

DRIVEN and STATIC TOOLING

For

CMZ



10139 BERGIN RD.

HOWELL, MI 48843

PHONE : 877-91-TOOLS (810-632-4446)

FAX: 877-92-TOOLS (810-632-4467)

EMAIL: info@mdtooling.com

WEBSITE: www.mdtooling.com

Live Tooling



M. T. Marchetti, a major live tool manufacturer in northern Italy, is a leader in live tool technology. The formula is simple. Use only the best angular contact high-speed bearings available. Add to this an exacting tolerances for all ground shafts, gears and bearing pocket features. Next, develop a sealed system that **will not** allow any contamination from chips or coolant.

Top this all off with a superior design and you end up with a live tool that is more rigid, faster and will last longer. **We back this up with a 2-Year factory warranty.**

Our Live Tool Warranty

Our tooling will give years of service in the most demanding applications. The superior design and rugged construction has proven this over the last 12 years. The reliability of our tools allows us to provide a 2-year factory warranty, for non-wear components.

MD Tooling will repair any defective tool holders for a period of 2 years from the date of purchase.

Product Range

We have the largest range of live tooling available for most major machine tool manufactures.

Our available products include an extensive line of standard live tooling as well as specialty tool holders such as 0-180 adjustable angle tool holders, gear hobbors, and even worm gear generators. Our product range includes geared up holders to 60,000 RPM and are engineered for 1,000 PSI coolant through.

We are an industry leader in providing complete tooling solutions with hundreds of static tool options as well.

Technical Support

Here at MD Tooling we have a full technical support department with over 35 years of CNC experience.

Our highly qualified staff can help with part processing, tooling up a job from a blue print and even assist with part programming. Applications Engineers are always available by phone to answer any questions you may have about our tooling or any other CNC related issue.

Stock and Replenishment

MD Tooling maintains an extensive inventory of tooling in our warehouse in Michigan. Our current "fill" rate on orders is 93% from our stock in Michigan for same day shipping.

Should you require a non-stock item, our manufacturer, M.T. Marchetti also maintains a large inventory in Italy. Tooling can be obtained in as little as 3-5 business days.

Shipping

MD Tooling realizes that when you need tooling, often you can't wait until the next day. We process orders and ship from available stock right up until 4PM EST to make certain we get your tooling solutions to you as quickly as possible.

We regularly ship throughout the day via UPS, FedEx or any other carrier that a customer requests.



10139 Bergin Road
Howell, MI 48843
Phone: (810) 632-4446
Fax: (810) 632-4467
Email: info@mdtooling.com
Web: www.mdtooling.com

- Fast, Friendly, Reliable Service!
- Quality tooling at highly competitive pricing.
- 2-Year Warranty on all live tools.
- Extensive inventory. We currently ship over 93% of all orders same day.
- In-house repair services available.
- If a warranty tool needs to be returned for inspection, service or repair, loaner tools are available to keep your machine tool production up and running.
- More specialty tool holders than any other manufacturer.
- Custom tool holders available.
- All available tooling may not be shown in this catalog. If you can't find the holder you're looking for, please contact our office for assistance.



Table of Contents

Categorized Listing

TL15M/MS/TM - TB67M - TB46M	1	TL25AM/AMS/BM/BMS - TL20M/MS/TM	
DRIVEN	1	TA15-20-25-30M/Y/MS/MY/YS -	
RADIAL DRIVEN TOOL	1	TC15-20-25-30-35M/Y/MS/MY/YS -	
AXIAL DRIVEN TOOL H=37.5mm	1	TD15-20-25-30-35-45-55M/Y/MS/MY/YS	17
TL25AM/AMS/BM/BMS - TL20M/MS/TM		DRIVEN	17
TA15-20-25-30M/Y/MS/MY/YS -		BROACHING/SLOTING DRIVEN TOOL 50mm STROKE H=85mm	17
TC15-20-25-30-35M/Y/MS/MY/YS -		STATIC	18
TD15-20-25-30-35-45-55M/Y/MS/MY/YS	2	RADIAL SINGLE STATIC TOOL	18
DRIVEN	2	TA15-20-25-30M/Y/MS/MY/YS	
RADIAL DRIVEN TOOL	2	TC15-20-25-30-35M/Y/MS/MY/YS -	
QUICK CHANGE RADIAL MTSK DRIVEN TOOL	2	TD15-20-25-30-35-45-55M/Y/MS/MY/YS	18
RADIAL DRIVEN TOOL 12,000 RPM	3	STATIC	18
QUICK CHANGE RADIAL MTSK DRIVEN TOOL 12,000 RPM	3	RADIAL SINGLE SIDE TWIN STATIC TOOL	18
RADIAL REINFORCED DRIVEN TOOL	4	TL25AM/AMS/BM/BMS - TL20M/MS/TM	
RADIAL REINFORCED DRIVEN TOOL 12,000 RPM	4	TA15-20-25-30M/Y/MS/MY/YS -	
TA15-20-25-30M/Y/MS/MY/YS		TC15-20-25-30-35M/Y/MS/MY/YS -	
TC15-20-25-30-35M/Y/MS/MY/YS -		TD15-20-25-30-35-45-55M/Y/MS/MY/YS	19
TD15-20-25-30-35-45-55M/Y/MS/MY/YS	5	STATIC	19
DRIVEN	5	RADIAL DOUBLE STATIC TOOL	19
RADIAL SINGLE SIDE TWIN HEAD DRIVEN TOOL IN Y	5	TA15-20-25-30YS - TC15-20-25-30-35YS	
RADIAL SINGLE SIDE TWIN HEAD DRIVEN TOOL IN Y 12,000 RPM	5	TD15-20-25-30-35-45-55YS	19
RADIAL SINGLE SIDE TWIN HEAD DRIVEN TOOL IN Y 12,000 RPM	5	STATIC	19
TL25AM/AMS/BM/BMS - TL20M/MS/TM		RADIAL DOUBLE SIDE TWIN STATIC TOOL	19
TA15-20-25-30M/Y/MS/MY/YS -		TL25AM/AMS/BM/BMS - TL20M/MS/TM	
TC15-20-25-30-35M/Y/MS/MY/YS -		TA15-20-25-30M/Y/MS/MY/YS -	
TD15-20-25-30-35-45-55M/Y/MS/MY/YS	6	TC15-20-25-30-35M/Y/MS/MY/YS -	
DRIVEN	6	TD15-20-25-30-35-45-55M/Y/MS/MY/YS	20
RADIAL SPECIAL DRIVEN TOOL REDIRECTED IN Z BY 376mm	6	STATIC	20
RADIAL SPECIAL DRIVEN TOOL IN Y	6	RADIAL DOUBLE BLADE HOLDER WITH BLADE KIT	20
AXIAL DRIVEN TOOL H=55mm	7	RADIAL DOUBLE BLADE HOLDER WITH INTERNAL COOLANT - BLADE KIT NOT INCLUDED	20
QUICK CHANGE AXIAL MTSK DRIVEN TOOL	7	TA15-20-25-30M/Y/MS/MY/YS	
AXIAL DRIVEN TOOL 12,000 RPM	8	TC15-20-25-30-35M/Y/MS/MY/YS -	
QUICK CHANGE AXIAL MTSK DRIVEN TOOL 12,000 RPM	8	TD15-20-25-30-35-45-55M/Y/MS/MY/YS	21
AXIAL DRIVEN TOOL FOR SUBSPINDLE H=55mm	9	STATIC	21
AXIAL DRIVEN TOOL FOR SUBSPINDLE 12,000 RPM H=55mm	9	AXIAL DOUBLE BORING BAR HOLDER	21
AXIAL REINFORCED DRIVEN TOOL H=55mm	10	AXIAL 2 POSITION REAR SET BORING BAR HOLDER	21
AXIAL REINFORCED DRIVEN TOOL 12,000 RPM H=55mm	10	TL25AM/AMS/BM/BMS - TL20M/MS/TM	
AXIAL OPPOSITE FACE TWIN DRIVEN TOOL	11	TA15-20-25-30M/Y/MS/MY/YS -	
AXIAL OPPOSITE FACE TWIN DRIVEN TOOL 12,000 RPM	11	TC15-20-25-30-35M/Y/MS/MY/YS -	
TA15-20-25-30M/Y/MS/MY/YS		TD15-20-25-30-35-45-55M/Y/MS/MY/YS	22
TC15-20-25-30-35M/Y/MS/MY/YS -		STATIC	22
TD15-20-25-30-35-45-55M/Y/MS/MY/YS	12	TAILSTOCK FOR SUBSPINDLE	22
DRIVEN	12	CAPTO DRIVEN	23
AXIAL SINGLE SIDE TWIN HEAD DRIVEN TOOL IN Y	12	RADIAL DRIVEN TOOL CAPTO C4	23
TL25AM/AMS/BM/BMS - TL20M/MS/TM		RADIAL DRIVEN TOOL CAPTO C4 12,000 RPM	23
TA15-20-25-30M/Y/MS/MY/YS -		AXIAL DRIVEN TOOL CAPTO C4	24
TC15-20-25-30-35M/Y/MS/MY/YS -		AXIAL DRIVEN TOOL CAPTO C4 12,000 RPM	24
TD15-20-25-30-35-45-55M/Y/MS/MY/YS	12	AXIAL DRIVEN TOOL CAPTO C4 FOR SUBSPINDLE	25
DRIVEN	12	AXIAL DRIVEN TOOL CAPTO C4 FOR SUBSPINDLE 12,000 RPM	25
(0-180) ADJUSTABLE ANGLE DRIVEN TOOL	12	CAPTO STATIC	26
(0-180) ADJUSTABLE ANGLE DRIVEN TOOL WITH DIGITAL DISPLAY	13	RADIAL SINGLE REAR-SET STATIC TOOL CAPTO C4	26
(0-180) ADJUSTABLE ANGLE DRIVEN TOOL	13	RADIAL SINGLE REAR-SET STATIC TOOL CAPTO C5	26
DRIVEN GEAR HOBBER	14	AXIAL SINGLE STATIC TOOL CAPTO C4	27
RADIAL DRIVEN GEAR HOBBER	14	AXIAL SINGLE STATIC TOOL CAPTO C5	27
REINFORCED DRIVEN GEAR HOBBER	15	AXIAL OPPOSITE FACE TWIN STATIC TOOL CAPTO C4	27
TA15-20-25-30M/Y/MS/MY/YS		TX52 Y3/Y2 QUATTRO/Y2 TWIN - TX66 Y3/Y2 QUATTRO/Y2	
TC15-20-25-30-35M/Y/MS/MY/YS -		TWIN - TTL 52 - TTL 66 -	
TD15-20-25-30-35-45-55M/Y/MS/MY/YS	15	TA15-20-25-30M/Y/MS/MY/YS 15 ST.	28
DRIVEN	15	DRIVEN	28
QUICK CHANGE AXIAL MTSK DRIVEN TOOL FOR POWER SKIVING H=92.5mm	15	RADIAL DRIVEN TOOL	28
DRIVEN TOOL FOR WORM SCREWS	16	QUICK CHANGE RADIAL MTSK DRIVEN TOOL	28
BROACHING/SLOTING DRIVEN TOOL 25mm STROKE H=80mm	16	TTL 52 - TTL 66 - TA15-20-25-30M/Y/MS/MY/YS 15 ST.	29
BROACHING/SLOTING DRIVEN TOOL 50mm STROKE H=80mm	16	DRIVEN	29
		RADIAL DRIVEN TOOL 12,000 RPM	29

Table of Contents

Categorized Listing

TX52 Y3/Y2 QUATTRO/Y2 TWIN - TX66 Y3/Y2 QUATTRO/Y2 TWIN - TTL 52 - TTL 66 - TA15-20-25-30M/Y/MS/MY/YS 15 ST.	29	0-180 ADJUSTABLE ANGLE DRIVEN TOOL WITH DIGITAL DISPLAY	48
DRIVEN	29	0-180 ADJUSTABLE ANGLE DRIVEN TOOL GEARED UP 1:2	48
RADIAL GEARED-UP 1:3 DRIVEN TOOL REDIRECTED IN Z BY 36mm	29	0-180 ADJUSTABLE ANGLE DRIVEN TOOL GEARED UP 1:2 WITH DIGITAL DISPLAY	49
RADIAL GEARED-UP 1:3 DRIVEN TOOL	30	GEAR HOBBER DRIVEN TOOL	49
RADIAL SINGLE-SIDE TWIN HEAD DRIVEN TOOL IN Y	30	RADIAL DRIVEN GEAR HOBBER	50
RADIAL ±30° ADJUSTABLE ANGLE DRIVEN TOOL REDIRECTED BY 30mm	31	TX52 Y3/Y2 QUATTRO/Y2 TWIN - TX66 Y3/Y2 QUATTRO/Y2 TWIN	50
AXIAL DRIVEN TOOL H=55mm	32	DRIVEN	50
AXIAL DRIVEN TOOL H=65mm	33	QUICK CHANGE AXIAL MTSK DRIVEN TOOL FOR POWER SKIVING H=85mm	50
QUICK CHANGE AXIAL MTSK DRIVEN TOOL H=65mm	33	TX52 Y3/Y2 QUATTRO/Y2 TWIN - TX66 Y3/Y2 QUATTRO/Y2 TWIN - TTL 52 - TTL 66 - TA15-20-25-30M/Y/MS/MY/YS 15 ST.	51
TTL 52 - TTL 66 - TA15-20-25-30M/Y/MS/MY/YS 15 ST.	34	DRIVEN	51
DRIVEN	34	BROACHING/SLOTING DRIVEN TOOL 50mm STROKE H=66mm	51
AXIAL DRIVEN TOOL 12,000 RPM H=65mm	34	BROACHING/SLOTING DRIVEN TOOL 25mm STROKE H=66mm	51
QUICK CHANGE AXIAL MTSK DRIVEN TOOL 12,000 RPM H=65mm	34	TX52 Y3/Y2 QUATTRO/Y2 TWIN - TX66 Y3/Y2 QUATTRO/Y2 TWIN - TTL 52 - TTL 66	52
TX52 Y3/Y2 QUATTRO/Y2 TWIN - TX66 Y3/Y2 QUATTRO/Y2 TWIN - TTL 52 - TTL 66 - TA15-20-25-30M/Y/MS/MY/YS 15 ST.	35	DRIVEN	52
DRIVEN	35	BROACHING/SLOTING DRIVEN TOOL 50mm STROKE H=76mm	52
AXIAL DRIVEN TOOL H=75mm	35	BROACHING/SLOTING DRIVEN TOOL 25mm STROKE H=76mm	52
AXIAL DRIVEN TOOL H=75mm	36	STATIC	53
QUICK CHANGE AXIAL MTSK DRIVEN TOOL H=75mm	36	RADIAL SINGLE STATIC TOOL	53
AXIAL REINFORCED DRIVEN TOOL H=55mm	37	RADIAL SINGLE STATIC TOOL	53
QUICK CHANGE AXIAL MTSK REINFORCED DRIVEN TOOL H=55mm	37	RADIAL SINGLE REAR SET STATIC TOOL	53
TX52 Y3/Y2 QUATTRO/Y2 TWIN - TX66 Y3/Y2 QUATTRO/Y2 TWIN - TTL 52 - TTL 66	38	RADIAL SINGLE SIDE TWIN STATIC TOOL	54
DRIVEN	38	RADIAL DOUBLE STATIC TOOL	54
AXIAL REINFORCED DRIVEN TOOL H=75mm	38	RADIAL DOUBLE STATIC TOOL	54
QUICK CHANGE AXIAL MTSK REINFORCED DRIVEN TOOL H=75mm	38	RADIAL DOUBLE STATIC TOOL	55
TX52 Y3/Y2 QUATTRO/Y2 TWIN - TX66 Y3/Y2 QUATTRO/Y2 TWIN - TTL 52 - TTL 66 - TA15-20-25-30M/Y/MS/MY/YS 15 ST.	39	TX52 Y3/Y2 QUATTRO/Y2 TWIN - TX66 Y3/Y2 QUATTRO/Y2 TWIN - TTL 52 - TTL 66	55
DRIVEN	39	STATIC	55
AXIAL REAR-SET DRIVEN TOOL H=75mm	39	RADIAL MULTIPLE STATIC TOOL	55
QUICK CHANGE AXIAL MTSK REAR-SET DRIVEN TOOL H=75mm	39	TX52 Y3/Y2 QUATTRO/Y2 TWIN - TX66 Y3/Y2 QUATTRO/Y2 TWIN - TTL 52 - TTL 66 - TA15-20-25-30M/Y/MS/MY/YS 15 ST.	56
AXIAL GEARED-UP 1:3 DRIVEN TOOL H=55mm	40	STATIC	56
AXIAL GEARED-UP 1:3 DRIVEN TOOL H=75mm	40	RADIAL BLADE HOLDER WITH BLADE KIT	56
AXIAL GEARED-UP 1:3 REAR-SET DRIVEN TOOL H=75mm	41	RADIAL BLADE HOLDER WITH INTERNAL COOLANT-BLADE KIT NOT INCLUDED	56
AXIAL DRIVEN TOOL FOR INTERNAL POLYGON MAKING H=55mm	42	AXIAL SINGLE STATIC TOOL	57
AXIAL DRIVEN TOOL FOR INTERNAL POLYGON MAKING H=75mm	42	AXIAL SINGLE STATIC TOOL	57
AXIAL OPPOSITE FACE DRIVEN TOOL H=55mm	43	AXIAL SINGLE BORING BAR HOLDER H=55mm	57
AXIAL OPPOSITE FACE TWIN DRIVEN TOOL H=65mm	43	AXIAL SINGLE BORING BAR HOLDER H=55mm SPLIT	58
TTL 52 - TTL 66 - TA15-20-25-30M/Y/MS/MY/YS 15 ST.	43	AXIAL SINGLE BORING BAR HOLDER H=75mm	58
DRIVEN	43	TX52 Y3/Y2 QUATTRO/Y2 TWIN - TX66 Y3/Y2 QUATTRO/Y2 TWIN - TTL 52 - TTL 66	59
AXIAL OPPOSITE FACE TWIN DRIVEN TOOL 12,000 RPM H=65mm	43	STATIC	59
TX52 Y3/Y2 QUATTRO/Y2 TWIN - TX66 Y3/Y2 QUATTRO/Y2 TWIN - TTL 52 - TTL 66 - TA15-20-25-30M/Y/MS/MY/YS 15 ST.	44	AXIAL SINGLE BORING BAR HOLDER H=75mm SPLIT	59
DRIVEN	44	TX52 Y3/Y2 QUATTRO/Y2 TWIN - TX66 Y3/Y2 QUATTRO/Y2 TWIN - TTL 52 - TTL 66 - TA15-20-25-30M/Y/MS/MY/YS 15 ST.	59
AXIAL OPPOSITE FACE DRIVEN TOOL H=75mm	44	STATIC	59
AXIAL OPPOSITE FACE TWIN DRIVEN TOOL H=75mm	44	AXIAL SINGLE BORING BAR HOLDER H=80mm	59
AXIAL SINGLE-SIDE TWIN HEAD DRIVEN TOOL IN Y H=55mm	45	AXIAL SINGLE BORING BAR HOLDER H=55mm	60
AXIAL SINGLE-SIDE TWIN HEAD DRIVEN TOOL IN Y H=75mm	45	AXIAL SINGLE BORING BAR HOLDER H=75mm	60
AXIAL SINGLE SIDE TWIN HEAD DRIVEN TOOL IN Y FOR INTERNAL POLYGON-MAKING H=75mm	46	AXIAL SINGLE REAR SET BORING BAR HOLDER H=75mm	60
TX52 Y3/Y2 QUATTRO/Y2 TWIN - TX66 Y3/Y2 QUATTRO/Y2 TWIN - TTL 52 - TTL 66	46	AXIAL SINGLE REAR SET BORING BAR HOLDER H=75mm	61
DRIVEN	46	AXIAL 2 POSITION BORING BAR HOLDER	61
0-180 ADJUSTABLE ANGLE DRIVEN TOOL	46	AXIAL REAR SET DOUBLE BORING BAR HOLDER	61
0-180 ADJUSTABLE ANGLE DRIVEN TOOL WITH DIGITAL DISPLAY	47	TX52 Y3/Y2 QUATTRO/Y2 TWIN - TX66 Y3/Y2 QUATTRO/Y2 TWIN - TTL 52 - TTL 66	62
TX52 Y3/Y2 QUATTRO/Y2 TWIN - TX66 Y3/Y2 QUATTRO/Y2 TWIN - TTL 52 - TTL 66 - TA15-20-25-30M/Y/MS/MY/YS 15 ST.	47	STATIC	62
DRIVEN	47	AXIAL 3 POSITION BORING BAR HOLDER	62
0-180 ADJUSTABLE ANGLE DRIVEN TOOL	47		

Table of Contents

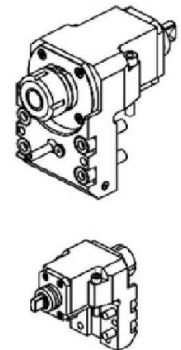
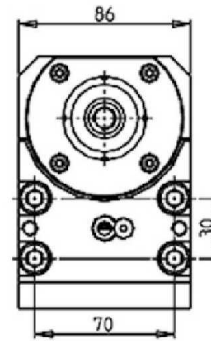
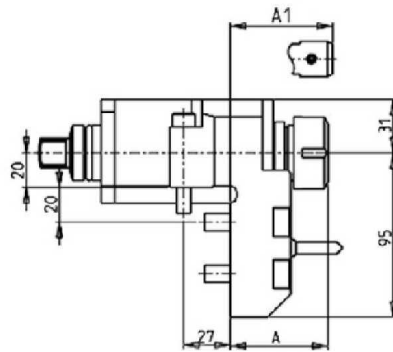

Categorized Listing

TX52 Y3/Y2 QUATTRO/Y2 TWIN - TX66 Y3/Y2 QUATTRO/Y2	
TWIN - TTL 52 - TTL 66 -	
TA15-20-25-30M/Y/MS/MY/YS 15 ST.	62
STATIC	62
AXIAL DOUBLE COLLET CHUCK HOLDER H=75mm	62
TAILSTOCK FOR SUBSPINDLE	63
CAPTO STATIC	64
RADIAL SINGLE REAR SET STATIC TOOL CAPTO C4	64
AXIAL REAR SET BORING STATIC TOOL CAPTO C4	64
TTS 38 - TTS 46 - TTS 52 - TTS 66	65
DRIVEN	65
RADIAL REINFORCED DRIVEN TOOL	65
QUICK CHANGE RADIAL MTSK DRIVEN TOOL	65
RADIAL DRIVEN TOOL REDIRECTED IN Z BY 36mm	66
RADIAL GEARED-DOWN 2:1 DRIVEN TOOL REDIRECTED IN Z BY 43mm	66
RADIAL GEARED-DOWN 2:1 DRIVEN TOOL REDIRECTED IN Z BY 60mm	67
RADIAL GEARED-DOWN 3:1 DRIVEN TOOL REDIRECTED IN Z BY 60mm	67
RADIAL GEARED-UP 1:2 DRIVEN TOOL REDIRECTED IN Z BY 36mm	68
RADIAL SINGLE SIDE TWIN HEAD DRIVEN TOOL IN Y	68
AXIAL DRIVEN TOOL H=60mm	69
QUICK CHANGE AXIAL MTSK DRIVEN TOOL H=60mm	69
AXIAL GEARED-UP 1:2 DRIVEN TOOL	70
AXIAL GEARED-UP 1:3 REAR-SET DRIVEN TOOL H=65mm	70
AXIAL DRIVEN TOOL FOR INTERNAL POLYGON-MAKING H=60mm	71
AXIAL OPPOSITE FACE TWIN DRIVEN TOOL H=60mm	71
AXIAL SINGLE SIDE TWIN HEAD DRIVEN TOOL IN Y H=60mm	71
0-180° ADJUSTABLE ANGLE DRIVEN TOOL H=35mm	72
0-180° ADJUSTABLE ANGLE DRIVEN TOOL H=55mm	72
DRIVEN GEAR HOBBER	73
BROACHING/SLOTTING DRIVEN TOOL 25mm STROKE H=65mm	73
STATIC	74
RADIAL SINGLE STATIC TOOL	74
RADIAL SINGLE STATIC TOOL	74
RADIAL SINGLE SIDE TWIN STATIC TOOL	74
RADIAL DOUBLE STATIC TOOL	75
RADIAL DOUBLE SIDE TWIN STATIC TOOL	75
RADIAL MULTIPLE STATIC TOOL	75
RADIAL BLADE HOLDER WITH BLADE KIT	76
RADIAL BLADE HOLDER WITH INTERNAL COOLANT - BLADEKIT NOT INCLUDED	76
AXIAL SINGLE STATIC TOOL	77
AXIAL SINGLE BORING BAR HOLDER H=60mm	77
AXIAL SINGLE BORING BAR HOLDER H=65mm	77
AXIAL SINGLE BORING BAR HOLDER H=70mm	78
AXIAL SINGLE BORING BAR HOLDER H=75mm	78
AXIAL DOUBLE BORING BAR HOLDER 2 POSITIONS IN Y H=65mm	78
AXIAL 2 POSITION UPRIGHT BORING BAR HOLDER	79
AXIAL 3 POSITION UPRIGHT BORING BAR HOLDER	79
ACCESSORIES	80
DRIVEN	80
MTSK-32 ER ADAPTORS	80
MTSK-32 MILL ADAPTORS	81
MTSK-40 ER ADAPTORS	82
MTSK-40 MILL ADAPTORS	83
MTSK-50 ER ADAPTORS	84
MTSK-50 MILL ADAPTORS	85
TOOL DISASSEMBLING EQUIPMENT FOR MTSK	86

TL15M/MS/TM - TB67M - TB46M

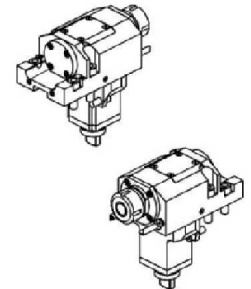
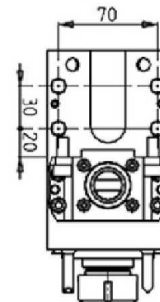
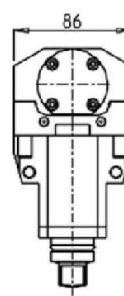
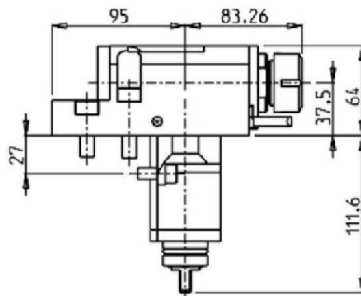
DRIVEN

RADIAL DRIVEN TOOL



PartNumber	Description	Spindle	I	RPM	Ext Cool	A	A1
CMZ0010225	Radial Driven Tool ER25	ER25	1:1	6000	X	56.96	
CMZ0010232	Radial Driven Tool ER32	ER32	1:1	6000	X	65.96	
CMZ0010325	Radial Driven Tool Weldon 25	Weldon 25	1:1	6000	X		76.8

AXIAL DRIVEN TOOL H=37.5mm



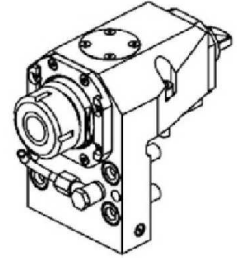
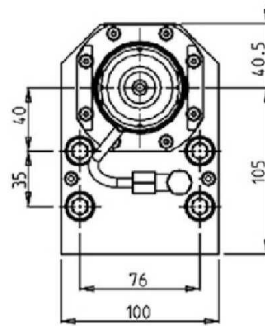
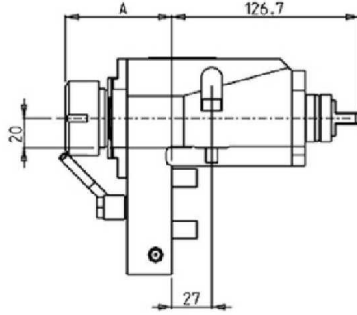

PartNumber	Description	Spindle	I	RPM	Cool Thru	Ext Cool
CMZ0020225	Axial Driven Tool ER25	ER25	1:1	6000		X
CMZ0020125	Axial Driven Tool ER25 Cool Thru*	ER25	1:1	6000	X	X

* Coolant Thru tools are designed for 1000 psi.
They require 5 Micron Filtration and **CANNOT** be run dry.

TL25AM/AMS/BM/BMS - TL20M/MS/TM - TA15-20-25-30M/Y/MS/MY/YS - TC15-20-25-30-35M/Y/MS/MY/YS - TD15-20-25-30-35-45-55M/Y/MS/MY/YS

DRIVEN

RADIAL DRIVEN TOOL

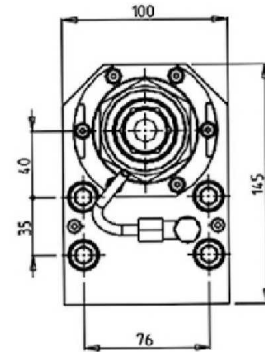
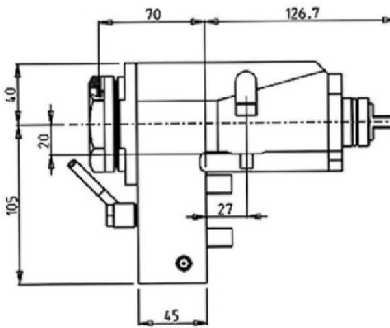


PartNumber	Description	Spindle	I	RPM	Cool Thru	Ext Cool	A
MSL0150132	Radial Driven Tool ER32	ER32	1:1	6000		X	71.91
MSL0151232	Radial Driven Tool ER32 Cool Thru*	ER32	1:1	6000	X	X	74.91

* Coolant Thru tools are designed for 1000 psi. They require 5 Micron Filtration and **CANNOT** be run dry.

QUICK CHANGE RADIAL MTSK DRIVEN TOOL

See Accessories for MTSK Adaptors



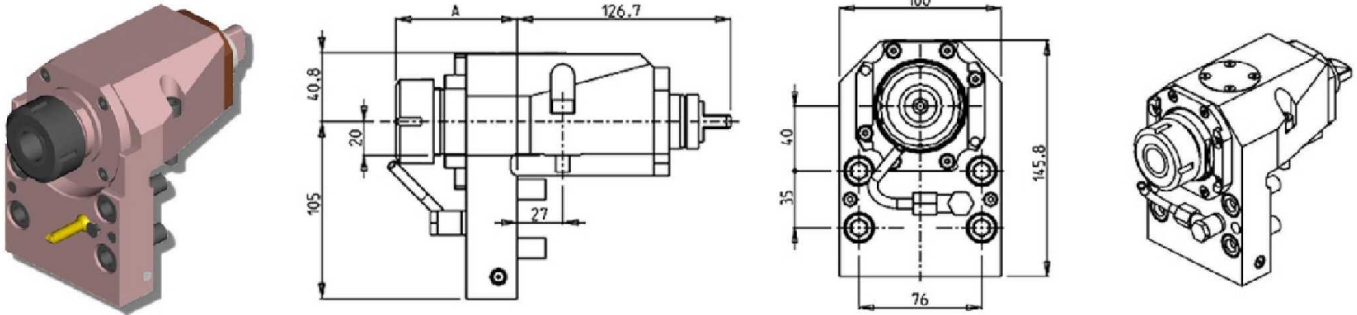
PartNumber	Description	Spindle	I	RPM	Cool Thru	Ext Cool
MSL0360150	Radial MTSK-50 Driven Tool	MTSK-50	1:1	6000		X
MSL0360250	Radial MTSK-50 Driven Tool Cool Thru*	MTSK-50	1:1	6000	X	X

* Coolant Thru tools are designed for 1000 psi. They require 5 Micron Filtration and **CANNOT** be run dry.

TL25AM/AMS/BM/BMS - TL20M/MS/TM - TA15-20-25-30M/Y/MS/MY/YS - TC15-20-25-30-35M/Y/MS/MY/YS - TD15-20-25-30-35-45-55M/Y/MS/MY/YS

DRIVEN

RADIAL DRIVEN TOOL 12,000 RPM

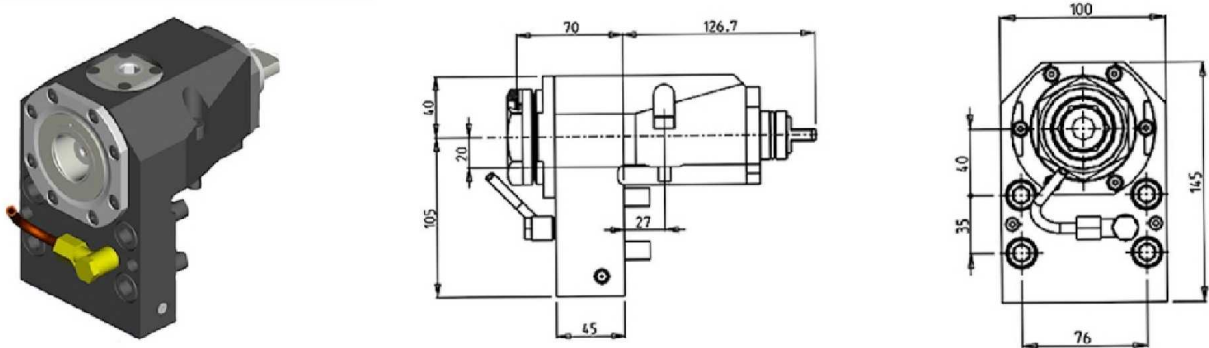


PartNumber	Description	Spindle	I	RPM	Cool Thru	Ext Cool	A
MSL0250132	Radial Driven Tool ER32 12,000 RPM	ER32	1:1	12000		X	71.91
MSL0251232	Radial Driven Tool ER32 12,000 RPM Cool Thru*	ER32	1:1	12000	X	X	74.91

* Coolant Thru tools are designed for 1000 psi. They require 5 Micron Filtration and **CANNOT** be run dry.

QUICK CHANGE RADIAL MTSK DRIVEN TOOL 12,000 RPM

See Accessories for MTSK Adaptors



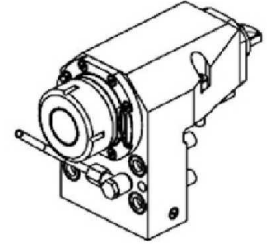
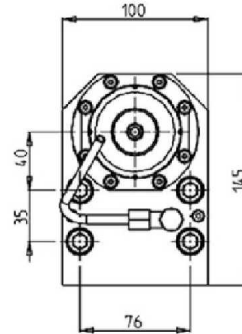
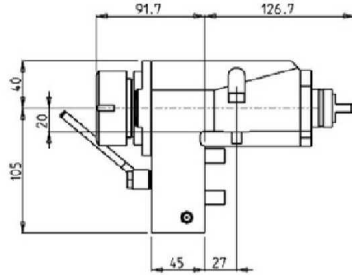

PartNumber	Description	Spindle	I	RPM	Cool Thru	Ext Cool
MSL0290150	Radial MTSK-50 Driven Tool 12,000 RPM	MTSK-50	1:1	12000		X
MSL0290250	Radial MTSK-50 Driven Tool 12,000 RPM Cool Thru*	MTSK-50	1:1	12000	X	X

* Coolant Thru tools are designed for 1000 psi. They require 5 Micron Filtration and **CANNOT** be run dry.

TL25AM/AMS/BM/BMS - TL20M/MS/TM - TA15-20-25-30M/Y/MS/MY/YS - TC15-20-25-30-35M/Y/MS/MY/YS - TD15-20-25-30-35-45-55M/Y/MS/MY/YS

DRIVEN

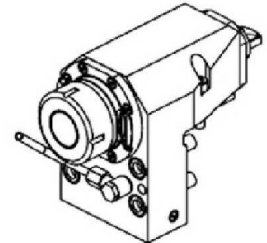
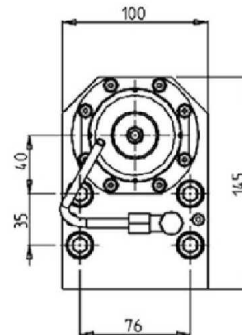
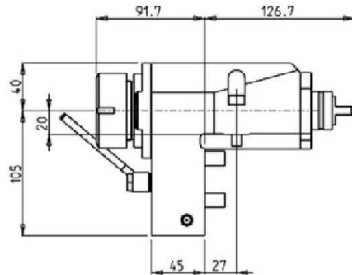

RADIAL REINFORCED DRIVEN TOOL



PartNumber	Description	Spindle	I	RPM	Cool Thru	Ext Cool
MSL0500140	Radial Reinforced Driven Tool ER40	ER40	1:1	6000		X
MSL0500240	Radial Reinforced Driven Tool ER40 Cool Thru*	ER40	1:1	6000	X	X

* Coolant Thru tools are designed for 1000 psi. They require 5 Micron Filtration and **CANNOT** be run dry.

RADIAL REINFORCED DRIVEN TOOL 12,000 RPM

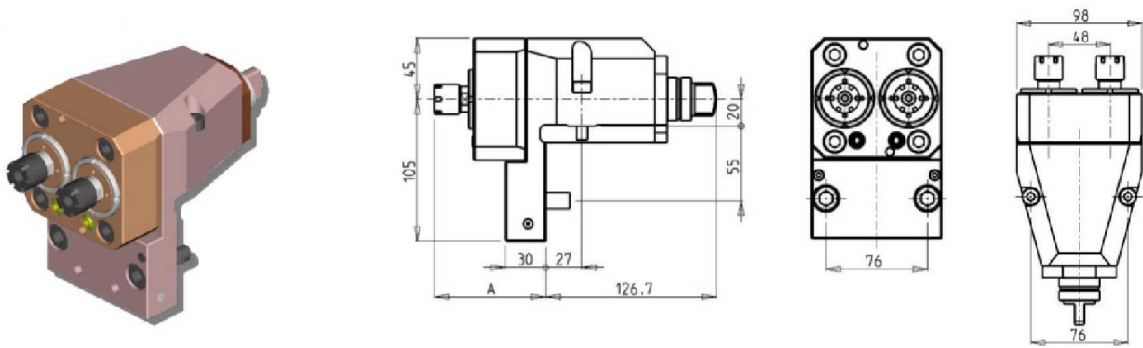


PartNumber	Description	Spindle	I	RPM	Ext Cool
MSL0510140	Radial Reinforced Driven Tool ER40 12,000 RPM	ER40	1:1	12000	X

TA15-20-25-30M/Y/MS/MY/YS - TC15-20-25-30-35M/Y/MS/MY/YS - TD15-20-25-30-35-45-55M/Y/MS/MY/YS

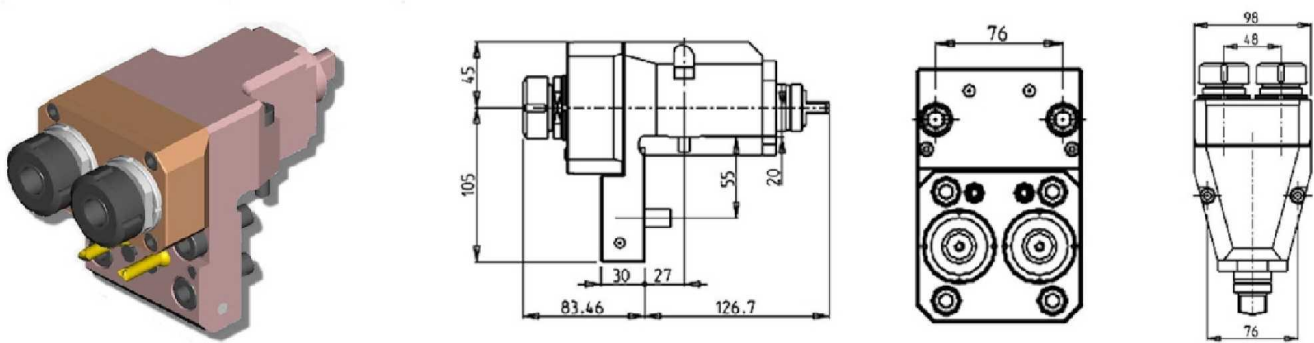
DRIVEN

RADIAL SINGLE SIDE TWIN HEAD DRIVEN TOOL IN Y



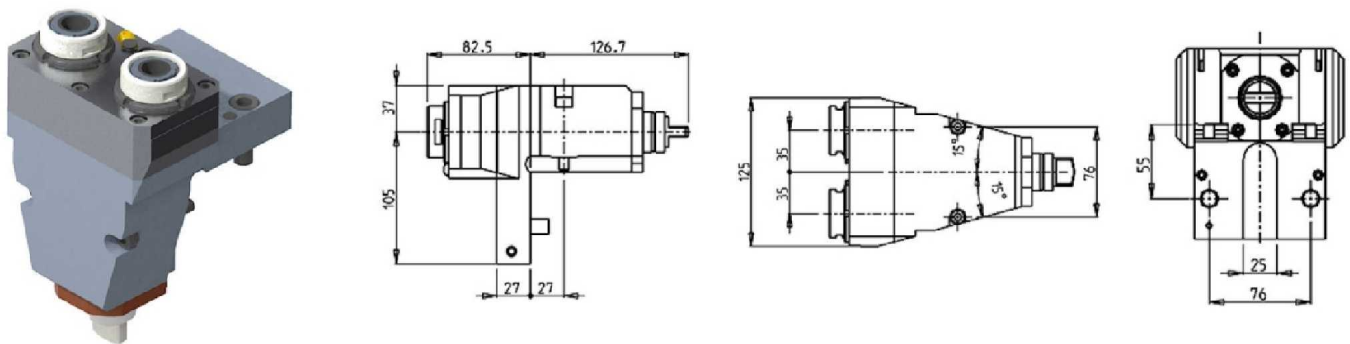
PartNumber	Description	Spindle	I	RPM	Ext Cool	A
M0300016	Radial Single Side Twin ER16	ER16	1:1	6000	X	82.5
M0300025	Radial Single Side Twin ER25	ER25	1:1	6000	X	82.96

RADIAL SINGLE SIDE TWIN HEAD DRIVEN TOOL IN Y 12,000 RPM



PartNumber	Description	Spindle	I	RPM	Ext Cool
MSL0470225	Radial Single Side Twin ER25 12,000 RPM	ER25	1:1	12000	X

RADIAL SINGLE SIDE TWIN HEAD DRIVEN TOOL IN Y 12,000 RPM


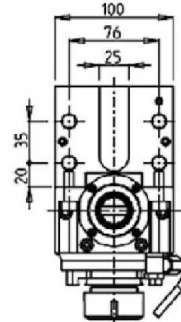
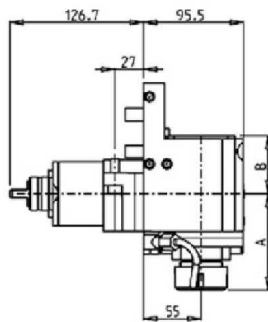


PartNumber	Description	Spindle	I	RPM	Ext Cool
MSL0630225	Radial Single Side Twin ERA25 12,000 RPM	ERA25	1:1	12000	X

TL25AM/AMS/BM/BMS - TL20M/MS/TM - TA15-20-25-30M/Y/MS/MY/YS - TC15-20-25-30-35M/Y/MS/MY/YS - TD15-20-25-30-35-45-55M/Y/MS/MY/YS

DRIVEN

AXIAL DRIVEN TOOL H=55mm

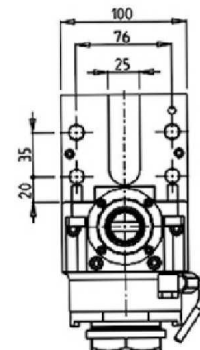
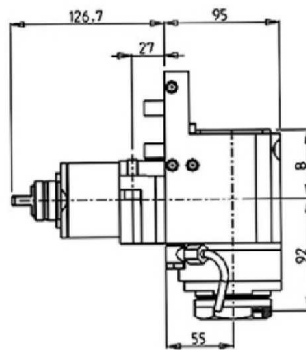


PartNumber	Description	Spindle	I	RPM	Cool Thru	Ext Cool	A	B
MSL0160125	Axial Driven Tool ER25	ER25	1:1	6000		X	88.41	55
MSL0160225	Axial Driven Tool ER25 Cool Thru*	ER25	1:1	6000	X	X	88.41	67.5
MSL0160132	Axial Driven Tool ER32	ER32	1:1	6000		X	91.41	55
MSL0160232	Axial Driven Tool ER32 Cool Thru*	ER32	1:1	6000	X	X	91.41	67.5

* Coolant Thru tools are designed for 1000 psi. They require 5 Micron Filtration and **CANNOT** be run dry.

QUICK CHANGE AXIAL MTSK DRIVEN TOOL

See Accessories for MTSK Adaptors




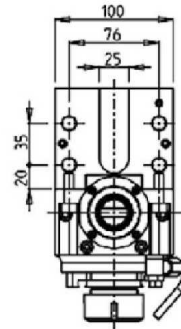
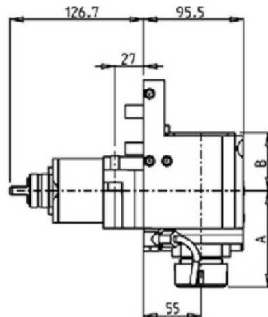
PartNumber	Description	Spindle	I	RPM	Cool Thru	Ext Cool	B
MSL0370150	Axial MTSK-50 Driven Tool	MTSK-50	1:1	6000		X	56.5
MSL0370250	Axial MTSK-50 Driven Tool Cool Thru*	MTSK-50	1:1	6000	X	X	69

* Coolant Thru tools are designed for 1000 psi. They require 5 Micron Filtration and **CANNOT** be run dry.

TL25AM/AMS/BM/BMS - TL20M/MS/TM - TA15-20-25-30M/Y/MS/MY/YS - TC15-20-25-30-35M/Y/MS/MY/YS - TD15-20-25-30-35-45-55M/Y/MS/MY/YS

DRIVEN

AXIAL DRIVEN TOOL 12,000 RPM

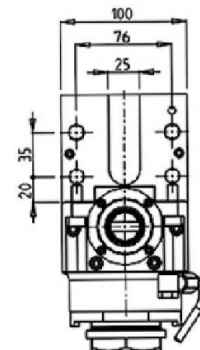
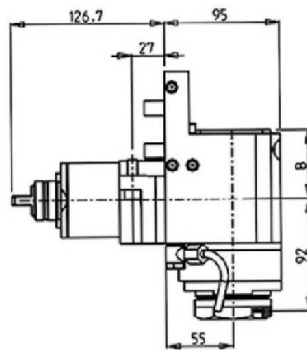


PartNumber	Description	Spindle	I	RPM	Cool Thru	Ext Cool	A	B
MSL0260125	Axial Driven Tool ER25 12,000 RPM	ER25	1:1	12000		X	88.41	55
MSL0260225	Axial Driven Tool ER25 12,000 RPM Cool Thru*	ER25	1:1	12000	X	X	88.41	67.5
MSL0260132	Axial Driven Tool ER32 12,000 RPM	ER32	1:1	12000		X	91.41	55
MSL0260232	Axial Driven Tool ER32 12,000 RPM Cool Thru*	ER32	1:1	12000	X	X	91.41	67.5

* Coolant Thru tools are designed for 1000 psi. They require 5 Micron Filtration and **CANNOT** be run dry.

QUICK CHANGE AXIAL MTSK DRIVEN TOOL 12,000 RPM

See Accessories for MTSK Adaptors



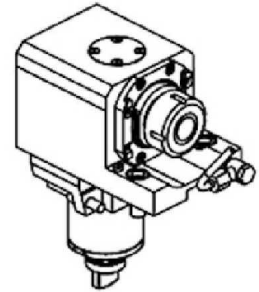
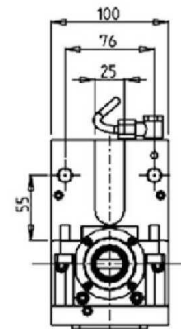
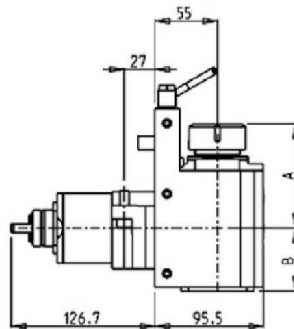

PartNumber	Description	Spindle	I	RPM	Cool Thru	Ext Cool	B
MSL0300150	Axial MTSK-50 Driven Tool 12,000 RPM	MTSK-50	1:1	12000		X	56.5
MSL0300250	Axial MTSK-50 Driven Tool 12,000 RPM Cool Thru*	MTSK-50	1:1	12000	X	X	69

* Coolant Thru tools are designed for 1000 psi. They require 5 Micron Filtration and **CANNOT** be run dry.

TL25AM/AMS/BM/BMS - TL20M/MS/TM - TA15-20-25-30M/Y/MS/MY/YS - TC15-20-25-30-35M/Y/MS/MY/YS - TD15-20-25-30-35-45-55M/Y/MS/MY/YS

DRIVEN

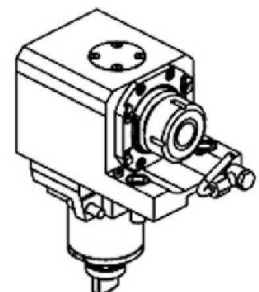
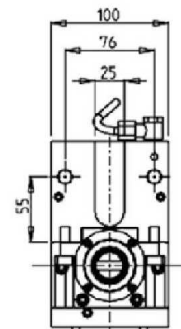
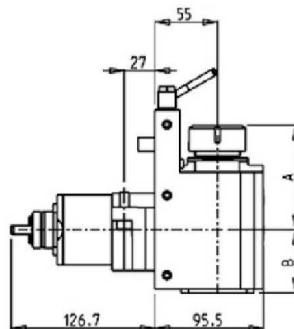
AXIAL DRIVEN TOOL FOR SUBSPINDLE H=55mm



PartNumber	Description	Spindle	I	RPM	Cool Thru	Ext Cool	A	B
MSL0570125	Axial Driven Tool for Subspindle ER25	ER25	1:1	6000		X	88.41	55
MSL0570225	Axial Driven Tool for Subspindle ER25 Cool Thru*	ER25	1:1	6000	X	X	88.41	67.5
MSL0570132	Axial Driven Tool for Subspindle ER32	ER32	1:1	6000		X	91.41	55
MSL0570232	Axial Driven Tool for Subspindle ER32 Cool Thru*	ER32	1:1	6000	X	X	91.41	67.5

* Coolant Thru tools are designed for 1000 psi. They require 5 Micron Filtration and **CANNOT** be run dry.

AXIAL DRIVEN TOOL FOR SUBSPINDLE 12,000 RPM H=55mm




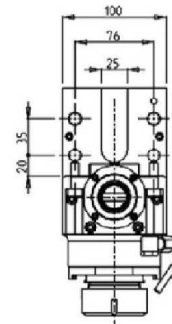
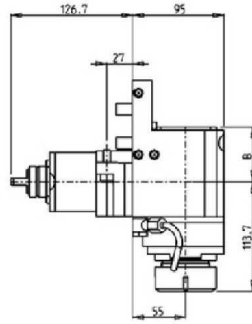
PartNumber	Description	Spindle	I	RPM	Cool Thru	Ext Cool	A	B
MSL0580125	Axial Driven Tool for Subspindle ER25 12K RPM	ER25	1:1	12000		X	88.41	55
MSL0580225	Axial Driven Tool for Subspindle ER25 Cool Thru* 12K RPM	ER25	1:1	12000	X	X	88.41	67.5
MSL0580132	Axial Driven Tool for Subspindle ER32 12K RPM	ER32	1:1	12000		X	91.41	55
MSL0580232	Axial Driven Tool for Subspindle ER32 Cool Thru* 12K RPM	ER32	1:1	12000	X	X	91.41	67.5

* Coolant Thru tools are designed for 1000 psi. They require 5 Micron Filtration and **CANNOT** be run dry.

TL25AM/AMS/BM/BMS - TL20M/MS/TM - TA15-20-25-30M/Y/MS/MY/YS - TC15-20-25-30-35M/Y/MS/MY/YS - TD15-20-25-30-35-45-55M/Y/MS/MY/YS

DRIVEN


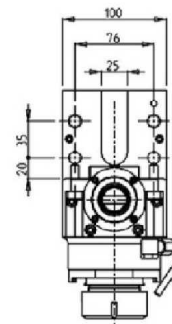
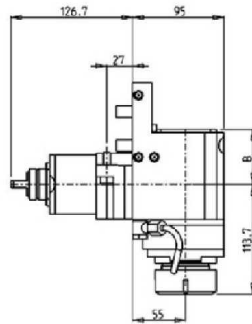
AXIAL REINFORCED DRIVEN TOOL H=55mm



PartNumber	Description	Spindle	I	RPM	Cool Thru	Ext Cool	B
MSL0480140	Axial Reinforced Driven Tool ER40	ER40	1:1	6000		X	56.5
MSL0480240	Axial Reinforced Driven Tool ER40 Cool Thru*	ER40	1:1	6000	X	X	69

* Coolant Thru tools are designed for 1000 psi. They require 5 Micron Filtration and **CANNOT** be run dry.

AXIAL REINFORCED DRIVEN TOOL 12,000 RPM H=55mm



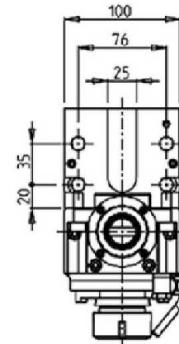
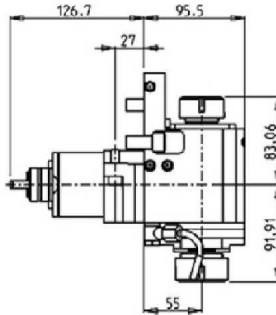
PartNumber	Description	Spindle	I	RPM	Cool Thru	Ext Cool	B
MSL0490140	Axial Reinforced ER40 12,000 RPM	ER40	1:1	12000		X	56.5
MSL0490240	Axial Reinforced ER40 12,000 RPM Cool Thru*	ER40	1:1	12000	X	X	69

* Coolant Thru tools are designed for 1000 psi. They require 5 Micron Filtration and **CANNOT** be run dry.

TL25AM/AMS/BM/BMS - TL20M/MS/TM - TA15-20-25-30M/Y/MS/MY/YS - TC15-20-25-30-35M/Y/MS/MY/YS - TD15-20-25-30-35-45-55M/Y/MS/MY/YS

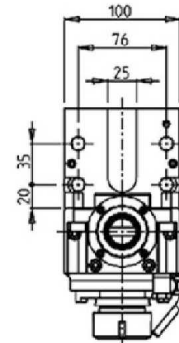
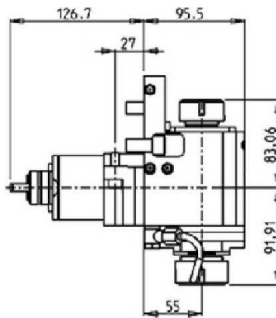
DRIVEN

AXIAL OPPOSITE FACE TWIN DRIVEN TOOL



PartNumber	Description	Spindle	I	RPM	Ext Cool
MSL0173225	Axial Opposite Face ER32+ER25	ER32+ER25	1:1	6000	X

AXIAL OPPOSITE FACE TWIN DRIVEN TOOL 12,000 RPM

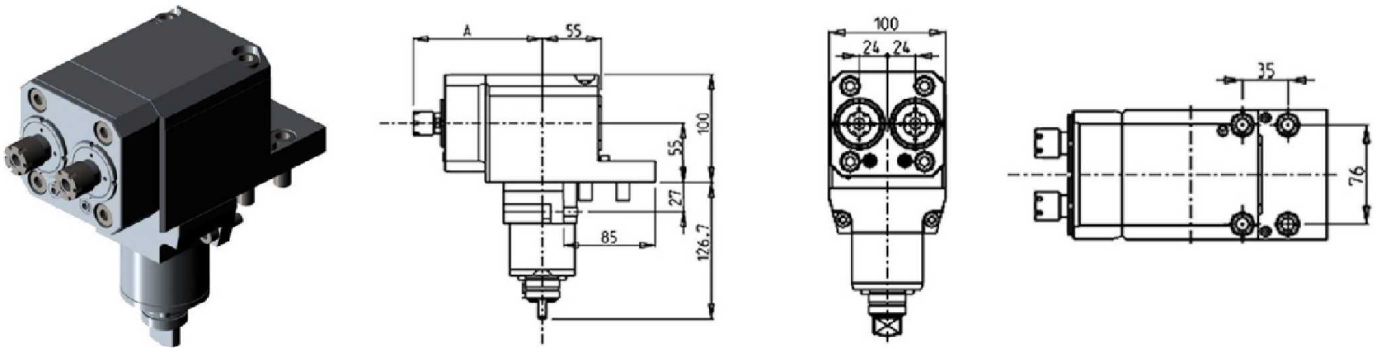


PartNumber	Description	Spindle	I	RPM	Ext Cool
MSL0273225	Axial Opposite Face ER32+ER25 12,000 RPM	ER32+ER25	1:1	12000	X

TA15-20-25-30M/Y/MS/MY/YS - TC15-20-25-30-35M/Y/MS/MY/YS - TD15-20-25-30-35-45-55M/Y/MS/MY/YS

DRIVEN

AXIAL SINGLE SIDE TWIN HEAD DRIVEN TOOL IN Y

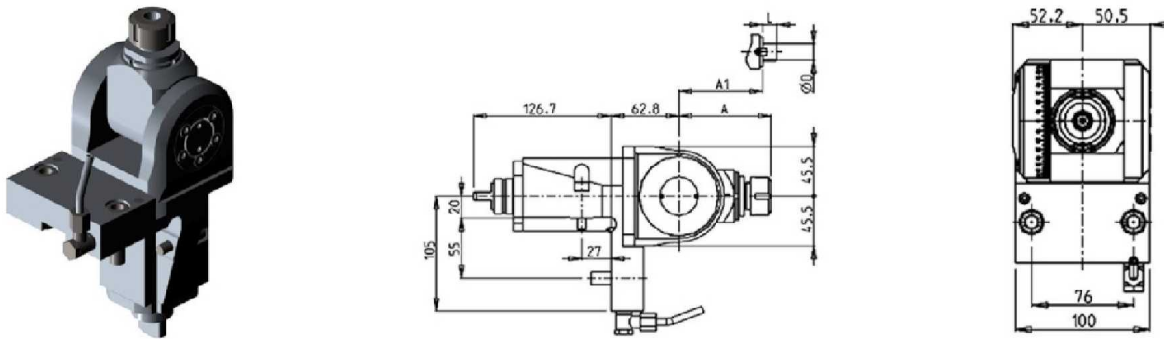


PartNumber	Description	Spindle	I	RPM	Ext Cool	A
MSL0180216	Axial Single Side Twin ER16	ER16	1:1	6000	X	120
MSL0180225	Axial Single Side Twin ER25	ER25	1:1	6000	X	121

TL25AM/AMS/BM/BMS - TL20M/MS/TM - TA15-20-25-30M/Y/MS/MY/YS - TC15-20-25-30-35M/Y/MS/MY/YS - TD15-20-25-30-35-45-55M/Y/MS/MY/YS

DRIVEN

(0-180) ADJUSTABLE ANGLE DRIVEN TOOL



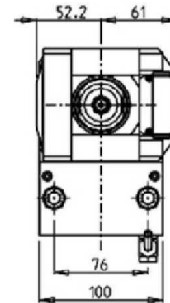
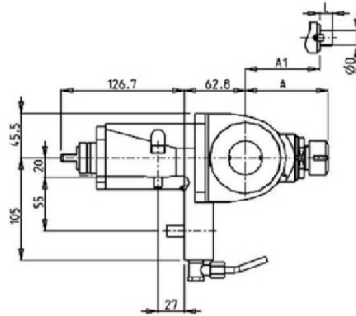
PartNumber	Description	Spindle	I	RPM	Ext Cool	A	A1	D	L
MSL0230120	0-180 Adj. Angle ER20	ER20	1:1	6000	X	85.16			
MSL0230125	0-180 Adj. Angle ER25	ER25	1:1	6000	X	86.16			
MSL0230519	0-180 Adj. Angle 3/4"x3/4"	3/4"x3/4"	1:1	6000	X		65	3/4"	3/4"
MSL0230516	0-180 Adj. Angle Ø16x17	Ø16x17	1:1	6000	X		65	16	17
MSL0230522	0-180 Adj. Angle Ø22x19	Ø22x19	1:1	6000	X		66	22	19

Note : Wrenches are provided with the purchase of Specialty Toolholders

TL25AM/AMS/BM/BMS - TL20M/MS/TM - TA15-20-25-30M/Y/MS/MY/YS - TC15-20-25-30-35M/Y/MS/MY/YS - TD15-20-25-30-35-45-55M/Y/MS/MY/YS

DRIVEN

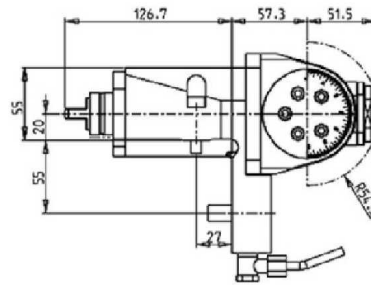
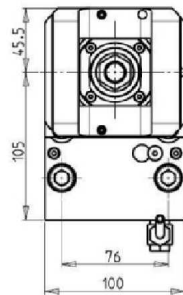

(0-180) ADJUSTABLE ANGLE DRIVEN TOOL WITH DIGITAL DISPLAY



PartNumber	Description	Spindle	I	RPM	Ext Cool	A	A1	D	L
MSL0190120	0-180 Adj. Angle ER20 with Digital Display	ER20	1:1	6000	X	85.16			
MSL0190125	0-180 Adj. Angle ER25 with Digital Display	ER25	1:1	6000	X	86.16			
MSL0190519	0-180 Adj. Angle 3/4"x3/4" with Digital Display	3/4"x3/4"	1:1	6000	X		65	3/4"	3/4"
MSL0190516	0-180 Adj. Angle Ø16x17 with Digital Display	Ø16x17	1:1	6000	X		65	16	17
MSL0190522	0-180 Adj. Angle Ø16x17 with Digital Display	Ø22x19	1:1	6000	X		66	22	19

Note : Wrenches are provided with the purchase of Specialty Toolholders

(0-180) ADJUSTABLE ANGLE DRIVEN TOOL



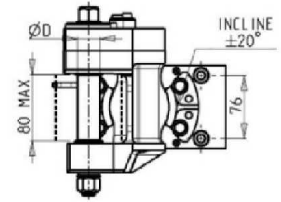
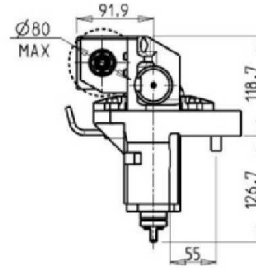
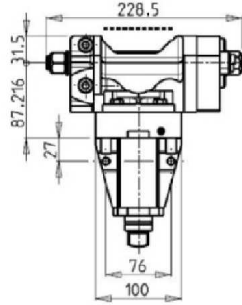

PartNumber	Description	Spindle	I	RPM	Ext Cool
M0220020	0-180 Adj. Angle ERA20	ERA20	1:1	6000	X

Note : Wrenches are provided with the purchase of Specialty Toolholders

TL25AM/AMS/BM/BMS - TL20M/MS/TM - TA15-20-25-30M/Y/MS/MY/YS - TC15-20-25-30-35M/Y/MS/MY/YS - TD15-20-25-30-35-45-55M/Y/MS/MY/YS

DRIVEN

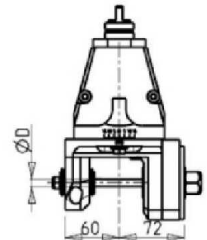
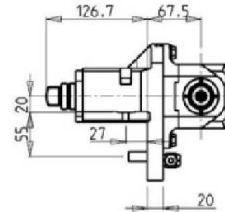
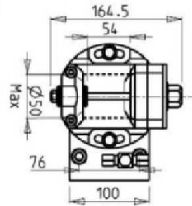
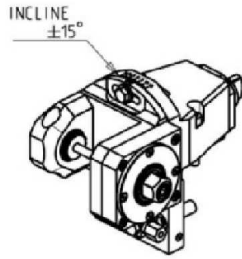

DRIVEN GEAR HOBBER



PartNumber	Description	I	MAX RPM	Ext Cool	D (mm)	D (Inch)
M0081100	Driven Gear Hobb 1:1	1:1	6000	X	16-22-27-32	3/4"-1"-1 1/4"
M0082100	Driven Gear Hobb Geared-Down 2:1	2:1	3000	X	16-22-27-32	3/4"-1"-1 1/4"

Note : Wrenches are provided with the purchase of Specialty Toolholders

RADIAL DRIVEN GEAR HOBBER



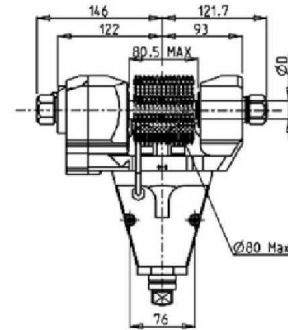
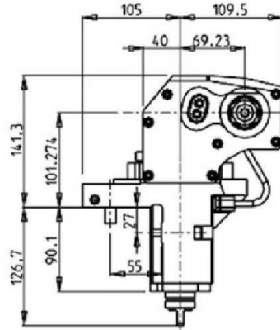

PartNumber	Description	I	MAX RPM	Ext Cool	D (mm)
M0311108	Radial Driven Gear Hobb 1:1 D=8mm	1:1	6000	X	8
M0311110	Radial Driven Gear Hobb 1:1 D=10mm	1:1	6000	X	10
M0311113	Radial Driven Gear Hobb 1:1 D=13mm	1:1	6000	X	13
M0311116	Radial Driven Gear Hobb 1:1 D=16mm	1:1	6000	X	16

Note : Wrenches are provided with the purchase of Specialty Toolholders

TL25AM/AMS/BM/BMS - TL20M/MS/TM - TA15-20-25-30M/Y/MS/MY/YS - TC15-20-25-30-35M/Y/MS/MY/YS - TD15-20-25-30-35-45-55M/Y/MS/MY/YS

DRIVEN

REINFORCED DRIVEN GEAR HOBBER



PartNumber	Description	I	MAX RPM	Ext Cool	D (mm)	D (Inch)
MSL0381100	Reinforced Driven Gear Hobb 1:1	1:1	6000	X	16-22-27-32	3/4"-1"-1 1/4"
MSL0382100	Reinforced Driven Gear Hobb Geared-Down 2:1	2:1	3000	X	16-22-27-32	3/4"-1"-1 1/4"

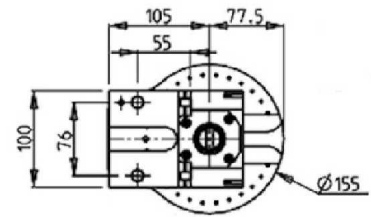
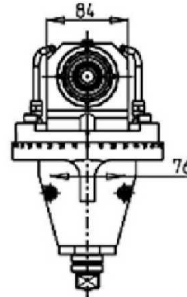
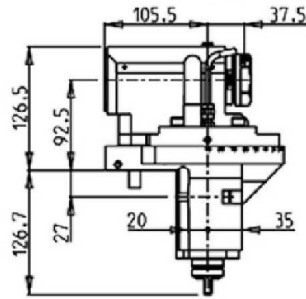
Note : Wrenches are provided with the purchase of Specialty Toolholders

TA15-20-25-30M/Y/MS/MY/YS - TC15-20-25-30-35M/Y/MS/MY/YS - TD15-20-25-30-35-45-55M/Y/MS/MY/YS

DRIVEN

QUICK CHANGE AXIAL MTSK DRIVEN TOOL FOR POWER SKIVING H=92.5mm

See Accessories for MTSK Adaptors



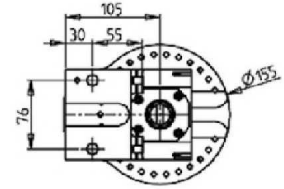
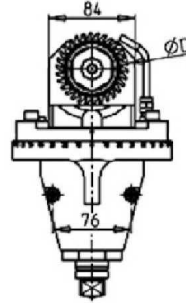
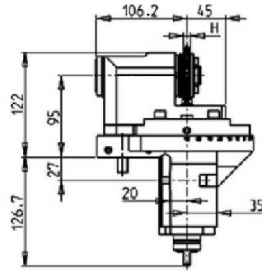

PartNumber	Description	Spindle	I	RPM	Ext Cool
MSL0640100	Axial MTSK-40 for Power Skiving	MTSK-40	1:1	6000	X

Note : Wrenches are provided with the purchase of Specialty Toolholders

TL25AM/AMS/BM/BMS - TL20M/MS/TM - TA15-20-25-30M/Y/MS/MY/YS - TC15-20-25-30-35M/Y/MS/MY/YS - TD15-20-25-30-35-45-55M/Y/MS/MY/YS

DRIVEN

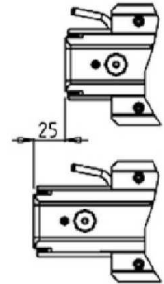
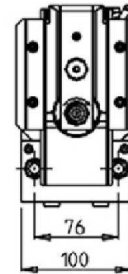
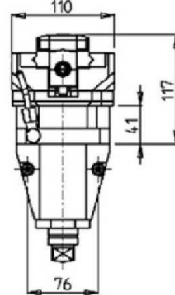
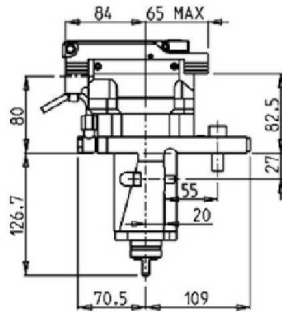

DRIVEN TOOL FOR WORM SCREWS



PartNumber	Description	Spindle	I	RPM	Ext Cool	ØD	H
MSL0428022	Driven Tool for Worm Screws Ø22x12	Ø22x12	1:1	6000	X	63-70-80	MAX 12

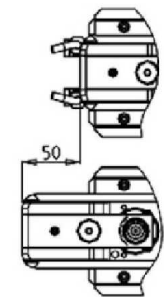
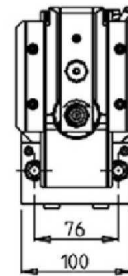
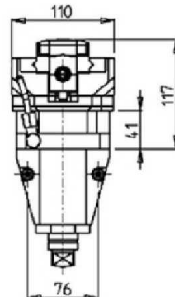
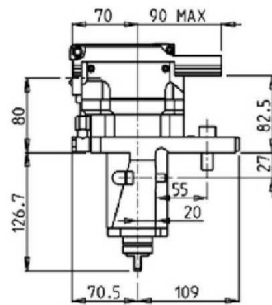

Note : Wrenches are provided with the purchase of Specialty Toolholders

BROACHING/SLOTING DRIVEN TOOL 25mm STROKE H=80mm



PartNumber	Description	I	MAX RPM	Ext Cool
MSL0460200	Broaching/Slotting Driven Tool 25mm Stroke	4:1	2400	X

BROACHING/SLOTING DRIVEN TOOL 50mm STROKE H=80mm

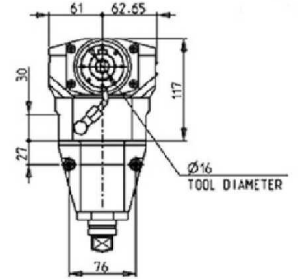
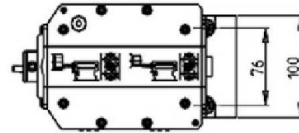
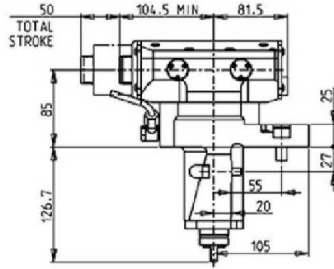



PartNumber	Description	I	MAX RPM	Ext Cool
MSL0460100	Broaching/Slotting Driven Tool 50mm Stroke	4:1	2000	X

TL25AM/AMS/BM/BMS - TL20M/MS/TM - TA15-20-25-30M/Y/MS/MY/YS - TC15-20-25-30-35M/Y/MS/MY/YS - TD15-20-25-30-35-45-55M/Y/MS/MY/YS

DRIVEN

BROACHING/SLOTING DRIVEN TOOL 50mm STROKE H=85mm

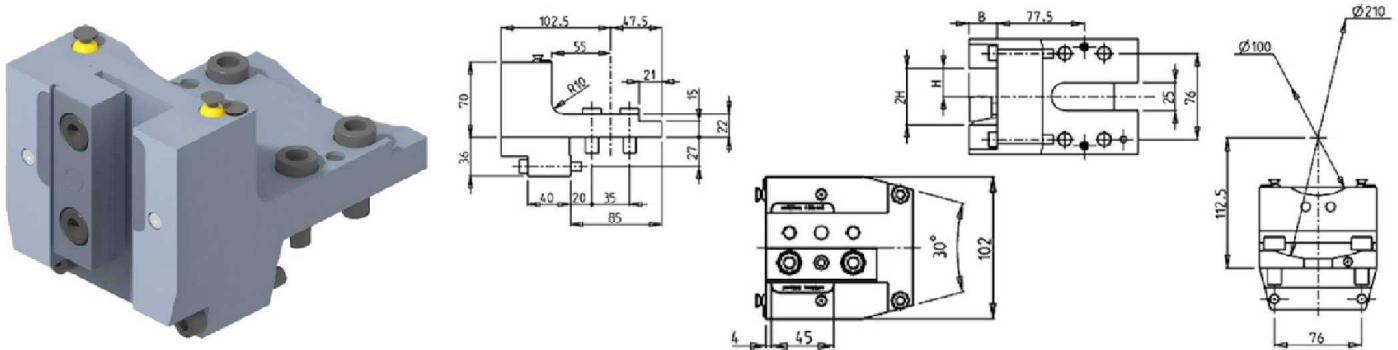


PartNumber	Description	I	MAX RPM	Ext Cool
MSL0670100	Broaching/Slotting Driven Tool 50mm Stroke	1:1	500	X

TL25AM/AMS/BM/BMS - TL20M/MS/TM - TA15-20-25-30M/Y/MS/MY/YS - TC15-20-25-30-35M/Y/MS/MY/YS - TD15-20-25-30-35-45-55M/Y/MS/MY/YS

STATIC

RADIAL SINGLE STATIC TOOL

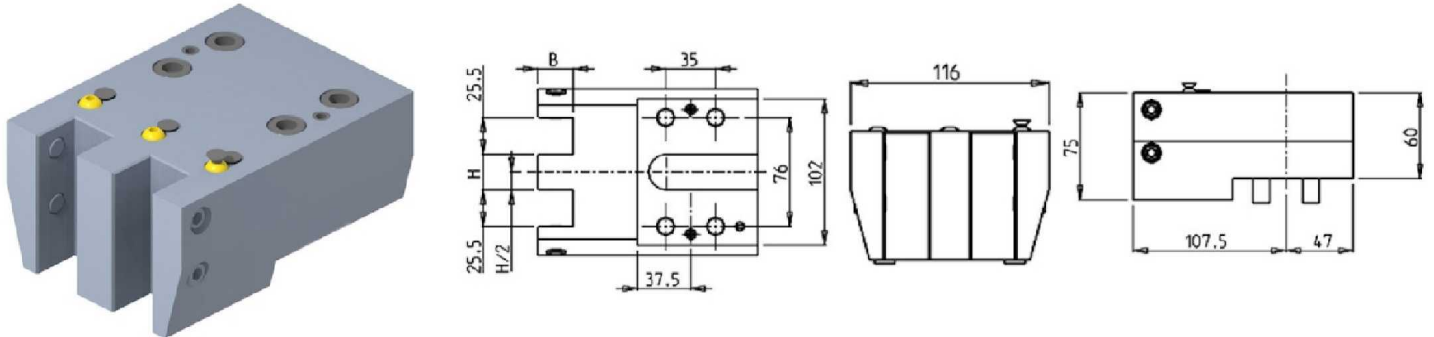


PartNumber	Description	# of Tools	Cool Thru	Ext Cool	Dimensions	B	H
MSL0652500	Radial Single Static Tool Ø25mm	1	X	X	mm	25	25

TA15-20-25-30M/Y/MS/MY/YS - TC15-20-25-30-35M/Y/MS/MY/YS - TD15-20-25-30-35-45-55M/Y/MS/MY/YS

STATIC

RADIAL SINGLE SIDE TWIN STATIC TOOL

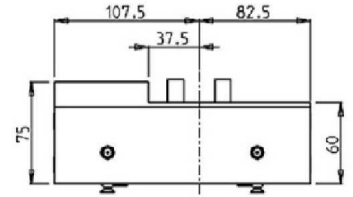
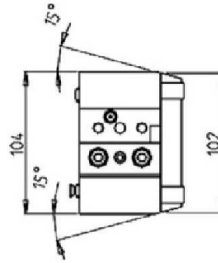
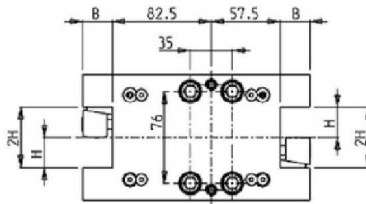



PartNumber	Description	Dimensions	H	B
MSL0342500	Radial Single Side Twin Static 25mm	mm	25	25

TL25AM/AMS/BM/BMS - TL20M/MS/TM - TA15-20-25-30M/Y/MS/MY/YS - TC15-20-25-30-35M/Y/MS/MY/YS - TD15-20-25-30-35-45-55M/Y/MS/MY/YS

STATIC

RADIAL DOUBLE STATIC TOOL

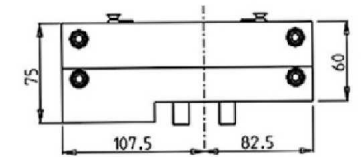
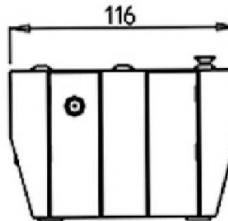
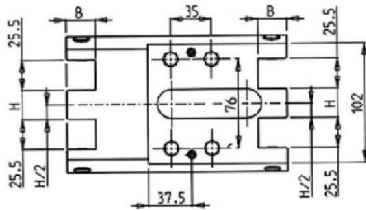



PartNumber	Description	# of Tools	Cool Thru	Ext Cool	Dimensions	B	H
MSL0392540	Radial Double Static 1"	2		X	Inch	1"	1"
MSL0392500	Radial Double Static 25mm	2		X	mm	25	25
MSL0392510	Radial Double Static 25mm Cool Thru*	2	X	X	mm	25	25

TA15-20-25-30YS - TC15-20-25-30-35YS - TD15-20-25-30-35-45-55YS

STATIC

RADIAL DOUBLE SIDE TWIN STATIC TOOL

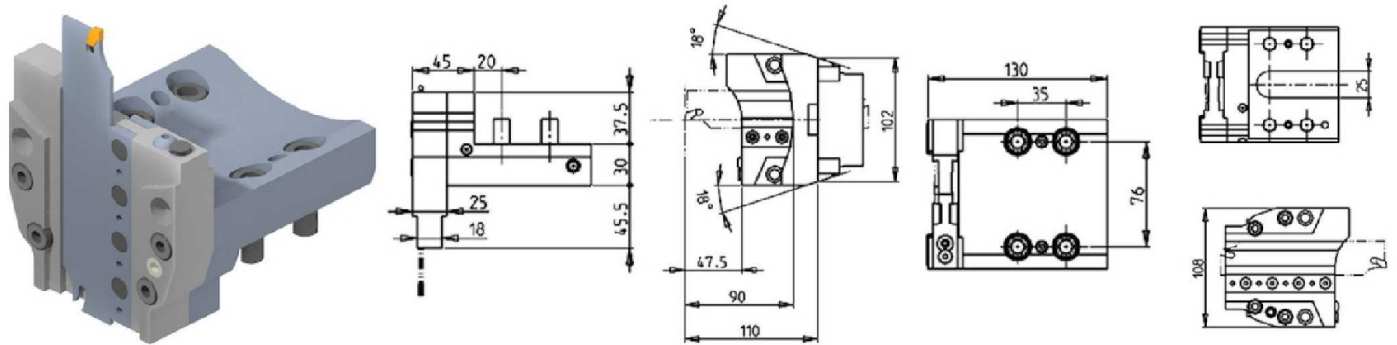


PartNumber	Description	# of Tools	Cool Thru	Ext Cool	Dimensions	H	B
MSL0332500	Radial Double Side Twin Static 25mm	4		X	mm	25	25
MSL0332510	Radial Double Side Twin Static 25mm Cool Thru*	4	X	X	mm	25	25

TL25AM/AMS/BM/BMS - TL20M/MS/TM - TA15-20-25-30M/Y/MS/MY/YS - TC15-20-25-30-35M/Y/MS/MY/YS - TD15-20-25-30-35-45-55M/Y/MS/MY/YS

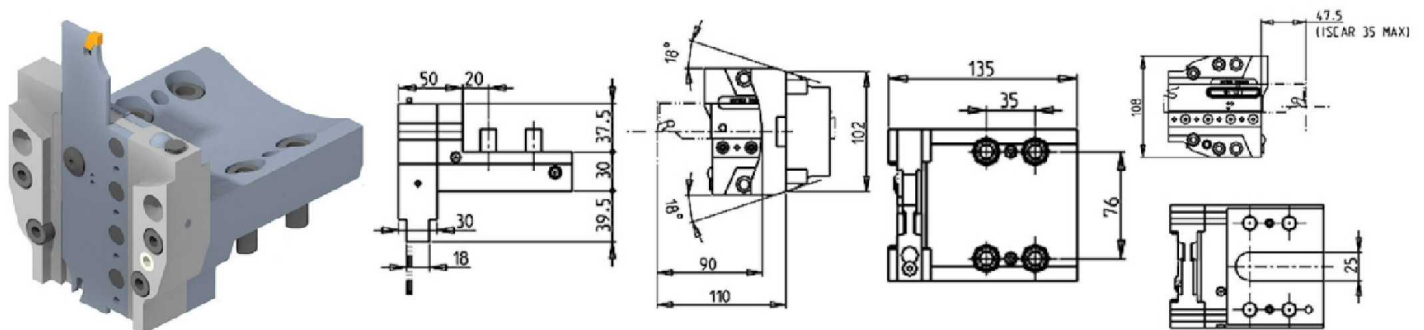
STATIC

RADIAL DOUBLE BLADE HOLDER WITH BLADE KIT



PartNumber	Description	# of Tools	Ext Cool
MSL0530132	Radial Double Blade Holder with Blade Kit	1	X
BLADEKIT	Blade Kit: 1 Blade, 10 Inserts		

RADIAL DOUBLE BLADE HOLDER WITH INTERNAL COOLANT - BLADE KIT NOT INCLUDED

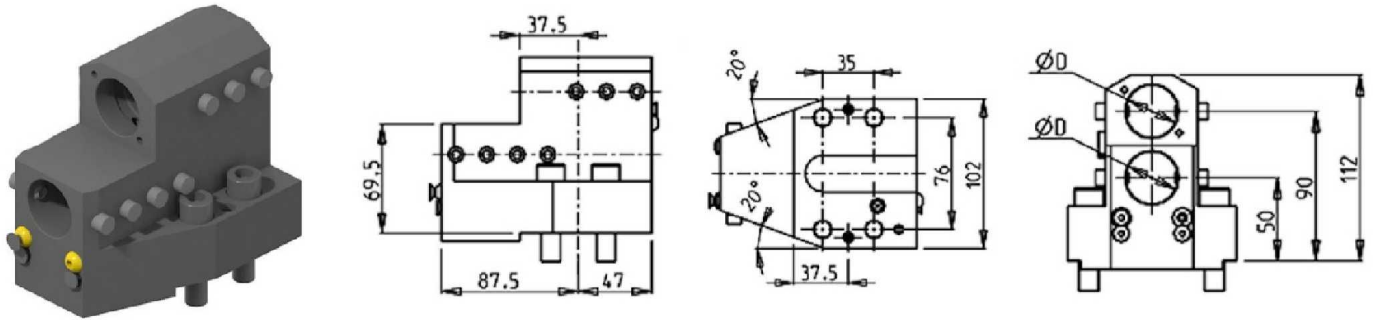


PartNumber	Description	# of Tools	Ext Cool	Cool Thru
MSL0540132	Radial Double Blade Holder Cool Thru	1	X	X
COOL THRU BLADEKIT	Blade Kit: 1 Blade, 10 Inserts			

TA15-20-25-30M/Y/MS/MY/YS - TC15-20-25-30-35M/Y/MS/MY/YS - TD15-20-25-30-35-45-55M/Y/MS/MY/YS

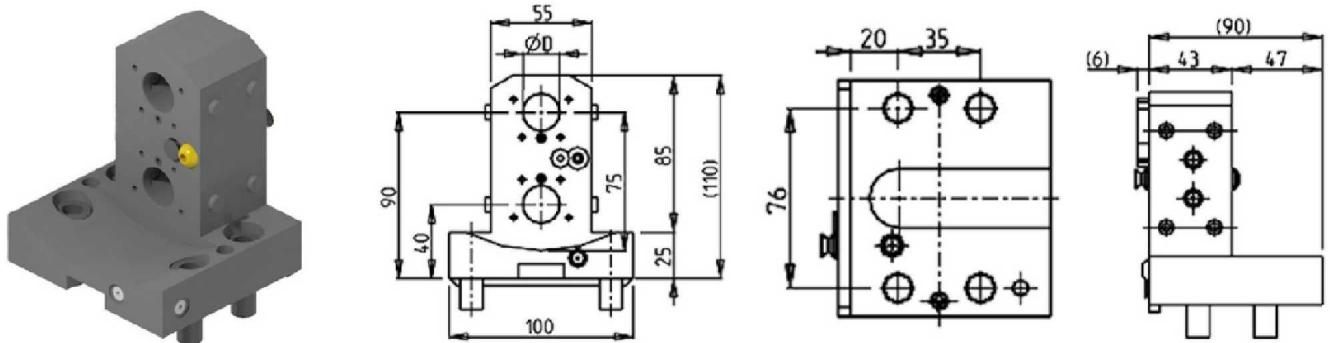
STATIC

AXIAL DOUBLE BORING BAR HOLDER



PartNumber	Description	# of Tools	Cool Thru	Ext Cool	Dimensions	D
MSL0353175	Axial Double BBH 1-1/4"	2	X	X	Inch	1-1/4"
MSL0353200	Axial Double BBH 32mm	2	X	X	mm	32
KIT1000001	Plug for 32mm or 1-1/4" BBH to Make Cool Thru					

AXIAL 2 POSITION REAR SET BORING BAR HOLDER

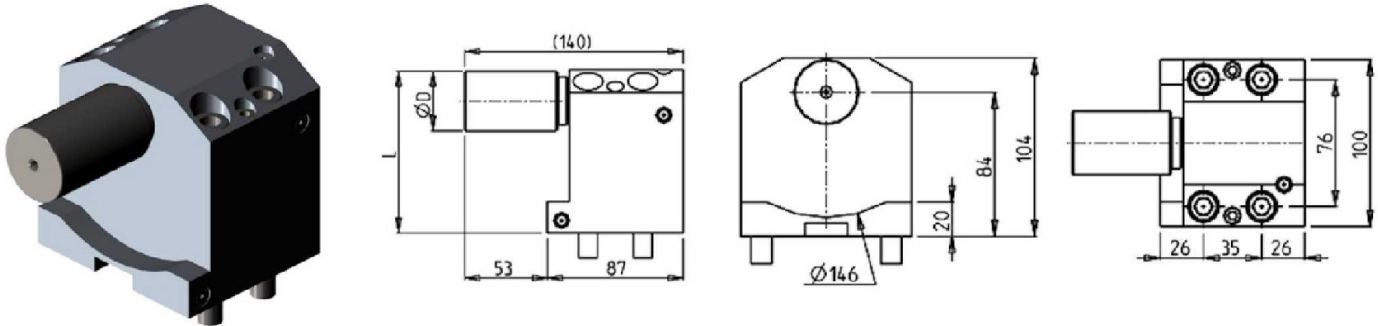


PartNumber	Description	# of Tools	Cool Thru	Ext Cool	Dimensions	D
MSL0522000	Axial 2 Position Rear Set BBH 20mm	2	X	X	mm	20
KIT1000028	Plug for 20mm BBH to Make Cool Thru					

TL25AM/AMS/BM/BMS - TL20M/MS/TM - TA15-20-25-30M/Y/MS/MY/YS - TC15-20-25-30-35M/Y/MS/MY/YS - TD15-20-25-30-35-45-55M/Y/MS/MY/YS

STATIC

TAILSTOCK FOR SUBSPINDLE

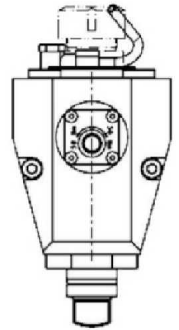
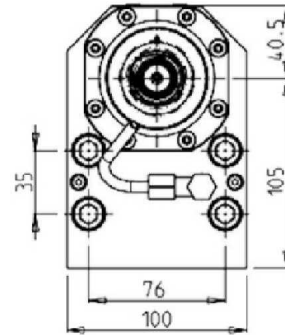
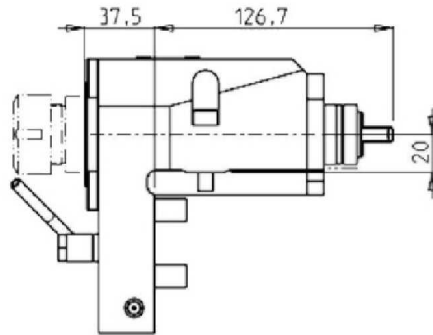



PartNumber	Description	# of Tools	D	L
MSL0280100L	Tailstock for Subspindle 2"	1	2"	109.4
MSL0280100	Tailstock for Subspindle 38mm	1	38	103
080003	Removable Tailstock Center (Head)			

TL25AM/AMS/BM/BMS - TL20M/MS/TM - TA15-20-25-30M/Y/MS/MY/YS - TC15-20-25-30-35M/Y/MS/MY/YS - TD15-20-25-30-35-45-55M/Y/MS/MY/YS

CAPTO DRIVEN

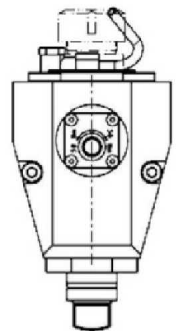
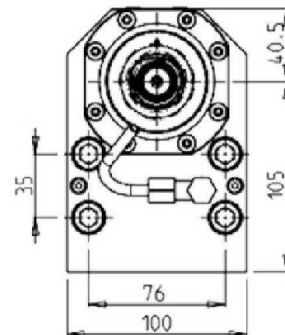
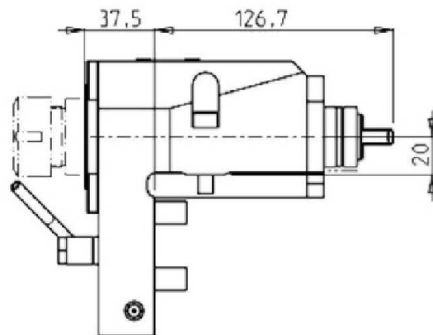

RADIAL DRIVEN TOOL CAPTO C4



PartNumber	Description	Size	I	RPM	Cool Thru	Ext Cool
MSL0060140	Radial Driven Tool Capto C4	C4	1:1	6000		X
MSL0060240	Radial Driven Tool Capto C4 Cool Thru*	C4	1:1	6000	X	X

* Coolant Thru tools are designed for 1000 psi. They require 5 Micron Filtration and **CANNOT** be run dry.

RADIAL DRIVEN TOOL CAPTO C4 12,000 RPM



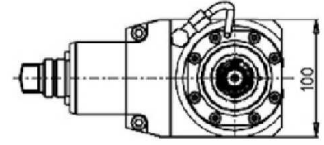
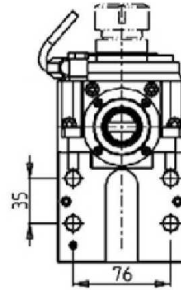
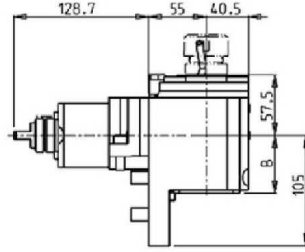
PartNumber	Description	Size	I	MAX RPM	Cool Thru	Ext Cool
MSL0320140	Radial Driven Tool Capto C4 12,000 RPM	C4	1:1	12000		X
MSL0320240	Radial Driven Tool Capto C4 12,000 RPM Cool Thru*	C4	1:1	12000	X	X

* Coolant Thru tools are designed for 1000 psi. They require 5 Micron Filtration and **CANNOT** be run dry.

TL25AM/AMS/BM/BMS - TL20M/MS/TM - TA15-20-25-30M/Y/MS/MY/YS - TC15-20-25-30-35M/Y/MS/MY/YS - TD15-20-25-30-35-45-55M/Y/MS/MY/YS

CAPTO DRIVEN

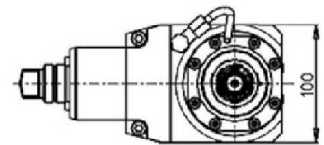
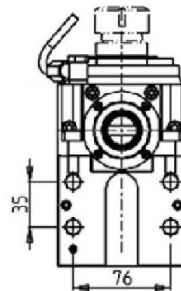
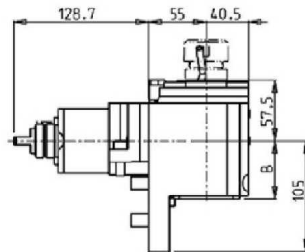
AXIAL DRIVEN TOOL CAPTO C4



PartNumber	Description	Size	I	RPM	Cool Thru	Ext Cool	B
MSL0050140	Axial Driven Tool Capto C4	C4	1:1	6000		X	55
MSL0050240	Axial Driven Tool Capto C4 Cool Thru*	C4	1:1	6000	X	X	67.5

* Coolant Thru tools are designed for 1000 psi.
They require 5 Micron Filtration and **CANNOT** be run dry.

AXIAL DRIVEN TOOL CAPTO C4 12,000 RPM



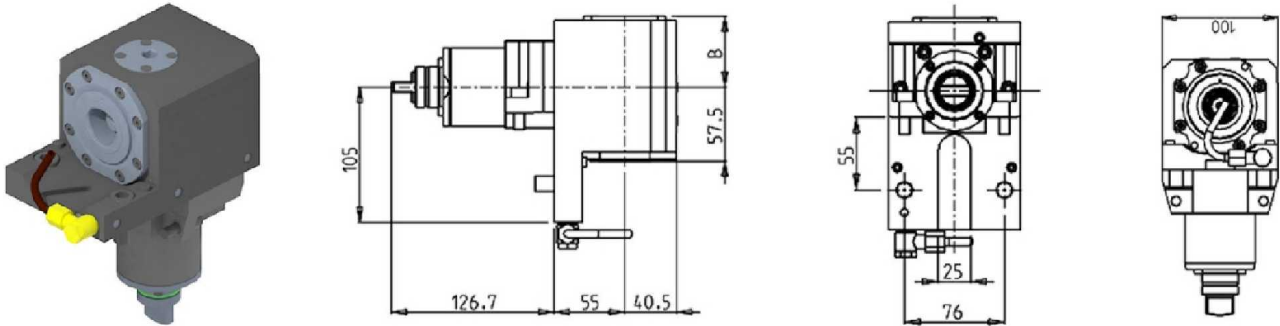
PartNumber	Description	Size	I	RPM	Cool Thru	Ext Cool	B
MSL0310140	Axial Driven Tool Capto C4 12,000 RPM	C4	1:1	12000		X	55
MSL0310240	Axial Driven Tool Capto C4 12,000 RPM Cool Thru*	C4	1:1	12000	X	X	67.5

* Coolant Thru tools are designed for 1000 psi.
They require 5 Micron Filtration and **CANNOT** be run dry.

TL25AM/AMS/BM/BMS - TL20M/MS/TM - TA15-20-25-30M/Y/MS/MY/YS - TC15-20-25-30-35M/Y/MS/MY/YS - TD15-20-25-30-35-45-55M/Y/MS/MY/YS

CAPTO DRIVEN

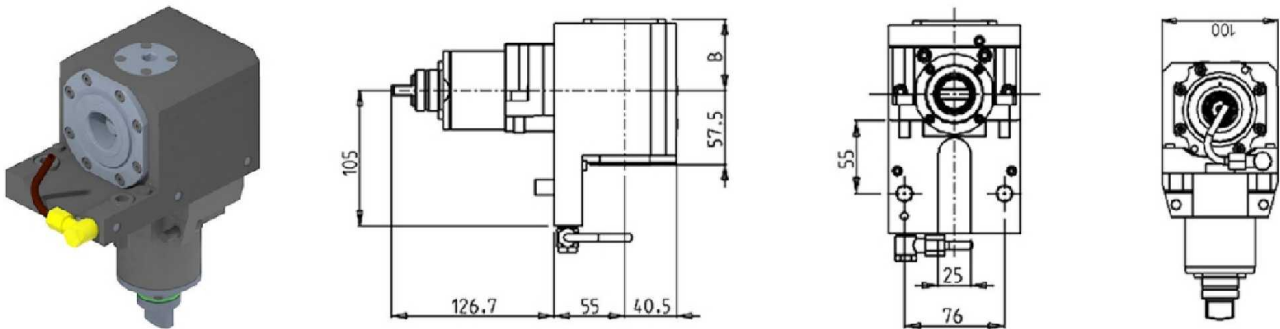
AXIAL DRIVEN TOOL CAPTO C4 FOR SUBSPINDLE



PartNumber	Description	Size	I	RPM	Cool Thru	Ext Cool	B
MSL0590140	Axial Driven Tool Capto C4 for Subspindle	C4	1:1	6000		X	55
MSL0590240	Axial Driven Tool Capto C4 for Subspindle Cool Thru*	C4	1:1	6000	X	X	67.5

* Coolant Thru tools are designed for 1000 psi. They require 5 Micron Filtration and **CANNOT** be run dry.

AXIAL DRIVEN TOOL CAPTO C4 FOR SUBSPINDLE 12,000 RPM



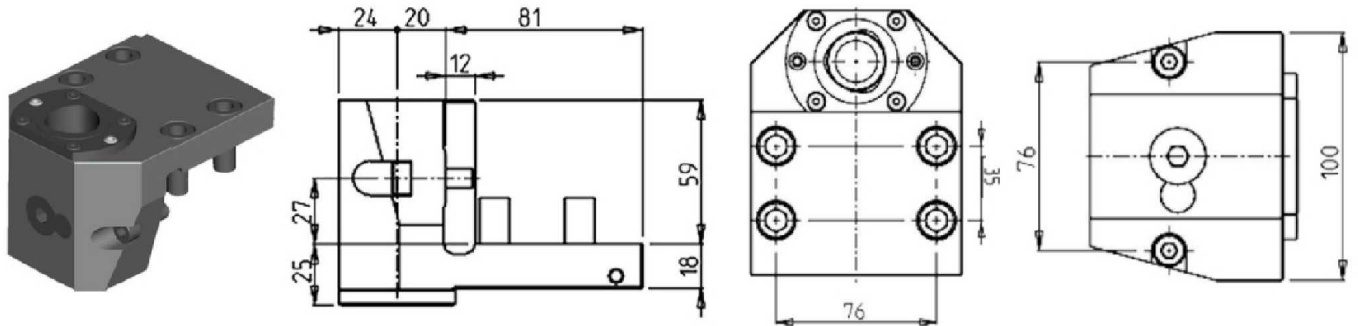
PartNumber	Description	Size	I	RPM	Cool Thru	Ext Cool	B
MSL0600140	Axial Driven Tool Capto C4 for Subspindle 12K RPM	C4	1:1	12000		X	55
MSL0600240	Axial Driven Tool Capto C4 for Subspindle 12K RPM Cool Thru*	C4	1:1	12000	X	X	67.5

* Coolant Thru tools are designed for 1000 psi. They require 5 Micron Filtration and **CANNOT** be run dry.

TL25AM/AMS/BM/BMS - TL20M/MS/TM - TA15-20-25-30M/Y/MS/MY/YS - TC15-20-25-30-35M/Y/MS/MY/YS - TD15-20-25-30-35-45-55M/Y/MS/MY/YS

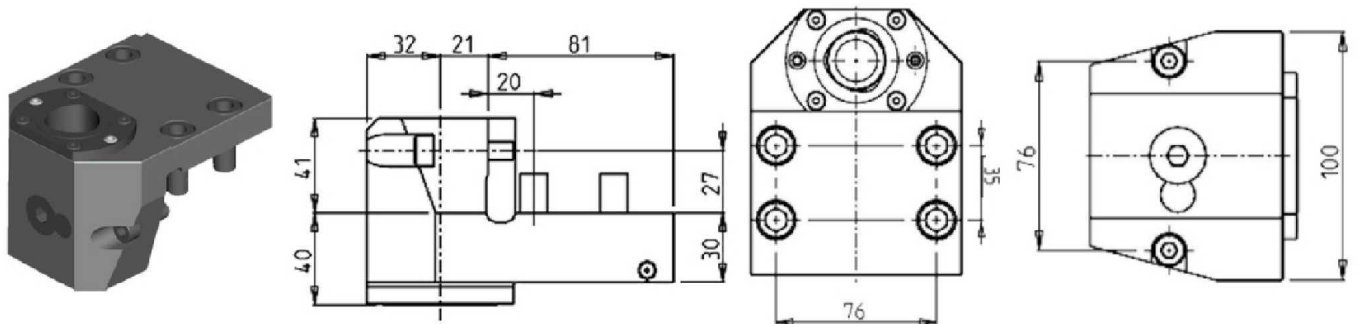
CAPTO STATIC

RADIAL SINGLE REAR-SET STATIC TOOL CAPTO C4



PartNumber	Description	# of Tools	Cool Thru	Size
MSL0044010	Radial Single Rear-Set Capto C4 Right Version	1	X	C4
MSL0044010LC	Radial Single Rear-Set Capto C4 Left Version	1	X	C4

RADIAL SINGLE REAR-SET STATIC TOOL CAPTO C5

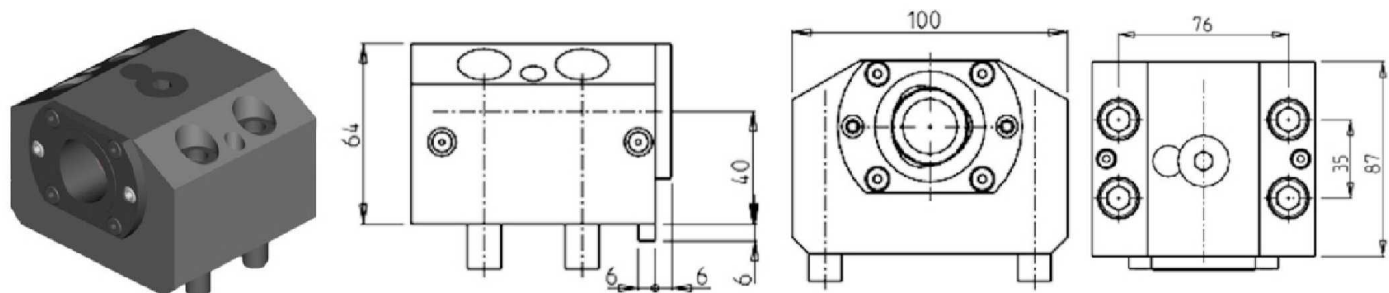


PartNumber	Description	# of Tools	Cool Thru	Size
MSL0045010	Radial Single Rear-Set Capto C5 Right Version	1	X	C5
MSL0045010LC	Radial Single Rear-Set Capto C5 Left Version	1	X	C5

TL25AM/AMS/BM/BMS - TL20M/MS/TM - TA15-20-25-30M/Y/MS/MY/YS - TC15-20-25-30-35M/Y/MS/MY/YS - TD15-20-25-30-35-45-55M/Y/MS/MY/YS

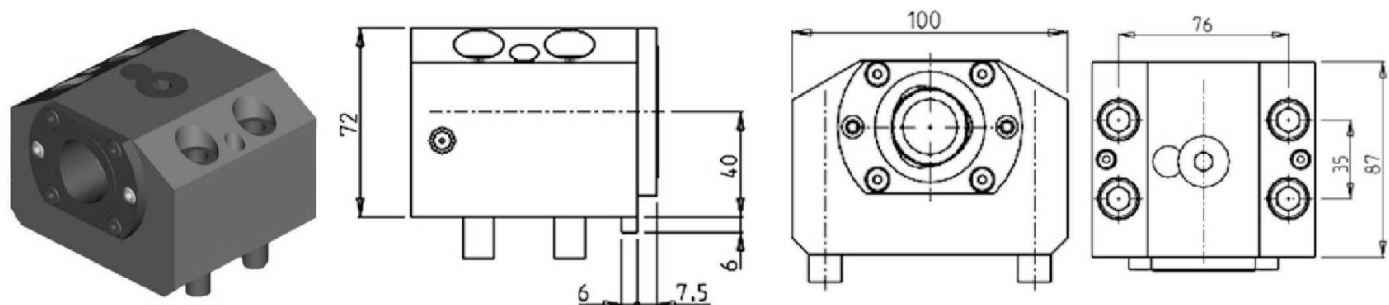
CAPTO STATIC

AXIAL SINGLE STATIC TOOL CAPTO C4



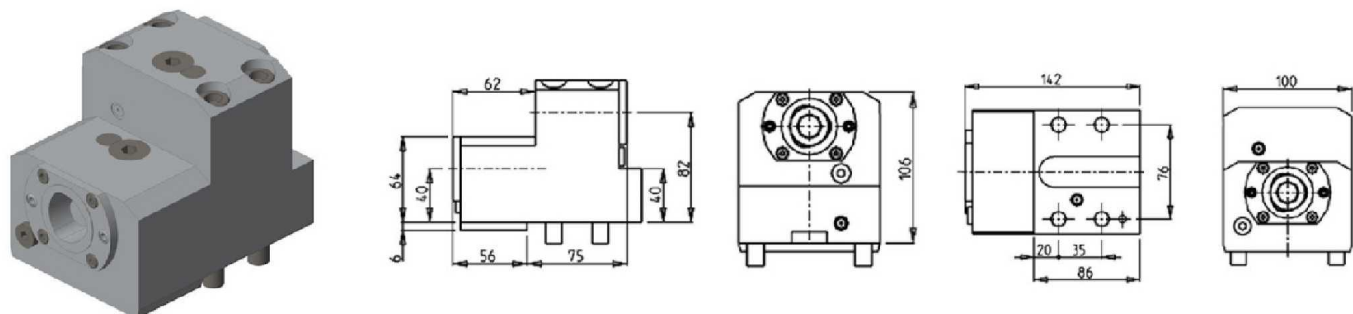
PartNumber	Description	# of Tools	Cool Thru	Size
MSL0034010	Axial Single Static Capto C4 Right Version	1	X	C4
MSL0034010LC	Axial Single Static Capto C4 Left Version	1	X	C4

AXIAL SINGLE STATIC TOOL CAPTO C5



PartNumber	Description	# of Tools	Cool Thru	Size
MSL0035010	Axial Single Static Capto C5 Right Version	1	X	C5
MSL0035010LC	Axial Single Static Capto C5 Left Version	1	X	C5

AXIAL OPPOSITE FACE TWIN STATIC TOOL CAPTO C4

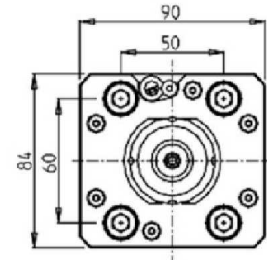
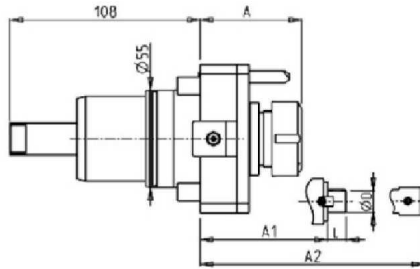



PartNumber	Description	# of Tools	Cool Thru	Ext Cool	Size
MSL0564020	Axial Opposite Face Twin Static Capto C4 Right Version	1+1	X	X	C4
MSL0564020LC	Axial Opposite Face Twin Static Capto C4 Left Version	1+1	X	X	C4

TX52 Y3/Y2 QUATTRO/Y2 TWIN - TX66 Y3/Y2 QUATTRO/Y2 TWIN - TTL 52 - TTL 66 - TA15-20-25-30M/Y/MS/MY/YS 15 ST.

DRIVEN

RADIAL DRIVEN TOOL

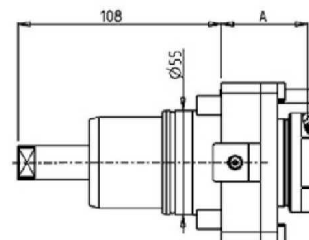
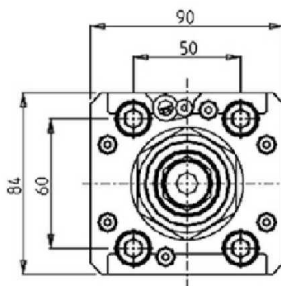



PartNumber	Description	Spindle	RPM	I	Cool Thru	Ext Cool	A	A1	A2	D	L
NKM1830325	Radial Reinforced ERA25	ERA25	6000	1:1		X	50				
NKM1830125	Radial Reinforced ER25	ER25	6000	1:1		X	59.16				
NKM1830225	Radial Reinforced ER25 Cool Thru*	ER25	6000	1:1	X	X	73.96				
NKM1830432	Radial Reinforced ERA32 Cool Thru*	ERA32	6000	1:1	X	X	66				
NKM1830132	Radial Reinforced ER32	ER32	6000	1:1		X	64.96				
NKM1830232	Radial Reinforced ER32 Cool Thru*	ER32	6000	1:1	X	X	78.46				
NKM1830419	Radial Mill Head 3/4"x3/4"	3/4"x3/4"	6000	1:1		X		39		3/4"	3/4"
NKM0702519	Radial Mill Head 1"x19mm	1"x19	6000	1:1		X		42		1"	19
NKM1830516	Radial Mill Head 16x17mm	16x17	6000	1:1		X		38		16	17
NKM1830522	Radial Mill Head 22x19mm	22x19	6000	1:1		X		39		22	19
NKM0700516	Radial Driven Tool Weldon 16	WELDON 16	6000	1:1		X					48.5

* Coolant Thru tools are designed for 1000 psi.
They require 5 Micron Filtration and **CANNOT** be run dry.

QUICK CHANGE RADIAL MTSK DRIVEN TOOL

See Accessories for MTSK Adaptors



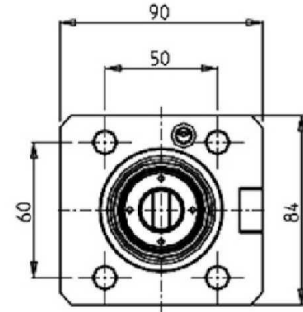
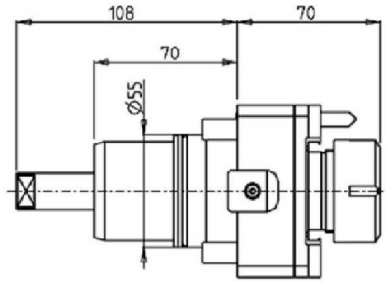

PartNumber	Description	Spindle	I	RPM	Cool Thru	Ext Cool	A
NKM1910140	Radial MTSK-40	MTSK-40	1:1	6000		X	48
NKM1350240	Radial MTSK-40 Cool Thru*	MTSK-40	1:1	6000	X	X	57

*Coolant Thru tools are designed for 400 psi MAX.
They require 5 Micron Filtration and **CANNOT** be run dry.

TTL 52 - TTL 66 - TA15-20-25-30M/Y/MS/MY/YS 15 ST.

DRIVEN

RADIAL DRIVEN TOOL 12,000 RPM

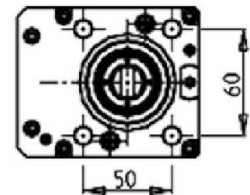
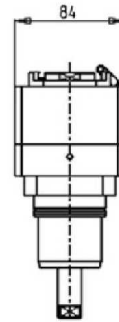
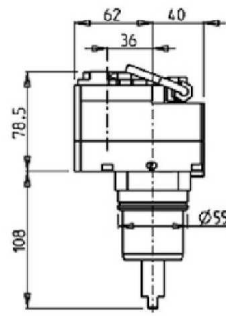


PartNumber	Description	Spindle	I	RPM	Ext Cool
NKM2050132	Radial ER32 Driven Tool 12K RPM	ER32	1:1	12000	X

TX52 Y3/Y2 QUATTRO/Y2 TWIN - TX66 Y3/Y2 QUATTRO/Y2 TWIN - TTL 52 - TTL 66 - TA15-20-25-30M/Y/MS/MY/YS 15 ST.

DRIVEN

RADIAL GEARED-UP 1:3 DRIVEN TOOL REDIRECTED IN Z BY 36mm



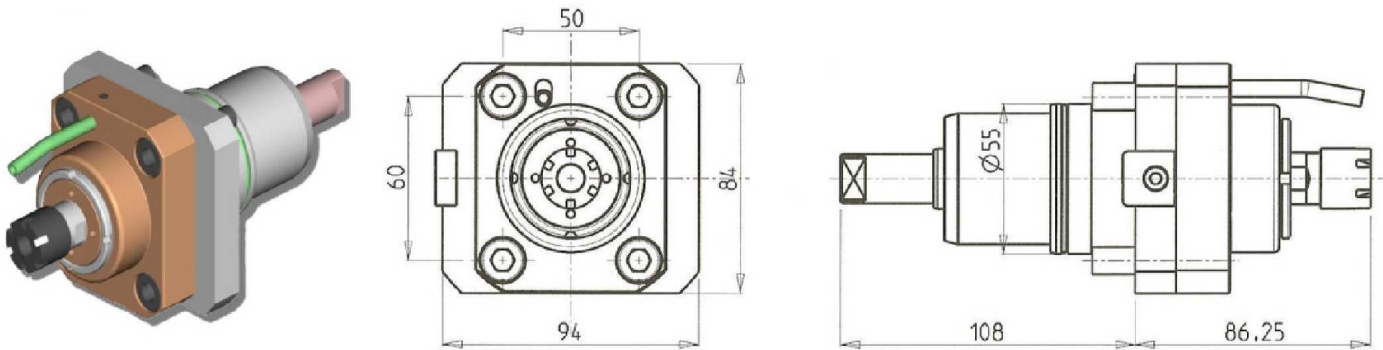
PartNumber	Description	Spindle	I	MAX RPM	Reversible	Cool Thru	Ext Cool
NKM2202316	Radial Geared-Up 1:3 Redirected in Z ERA16	ERA16	1:3	18000	X		X
NKM2202416	Radial Geared-Up 1:3 Redirected in Z ERA16 Cool Thru*	ERA16	1:3	18000	X	X	X

* Coolant Thru tools are designed for 1000 psi. They require 5 Micron Filtration and **CANNOT** be run dry.

TX52 Y3/Y2 QUATTRO/Y2 TWIN - TX66 Y3/Y2 QUATTRO/Y2 TWIN - TTL 52 - TTL 66 - TA15-20-25-30M/Y/MS/MY/YS 15 ST.

DRIVEN

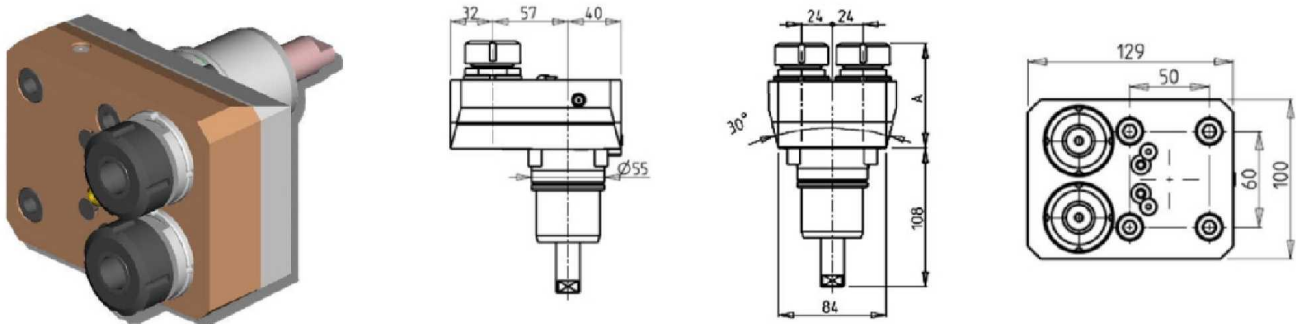
RADIAL GEARED-UP 1:3 DRIVEN TOOL



PartNumber	Description	Spindle	I	RPM	Ext Cool
NKM0040016	Radial Geared-Up 1:3 ER16	ER16	1:3	18000	X

Note : Wrenches are provided with the purchase of Specialty Toolholders

RADIAL SINGLE-SIDE TWIN HEAD DRIVEN TOOL IN Y



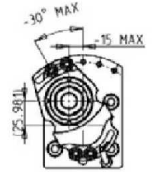
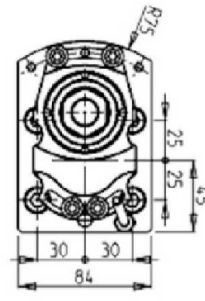
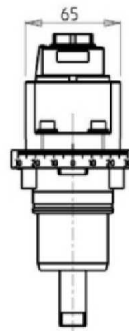
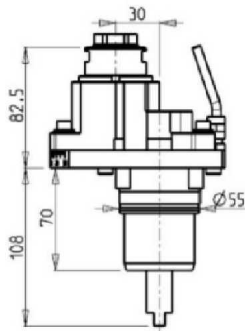

PartNumber	Description	Spindle	I	RPM	Cool Thru	Ext Cool	Reversible	A
NKM0320225	Radial Singe-Side Twin Head ER25	ER25	1:1	6000		X	X	81.46
NKM0321225	Radial Singe-Side Twin Head ER25 Cool Thru*	ER25	1:1	6000	X	X	X	94.46

* Coolant Thru tools are designed for 1000 psi. They require 5 Micron Filtration and **CANNOT** be run dry.

TX52 Y3/Y2 QUATTRO/Y2 TWIN - TX66 Y3/Y2 QUATTRO/Y2 TWIN - TTL 52 - TTL 66 - TA15-20-25-30M/Y/MS/MY/YS 15 ST.

DRIVEN

RADIAL ±30° ADJUSTABLE ANGLE DRIVEN TOOL REDIRECTED BY 30mm

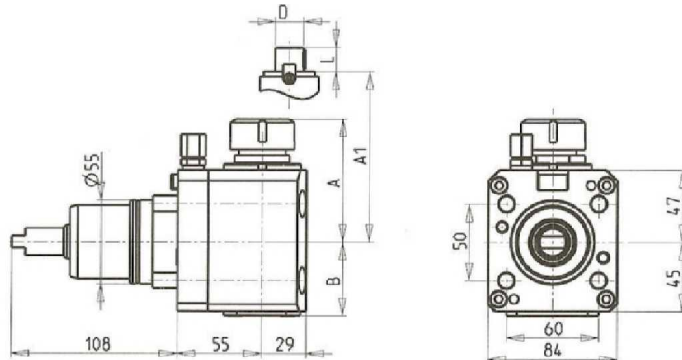



PartNumber	Description	Spindle	I	RPM	Ext Cool
NKM0621025	Radial ±30° Adjustable Angle ERA25	ERA25	1:1	6000	X

TX52 Y3/Y2 QUATTRO/Y2 TWIN - TX66 Y3/Y2 QUATTRO/Y2 TWIN - TTL 52 - TTL 66 - TA15-20-25-30M/Y/MS/MY/YS 15 ST.

DRIVEN

AXIAL DRIVEN TOOL H=55mm



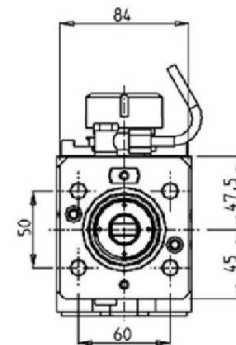
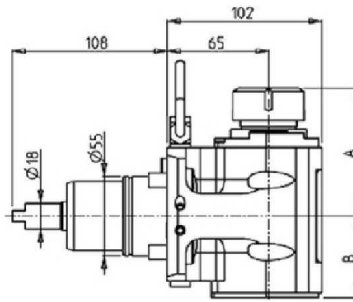
PartNumber	Description	Spindle	I	RPM	Reversible	Cool Thru	Ext Cool	A	A1	B	D	L
NKM0021420	Axial ERA20	ERA20	1:1	6000	X		X	69.23	48			
NKM0021520	Axial ERA20 Cool Thru*	ERA20	1:1	6000	X	X	X	69.23	59			
NKM0021620	Axial ER20	ER20	1:1	6000	X		X	80.16	48			
NKM0021820	Axial ER20 Cool Thru*	ER20	1:1	6000	X	X	X	80.16	59			
NKM0021425	Axial ER25	ER25	1:1	6000	X		X	80.16	48			
NKM0021625	Axial ER25 Cool Thru*	ER25	1:1	6000	X	X	X	80.16	59			
NKM0022432	Axial ER32	ER32	1:1	6000	X		X	92.16	48			
NKM0022532	Axial ER32 Cool Thru*	ER32	1:1	6000	X	X	X	92.16	57.5			
NKM0021617	Axial Mill Head 16x17mm	16x17	1:1	6000	X		X		63	48	16	17
NKM0022219	Axial Mill Head 22x19mm	22x19	1:1	6000	X		X		63	48	22	19
NKM0022721	Axial Mill Head 27x21mm	27x21	1:1	6000	X		X		65.5	48	27	21
NKM0022737	Axial Mill Head 27x37mm	27x37	1:1	6000	X		X		65.5	48	27	37

* Coolant Thru tools are designed for 1000 psi.
They require 5 Micron Filtration and **CANNOT** be run dry.

TX52 Y3/Y2 QUATTRO/Y2 TWIN - TX66 Y3/Y2 QUATTRO/Y2 TWIN - TTL 52 - TTL 66 - TA15-20-25-30M/Y/MS/MY/YS 15 ST.

DRIVEN

AXIAL DRIVEN TOOL H=65mm

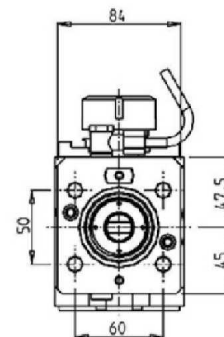
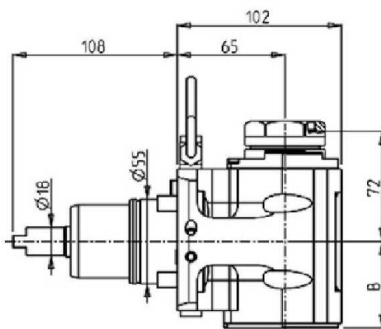



PartNumber	Description	Spindle	I	RPM	Reversible	Cool Thru	Ext Cool	A	B
NKM2080132	Axial Driven Tool ER32	ER32	1:1	6000	X		X	88.7	56.5
NKM2080232	Axial Driven Tool ER32 Cool Thru*	ER32	1:1	6000	X	X	X	88.7	67.5
NKM2080140	Axial Driven Tool ER40	ER40	1:1	6000	X		X	99.2	56.5
NKM2080240	Axial Driven Tool ER40 Cool Thru*	ER40	1:1	6000	X	X	X	99.2	67.5

* Coolant Thru tools are designed for 1000 psi. They require 5 Micron Filtration and **CANNOT** be run dry.

QUICK CHANGE AXIAL MTSK DRIVEN TOOL H=65mm

See Accessories for MTSK Adaptors



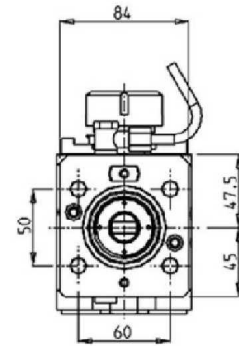
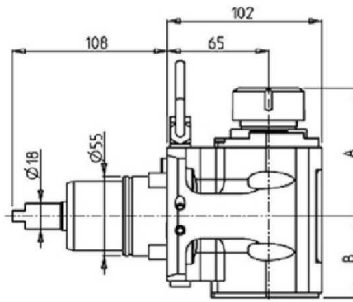
PartNumber	Description	Spindle	I	RPM	Reversible	Cool Thru	Ext Cool	B
NKM2090140	Axial MTSK-40	MTSK-40	1:1	6000	X		X	56.5
NKM2090240	Axial MTSK-40 Cool Thru*	MTSK-40	1:1	6000	X	X	X	67.5

* Coolant Thru tools are designed for 1000 psi. They require 5 Micron Filtration and **CANNOT** be run dry.

TTL 52 - TTL 66 - TA15-20-25-30M/Y/MS/MY/YS 15 ST.

DRIVEN

AXIAL DRIVEN TOOL 12,000 RPM H=65mm

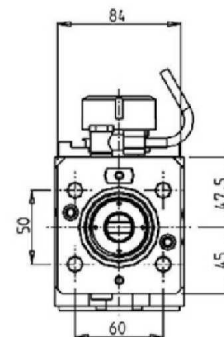
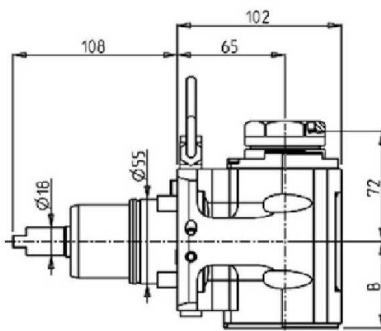



PartNumber	Description	Spindle	I	RPM	Reversible	Cool Thru	Ext Cool	A	B
NKM1300132	Axial ER32 12,000 RPM	ER32	1:1	12000	X		X	88.7	56.5
NKM1300232	Axial ER32 12,000 RPM Cool Thru*	ER32	1:1	12000	X	X	X	88.7	67.5
NKM1300140	Axial ER40 12,000 RPM	ER40	1:1	12000	X		X	99.2	56.5
NKM1300240	Axial ER40 12,000 RPM Cool Thru*	ER40	1:1	12000	X	X	X	99.2	67.5

* Coolant Thru tools are designed for 1000 psi.
They require 5 Micron Filtration and **CANNOT** be run dry.

QUICK CHANGE AXIAL MTSK DRVEN TOOL 12,000 RPM H=65mm

See Accessories for MTSK Adaptors



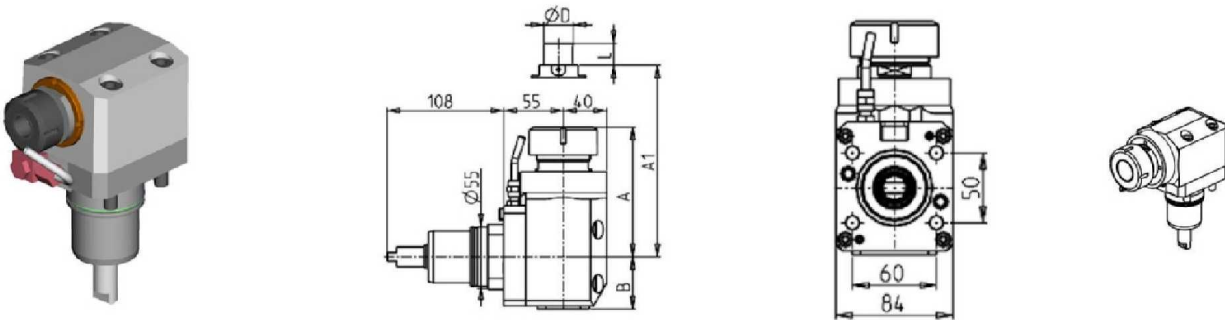
PartNumber	Description	Spindle	I	RPM	Reversible	Cool Thru	Ext Cool	B
NKM2060140	Axial MTSK-40 12,000 RPM	MTSK-40	1:1	12000	X		X	56.5
NKM2060240	Axial MTSK-40 12,000 RPM Cool Thru*	MTSK-40	1:1	12000	X	X	X	67.5

* Coolant Thru tools are designed for 1000 psi.
They require 5 Micron Filtration and **CANNOT** be run dry.

TX52 Y3/Y2 QUATTRO/Y2 TWIN - TX66 Y3/Y2 QUATTRO/Y2 TWIN - TTL 52 - TTL 66 - TA15-20-25-30M/Y/MS/MY/YS 15 ST.

DRIVEN

AXIAL REINFORCED DRIVEN TOOL H=55mm

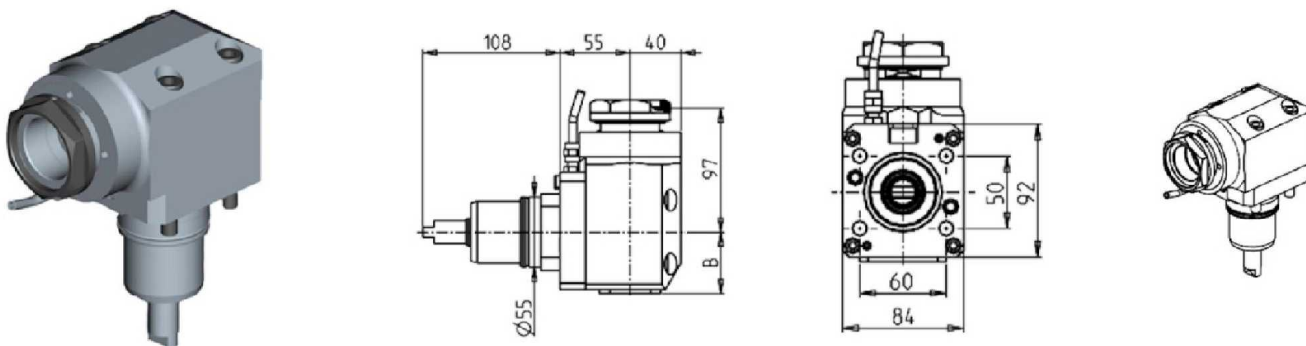


PartNumber	Description	Spindle	Reversible	I	RPM	Cool Thru	Ext Cool	A	B	A1	D	L
NKM0070140	Axial Reinforced ER40	ER40	X	1:1	6000		X	119.16	48			
NKM0070240	Axial Reinforced ER40 Cool Thru*	ER40	X	1:1	6000	X	X	119.16	58			
NKM0072519	Axial Reinforced Mill Head 1"x19	1"x19	X	1:1	6000		X		48	91.5	1"	19
NKM0072721	Axial Reinforced Mill Head 27x21	27x21	X	1:1	6000		X		48	91.5	27	20

* Coolant Thru tools are designed for 1000 psi.
They require 5 Micron Filtration and **CANNOT** be run dry.

QUICK CHANGE AXIAL MTSK REINFORCED DRIVEN TOOL H=55mm

See Accessories for MTSK Adaptors



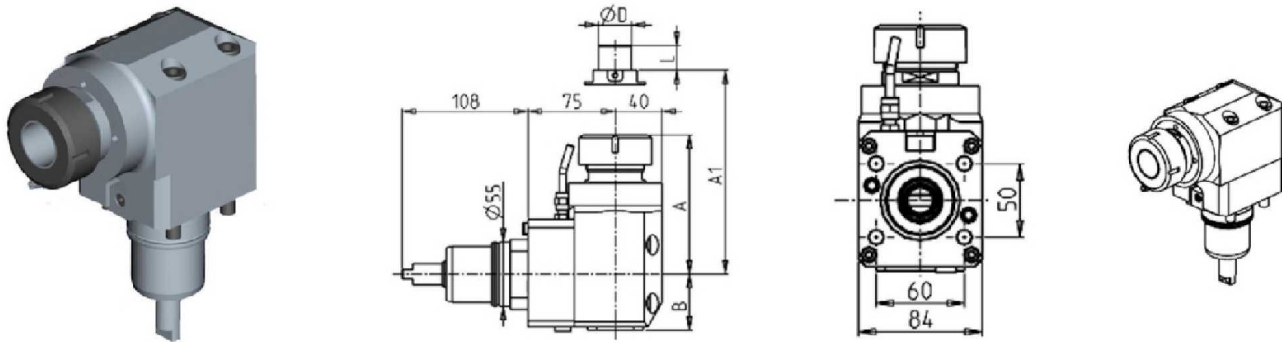
PartNumber	Description	Spindle	Reversible	I	RPM	Cool Thru	Ext Cool	B
NKM1000150	Axial Reinforced MTSK-50	MTSK-50	X	1:1	6000		X	48
NKM1000250	Axial Reinforced MTSK-50 Cool Thru*	MTSK-50	X	1:1	6000	X	X	58

* Coolant Thru tools are designed for 1000 psi.
They require 5 Micron Filtration and **CANNOT** be run dry.

TX52 Y3/Y2 QUATTRO/Y2 TWIN - TX66 Y3/Y2 QUATTRO/Y2 TWIN - TTL 52 - TTL 66

DRIVEN

AXIAL REINFORCED DRIVEN TOOL H=75mm

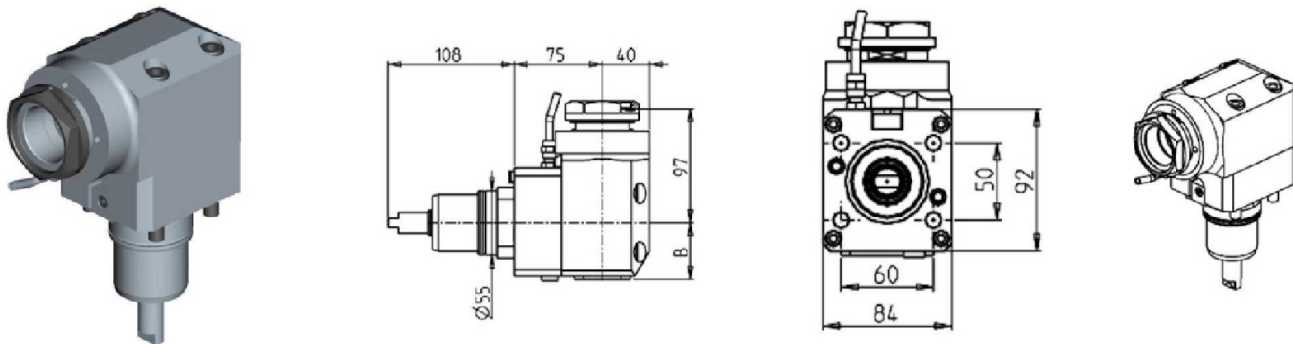


PartNumber	Description	Spindle	I	RPM	Reversible	Cool Thru	Ext Cool	A	B	A1	D	L
NKM0990140	Axial Reinforced ER40	ER40	1:1	6000	X		X	119.16	48			
NKM0990240	Axial Reinforced ER40 Cool Thru*	ER40	1:1	6000	X	X	X	119.16	58			
NKM0992519	Axial Reinforced 1"x19mm	1"x19	1:1	6000	X		X		48	91.5	1"	19
NKM0992721	Axial Reinforced 27x21mm	27x21	1:1	6000	X		X		48	91.5	27	21

* Coolant Thru tools are designed for 1000 psi.
They require 5 Micron Filtration and **CANNOT** be run dry.

QUICK CHANGE AXIAL MTSK REINFORCED DRIVEN TOOL H=75mm

See Accessories for MTSK Adaptors



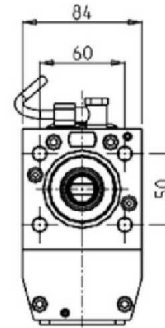
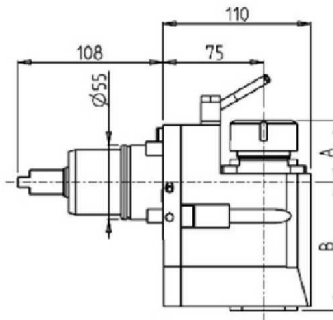

PartNumber	Description	Spindle	I	RPM	Reversible	Cool Thru	Ext Cool	B
NKM1010150	Axial Reinforced MTSK-50	MTSK-50	1:1	6000	X		X	48
NKM1010250	Axial Reinforced MTSK-50 Cool Thru*	MTSK-50	1:1	6000	X	X	X	58

* Coolant Thru tools are designed for 1000 psi.
They require 5 Micron Filtration and **CANNOT** be run dry.

TX52 Y3/Y2 QUATTRO/Y2 TWIN - TX66 Y3/Y2 QUATTRO/Y2 TWIN - TTL 52 - TTL 66 - TA15-20-25-30M/Y/MS/MY/YS 15 ST.

DRIVEN

AXIAL REAR-SET DRIVEN TOOL H=75mm

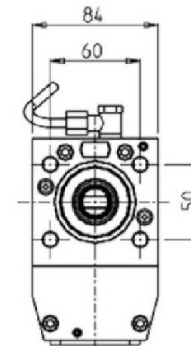
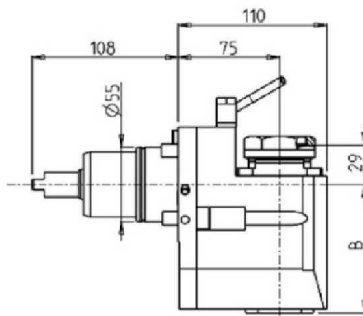



PartNumber	Description	Spindle	I	RPM	Reversible	Cool Thru	Ext Cool	A	B
NKM1080125	Axial Rear-Set Driven Tool ER25	ER25	1:1	6000	X		X	42.7	95
NKM1080225	Axial Rear-Set Driven Tool ER25 Cool Thru*	ER25	1:1	6000	X	X	X	42.7	108.5
NKM1080132	Axial Rear-Set Driven Tool ER32	ER32	1:1	6000	X		X	45.7	95
NKM1080232	Axial Rear-Set Driven Tool ER32 Cool Thru*	ER32	1:1	6000	X	X	X	45.7	108.5

* Coolant Thru tools are designed for 1000 psi. They require 5 Micron Filtration and **CANNOT** be run dry.

QUICK CHANGE AXIAL MTSK REAR-SET DRIVEN TOOL H=75mm

See Accessories for MTSK Adaptors



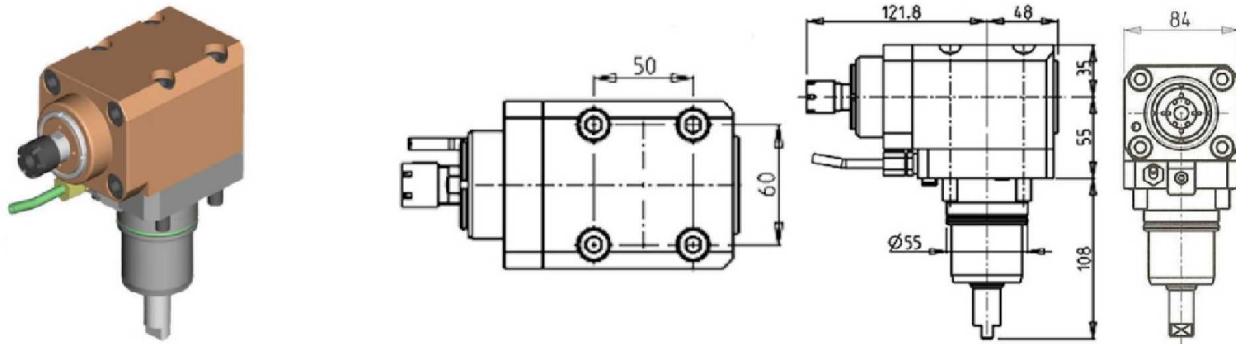
PartNumber	Description	Spindle	I	RPM	Reversible	Cool Thru	Ext Cool	B
NKM1140140	Axial MTSK-40 Rear-Set	MTSK-40	1:1	6000	X		X	95
NKM1140240	Axial MTSK-40 Rear-Set Cool Thru*	MTSK-40	1:1	6000	X	X	X	108.5

* Coolant Thru tools are designed for 1000 psi. They require 5 Micron Filtration and **CANNOT** be run dry.

TX52 Y3/Y2 QUATTRO/Y2 TWIN - TX66 Y3/Y2 QUATTRO/Y2 TWIN - TTL 52 - TTL 66 - TA15-20-25-30M/Y/MS/MY/YS 15 ST.

DRIVEN

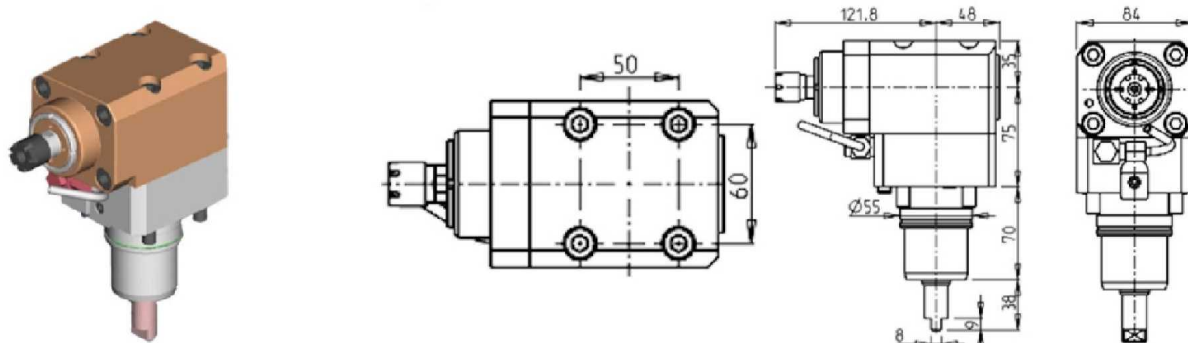
AXIAL GEARED-UP 1:3 DRIVEN TOOL H=55mm



PartNumber	Description	Spindle	I	RPM	Reversible	Ext Cool
NKM0050016	Axial Geared-Up 1:3 ER16	ER16	1:3	18000	X	X

Note : Wrenches are provided with the purchase of Specialty Toolholders

AXIAL GEARED-UP 1:3 DRIVEN TOOL H=75mm



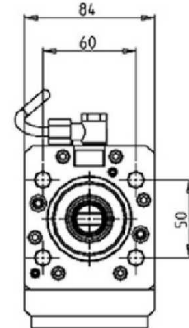
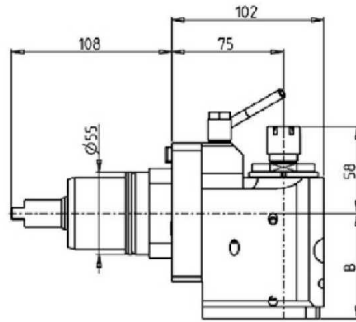

PartNumber	Description	Spindle	I	RPM	Reversible	Ext Cool
NKM0050216	Axial Geared-Up 1:3 ER16	ER16	1:3	18000	X	X

Note : Wrenches are provided with the purchase of Specialty Toolholders

TX52 Y3/Y2 QUATTRO/Y2 TWIN - TX66 Y3/Y2 QUATTRO/Y2 TWIN - TTL 52 - TTL 66 - TA15-20-25-30M/Y/MS/MY/YS 15 ST.

DRIVEN

AXIAL GEARED-UP 1:3 REAR-SET DRIVEN TOOL H=75mm



PartNumber	Description	Spindle	I	RPM	Reversible	Cool Thru	Ext Cool	B
NKM2040116	Axial Geared-Up 1:3 Rear-Set ER16	ER16	1:3	18000	X		X	70.5
NKM2040216	Axial Geared-Up 1:3 Rear-Set ER16 Cool Thru*	ER16	1:3	18000	X	X	X	83

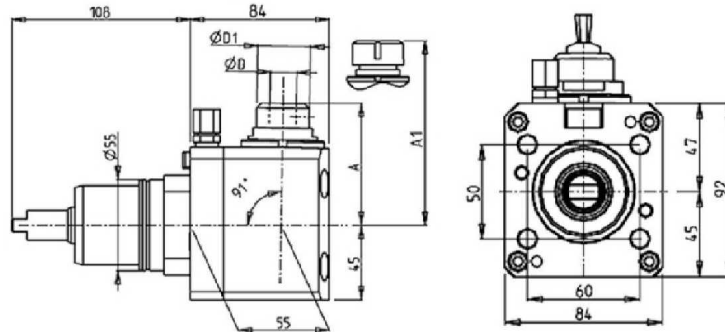

* Coolant Thru tools are designed for 1000 psi.
They require 5 Micron Filtration and **CANNOT** be run dry.

TX52 Y3/Y2 QUATTRO/Y2 TWIN - TX66 Y3/Y2 QUATTRO/Y2 TWIN - TTL 52 - TTL 66 - TA15-20-25-30M/Y/MS/MY/YS 15 ST.

DRIVEN

AXIAL DRIVEN TOOL FOR INTERNAL POLYGON MAKING H=55mm

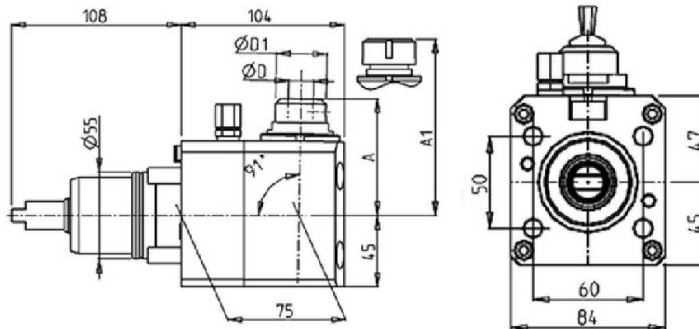
See Accessories for Mill Heads



PartNumber	Description	Spindle	Reversible	I	RPM	Ext Cool	A	A1	D	D1
NKM0039125	Axial ER25	ER25	X	1:1	6000	X		80.44		
NKM0039108	Axial Weldon 8	Weldon 8	X	1:1	6000	X	76.5		8	29
NKM0039110	Axial Weldon 10	Weldon 10	X	1:1	6000	X	76.5		10	29
NKM0039112	Axial Weldon 12	Weldon 12	X	1:1	6000	X	76.5		12	29
NKM0039116	Axial Weldon 16	Weldon 16	X	1:1	6000	X	73.7		16	32

AXIAL DRIVEN TOOL FOR INTERNAL POLYGON MAKING H=75mm

See Accessories for Mill Heads

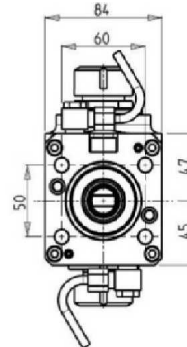
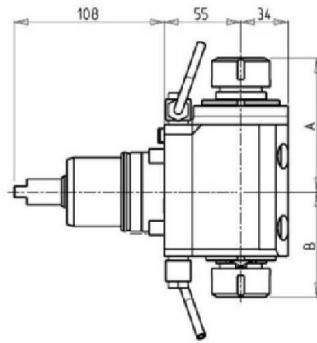



PartNumber	Description	Spindle	Reversible	I	RPM	Ext Cool	A	A1	D	D1
NKM0069125	Axial ER25	ER25	X	1:1	6000	X		80.44		
NKM0069108	Axial Weldon 8	Weldon 8	X	1:1	6000	X	76.5		8	29
NKM0069110	Axial Weldon 10	Weldon 10	X	1:1	6000	X	76.5		10	29
NKM0069112	Axial Weldon 12	Weldon 12	X	1:1	6000	X	76.5		12	29
NKM0069116	Axial Weldon 16	Weldon 16	X	1:1	6000	X	73.7		16	32

TX52 Y3/Y2 QUATTRO/Y2 TWIN - TX66 Y3/Y2 QUATTRO/Y2 TWIN - TTL 52 - TTL 66 - TA15-20-25-30M/Y/MS/MY/YS 15 ST.

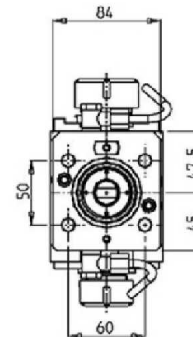
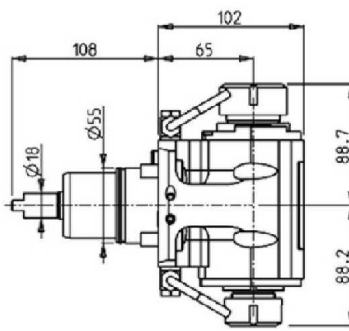
DRIVEN

AXIAL OPPOSITE FACE DRIVEN TOOL H=55mm



PartNumber	Description	Spindle	Reversible	I	RPM	Ext Cool	A	B
NKM0492525	Axial Opposite Face ER25+ER25	ER25+ER25	X	1:1	6000	X	93.36	73.46
NKM0493232	Axial Opposite Face ER32+ER32	ER32+ER32	X	1:1	6000	X	100.56	78.96

AXIAL OPPOSITE FACE TWIN DRIVEN TOOL H=65mm

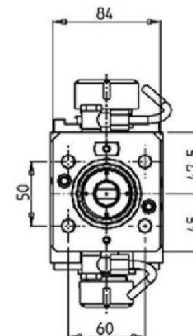
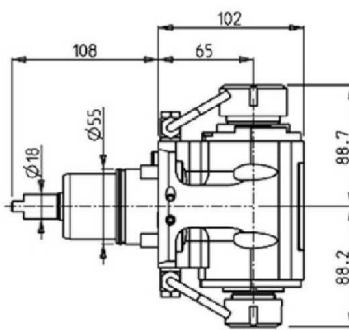


PartNumber	Description	Spindle	I	RPM	Reversible	Ext Cool
NKM2103225	Axial Opposite Face ER32+ER25	ER32+ER25	1:1	6000	X	X

TTL 52 - TTL 66 - TA15-20-25-30M/Y/MS/MY/YS 15 ST.

DRIVEN

AXIAL OPPOSITE FACE TWIN DRIVEN TOOL 12,000 RPM H=65mm

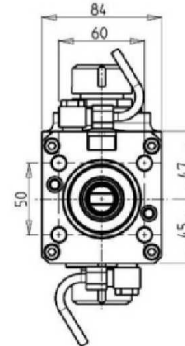
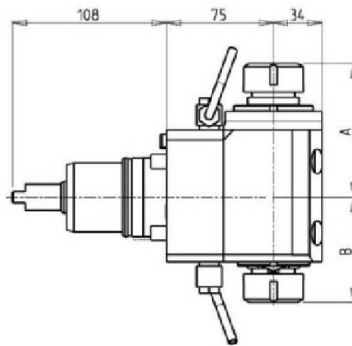


PartNumber	Description	Spindle	I	RPM	Reversible	Ext Cool
NKM2073225	Axial Opposite Face ER32+ER25 12K RPM	ER32+ER25	1:1	12000	X	X

TX52 Y3/Y2 QUATTRO/Y2 TWIN - TX66 Y3/Y2 QUATTRO/Y2 TWIN - TTL 52 - TTL 66 - TA15-20-25-30M/Y/MS/MY/YS 15 ST.

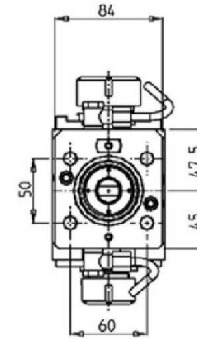
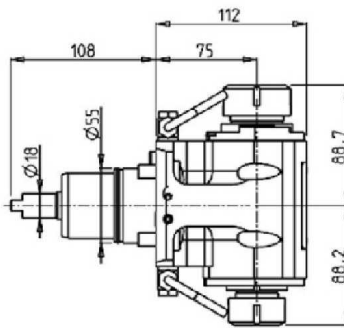
DRIVEN

AXIAL OPPOSITE FACE DRIVEN TOOL H=75mm



PartNumber	Description	Spindle	Reversible	I	RPM	Ext Cool	A	B
NKM0502525	Axial Opposite Face ER25+ER25	ER25+ER25	X	1:1	6000	X	93.36	73.46
NKM0503232	Axial Opposite Face ER32+ER32	ER32+ER32	X	1:1	6000	X	100.56	78.96

AXIAL OPPOSITE FACE TWIN DRIVEN TOOL H=75mm

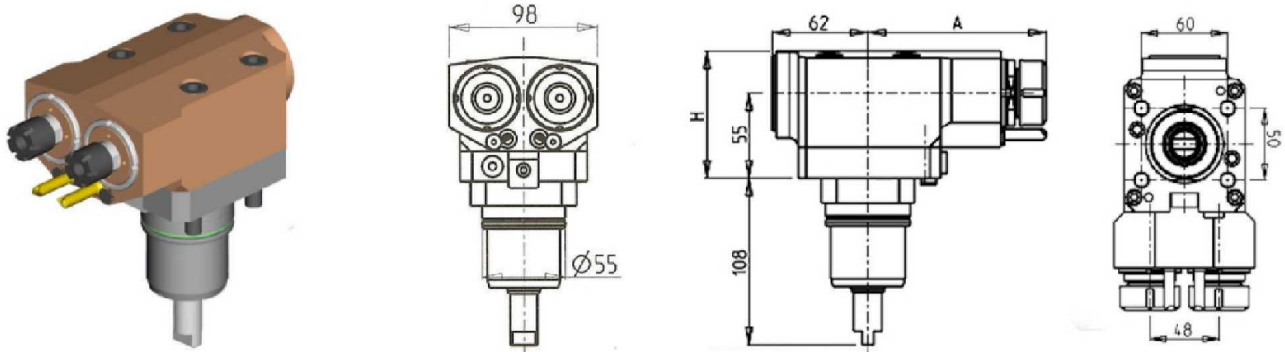


PartNumber	Description	Spindle	I	RPM	Reversible	Ext Cool
NKM1403225	Axial Opposite Face ER32+ER25	ER32+ER25	1:1	6000	X	X

TX52 Y3/Y2 QUATTRO/Y2 TWIN - TX66 Y3/Y2 QUATTRO/Y2 TWIN - TTL 52 - TTL 66 - TA15-20-25-30M/Y/MS/MY/YS 15 ST.

DRIVEN

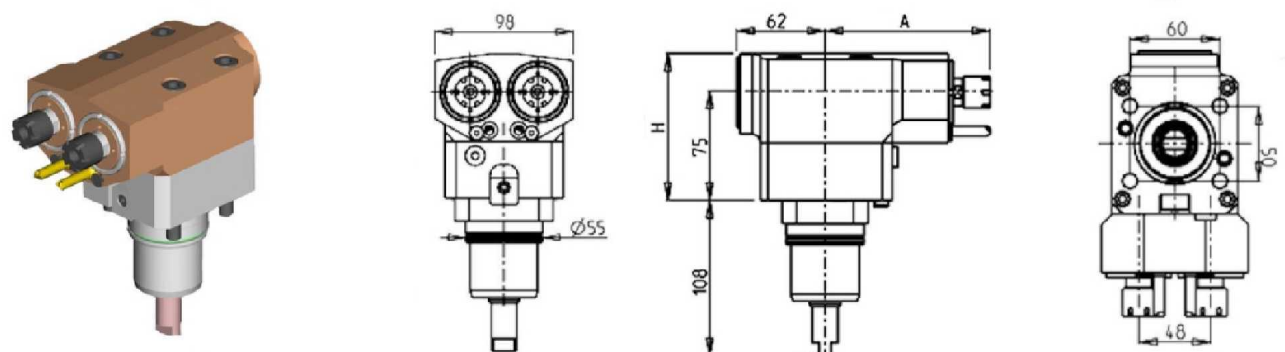
AXIAL SINGLE-SIDE TWIN HEAD DRIVEN TOOL IN Y H=55mm



PartNumber	Description	Spindle	I	RPM	Reversible	Cool Thru	Ext Cool	A	H
NKM0130216	Axial Single-Side Twin ER16	ER16	1:1	6000	X		X	115.15	82
NKM0130520	Axial Single-Side Twin ERA20 Cool Thru*	ERA20	1:1	6000	X	X	X	116.15	87
NKM0130225	Axial Single-Side Twin ER25	ER25	1:1	6000	X		X	115.61	82
NKM0130425	Axial Single-Side Twin ER25 Cool Thru*	ER25	1:1	6000	X	X	X	128.11	87

* Coolant Thru tools are designed for 1000 psi.
They require 5 Micron Filtration and **CANNOT** be run dry.

AXIAL SINGLE-SIDE TWIN HEAD DRIVEN TOOL IN Y H=75mm



PartNumber	Description	Spindle	I	RPM	Reversible	Cool Thru	Ext Cool	A	H
NKM0131216	Axial Single-Side Twin ER16	ER16	1:1	6000	X		X	115.15	102
NKM0131520	Axial Single-Side Twin ERA20 Cool Thru*	ERA20	1:1	6000	X	X	X	116.15	107
NKM0131225	Axial Single-Side Twin ER25	ER25	1:1	6000	X		X	115.61	102
NKM0131425	Axial Single-Side Twin ER25 Cool Thru*	ER25	1:1	6000	X	X	X	128.11	107

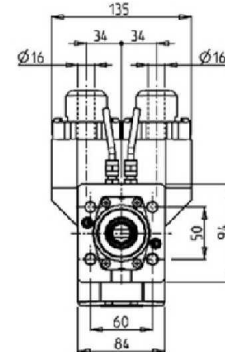
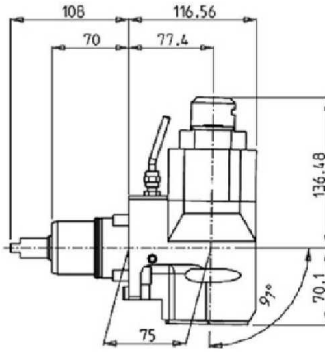

* Coolant Thru tools are designed for 1000 psi.
They require 5 Micron Filtration and **CANNOT** be run dry.

TX52 Y3/Y2 QUATTRO/Y2 TWIN - TX66 Y3/Y2 QUATTRO/Y2 TWIN - TTL 52 - TTL 66 - TA15-20-25-30M/Y/MS/MY/YS 15 ST.

DRIVEN

AXIAL SINGLE SIDE TWIN HEAD DRIVEN TOOL IN Y FOR INTERNAL POLYGON-MAKING H=75mm

See Accessories for Mill Heads



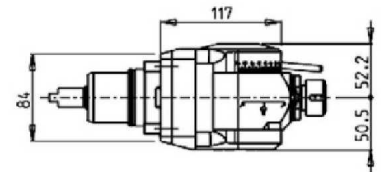
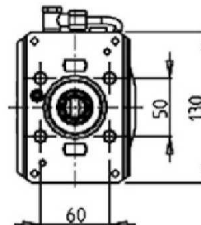
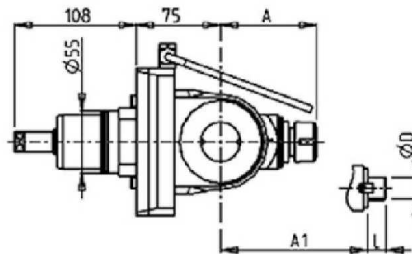
PartNumber	Description	Spindle	I	RPM	Reversible	Ext Cool
NKM1250616	Axial Single Side Twin Weldon 16	WELDON 16	1:1	6000	X	X

Note : Wrenches are provided with the purchase of Specialty Toolholders

TX52 Y3/Y2 QUATTRO/Y2 TWIN - TX66 Y3/Y2 QUATTRO/Y2 TWIN - TTL 52 - TTL 66

DRIVEN

0-180 ADJUSTABLE ANGLE DRIVEN TOOL



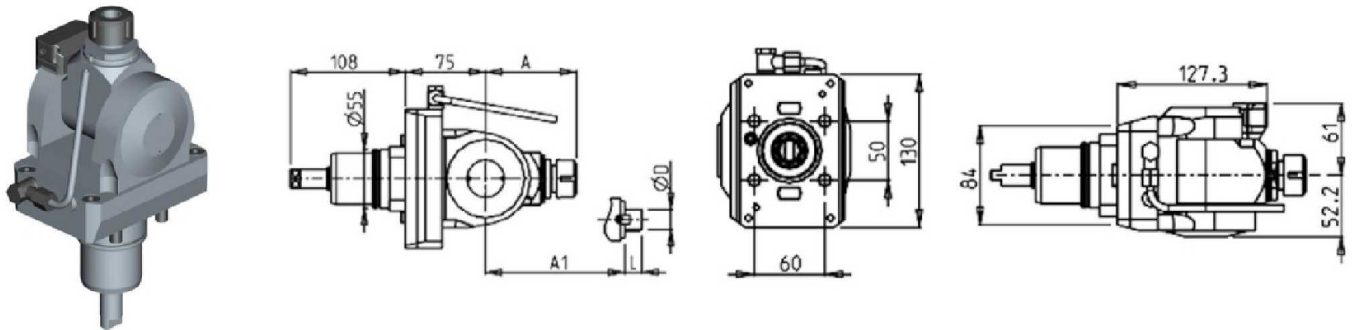
PartNumber	Description	Spindle	I	RPM	Ext Cool	A	A1	D	L
NKM1260120	0-180 Adj. Angle ER20	ER20	1:1	6000	X	85.16			
NKM1260125	0-180 Adj. Angle ER25	ER25	1:1	6000	X	86.16			
NKM1260519	0-180 Adj. Angle 3/4"x3/4"	3/4"x3/4"	1:1	6000	X		65	3/4"	3/4"
NKM1260516	0-180 Adj. Angle 16x17mm	16x17	1:1	6000	X		65	16	17
NKM1260522	0-180 Adj. Angle 22x19mm	22x19	1:1	6000	X		66	22	19

Note : Wrenches are provided with the purchase of Specialty Toolholders

TX52 Y3/Y2 QUATTRO/Y2 TWIN - TX66 Y3/Y2 QUATTRO/Y2 TWIN - TTL 52 - TTL 66

DRIVEN

0-180 ADJUSTABLE ANGLE DRIVEN TOOL WITH DIGITAL DISPLAY



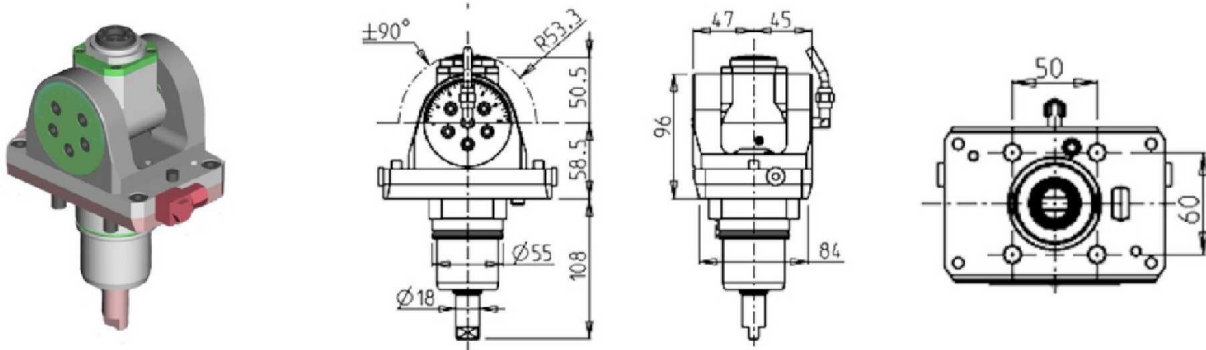
PartNumber	Description	Spindle	I	RPM	Ext Cool	A	A1	D	L
NKM1220120	0-180 Adj. Angle ER20 with Digital Display	ER20	1:1	6000	X	85.16			
NKM1220125	0-180 Adj. Angle ER25 with Digital Display	ER25	1:1	6000	X	86.16			
NKM1220519	0-180 Adj. Angle 3/4"x3/4" with Digital Display	3/4"x3/4"	1:1	6000	X		65	3/4"	3/4"
NKM1220516	0-180 Adj. Angle 16x17mm with Digital Display	16x17	1:1	6000	X		65	16	17
NKM1220522	0-180 Adj. Angle 22x19mm with Digital Display	22x19	1:1	6000	X		66	22	19

Note : Wrenches are provided with the purchase of Specialty Toolholders

TX52 Y3/Y2 QUATTRO/Y2 TWIN - TX66 Y3/Y2 QUATTRO/Y2 TWIN - TTL 52 - TTL 66 - TA15-20-25-30M/Y/MS/MY/YS 15 ST.

DRIVEN

0-180 ADJUSTABLE ANGLE DRIVEN TOOL



PartNumber	Description	Spindle	I	RPM	Cool Thru	Ext Cool
NKM0790120	Adj. Angle (0-180) ERA20	ERA20	1:1	6000		X
NKM0790220	Adj. Angle (0-180) ERA20 Cool Thru*	ERA20	1:1	6000	X	X

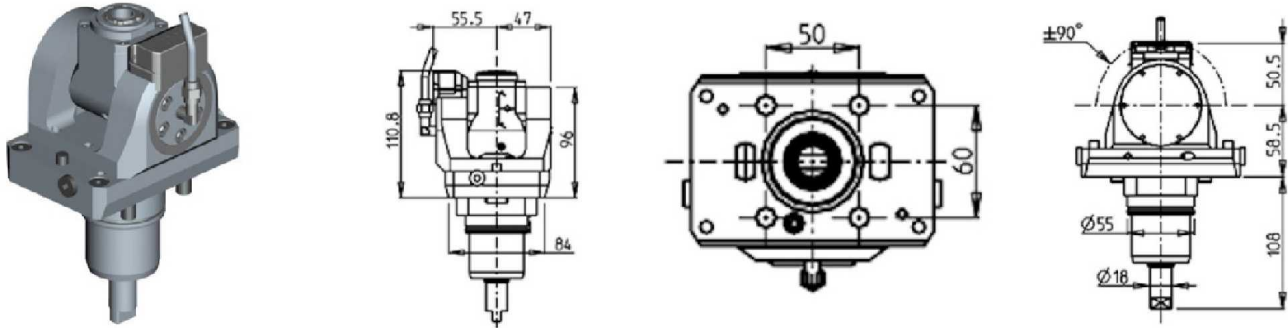
* Coolant Thru tools are designed for 1000 psi. They require 5 Micron Filtration and **CANNOT** be run dry.

Note : Wrenches are provided with the purchase of Specialty Toolholders

TX52 Y3/Y2 QUATTRO/Y2 TWIN - TX66 Y3/Y2 QUATTRO/Y2 TWIN - TTL 52 - TTL 66 - TA15-20-25-30M/Y/MS/MY/YS 15 ST.

DRIVEN

0-180 ADJUSTABLE ANGLE DRIVEN TOOL WITH DIGITAL DISPLAY



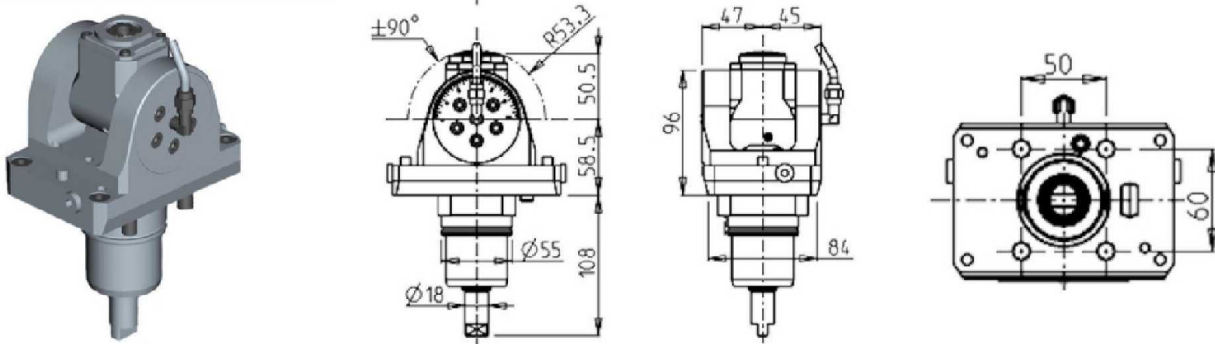
PartNumber	Description	Spindle	I	RPM	Cool Thru	Ext Cool
NKM0795120	0-180 Adj. Angle ERA20 with Digital Display	ERA20	1:1	6000		X
NKM0795220	0-180 Adj. Angle ERA20 with Digital Display Cool Thru	ERA20	1:1	6000	X	X

* Coolant Thru tools are designed for 1000 psi.
They require 5 Micron Filtration and **CANNOT** be run dry.

Note :

Wrenches are provided with the purchase of Specialty Toolholders

0-180 ADJUSTABLE ANGLE DRIVEN TOOL GEARED UP 1:2



PartNumber	Description	Spindle	I	RPM	Cool Thru	Ext Cool
NKM0790316	Adj. Angle (0-180) Geared-Up 1:2 ERA16	ERA16	1:2	12000		X
NKM0790416	Adj. Angle (0-180) Geared-Up 1:2 ERA16 Cool Thru*	ERA16	1:2	12000	X	X

* Coolant Thru tools are designed for 1000 psi.
They require 5 Micron Filtration and **CANNOT** be run dry.

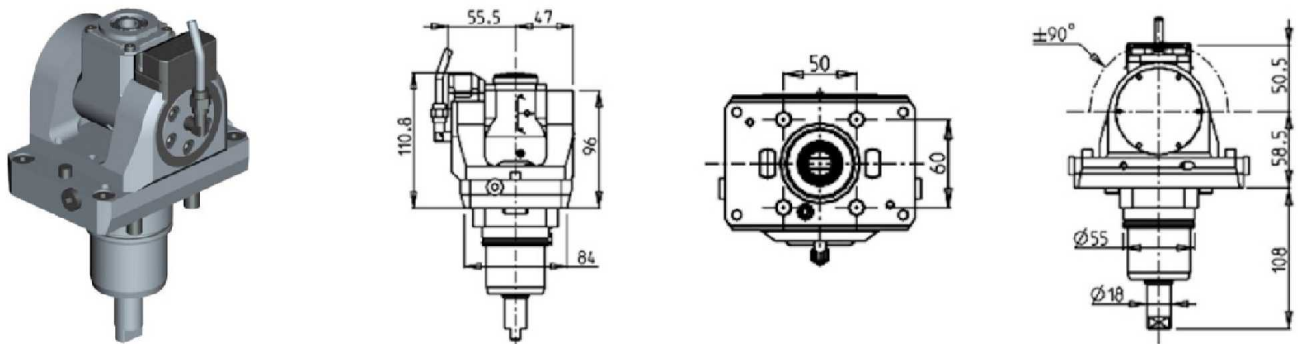
Note :

Wrenches are provided with the purchase of Specialty Toolholders

TX52 Y3/Y2 QUATTRO/Y2 TWIN - TX66 Y3/Y2 QUATTRO/Y2 TWIN - TTL 52 - TTL 66 - TA15-20-25-30M/Y/MS/MY/YS 15 ST.

DRIVEN

0-180 ADJUSTABLE ANGLE DRIVEN TOOL GEARED UP 1:2 WITH DIGITAL DISPLAY



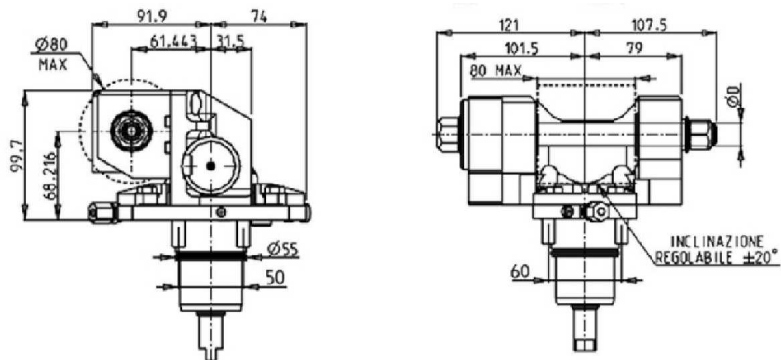

PartNumber	Description	Spindle	I	RPM	Cool Thru	Ext Cool
NKM0795316	0-180 Adj. Angle ERA16 Geared-Up with Digital Display	ERA16	1:2	12000		X
NKM0795416	0-180 Adj. Angle ERA16 Geared-Up with Digital Display Cool Thru	ERA16	1:2	12000	X	X

* Coolant Thru tools are designed for 1000 psi.
They require 5 Micron Filtration and **CANNOT** be run dry.

Note :

Wrenches are provided with the purchase of Specialty Toolholders

GEAR HOBBER DRIVEN TOOL



PartNumber	Description	I	MAX RPM	Reversible	Ext Cool	D mm	D Inch
NKM0081100	Gear Hobbing Tool 1:1	1:1	6000	X	X	16-22-27-32	3/4"-1"-1 1/4"
NKM0082100	Gear Hobbing Tool 2:1 Geared Down	2:1	3000	X	X	16-22-27-32	3/4"-1"-1 1/4"

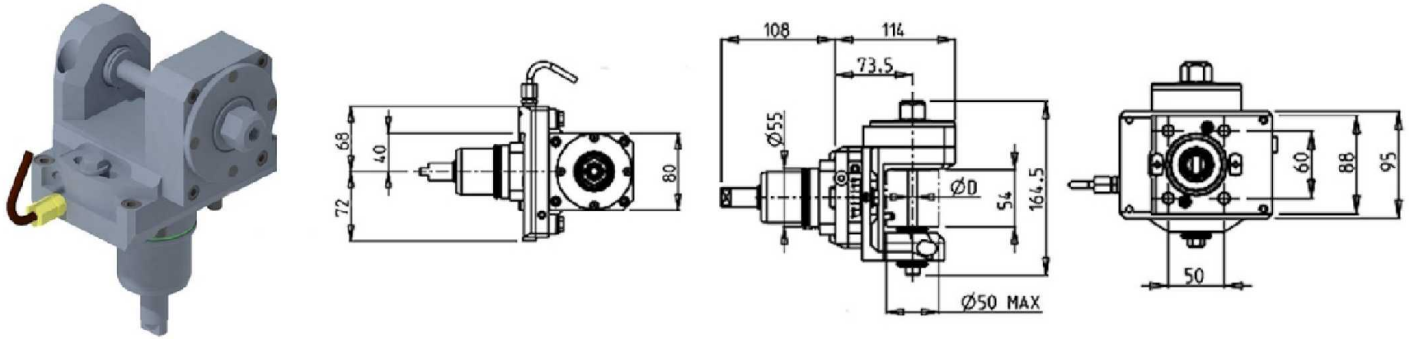
Note :

Wrenches are provided with the purchase of Specialty Toolholders

TX52 Y3/Y2 QUATTRO/Y2 TWIN - TX66 Y3/Y2 QUATTRO/Y2 TWIN - TTL 52 - TTL 66 - TA15-20-25-30M/Y/MS/MY/YS 15 ST.

DRIVEN

RADIAL DRIVEN GEAR HOBBER



PartNumber	Description	I	MAX RPM	Reversible	Ext Cool	D (mm)
NKM1941108	Radial Driven Gear Hobb Ø8mm	1:1	6000	X	X	8
NKM1941110	Radial Driven Gear Hobb Ø10mm	1:1	6000	X	X	10
NKM1941113	Radial Driven Gear Hobb Ø13mm	1:1	6000	X	X	13
NKM1941116	Radial Driven Gear Hobb Ø16mm	1:1	6000	X	X	16

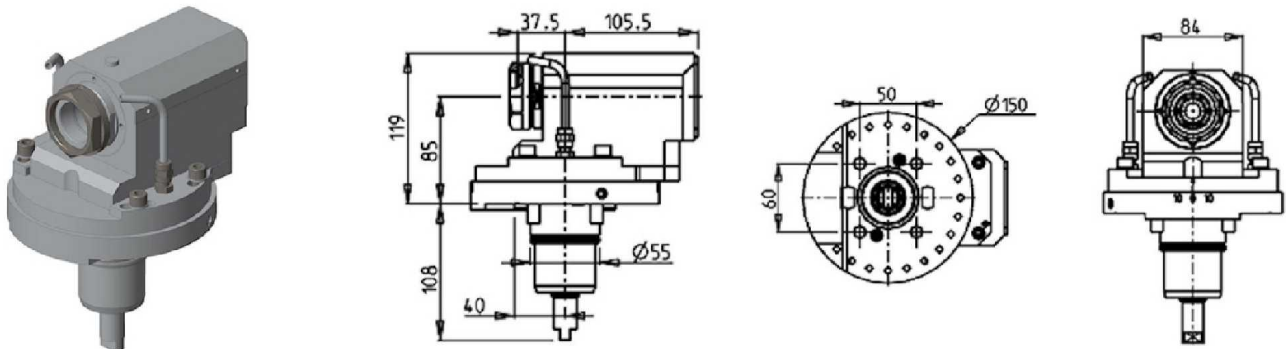
Note : Wrenches are provided with the purchase of Specialty Toolholders

TX52 Y3/Y2 QUATTRO/Y2 TWIN - TX66 Y3/Y2 QUATTRO/Y2 TWIN

DRIVEN

QUICK CHANGE AXIAL MTSK DRIVEN TOOL FOR POWER SKIVING H=85mm

See Accessories for MTSK Adaptors



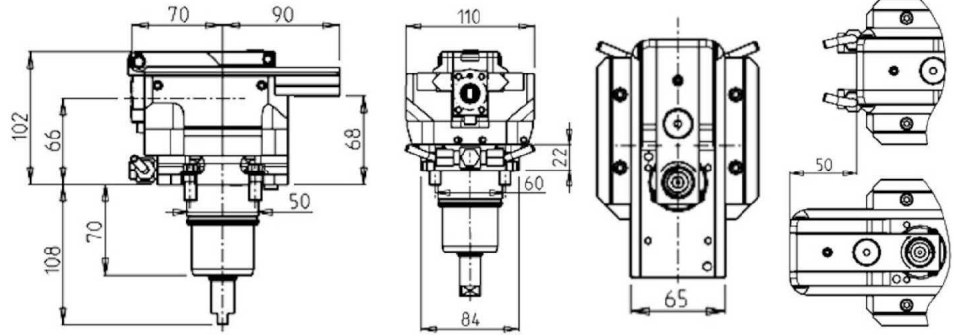
PartNumber	Description	Spindle	I	RPM	Reversible	Ext Cool
NKM1240100	Axial MTSK-40 for Power Skiving	MTSK-40	1:1	6000	X	X

Note : Wrenches are provided with the purchase of Specialty Toolholders

TX52 Y3/Y2 QUATTRO/Y2 TWIN - TX66 Y3/Y2 QUATTRO/Y2 TWIN - TTL 52 - TTL 66 - TA15-20-25-30M/Y/MS/MY/YS 15 ST.

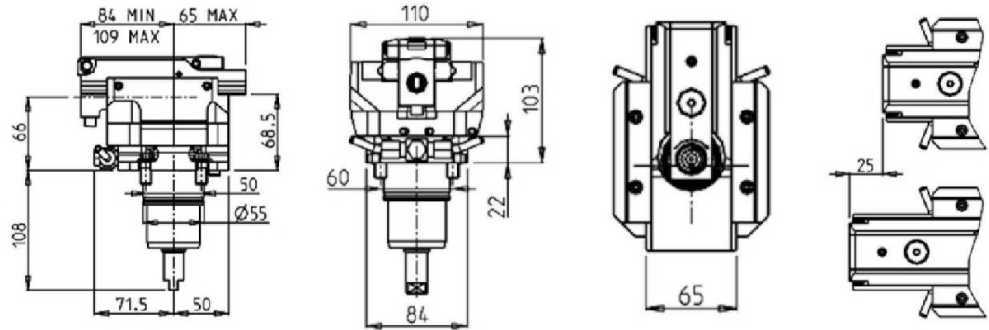
DRIVEN

BROACHING/SLOTING DRIVEN TOOL 50mm STROKE H=66mm



PartNumber	Description	Reversible	I	MAX RPM	Ext Cool
NKM0910100	Broaching/Slotting Driven Tool H=66mm	X	4:1	2000	X

BROACHING/SLOTING DRIVEN TOOL 25mm STROKE H=66mm

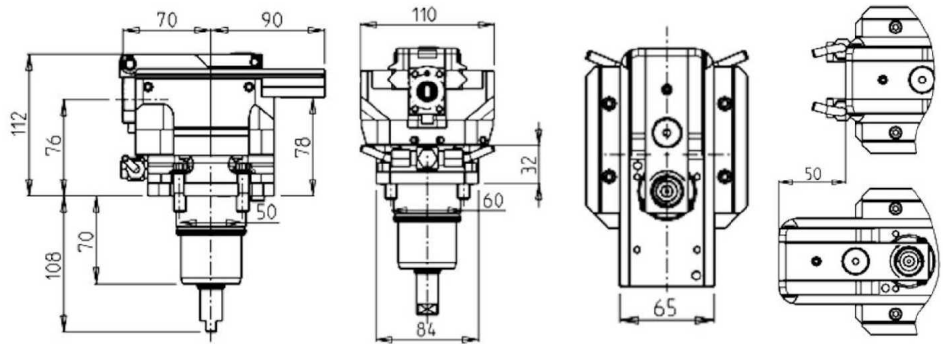



PartNumber	Description	Reversible	I	MAX RPM	Ext Cool
NKM0910200	Broaching/Slotting Driven Tool H=66mm	X	4:1	2400	X

TX52 Y3/Y2 QUATTRO/Y2 TWIN - TX66 Y3/Y2 QUATTRO/Y2 TWIN - TTL 52 - TTL 66

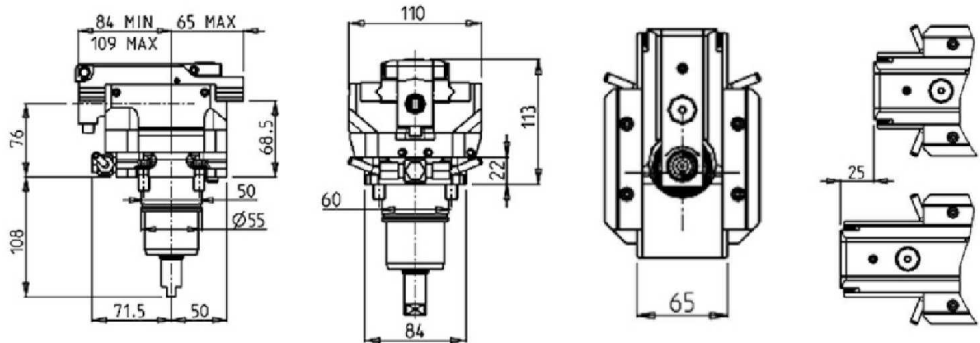
DRIVEN

BROACHING/SLOTING DRIVEN TOOL 50mm STROKE H=76mm



PartNumber	Description	Reversible	I	MAX RPM	Ext Cool
NKM0920100	Broaching/Slotting Driven Tool H=76mm	X	4:1	2000	X

BROACHING/SLOTING DRIVEN TOOL 25mm STROKE H=76mm

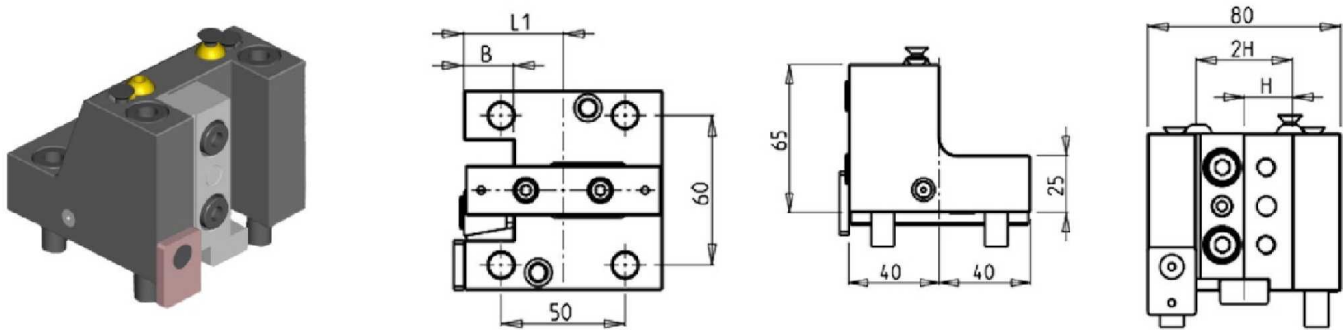


PartNumber	Description	I	MAX RPM	Reversible	Ext Cool
NKM0920200	Broaching/Slotting Driven Tool H=76mm	4:1	2400	X	X

TX52 Y3/Y2 QUATTRO/Y2 TWIN - TX66 Y3/Y2 QUATTRO/Y2 TWIN - TTL 52 - TTL 66 - TA15-20-25-30M/Y/MS/MY/YS 15 ST.

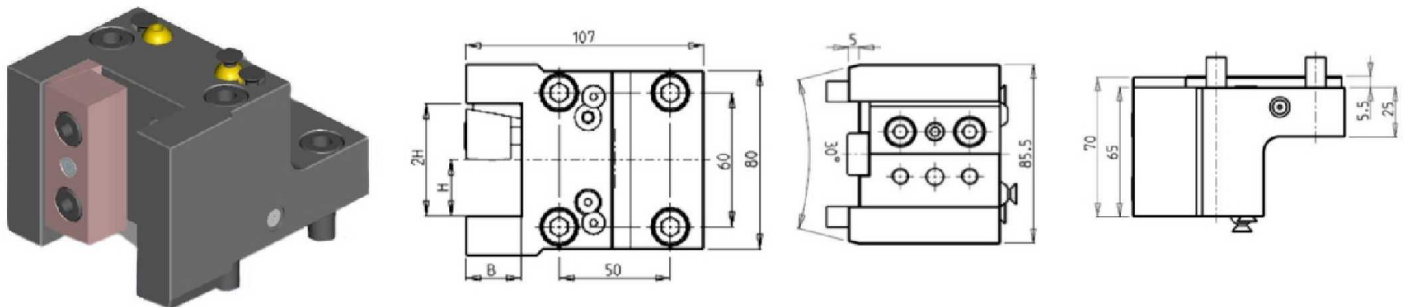
STATIC

RADIAL SINGLE STATIC TOOL



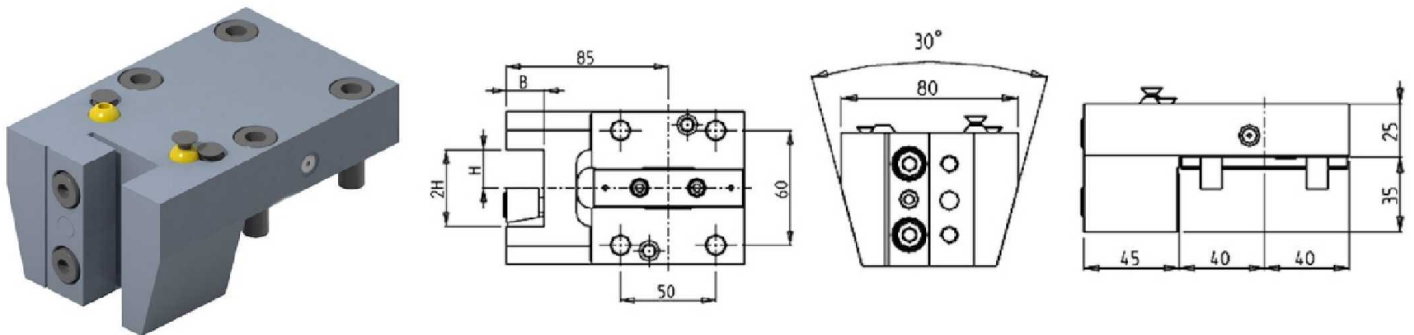
PartNumber	Description	# of Tools	Reversible	Cool Thru	Ext Cool	Dimensions	B	H	L1
NKM0161905	Radial Single Static Tool 3/4"	1	X		X	Inch	3/4"	3/4"	40
NKM0162000	Radial Single Static Tool 20mm	1	X		X	mm	20	20	40
NKM1862000	Radial Single Static Tool 20mm Cool Thru*	1	X	X	X	mm	20	20	61

RADIAL SINGLE STATIC TOOL



PartNumber	Description	# of Tools	Cool Thru	Ext Cool	Reversible	Dimensions	B	H
NKM0162540	Radial Single Static Tool 1"	1		X	X	Inch	1"	1"
NKM0162500	Radial Single Static Tool 25mm	1		X	X	mm	25	25
NKM0162550	Radial Single Static Tool 25mm Cool Thru*	1	X	X	X	mm	25	25

RADIAL SINGLE REAR SET STATIC TOOL

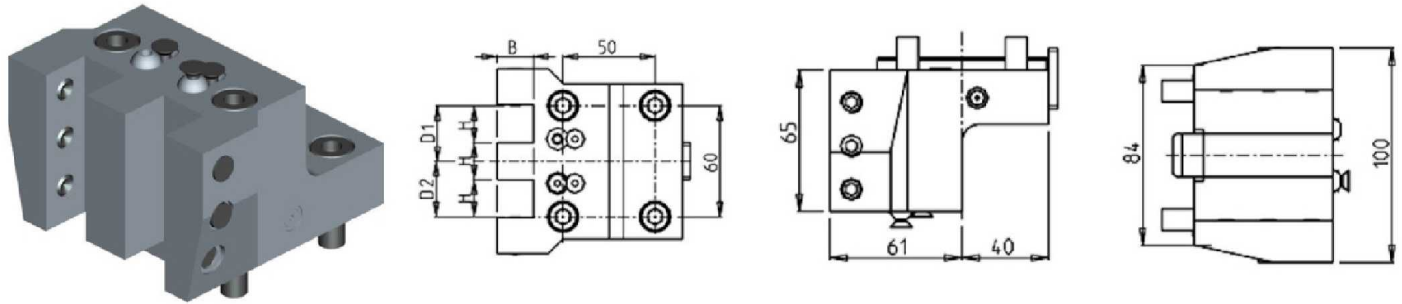


PartNumber	Description	# of Tools	Ext Cool	Dimensions	B	H
NKM1712000	Radial Single Rear Set Static Tool 20mm	1	X	mm	20	20
NKM1711905	Radial Single Rear Set Static Tool 3/4"	1	X	Inch	3/4"	3/4"

TX52 Y3/Y2 QUATTRO/Y2 TWIN - TX66 Y3/Y2 QUATTRO/Y2 TWIN - TTL 52 - TTL 66 - TA15-20-25-30M/Y/MS/MY/YS 15 ST.

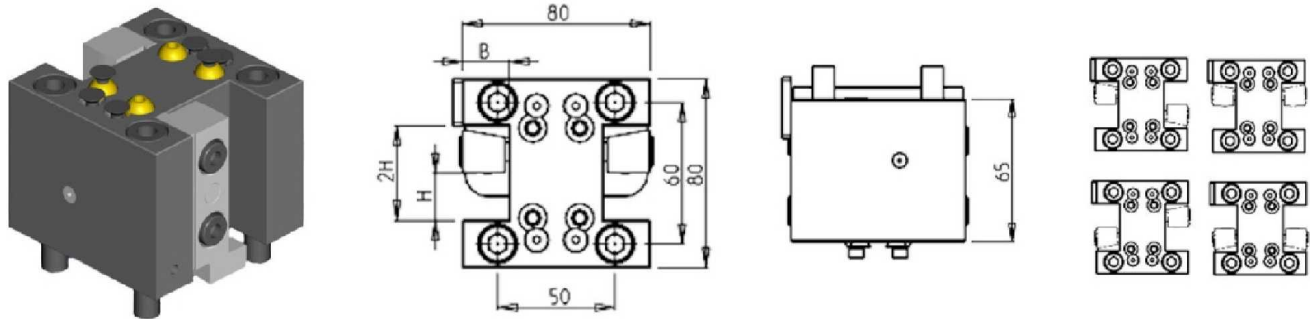
STATIC

RADIAL SINGLE SIDE TWIN STATIC TOOL



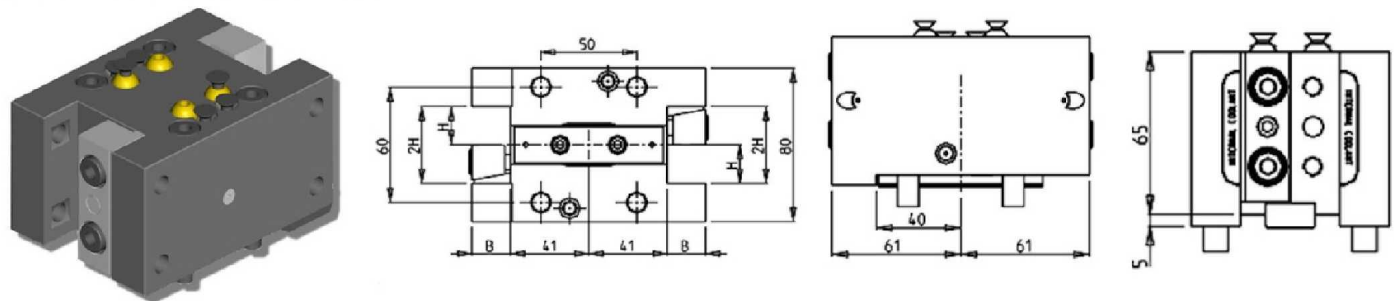
PartNumber	Description	# of Tools	Reversible	Cool Thru	Ext Cool	Dimensions	H	B	D1	D2
NKM1051905	Radial Single Twin 3/4"	2	X		X	Inch	3/4"	3/4"	1-1/8"	1-1/8"
NKM1052000	Radial Single Twin 20mm	2	X		X	mm	20	20	30	30
NKM1052010	Radial Single Twin 20mm Cool Thru*	2	X	X	X	mm	20	20	30	30

RADIAL DOUBLE STATIC TOOL



PartNumber	Description	# of Tools	Reversible	Dimensions	B	H
NKM0151905	Radial Double Static Tool 3/4"	2	X	Inch	3/4"	3/4"
NKM0152000	Radial Double Static Tool 20mm	2	X	mm	20	20

RADIAL DOUBLE STATIC TOOL

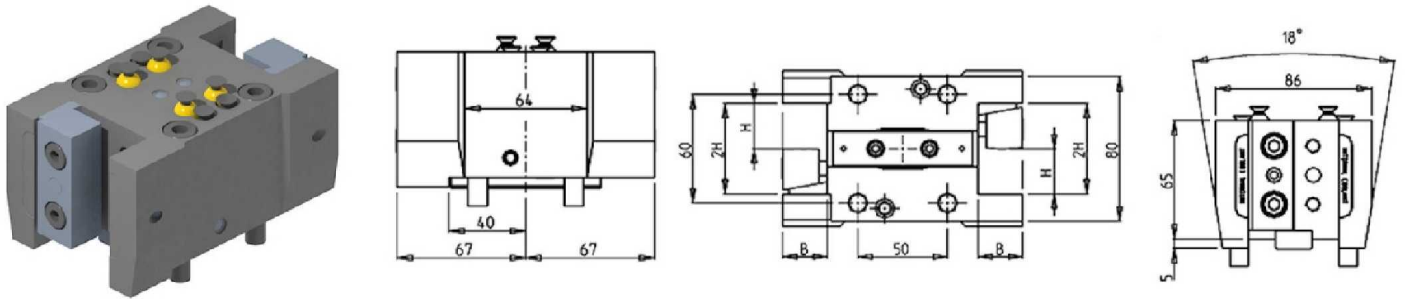


PartNumber	Description	# of Tools	Cool Thru	Ext Cool	Dimensions	B	H
NKM2192000	Radial Double Static Tool Ø20mm Cool Thru*	2	X	X	mm	20	20

TX52 Y3/Y2 QUATTRO/Y2 TWIN - TX66 Y3/Y2 QUATTRO/Y2 TWIN - TTL 52 - TTL 66 - TA15-20-25-30M/Y/MS/MY/YS 15 ST.

STATIC

RADIAL DOUBLE STATIC TOOL

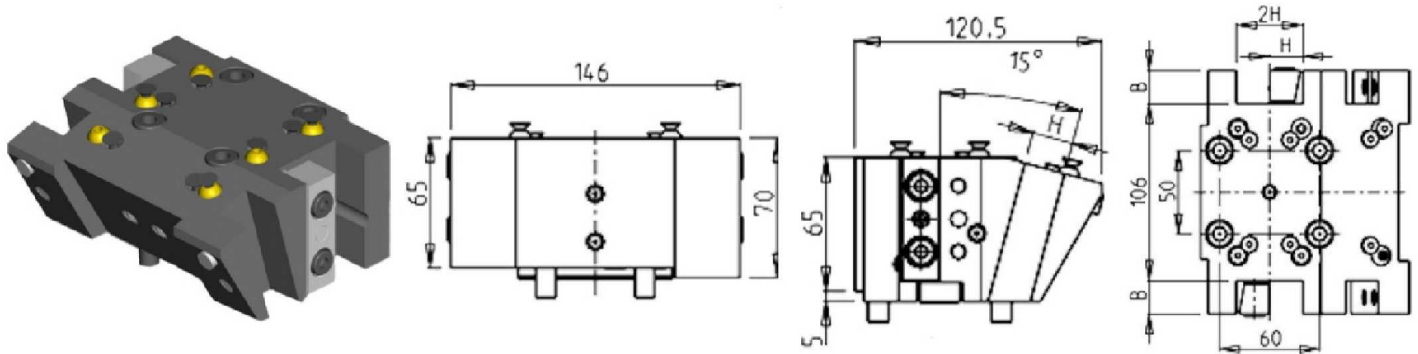


PartNumber	Description	# of Tools	Cool Thru	Ext Cool	Dimensions	B	H
NKM2192500	Radial Double Static Tool Ø25mm Cool Thru*	2	X	X	mm	25	25

TX52 Y3/Y2 QUATTRO/Y2 TWIN - TX66 Y3/Y2 QUATTRO/Y2 TWIN - TTL 52 - TTL 66

STATIC

RADIAL MULTIPLE STATIC TOOL

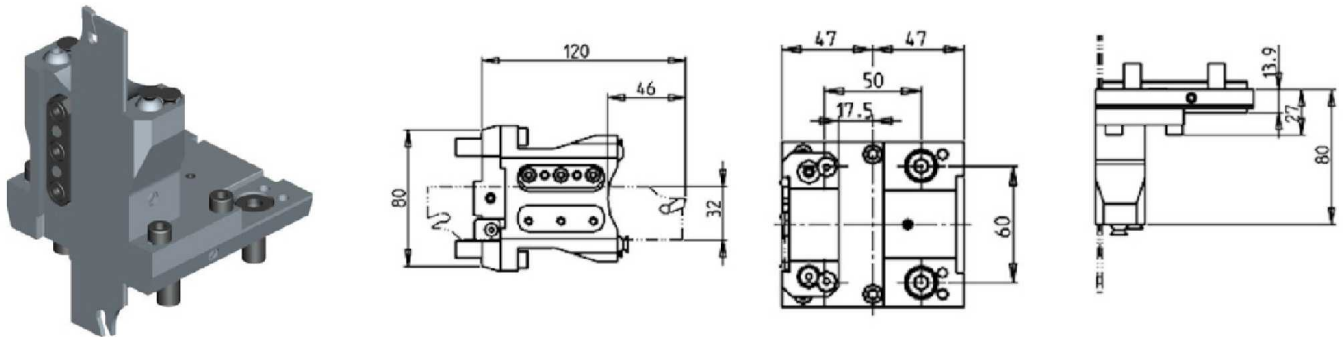


PartNumber	Description	# of Tools	Cool Thru	Ext Cool	Dimensions	B	H
NKM0221905	Radial Multiple Static Tool 3/4"	4		X	Inch	3/4"	3/4"
NKM0221000	Radial Multiple Static Tool 20mm	4		X	mm	20	20
NKM0221010	Radial Multiple Static Tool 20mm Cool Thru*	4	X	X	mm	20	20

TX52 Y3/Y2 QUATTRO/Y2 TWIN - TX66 Y3/Y2 QUATTRO/Y2 TWIN - TTL 52 - TTL 66 - TA15-20-25-30M/Y/MS/MY/YS 15 ST.

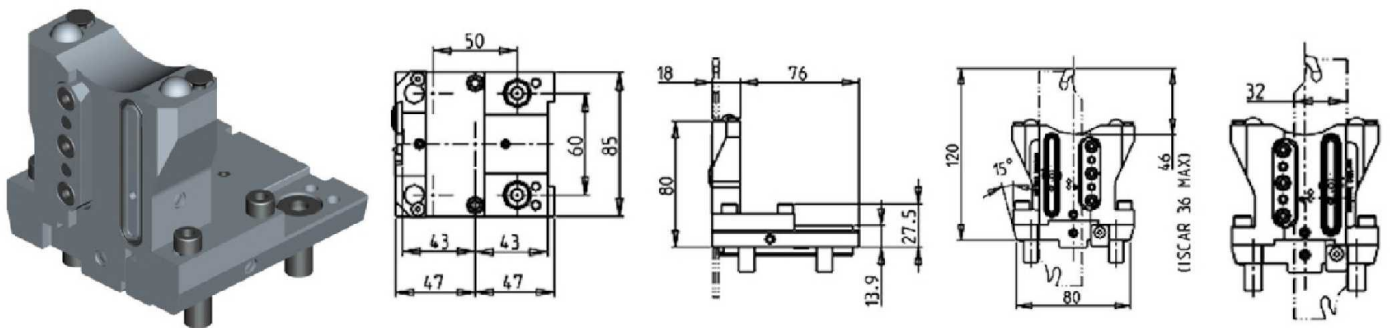
STATIC

RADIAL BLADE HOLDER WITH BLADE KIT



PartNumber	Description	# of Tools	Reversible	Ext Cool
NKM1030132	Radial Blade Holder with Blade Kit	1	X	X
BLADEKIT	Blade Kit: 1 Blade, 10 Inserts			

RADIAL BLADE HOLDER WITH INTERNAL COOLANT-BLADE KIT NOT INCLUDED

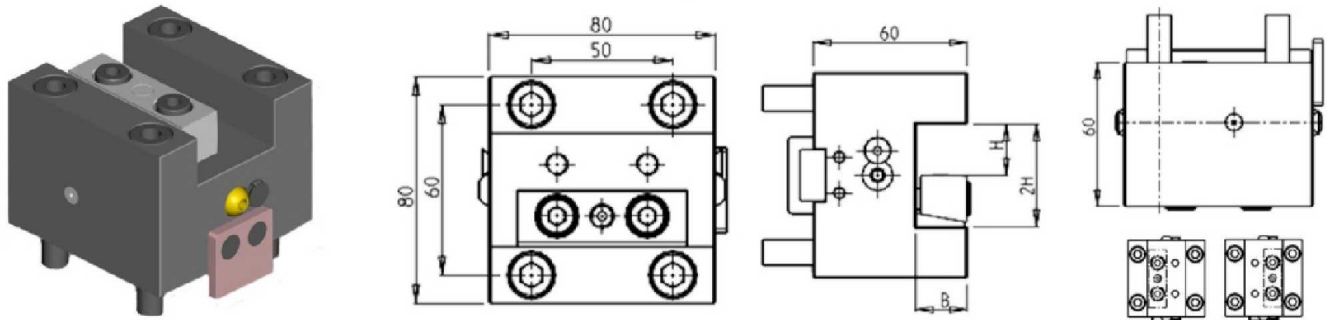


PartNumber	Description	# of Tools	Reversible	Cool Thru	Ext Cool
NKM1110132R	Radial Blade Holder Cool Thru (Right Hand)	1	X	X	X
NKM1110132L	Radial Blade Holder Cool Thru (Left Hand)	1	X	X	X
COOL THRU BLADEKIT	Blade Kit: 1 Blade, 10 Inserts				

TX52 Y3/Y2 QUATTRO/Y2 TWIN - TX66 Y3/Y2 QUATTRO/Y2 TWIN - TTL 52 - TTL 66 - TA15-20-25-30M/Y/MS/MY/YS 15 ST.

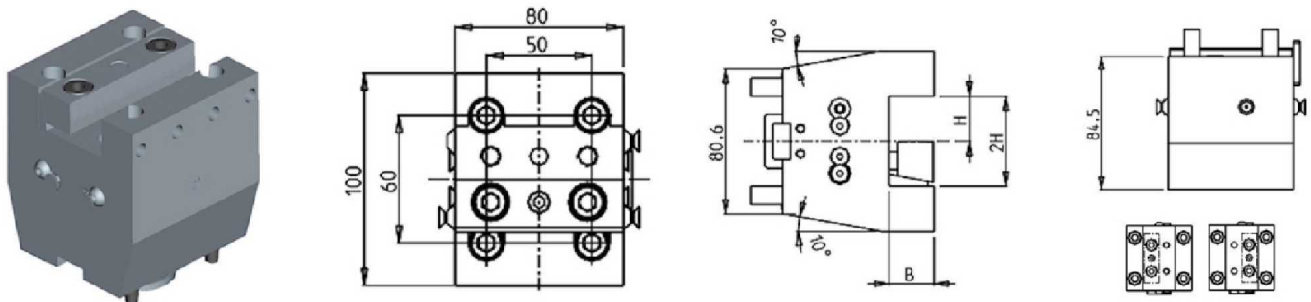
STATIC

AXIAL SINGLE STATIC TOOL



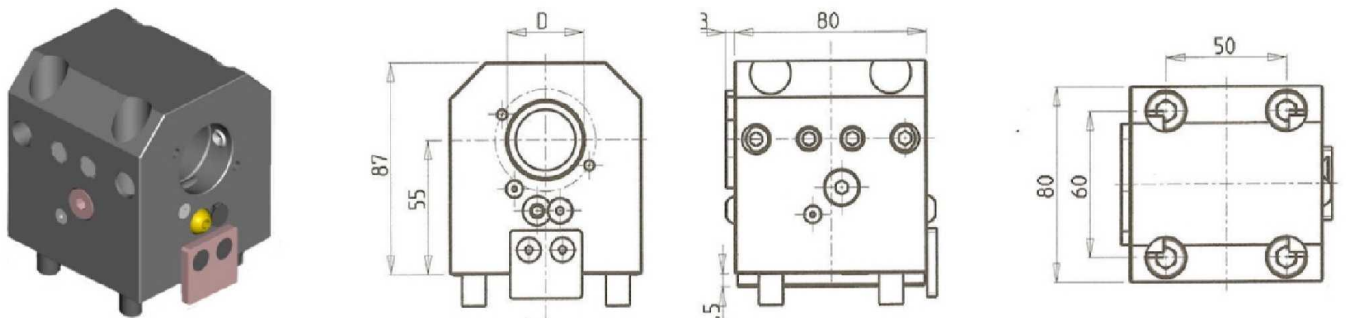
PartNumber	Description	# of Tools	Cool Thru	Ext Cool	Reversible	Dimensions	B	H
NKM0181905	Axial Single Static Tool 3/4"	1		X	X	Inch	3/4"	3/4"
NKM0182000	Axial Single Static Tool 20mm	1		X	X	mm	20	20
NKM0182030	Axial Single Static Tool 20mm Cool Thru*	1	X	X	X	mm	20	20

AXIAL SINGLE STATIC TOOL



PartNumber	Description	# of Tools	Reversible	Ext Cool	Dimensions	B	H
NKM0182500	Axial Single Static 25mm	1	X	X	mm	25	25

AXIAL SINGLE BORING BAR HOLDER H=55mm

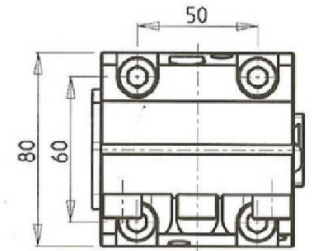
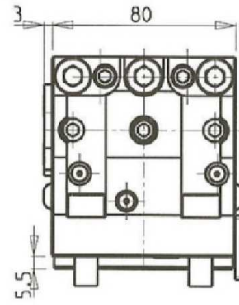
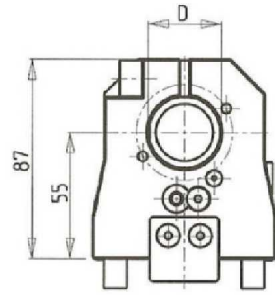



PartNumber	Description	# of Tools	Reversible	Cool Thru	Ext Cool	Dimensions	D
NKM0113230	Axial Single BBH 1 1/4"	1	X	X	X	Inch	1 1/4"
NKM0113220	Axial Single BBH 32mm	1	X	X	X	mm	32
KIT1000001	Plug for 32mm or 1-1/4" BBH to Make Cool Thru						

TX52 Y3/Y2 QUATTRO/Y2 TWIN - TX66 Y3/Y2 QUATTRO/Y2 TWIN - TTL 52 - TTL 66 - TA15-20-25-30M/Y/MS/MY/YS 15 ST.

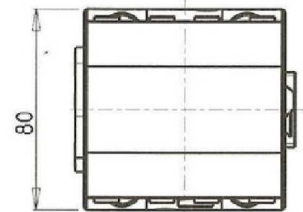
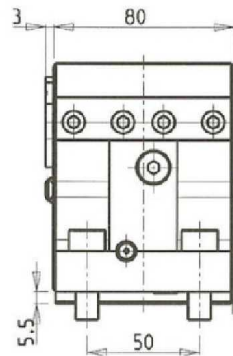
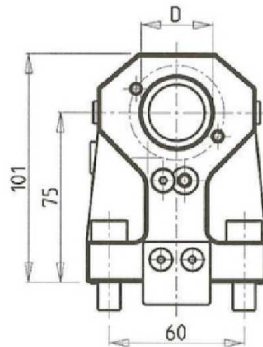

STATIC

AXIAL SINGLE BORING BAR HOLDER H=55mm SPLIT



PartNumber	Description	# of Tools	Reversible	Cool Thru	Ext Cool	Dimensions	D
NKM0113231	Axial Single BBH 1 1/4"	1	X	X	X	Inch	1 1/4"
NKM0113221	Axial Single BBH 32mm	1	X	X	X	mm	32
KIT1004001	Plug for 32mm or 1-1/4" BBH to Make Cool Thru						

AXIAL SINGLE BORING BAR HOLDER H=75mm

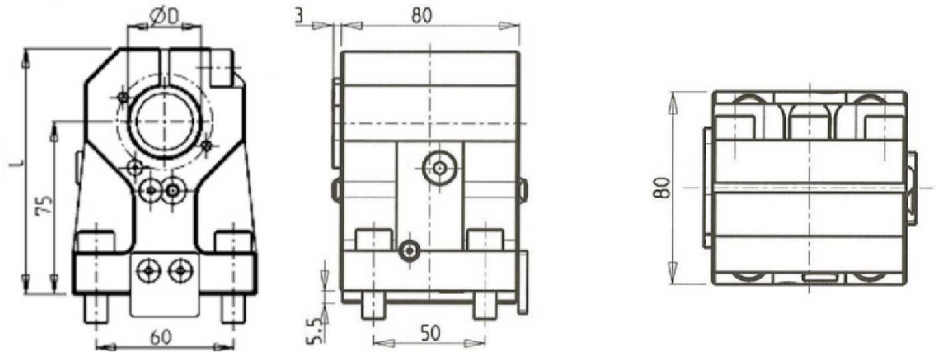



PartNumber	Description	# of Tools	Reversible	Cool Thru	Ext Cool	Dimensions	D
NKM0113210	Axial Single BBH 1 1/4"	1	X	X	X	Inch	1 1/4"
NKM0113200	Axial Single BBH 32mm	1	X	X	X	mm	32
NKM0114000	Axial Single BBH 40mm	1	X	X	X	mm	40
KIT1000018	Plug for 40mm BBH to Make Cool Thru						
KIT1000001	Plug for 32mm or 1-1/4" BBH to Make Cool Thru						

TX52 Y3/Y2 QUATTRO/Y2 TWIN - TX66 Y3/Y2 QUATTRO/Y2 TWIN - TTL 52 - TTL 66

STATIC

AXIAL SINGLE BORING BAR HOLDER H=75mm SPLIT

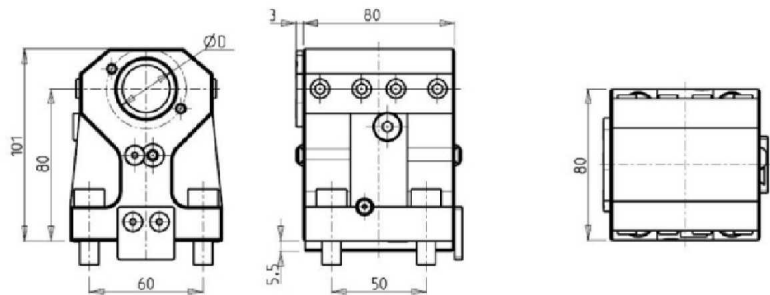


PartNumber	Description	Reversible	Cool Thru	Ext Cool	D	L
NKM0113211	Axial Single BBH 1 1/4"	X	X	X	1 1/4"	107
NKM0114030	Axial Single BBH 1 1/2"	X	X	X	1 1/2"	111
NKM0113201	Axial Single BBH 32mm	X	X	X	32	107
NKM0114010	Axial Single BBH 40mm	X	X	X	40	111
KIT1004001	Plug for 32mm or 1-1/4" BBH to Make Cool Thru					
KIT1004021	Plug for 1-1/2" BBH to Make Cool Thru					
KIT1004018	Plug for 40mm BBH to Make Cool Thru					

TX52 Y3/Y2 QUATTRO/Y2 TWIN - TX66 Y3/Y2 QUATTRO/Y2 TWIN - TTL 52 - TTL 66 - TA15-20-25-30M/Y/MS/MY/YS 15 ST.

STATIC

AXIAL SINGLE BORING BAR HOLDER H=80mm

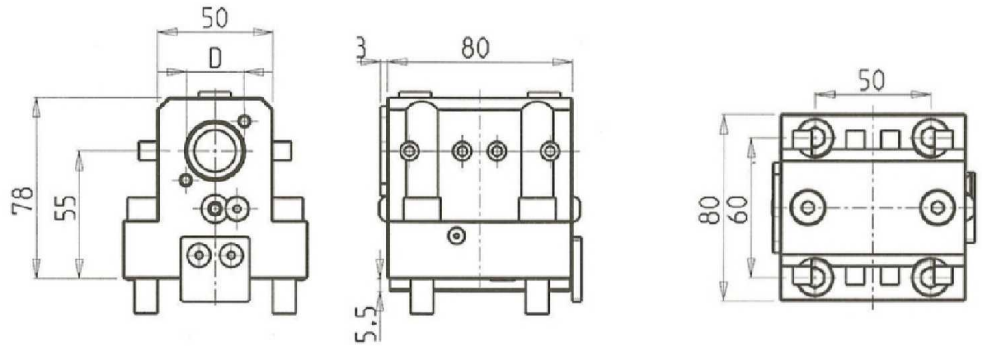



PartNumber	Description	# of Tools	Reversible	Cool Thru	Ext Cool	Dimensions	D
NKM0113240	Axial Single BBH 32mm	1	X	X	X	mm	32
KIT1000001	Plug for 32mm or 1-1/4" BBH to Make Cool Thru						

TX52 Y3/Y2 QUATTRO/Y2 TWIN - TX66 Y3/Y2 QUATTRO/Y2 TWIN - TTL 52 - TTL 66 - TA15-20-25-30M/Y/MS/MY/YS 15 ST.

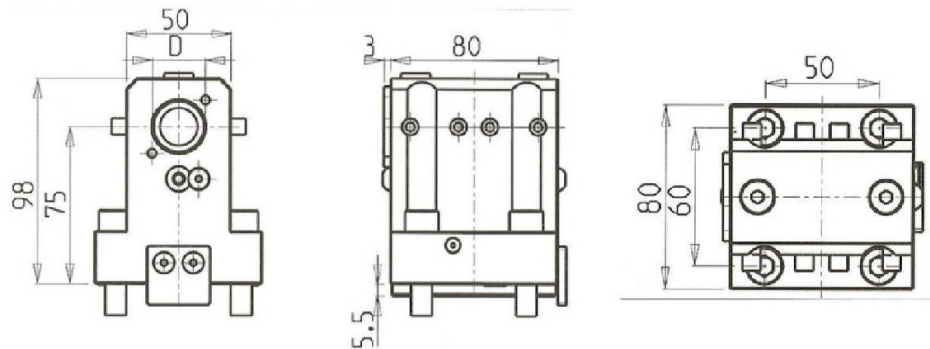

STATIC

AXIAL SINGLE BORING BAR HOLDER H=55mm



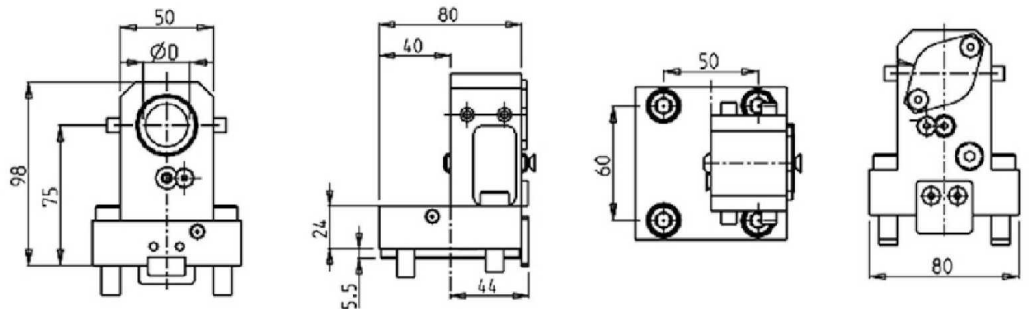
PartNumber	Description	# of Tools	Reversible	Cool Thru	Ext Cool	Dimensions	D
NKM0112510	Axial Single BBH 1"	1	X	X	X	Inch	1"
NKM0112500	Axial Single BBH 25mm	1	X	X	X	mm	25
KIT1000006	Plug for 25mm or 1" BBH to Make Cool Thru						

AXIAL SINGLE BORING BAR HOLDER H=75mm



PartNumber	Description	# of Tools	Reversible	Cool Thru	Ext Cool	Dimensions	D
NKM0112530	Axial Single BBH 1"	1	X	X	X	Inch	1"
NKM0112520	Axial Single BBH 25mm	1	X	X	X	mm	25
KIT1000006	Plug for 25mm or 1" BBH to Make Cool Thru						

AXIAL SINGLE REAR SET BORING BAR HOLDER H=75mm

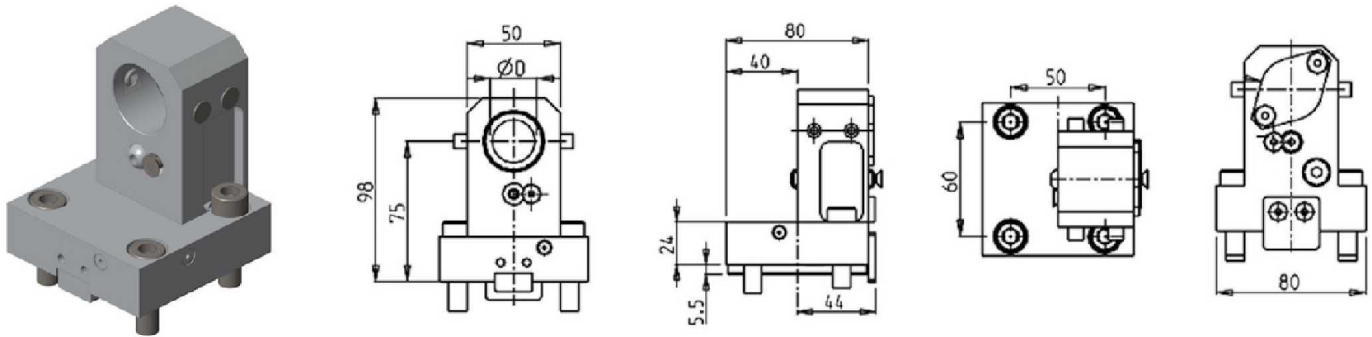


PartNumber	Description	# of Tools	Reversible	Cool Thru	Ext Cool	Dimensions	D
NKM1363200	Axial Rear Set BBH 32mm	1	X	X	X	mm	32
KIT1000001	Plug for 32mm or 1-1/4" BBH to Make Cool Thru						

TX52 Y3/Y2 QUATTRO/Y2 TWIN - TX66 Y3/Y2 QUATTRO/Y2 TWIN - TTL 52 - TTL 66 - TA15-20-25-30M/Y/MS/MY/YS 15 ST.

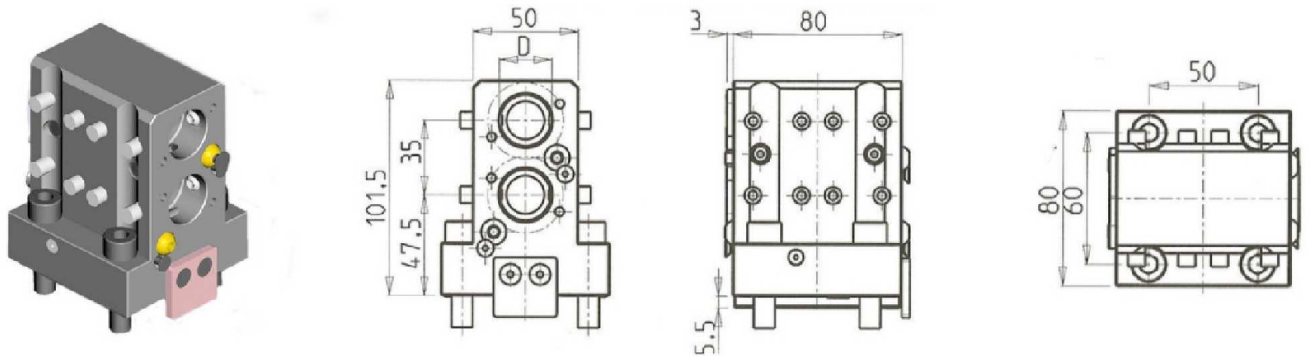
STATIC

AXIAL SINGLE REAR SET BORING BAR HOLDER H=75mm



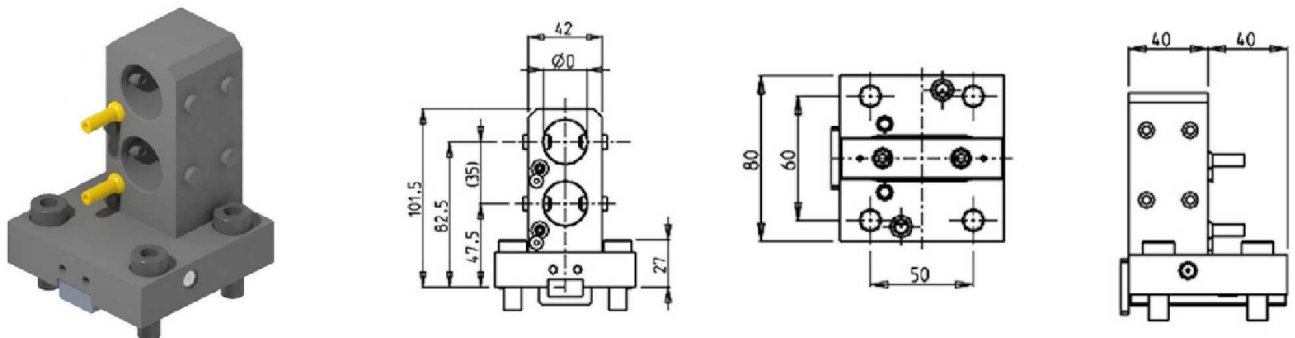
PartNumber	Description	# of Tools	Reversible	Cool Thru	Ext Cool	Dimensions	D
NKM1362500	Axial Rear Set BBH 25mm	1	X	X	X	mm	25
KIT1000006	Plug for 25mm or 1" BBH to Make Cool Thru						

AXIAL 2 POSITION BORING BAR HOLDER



PartNumber	Description	# of Tools	Reversible	Cool Thru	Ext Cool	Dimensions	D
NKM0142510	Axial Double BBH 1"	2	X	X	X	Inch	1"
NKM0142500	Axial Double BBH 25mm	2	X	X	X	mm	25
KIT1000006	Plug for 25mm or 1" BBH to Make Cool Thru						

AXIAL REAR SET DOUBLE BORING BAR HOLDER

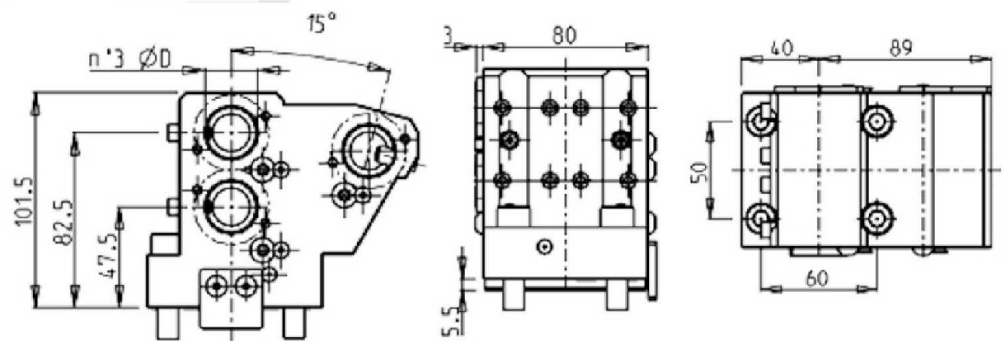



PartNumber	Description	# of Tools	Reversible	Cool Thru	Ext Cool	Dimensions	D
NKM2262500	Axial Rear Set Double BBH Ø25mm	2	X	X	X	mm	25
KIT1000038	Plug for 25mm BBH to Make Cool Thru						

TX52 Y3/Y2 QUATTRO/Y2 TWIN - TX66 Y3/Y2 QUATTRO/Y2 TWIN - TTL 52 - TTL 66

STATIC

AXIAL 3 POSITION BORING BAR HOLDER

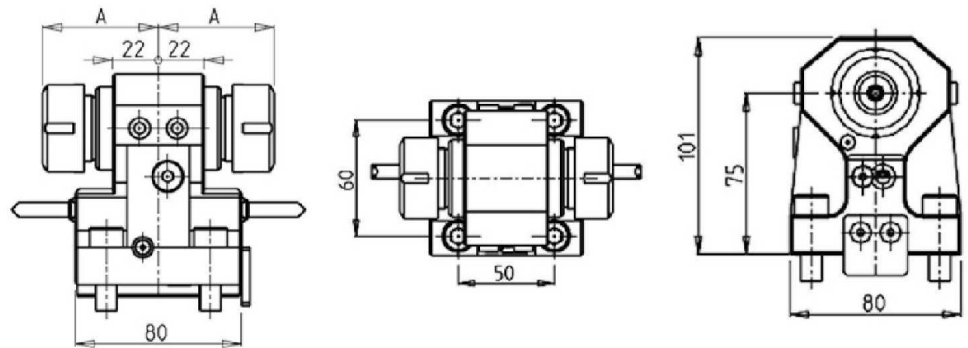



PartNumber	Description	# of Tools	Cool Thru	Ext Cool	Dimensions	D
NKM0212540	Axial 3 Position BBH 1"	3	X	X	Inch	1"
NKM0211000	Axial 3 Position BBH 25mm	3	X	X	mm	25
KIT1000006	Plug for 25mm or 1" BBH to Make Cool Thru					

TX52 Y3/Y2 QUATTRO/Y2 TWIN - TX66 Y3/Y2 QUATTRO/Y2 TWIN - TTL 52 - TTL 66 - TA15-20-25-30M/Y/MS/MY/YS 15 ST.

STATIC

AXIAL DOUBLE COLLET CHUCK HOLDER H=75mm

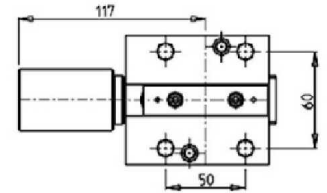
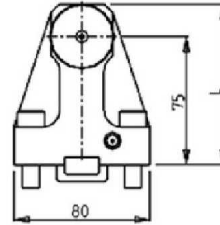
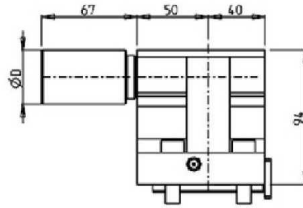


PartNumber	Description	# of Tools	Spindle	Reversible	Cool Thru	Ext Cool	A
NKM1452525	Axial Double Collet Chuck ER25+ER25	2	ER25+ER25	X	X	X	55.7
NKM1453232	Axial Double Collet Chuck ER32+ER32	2	ER32+ER32	X	X	X	69.7

TX52 Y3/Y2 QUATTRO/Y2 TWIN - TX66 Y3/Y2 QUATTRO/Y2 TWIN - TTL 52 - TTL 66 - TA15-20-25-30M/Y/MS/MY/YS 15 ST.

STATIC

TAILSTOCK FOR SUBSPINDLE

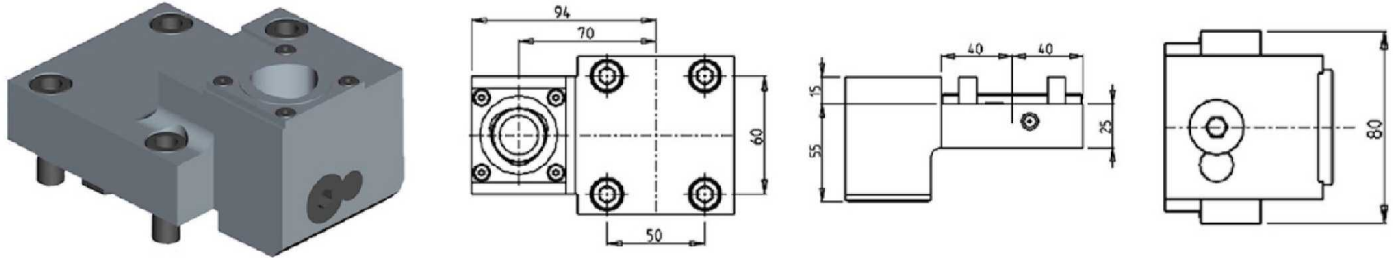


PartNumber	Description	# of Tools	D	L
NKM2230100L	Tailstock for Subspindle 2"	1	2"	100.4
NKM2230100	Tailstock for Subspindle Ø38mm	1	38	94
080003	Removable Tailstock Center (Head)			

TX52 Y3/Y2 QUATTRO/Y2 TWIN - TX66 Y3/Y2 QUATTRO/Y2 TWIN - TTL 52 - TTL 66 - TA15-20-25-30M/Y/MS/MY/YS 15 ST.

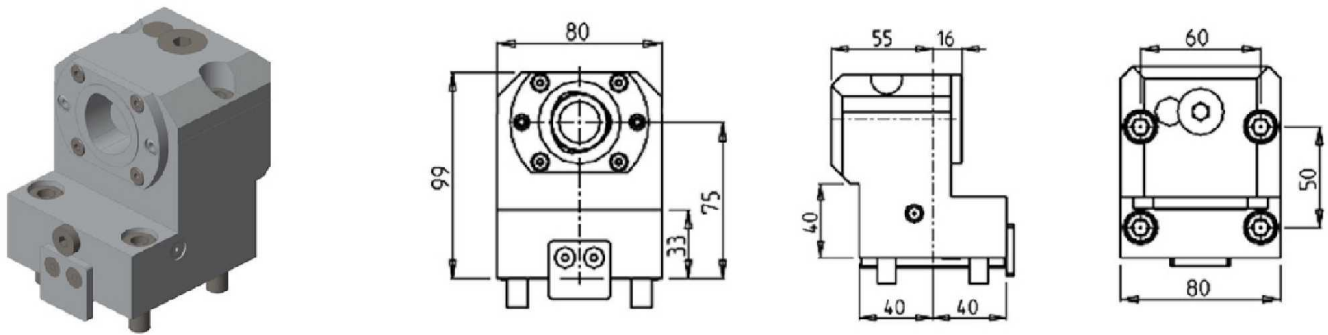
CAPTO STATIC

RADIAL SINGLE REAR SET STATIC TOOL CAPTO C4



PartNumber	Description	Cool Thru	Reversible	Size
NKM1514010	Radial Single Rear-Set Capto C4 Right Hand	X	X	C4
NKM1514010LC	Radial Single Rear-Set Capto C4 Left Hand	X	X	C4

AXIAL REAR SET BORING STATIC TOOL CAPTO C4

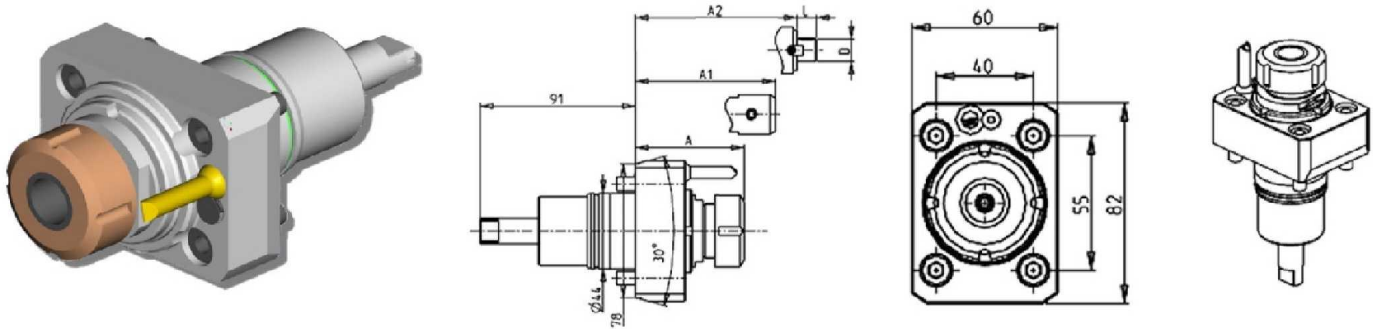


PartNumber	Description	Cool Thru	Reversible	Size
NKM1524010	Axial Rear Set Boring Single Static C4 Right Hand	X	X	C4
NKM1524010LC	Axial Rear Set Boring Single Static C4 Left Hand	X	X	C4

TTS 38 - TTS 46 - TTS 52 - TTS 66

DRIVEN

RADIAL REINFORCED DRIVEN TOOL

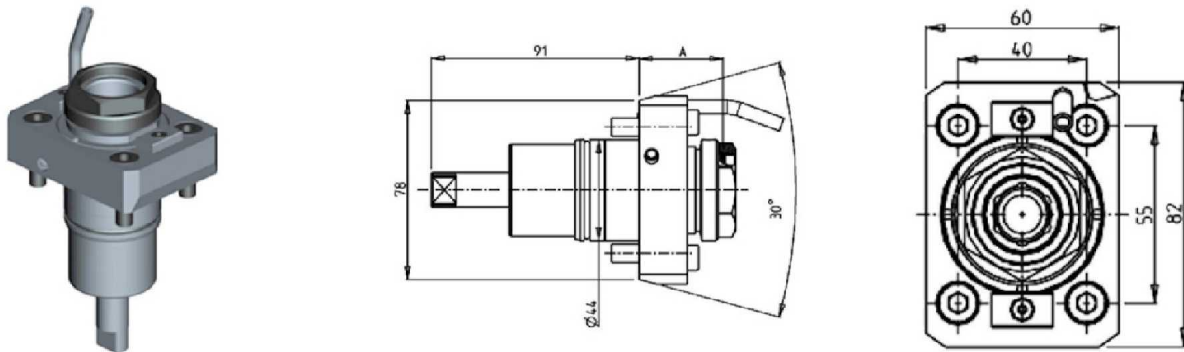


PartNumber	Description	Spindle	I	RPM	Cool Thru	Ext Cool	A	A1	A2	D	L
NKM1790320	Radial Reinforced ERA20	ERA20	1:1	6000		X	50.7				
NKM1790420	Radial Reinforced ERA20 Cool Thru*	ERA20	1:1	6000	X	X	58				
NKM1790125	Radial Reinforced ER25	ER25	1:1	6000		X	62.66				
NKM1790225	Radial Reinforced ER25 Cool Thru*	ER25	1:1	6000	X	X	69.66				
NKM1790516	Radial Reinforced Mill Head Ø16x17	16x17	1:1	6000		X			42.5	16	17
NKM0690316	Radial Reinforced Weldon 16	Weldon 16	1:1	6000		X			50		

* Coolant Thru tools are designed for 1000 psi.
They require 5 Micron Filtration and **CANNOT** be run dry.

QUICK CHANGE RADIAL MTSK DRIVEN TOOL

See Accessories for MTSK Adaptors



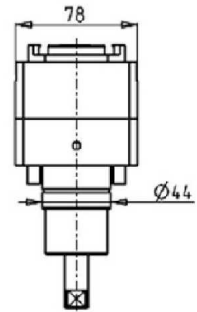
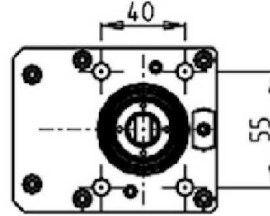
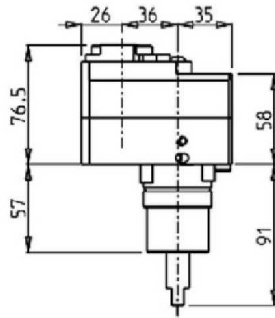

PartNumber	Description	Spindle	I	RPM	Cool Thru	Ext Cool	A
NKM1190132	Radial MTSK-32 Driven Tool	MTSK-32	1:1	6000		X	36.7
NKM1190232	Radial MTSK-32 Driven Tool Cool Thru*	MTSK-32	1:1	6000	X	X	44.7

*Coolant Thru tools are designed for 400 psi MAX.
They require 5 Micron Filtration and **CANNOT** be run dry.

TTS 38 - TTS 46 - TTS 52 - TTS 66

DRIVEN

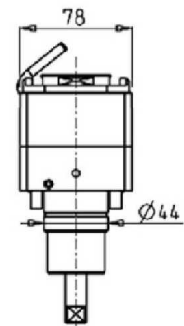
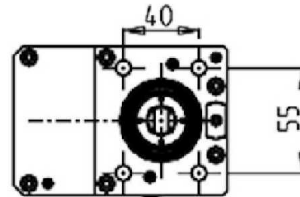
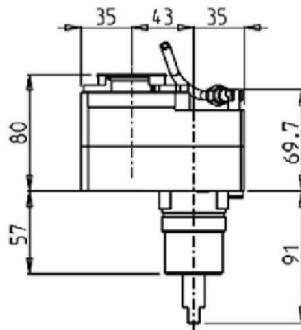
RADIAL DRIVEN TOOL REDIRECTED IN Z BY 36mm



PartNumber	Description	Spindle	I	RPM	Reversible	Cool Thru	Ext Cool
NKM1690316	Radial Redirected in Z ERA16	ERA16	1:1	6000	X		X
NKM1690416	Radial Redirected in Z ERA16 Cool Thru*	ERA16	1:1	6000	X	X	X

* Coolant Thru tools are designed for 1000 psi.
They require 5 Micron Filtration and **CANNOT** be run dry.

RADIAL GEARED-DOWN 2:1 DRIVEN TOOL REDIRECTED IN Z BY 43mm



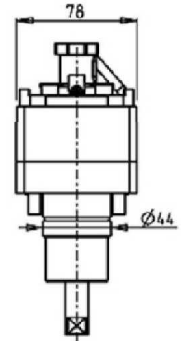
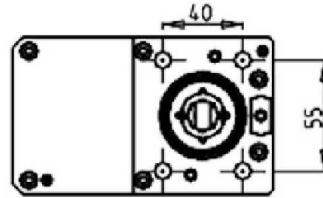
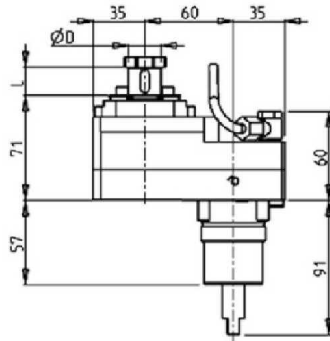

PartNumber	Description	Spindle	I	RPM	Reversible	Cool Thru	Ext Cool
NKM1580325	Radial Geared-Down Redirected ERA25	ERA25	2:1	3000	X		X
NKM1580425	Radial Geared-Down Redirected ERA25 Cool Thru*	ERA25	2:1	3000	X	X	X

* Coolant Thru tools are designed for 1000 psi.
They require 5 Micron Filtration and **CANNOT** be run dry.

TTS 38 - TTS 46 - TTS 52 - TTS 66

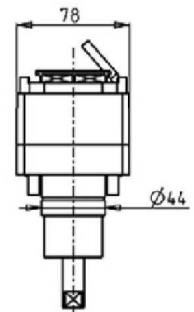
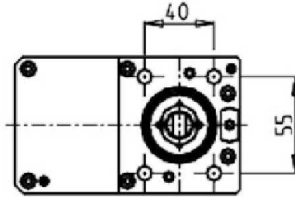
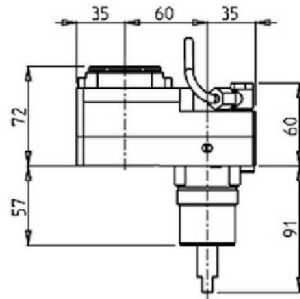
DRIVEN

RADIAL GEARED-DOWN 2:1 DRIVEN TOOL REDIRECTED IN Z BY 60mm



PartNumber	Description	Spindle	I	RPM	Reversible	Ext Cool	D	L
NKM1641617	Radial Geared-Down Redirected Ø16x17	Ø16x17	2:1	3000	X	X	16	17
NKM1642219	Radial Geared-Down Redirected Ø22x19	Ø22x19	2:1	3000	X	X	22	19

RADIAL GEARED-DOWN 3:1 DRIVEN TOOL REDIRECTED IN Z BY 60mm

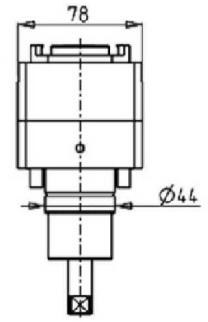
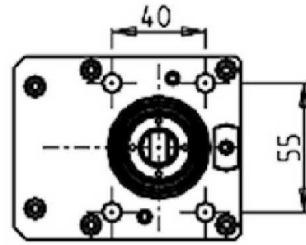
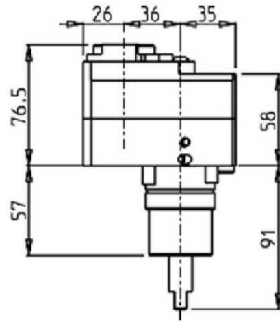



PartNumber	Description	Spindle	I	RPM	Reversible	Ext Cool
NKM1530325	Radial Geared-Down Redirected ERA25	ERA25	3:1	2000	X	X

TTS 38 - TTS 46 - TTS 52 - TTS 66

DRIVEN

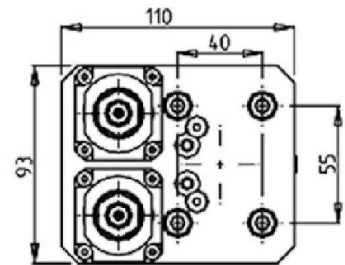
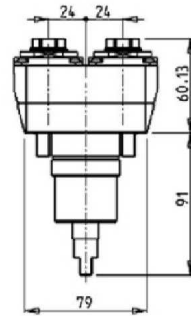
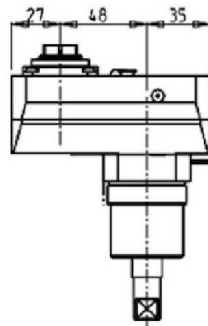

RADIAL GEARED-UP 1:2 DRIVEN TOOL REDIRECTED IN Z BY 36mm



PartNumber	Description	Spindle	I	RPM	Reversible	Cool Thru	Ext Cool
NKM1691316	Radial Geared-Up Redirected ERA16	ERA16	1:2	12000	X		X
NKM1691416	Radial Geared-Up Redirected ERA16 Cool Thru*	ERA16	1:2	12000	X	X	X

* Coolant Thru tools are designed for 1000 psi.
They require 5 Micron Filtration and **CANNOT** be run dry.

RADIAL SINGLE SIDE TWIN HEAD DRIVEN TOOL IN Y

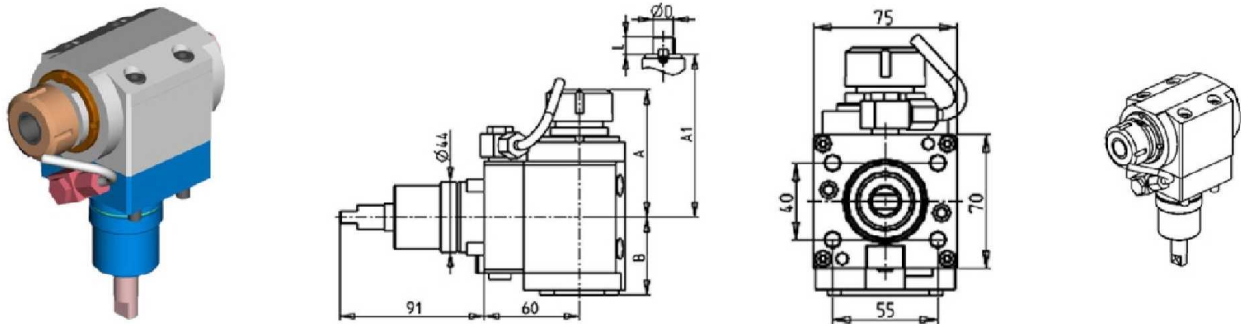


PartNumber	Description	Spindle	I	RPM	Ext Cool
NKM0190216	Radial Single Side Twin ERA16	ERA16	1:1	6000	X

TTS 38 - TTS 46 - TTS 52 - TTS 66

DRIVEN

AXIAL DRIVEN TOOL H=60mm

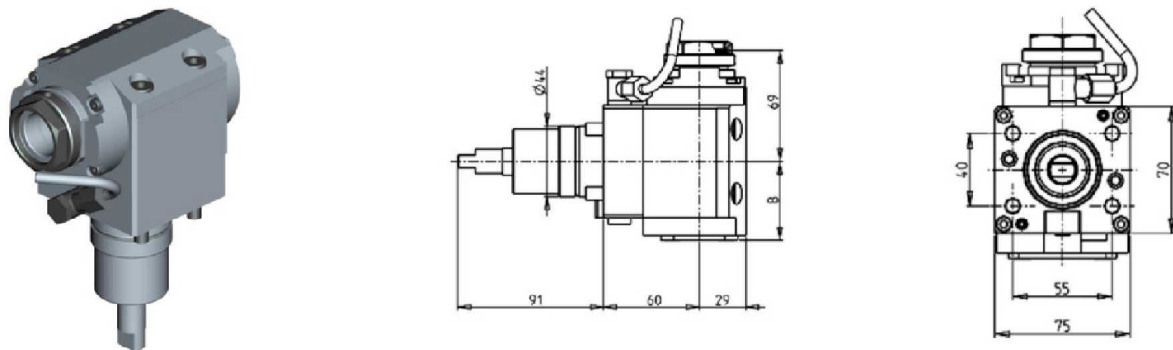


PartNumber	Description	Spindle	I	RPM	Reversible	Cool Thru	Ext Cool	A	A1	B	D	L
NKM0240520	Axial Driven Tool ERA20	ERA20	1:1	6000	X		X	69.23		49		
NKM0240620	Axial Driven Tool ERA20 Cool Thru*	ERA20	1:1	6000	X	X	X	69.23		59		
NKM0240125	Axial Driven Tool ER25	ER25	1:1	6000	X		X	82.16		49		
NKM0240225	Axial Driven Tool ER25 Cool Thru*	ER25	1:1	6000	X	X	X	82.16		59		
NKM0241617	Axial Mill Head Ø16x17	Ø16x17	1:1	6000	X		X			63	49	16 17
NKM0242219	Axial Mill Head Ø22x19	Ø22x19	1:1	6000	X		X			63	49	22 19

* Coolant Thru tools are designed for 1000 psi.
They require 5 Micron Filtration and **CANNOT** be run dry.

QUICK CHANGE AXIAL MTSK DRIVEN TOOL H=60mm

See Accessories for MTSK Adaptors



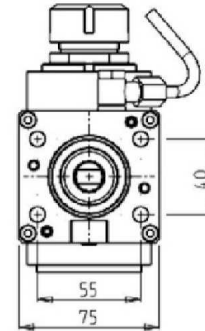
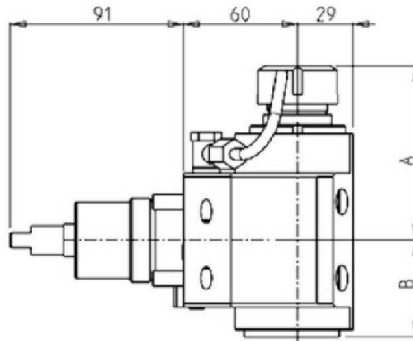
PartNumber	Description	Spindle	I	RPM	Reversible	Cool Thru	Ext Cool	B
NKM1200132	Axial MTSK-32 Driven Tool	MTSK-32	1:1	6000	X		X	49
NKM1200232	Axial MTSK-32 Driven Tool Cool Thru*	MTSK-32	1:1	6000	X	X	X	59

* Coolant Thru tools are designed for 1000 psi.
They require 5 Micron Filtration and **CANNOT** be run dry.

TTS 38 - TTS 46 - TTS 52 - TTS 66

DRIVEN

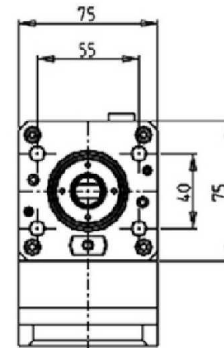
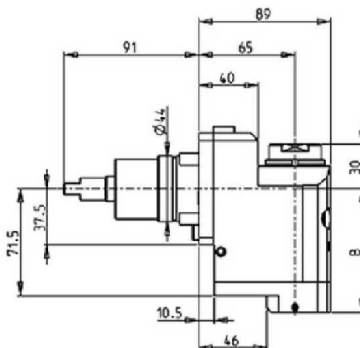

AXIAL GEARED-UP 1:2 DRIVEN TOOL



PartNumber	Description	Spindle	I	RPM	Reversible	Cool Thru	Ext Cool	A	B
NKM0710111	Axial Geared-Up 1:2 ER11	ER11	1:2	12000	X		X	83.6	50.5
NKM0710211	Axial Geared-Up 1:2 ER11 Cool Thru*	ER11	1:2	12000	X	X	X	83.6	60.5
NKM0710320	Axial Geared-Up 1:2 ERA20	ERA20	1:2	12000	X		X	72.5	50.5
NKM0710420	Axial Geared-Up 1:2 ERA20 Cool Thru*	ERA20	1:2	12000	X	X	X	72.5	60.5
NKM0710120	Axial Geared-Up 1:2 ER20	ER20	1:2	12000	X		X	92.16	50.5
NKM0710220	Axial Geared-Up 1:2 ER20 Cool Thru*	ER20	1:2	12000	X	X	X	92.16	60.5
NKM0710125	Axial Geared-Up 1:2 ER25	ER25	1:2	12000	X		X	91.16	50.5
NKM0710225	Axial Geared-Up 1:2 ER25 Cool Thru*	ER25	1:2	12000	X	X	X	91.16	60.5

* Coolant Thru tools are designed for 1000 psi. They require 5 Micron Filtration and **CANNOT** be run dry.

AXIAL GEARED-UP 1:3 REAR-SET DRIVEN TOOL H=65mm



PartNumber	Description	Spindle	I	RPM	Reversible	Cool Thru	Ext Cool	B
NKM1650316	Axial Geared-Up 1:3 Rear Set ERA16	ERA16	1:3	18000	X		X	70.5
NKM1650416	Axial Geared-Up 1:3 Rear Set ERA16 Cool Thru*	ERA16	1:3	18000	X	X	X	83

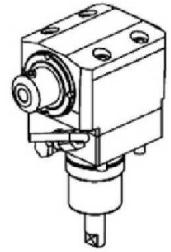
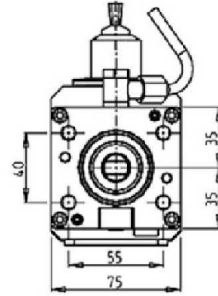
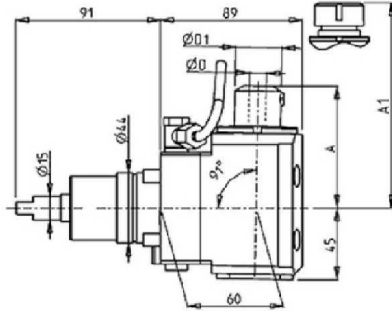

*Coolant Thru tools are designed for 400 psi MAX. They require 5 Micron Filtration and **CANNOT** be run dry.

TTS 38 - TTS 46 - TTS 52 - TTS 66

DRIVEN

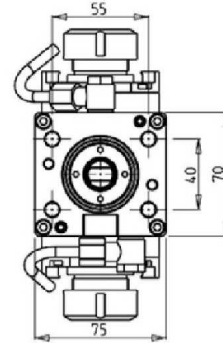
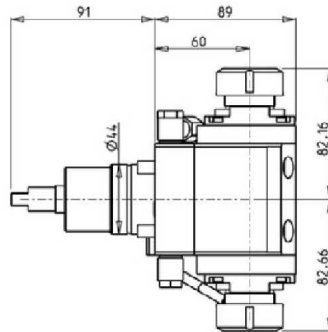
AXIAL DRIVEN TOOL FOR INTERNAL POLYGON-MAKING H=60mm

See Accessories for Mill Heads



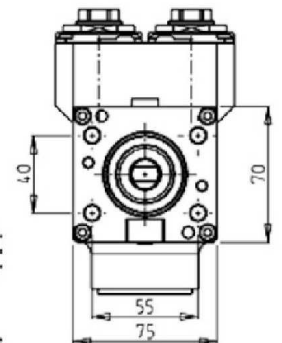
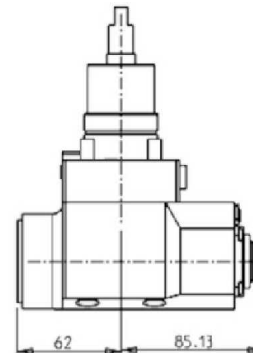
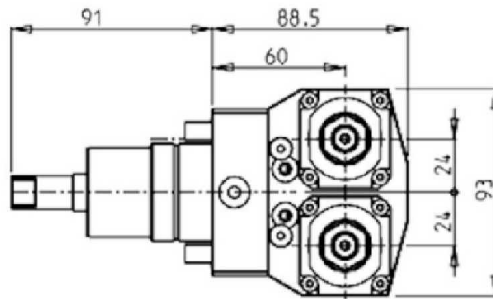

PartNumber	Description	Spindle	I	RPM	Reversible	Ext Cool	A	A1	D	D1
NKM1469125	Axial for Internal Polygon-making ER25	ER25	1:1	6000	X	X		82.4		
NKM1469108	Axial for Internal Polygon-making Weldon 8	Weldon 8	1:1	6000	X	X	76.5		8	29
NKM1469110	Axial for Internal Polygon-making Weldon 10	Weldon 10	1:1	6000	X	X	76.5		10	29
NKM1469112	Axial for Internal Polygon-making Weldon 12	Weldon 12	1:1	6000	X	X	76.5		12	29
NKM1469116	Axial for Internal Polygon-making Weldon 16	Weldon 16	1:1	6000	X	X	73.5		16	32

AXIAL OPPOSITE FACE TWIN DRIVEN TOOL H=60mm



PartNumber	Description	Spindle	I	RPM	Reversible	Ext Cool
NKM1820225	Axial Opposite Face ER25+ER25	ER25+ER25	1:1	6000	X	X

AXIAL SINGLE SIDE TWIN HEAD DRIVEN TOOL IN Y H=60mm

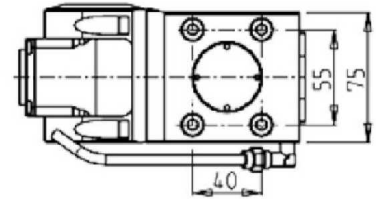
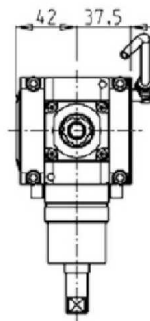
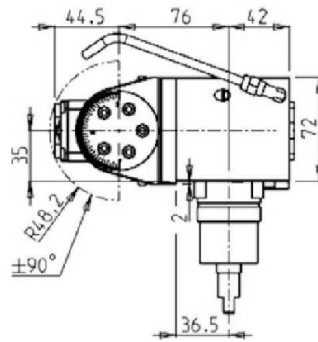


PartNumber	Description	Spindle	I	RPM	Reversible	Ext Cool
NKM0200216	Axial Single Side Twin ERA16	ERA16	1:1	6000	X	X

TTS 38 - TTS 46 - TTS 52 - TTS 66

DRIVEN

0-180° ADJUSTABLE ANGLE DRIVEN TOOL H=35mm



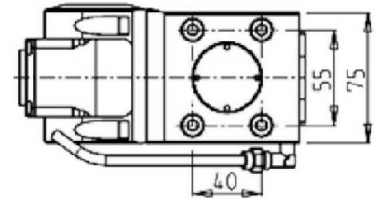
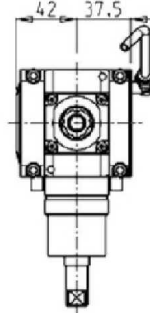
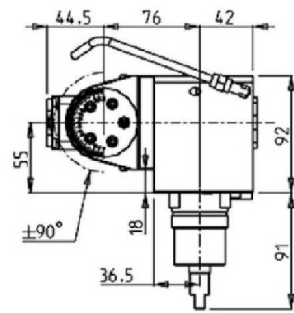
PartNumber	Description	Spindle	I	RPM	Reversible	Cool Thru	Ext Cool
NKM0670316	0-180° Adj. Angle ERA16	ERA16	1:1	6000	X		X
NKM0670416	0-180° Adj. Angle ERA16 Cool Thru*	ERA16	1:1	6000	X	X	X

* Coolant Thru tools are designed for 1000 psi. They require 5 Micron Filtration and **CANNOT** be run dry.

Note :

Wrenches are provided with the purchase of Specialty Toolholders

0-180° ADJUSTABLE ANGLE DRIVEN TOOL H=55mm



PartNumber	Description	Spindle	I	RPM	Reversible	Cool Thru	Ext Cool
NKM0671316	0-180° Adj. Angle ERA16	ERA16	1:1	6000	X		X
NKM0671416	0-180° Adj. Angle ERA16 Cool Thru*	ERA16	1:1	6000	X	X	X

* Coolant Thru tools are designed for 1000 psi. They require 5 Micron Filtration and **CANNOT** be run dry.

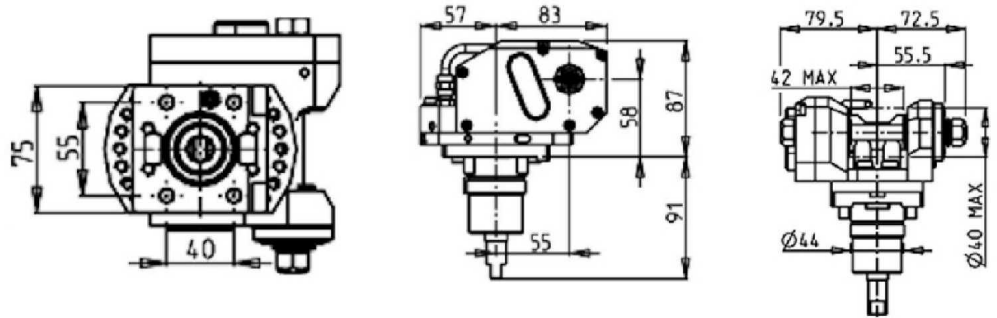

Note :

Wrenches are provided with the purchase of Specialty Toolholders

TTS 38 - TTS 46 - TTS 52 - TTS 66

DRIVEN

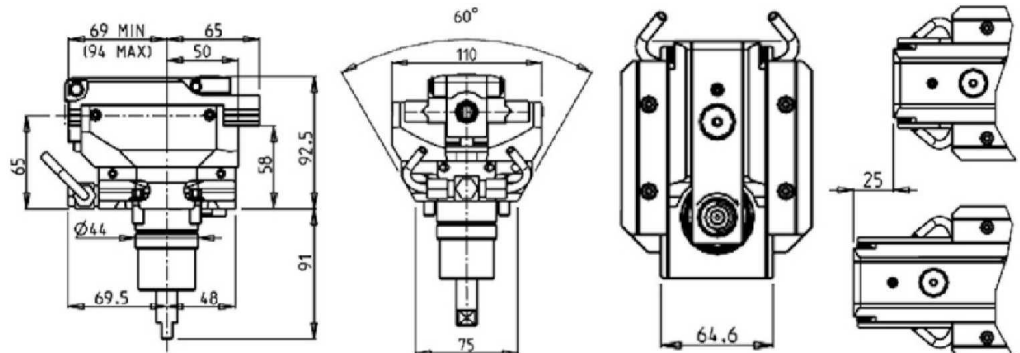

DRIVEN GEAR HOBBER



PartNumber	Description	I	MAX RPM	Ext Cool	D (mm)
NKM1071108	Driven Gear Hobb 1:1 Ø8mm	1:1	6000	X	8
NKM1071110	Driven Gear Hobb 1:1 Ø10mm	1:1	6000	X	10
NKM1071113	Driven Gear Hobb 1:1 Ø13mm	1:1	6000	X	13
NKM1071116	Driven Gear Hobb 1:1 Ø16mm	1:1	6000	X	16
NKM1071155	Driven Gear Hobb 1:1 1/2"	1:1	6000	X	1/2"
NKM1072108	Driven Gear Hobb 2:1 Geared-Down Ø8mm	1:1	3000	X	8
NKM1072110	Driven Gear Hobb 2:1 Geared-Down Ø10mm	1:1	3000	X	10
NKM1072113	Driven Gear Hobb 2:1 Geared-Down Ø13mm	1:1	3000	X	13
NKM1072116	Driven Gear Hobb 2:1 Geared-Down Ø16mm	1:1	3000	X	16
NKM1072155	Driven Gear Hobb 2:1 Geared-Down 1/2"	1:1	3000	X	1/2"

Note : Wrenches are provided with the purchase of Specialty Toolholders

BROACHING/SLOTING DRIVEN TOOL 25mm STROKE H=65mm

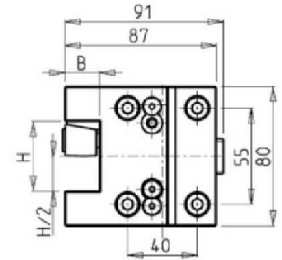
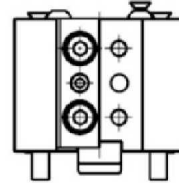
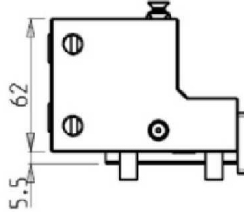



PartNumber	Description	I	MAX RPM	Reversible	Ext Cool
NKM1210200	Broaching/Slotting Driven Tool 25mm Stroke	4:1	2400	X	X

TTS 38 - TTS 46 - TTS 52 - TTS 66

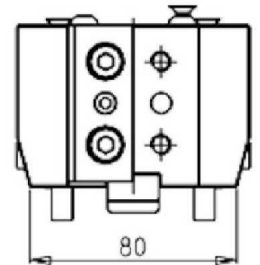
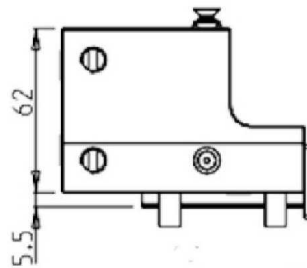
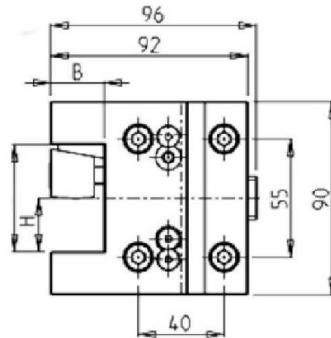

STATIC

RADIAL SINGLE STATIC TOOL



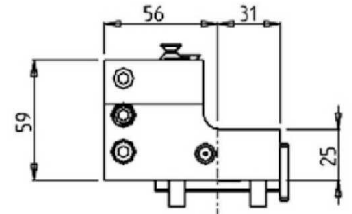
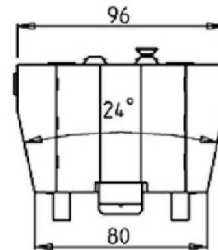
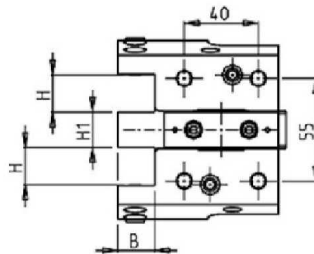
PartNumber	Description	# of Tools	Reversible	Cool Thru	Ext Cool	Dimensions	B	H
NKM0162020	Radial Single Static Tool 3/4"	1	X		X	Inch	3/4"	3/4"
NKM0162010	Radial Single Static Tool Ø20mm	1	X		X	mm	20	20
NKM0162050	Radial Single Static Tool Ø20mm Cool Thru*	1	X	X	X	mm	20	20

RADIAL SINGLE STATIC TOOL



PartNumber	Description	# of Tools	Reversible	Dimensions	B	H
NKM0162510	Radial Single Static Tool Ø25mm	1	X	mm	25	25

RADIAL SINGLE SIDE TWIN STATIC TOOL

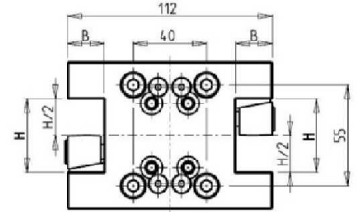
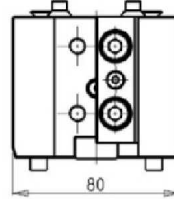
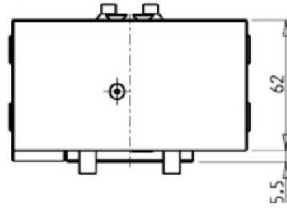



PartNumber	Description	Reversible	Dimensions	B	H	H1
NKM1972000	Radial Single Side Twin Static Tool Ø20mm	X	mm	20	20	19

TTS 38 - TTS 46 - TTS 52 - TTS 66

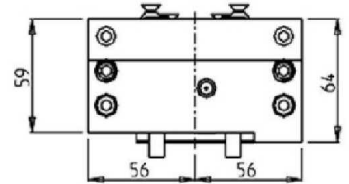
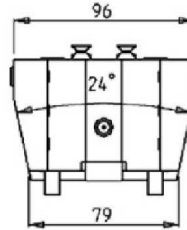
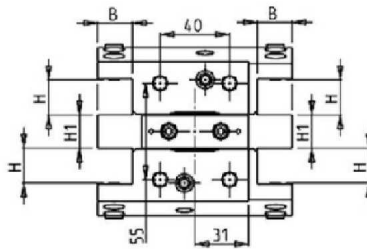
STATIC

RADIAL DOUBLE STATIC TOOL



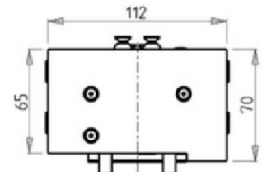
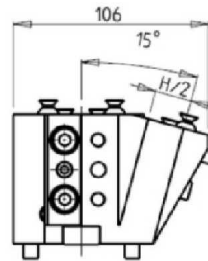
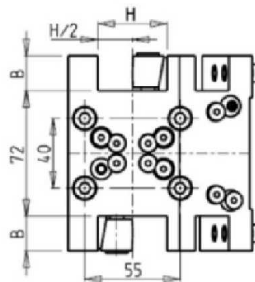

PartNumber	Description	# of Tools	Reversible	Dimensions	B	H
NKM0152010	Radial Double Static Tool Ø20mm	2	X	mm	20	20

RADIAL DOUBLE SIDE TWIN STATIC TOOL



PartNumber	Description	Reversible	Dimensions	B	H	H1
NKM1982000	Radial Double Side Twin Static Tool Ø20mm	X	mm	20	20	19

RADIAL MULTIPLE STATIC TOOL

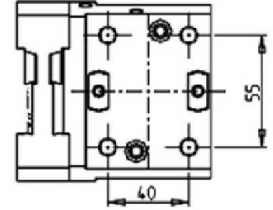
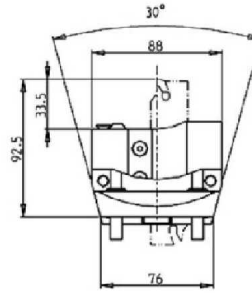
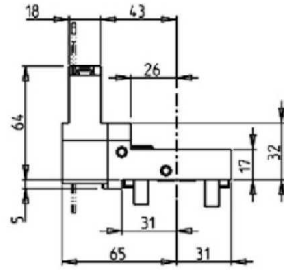



PartNumber	Description	# of Tools	Dimensions	B	H
NKM0452000	Radial Multiple Static Tool Ø20mm	4	mm	20	20

TTS 38 - TTS 46 - TTS 52 - TTS 66

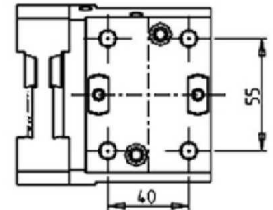
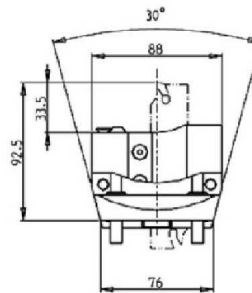
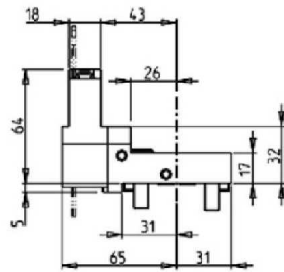

STATIC

RADIAL BLADE HOLDER WITH BLADE KIT



PartNumber	Description	# of Tools	Reversible	Ext Cool
NKM2140126	Radial Blade Holder with Blade Kit	1	X	X
BLADEKIT	Blade Kit: 1 Blade, 10 Inserts			

RADIAL BLADE HOLDER WITH INTERNAL COOLANT - BLADEKIT NOT INCLUDED

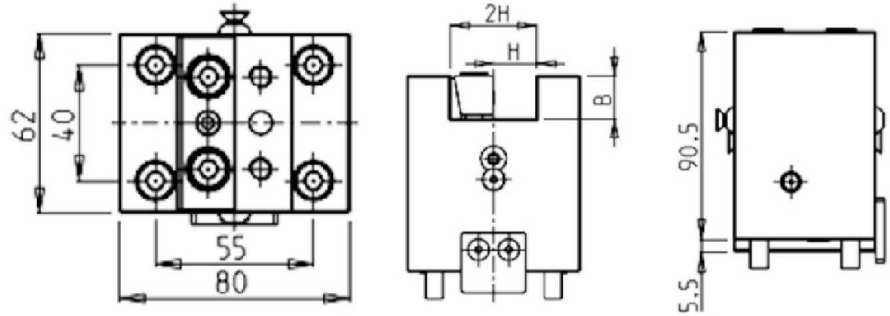


PartNumber	Description	# of Tools	Reversible	Ext Cool	Cool Thru
NKM2150226	Radial Blade Holder Cool Thru*	1	X	X	X
COOL THRU BLADEKIT	Blade Kit: 1 Blade, 10 Inserts				

TTS 38 - TTS 46 - TTS 52 - TTS 66

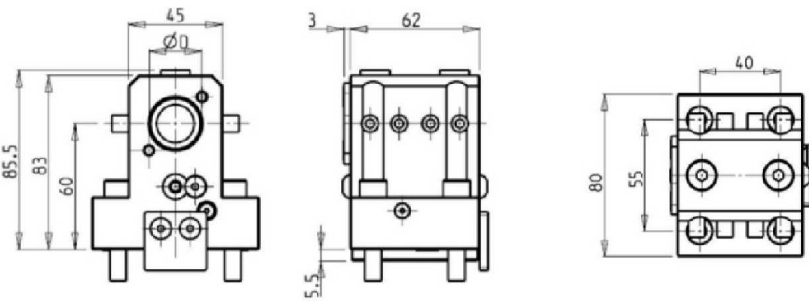
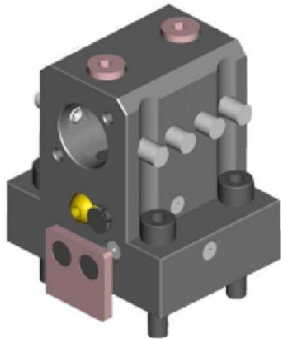
STATIC

AXIAL SINGLE STATIC TOOL



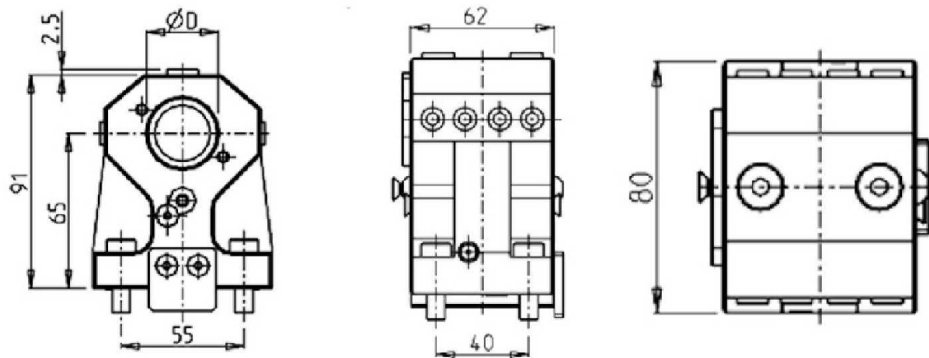

PartNumber	Description	# of Tools	Reversible	Dimensions	B	H
NKM0182010	Axial Single Static Tool Ø20mm	1	X	mm	20	20

AXIAL SINGLE BORING BAR HOLDER H=60mm



PartNumber	Description	# of Tools	Reversible	Cool Thru	Ext Cool	Dimensions	D
NKM0112540	Axial Single BBH Ø25mm	1	X	X	X	mm	25
KIT1000006	Plug for 25mm or 1" BBH to Make Cool Thru						

AXIAL SINGLE BORING BAR HOLDER H=65mm

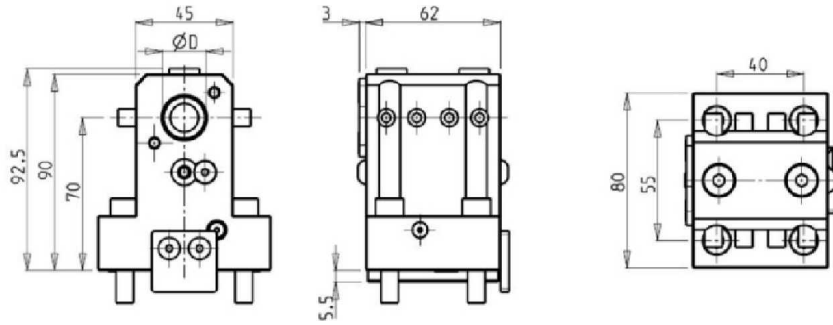



PartNumber	Description	# of Tools	Reversible	Cool Thru	Ext Cool	Dimensions	D
NKM1993175	Axial Single BBH 1-1/4"	1	X	X	X	Inch	1-1/4"
NKM1993200	Axial Single BBH Ø32mm	1	X	X	X	mm	32
KIT1000001	Plug for 32mm or 1-1/4" BBH to Make Cool Thru						

TTS 38 - TTS 46 - TTS 52 - TTS 66

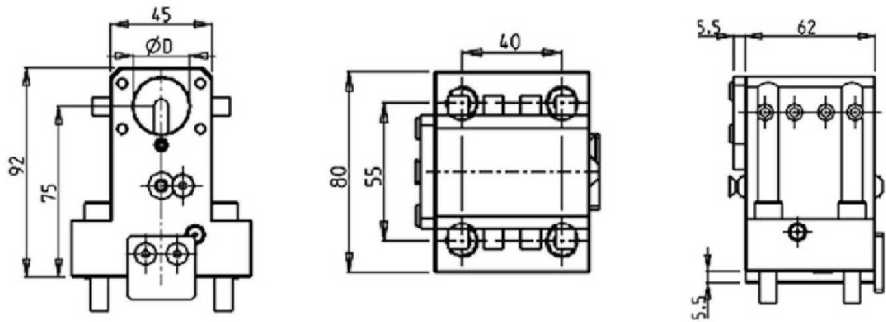

STATIC

AXIAL SINGLE BORING BAR HOLDER H=70mm



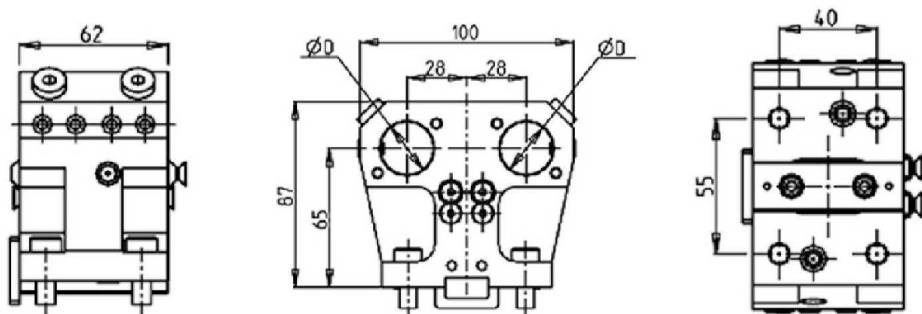

PartNumber	Description	# of Tools	Reversible	Cool Thru	Ext Cool	Dimensions	D
NKM0112550	Axial Single BBH Ø20mm	1	X	X	X	mm	20
KIT1000015	Plug for 20mm BBH to Make Cool Thru						

AXIAL SINGLE BORING BAR HOLDER H=75mm



PartNumber	Description	# of Tools	Reversible	Cool Thru	Ext Cool	Dimensions	D
NKM0112570	Axial Single BBH 1"	1	X	X	X	1mch	1"
NKM0112560	Axial Single BBH Ø25mm	1	X	X	X	mm	25
KIT1000017	Plug for 25mm or 1" BBH to Make Cool Thru						

AXIAL DOUBLE BORING BAR HOLDER 2 POSITIONS IN Y H=65mm

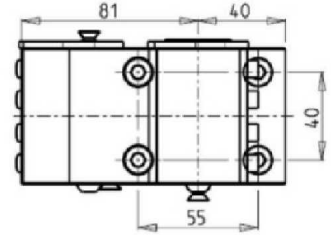
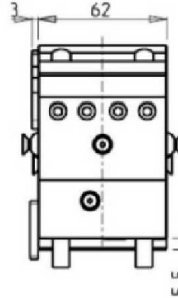
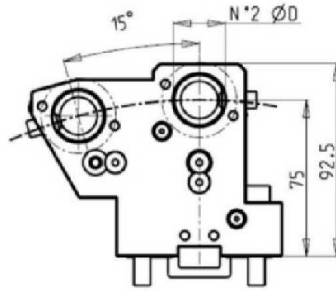



PartNumber	Description	Reversible	Cool Thru	Ext Cool	Dimensions	D
NKM2002500	Axial Double BBH 2 Positions in Y Ø25mm	X	X	X	mm	25
KIT1000006	Plug for 25mm or 1" BBH to Make Cool Thru					

TTS 38 - TTS 46 - TTS 52 - TTS 66

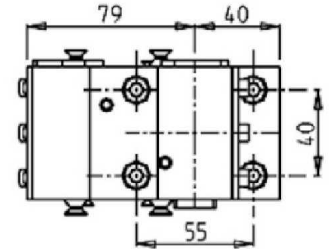
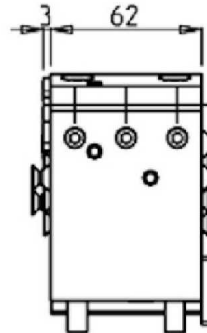
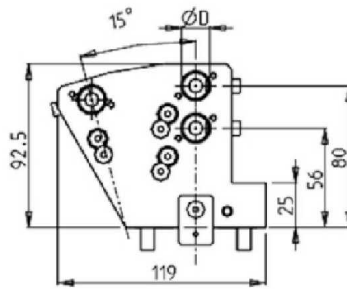
STATIC

AXIAL 2 POSITION UPRIGHT BORING BAR HOLDER



PartNumber	Description	# of Tools	Cool Thru	Ext Cool	Dimensions	D
NKM0462500	Axial 2 Position Upright BBH Ø25mm	2	X	X	mm	25
KIT1000006	Plug for 25mm or 1" BBH to Make Cool Thru					

AXIAL 3 POSITION UPRIGHT BORING BAR HOLDER

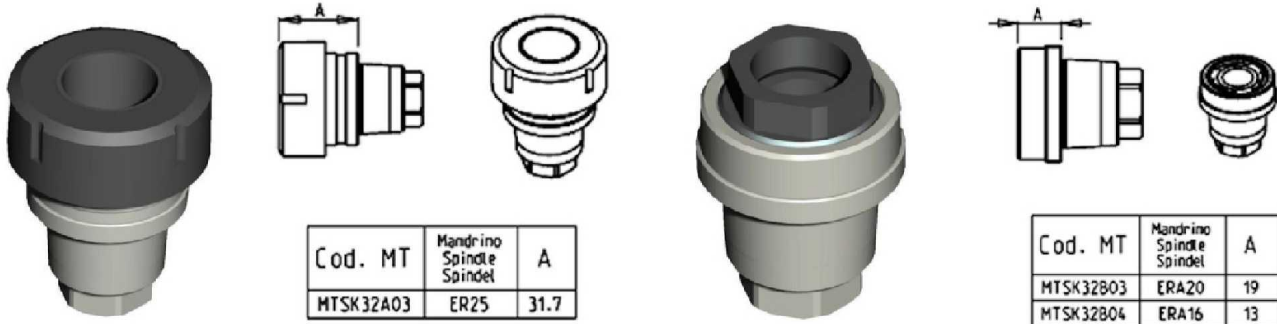


PartNumber	Description	# of Tools	Cool Thru	Ext Cool	Dimensions	D
NKM1041600	Axial 3 Position Upright BBH Ø16mm	3	X	X	mm	16
KIT1000030	Plug for 16mm BBH to Make Cool Thru					

ACCESSORIES

DRIVEN

MTSK-32 ER ADAPTORS

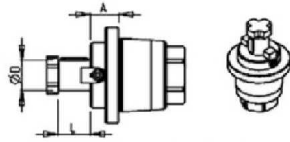


PartNumber	Description	Spindle	A
MTSK32B04	MTSK-32 Adaptor ERA16	ERA16	13
MTSK32B03	MTSK-32 Adaptor ERA20	ERA20	19
MTSK32A03	MTSK-32 Adaptor ER25	ER25	31.7

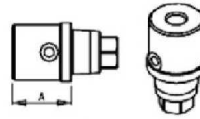
ACCESSORIES

DRIVEN

MTSK-32 MILL ADAPTORS



Cod. MT	Handrino Spindle	Misure Dimensions	A	D	L
MTSK32C02	∅16x17	mm	14	16	17



Cod. MT	Handrino Spindle	A
MTSK32D01	WELDON 6	8
MTSK32D02	WELDON 8	10
MTSK32D03	WELDON 10	32
MTSK32D04	WELDON 12	34.5

Cod. MT	Tappo di protezione
MTSK32T00	Cover Plug
	Abdeckstopfen

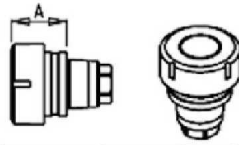


PartNumber	Description	Spindle	Dimensions	A	D	L
MTSK32C02	MTSK-32 Adaptor Mill 16x17	16x17	mm	14	16	17
MTSK32D01	MTSK-32 Adaptor Mill Weldon 6	Weldon 6		8		
MTSK32D02	MTSK-32 Adaptor Mill Weldon 8	Weldon 8		10		
MTSK32D03	MTSK-32 Adaptor Mill Weldon 10	Weldon 10		32		
MTSK32D04	MTSK-32 Adaptor Mill Weldon 12	Weldon 12		34.5		
MTSK32T00	MTSK-32 Cover Plug					

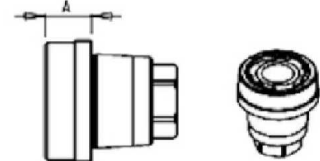
ACCESSORIES

DRIVEN

MTSK-40 ER ADAPTORS



Cod. MT	Mandrino Spindel	A
MTSK40A02	ER32	35.6
MTSK40A03	ER25	32.6
MTSK40A05	ER16	30.26
MTSK40A06	ER16	47.5
MTSK40A07	ER16	59
MTSK40A08	ER11	40
MTSK40A09	ER11	70



Cod. MT	Mandrino Spindel	A
MTSK40B02	ERA25	16
MTSK40B03	ERA20	14

PartNumber	Description	Spindle	A
MTSK40A08	MTSK-40 Adaptor ER11	ER11	40
MTSK40A09	MTSK-40 Adaptor ER11	ER11	70
MTSK40A05	MTSK-40 Adaptor ER16	ER16	30.26
MTSK40A06	MTSK-40 Adaptor ER16	ER16	47.5
MTSK40A07	MTSK-40 Adaptor ER16	ER16	59
MTSK40B03	MTSK-40 Adaptor ERA20	ERA20	14
MTSK40B02	MTSK-40 Adaptor ERA25	ERA25	16
MTSK40A03	MTSK-40 Adaptor ER25	ER25	32.6
MTSK40A02	MTSK-40 Adaptor ER32	ER32	35.6

ACCESSORIES

DRIVEN

MTSK-40 MILL ADAPTORS



Cod. MT	Material Spindle	A
MTSK40D01	WELDON 6	8
MTSK40D21	WELDON 6	27.5
MTSK40D02	WELDON 8	8
MTSK40D03	WELDON 10	9
MTSK40D04	WELDON 12	14
MTSK40D05	WELDON 16	39.5
MTSK40D07	WELDON 20	39.5
MTSK40D24	WELDON 10	33
MTSK40D25	WELDON 12	35.5

Cod. MT	Material Spindle	A
MTSK40G03	MR25	33.6

Cod. MT	Material Spindle	Material Adaptor	A	D	L
MTSK40C01	3/4"x3/4"	aluminum	15	16	17
MTSK40C02	16x17	steel	15	16	17
MTSK40C03	22x19	steel	17	22	19
MTSK40C04	27x21	steel	22	27	21

Cod. MT	Material Spindle	A
MTSK40D11	WELDON 1/4"	8
MTSK40D12	WELDON 5/16"	8
MTSK40D13	WELDON 3/8"	9
MTSK40D14	WELDON 1/2"	14

Cod. MT	Material Spindle	A
MTSK40H01	MORSE-1	29
MTSK40H02	MORSE-2	42

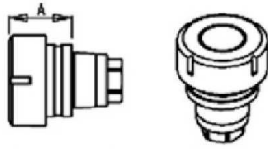
Cod. MT	Material Spindle	Material Adaptor	A	D	L
MTSK40T00	3/4"	aluminum	12	12"	6.5

PartNumber	Description	Spindle	Dimension	A	D	L
MTSK40C03	MTSK-40 Adaptor Mill 3/4"	3/4"x3/4"	Inch	15.5	3/4"	3/4"
MTSK40C02	MTSK-40 Adaptor Mill 16x17	16x17	mm	15	16	17
MTSK40C04	MTSK-40 Adaptor Mill 22x19	22x19	mm	17	22	19
MTSK40C05	MTSK-40 Adaptor Mill 27x21	27x21	mm	22	27	21
MTSK40F01	MTSK-40 Adaptor Mill 1/2"	1/2" Arbor	Inch	32	1/2"	6.5
MTSK40D11	MTSK-40 Adaptor Mill Weldon 1/4"	Weldon 1/4"		8		
MTSK40D12	MTSK-40 Adaptor Mill Weldon 5/16"	Weldon 5/16"		8		
MTSK40D13	MTSK-40 Adaptor Mill Weldon 3/8"	Weldon 3/8"		9		
MTSK40D14	MTSK-40 Adaptor Mill Weldon 1/2"	Weldon 1/2"		14		
MTSK40D01	MTSK-40 Adaptor Mill Weldon 6	Weldon 6		8		
MTSK40D21	MTSK-40 Adaptor Mill Weldon 6	Weldon 6		27.5		
MTSK40D02	MTSK-40 Adaptor Mill Weldon 8	Weldon 8		8		
MTSK40D03	MTSK-40 Adaptor Mill Weldon 10	Weldon 10		9		
MTSK40D24	MTSK-40 Adaptor Mill Weldon 10	Weldon 10		33		
MTSK40D04	MTSK-40 Adaptor Mill Weldon 12	Weldon 12		14		
MTSK40D25	MTSK-40 Adaptor Mill Weldon 12	Weldon 12		35.5		
MTSK40D06	MTSK-40 Adaptor Mill Weldon 16	Weldon 16		39.5		
MTSK40D07	MTSK-40 Adaptor Mill Weldon 20	Weldon 20		39.5		
MTSK40H01	MTSK-40 Adaptor Morse 1	MORSE-1		29		
MTSK40H02	MTSK-40 Adaptor Morse 2	MORSE-2		42		
MTSK40G03	MTSK-40 Adaptor MR25	MR25		33.6		
MTSK40T00	MTSK-40 Cover Plug					

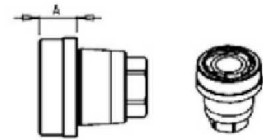
ACCESSORIES

DRIVEN

MTSK-50 ER ADAPTORS



Cod. MT	Mandrina Spindel	A
MTSK50A01	ER40	46.6
MTSK50A02	ER32	35.6
MTSK50A03	ER25	32.6
MTSK50A05	ER16	30.3




Cod. MT	Mandrina Spindel	A
MTSK50B01	ERA32	19
MTSK50B02	ERA25	14
MTSK50B03	ERA20	9

PartNumber	Description	Spindle	A
MTSK50A05	MTSK-50 Adaptor ER16	ER16	30.3
MTSK50B03	MTSK-50 Adaptor ERA20	ERA20	9
MTSK50A03	MTSK-50 Adaptor ER25	ER25	32.6
MTSK50B02	MTSK-50 Adaptor ERA25	ERA25	14
MTSK50A02	MTSK-50 Adaptor ER32	ER32	35.6
MTSK50B01	MTSK-50 Adaptor ERA32	ERA32	19
MTSK50A01	MTSK-50 Adaptor ER40	ER40	46.6

ACCESSORIES

DRIVEN

MTSK-50 MILL ADAPTORS



Cod. MT	Manchino Spindle Spindel	Misure Dimensioni Masse	A	D	L
MTSK50C02	Ø16x17	mm	15	16	17
MTSK50C03	Ø 3/4" x3/4"	inch	15.5	3/4"	3/4"
MTSK50C04	Ø22x19	mm	17	22	19
MTSK50C05	Ø 1" x3/4"	inch	19	1"	3/4"
MTSK50C06	Ø 27x21	mm	19	27	21
MTSK50C07	Ø32x24	mm	24	32	24

Cod. MT	Manchino Spindle Spindel	A
MTSK50D11	WELDON 1/4"	8
MTSK50D12	WELDON 5/16"	8
MTSK50D13	WELDON 3/8"	8
MTSK50D14	WELDON 1/2"	9
MTSK50D15	WELDON 5/8"	12
MTSK50D01	WELDON 6	8
MTSK50D02	WELDON 8	8
MTSK50D03	WELDON 10	8
MTSK50D04	WELDON 12	9
MTSK50D05	WELDON 16	12
MTSK50D07	WELDON 20	40
MTSK50D08	WELDON 25	44

Cod. MT	Manchino Spindle Spindel	A
MTSK50E01	POWGRIP PG25	40

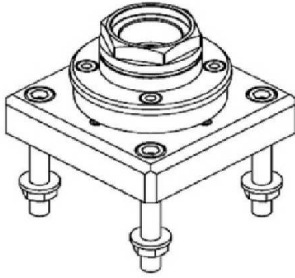
Cod. MT	Manchino Spindle Spindel	A
MTSK50T00	Tappe di proiezione Cover Plug Abdeckstopfen	

PartNumber	Description	Spindle	Dimension	A	D	L
MTSK50C03	MTSK-50 Adaptor Mill 3/4"	3/4"x3/4"	Inch	15.5	3/4"	3/4"
MTSK50C05	MTSK-50 Adaptor Mill 1"x3/4"	1"x3/4"	Inch	19	1"	3/4"
MTSK50C02	MTSK-50 Adaptor Mill 16x17	16x17	mm	15	16	17
MTSK50C04	MTSK-50 Adaptor Mill 22x19	22x19	mm	17	22	19
MTSK50C06	MTSK-50 Adaptor Mill 27x21	27x21	mm	19	27	21
MTSK50C07	MTSK-50 Adaptor Mill 32x24	32x24	mm	24	32	24
MTSK50D11	MTSK-50 Adaptor Mill Weldon 1/4"	Weldon 1/4"		8		
MTSK50D12	MTSK-50 Adaptor Mill Weldon 5/16"	Weldon 5/16"		8		
MTSK50D13	MTSK-50 Adaptor Mill Weldon 3/8"	Weldon 3/8"		8		
MTSK50D14	MTSK-50 Adaptor Mill Weldon 1/2"	Weldon 1/2"		9		
MTSK50D15	MTSK-50 Adaptor Mill Weldon 5/8"	Weldon 5/8"		12		
MTSK50D01	MTSK-50 Adaptor Mill Weldon 6	Weldon 6		8		
MTSK50D02	MTSK-50 Adaptor Mill Weldon 8	Weldon 8		8		
MTSK50D03	MTSK-50 Adaptor Mill Weldon 10	Weldon 10		8		
MTSK50D04	MTSK-50 Adaptor Mill Weldon 12	Weldon 12		9		
MTSK50D05	MTSK-50 Adaptor Mill Weldon 16	Weldon 16		12		
MTSK50D07	MTSK-50 Adaptor Mill Weldon 20	Weldon 20		40		
MTSK50D08	MTSK-50 Adaptor Mill Weldon 25	Weldon 25		44		
MTSK50E01	MTSK-50 Adaptor POWERGRIP PG25	POWERGRIP PG25		40		
MTSK50T00	MTSK-50 Cover Plug					

ACCESSORIES

DRIVEN

TOOL DISASSEMBLING EQUIPMENT FOR MTSK



Cod. MT	TAGLIA Size Masse
ATT_MTSK32	MTSK-32
ATT_MTSK40	MTSK-40
ATT_MTSK50	MTSK-50
ATT_MTSK63	MTSK-63

PartNumber	Description	Size
ATT_MTSK32	Tool Disassembling Equipement for MTSK-32	MTSK-32
ATT_MTSK40	Tool Disassembling Equipement for MTSK-40	MTSK-40
ATT_MTSK50	Tool Disassembling Equipement for MTSK-50	MTSK-50
ATT_MTSK63	Tool Disassembling Equipement for MTSK-63	MTSK-63

ER COLLETS

ER COLLET NUMBER	DESCRIPTION	MD LIST PRICE
ER20 SET	ER20 Collet Set (15 Collets)	\$ 330.00
ERX20 SET	ER20 Sealed Collet Set (13 Collets)	\$ 395.00
ER25 SET	ER25 Collet Set (19 Collets)	\$ 375.00
ERX25 SET	ER25 Sealed Collet Set (17 Collets)	\$ 475.00
ER32 SET	ER32 Collet Set (21 Collets)	\$ 425.00
ERX32 SET	ER32 Sealed Collet Set (21 Collets)	\$ 595.00
ER40 SET	ER40 Collet Set (29 Collets)	\$ 695.00
ERX40 SET	ER40 Sealed Collet Set (27 Collets)	\$ 850.00



Phone: (810) 632-4446 / Fax: (810) 632-4467

Table of Contents

Alphabetized Listing

(AXIAL SINGLE BORING BAR HOLDER H=55mm	57
(0-180) ADJUSTABLE ANGLE DRIVEN TOOL	12	AXIAL SINGLE BORING BAR HOLDER H=55mm	60
(0-180) ADJUSTABLE ANGLE DRIVEN TOOL	13	AXIAL SINGLE BORING BAR HOLDER H=55mm SPLIT	58
(0-180) ADJUSTABLE ANGLE DRIVEN TOOL WITH DIGITAL DISPLAY	13	AXIAL SINGLE BORING BAR HOLDER H=60mm	77
0		AXIAL SINGLE BORING BAR HOLDER H=65mm	77
0-180 ADJUSTABLE ANGLE DRIVEN TOOL	46	AXIAL SINGLE BORING BAR HOLDER H=70mm	78
0-180 ADJUSTABLE ANGLE DRIVEN TOOL	47	AXIAL SINGLE BORING BAR HOLDER H=75mm	58, 78
0-180 ADJUSTABLE ANGLE DRIVEN TOOL GEARED UP 1:2	48	AXIAL SINGLE BORING BAR HOLDER H=75mm	60
0-180 ADJUSTABLE ANGLE DRIVEN TOOL GEARED UP 1:2 WITH DIGITAL DISPLAY	49	AXIAL SINGLE BORING BAR HOLDER H=75mm SPLIT	59
0-180 ADJUSTABLE ANGLE DRIVEN TOOL WITH DIGITAL DISPLAY	47-48	AXIAL SINGLE BORING BAR HOLDER H=80mm	59
0-180° ADJUSTABLE ANGLE DRIVEN TOOL H=35mm	72	AXIAL SINGLE REAR SET BORING BAR HOLDER H=75mm	60
0-180° ADJUSTABLE ANGLE DRIVEN TOOL H=55mm	72	AXIAL SINGLE REAR SET BORING BAR HOLDER H=75mm	61
A		AXIAL SINGLE SIDE TWIN HEAD DRIVEN TOOL IN Y	12
ACCESSORIES	80-86	AXIAL SINGLE SIDE TWIN HEAD DRIVEN TOOL IN Y FOR INTERNAL POLYGON-MAKING H=75mm	46
AXIAL 2 POSITION BORING BAR HOLDER	61	AXIAL SINGLE SIDE TWIN HEAD DRIVEN TOOL IN Y H=60mm	71
AXIAL 2 POSITION REAR SET BORING BAR HOLDER	21	AXIAL SINGLE STATIC TOOL	57, 77
AXIAL 2 POSITION UPRIGHT BORING BAR HOLDER	79	AXIAL SINGLE STATIC TOOL	57
AXIAL 3 POSITION BORING BAR HOLDER	62	AXIAL SINGLE STATIC TOOL CAPTO C4	27
AXIAL 3 POSITION UPRIGHT BORING BAR HOLDER	79	AXIAL SINGLE STATIC TOOL CAPTO C5	27
AXIAL DOUBLE BORING BAR HOLDER	21	AXIAL SINGLE-SIDE TWIN HEAD DRIVEN TOOL IN Y H=55mm	45
AXIAL DOUBLE BORING BAR HOLDER 2 POSITIONS IN Y H=65mm	78	AXIAL SINGLE-SIDE TWIN HEAD DRIVEN TOOL IN Y H=75mm	45
AXIAL DOUBLE COLLET CHUCK HOLDER H=75mm	62	B	
AXIAL DRIVEN TOOL 12,000 RPM	8	BROACHING/SLOTING DRIVEN TOOL 25mm STROKE H=65mm	73
AXIAL DRIVEN TOOL 12,000 RPM H=65mm	34	BROACHING/SLOTING DRIVEN TOOL 25mm STROKE H=66mm	51
AXIAL DRIVEN TOOL CAPTO C4	24	BROACHING/SLOTING DRIVEN TOOL 25mm STROKE H=76mm	52
AXIAL DRIVEN TOOL CAPTO C4 12,000 RPM	24	BROACHING/SLOTING DRIVEN TOOL 25mm STROKE H=80mm	16
AXIAL DRIVEN TOOL CAPTO C4 FOR SUBSPINDLE	25	BROACHING/SLOTING DRIVEN TOOL 50mm STROKE H=66mm	51
AXIAL DRIVEN TOOL CAPTO C4 FOR SUBSPINDLE 12,000 RPM	25	BROACHING/SLOTING DRIVEN TOOL 50mm STROKE H=76mm	52
AXIAL DRIVEN TOOL FOR INTERNAL POLYGON MAKING H=55mm	42	BROACHING/SLOTING DRIVEN TOOL 50mm STROKE H=80mm	16
AXIAL DRIVEN TOOL FOR INTERNAL POLYGON MAKING H=75mm	42	BROACHING/SLOTING DRIVEN TOOL 50mm STROKE H=85mm	17
AXIAL DRIVEN TOOL FOR INTERNAL POLYGON-MAKING H=60mm	71	C	
AXIAL DRIVEN TOOL FOR SUBSPINDLE 12,000 RPM H=55mm	9	CAPTO DRIVEN	23-25
AXIAL DRIVEN TOOL FOR SUBSPINDLE H=55mm	9	CAPTO STATIC	26-27, 64
AXIAL DRIVEN TOOL H=37.5mm	1	D	
AXIAL DRIVEN TOOL H=55mm	7, 32	DRIVEN	1-17, 28-52, 65-73, 80-86
AXIAL DRIVEN TOOL H=60mm	69	DRIVEN GEAR HOBBER	14, 73
AXIAL DRIVEN TOOL H=65mm	33	DRIVEN TOOL FOR WORM SCREWS	16
AXIAL DRIVEN TOOL H=75mm	35	G	
AXIAL DRIVEN TOOL H=75mm	36	GEAR HOBBER DRIVEN TOOL	49
AXIAL GEARED-UP 1:2 DRIVEN TOOL	70	M	
AXIAL GEARED-UP 1:3 DRIVEN TOOL H=55mm	40	MTSK-32 ER ADAPTORS	80
AXIAL GEARED-UP 1:3 DRIVEN TOOL H=75mm	40	MTSK-32 MILL ADAPTORS	81
AXIAL GEARED-UP 1:3 REAR-SET DRIVEN TOOL H=65mm	70	MTSK-40 ER ADAPTORS	82
AXIAL GEARED-UP 1:3 REAR-SET DRIVEN TOOL H=75mm	41	MTSK-40 MILL ADAPTORS	83
AXIAL OPPOSITE FACE DRIVEN TOOL H=55mm	43	MTSK-50 ER ADAPTORS	84
AXIAL OPPOSITE FACE DRIVEN TOOL H=75mm	44	MTSK-50 MILL ADAPTORS	85
AXIAL OPPOSITE FACE TWIN DRIVEN TOOL	11	Q	
AXIAL OPPOSITE FACE TWIN DRIVEN TOOL 12,000 RPM	11	QUICK CHANGE AXIAL MTSK DRIVEN TOOL	7
AXIAL OPPOSITE FACE TWIN DRIVEN TOOL 12,000 RPM H=65mm	43	QUICK CHANGE AXIAL MTSK DRIVEN TOOL 12,000 RPM	8
AXIAL OPPOSITE FACE TWIN DRIVEN TOOL H=60mm	71	QUICK CHANGE AXIAL MTSK DRIVEN TOOL FOR POWER SKIVING H=85mm	50
AXIAL OPPOSITE FACE TWIN DRIVEN TOOL H=65mm	43	QUICK CHANGE AXIAL MTSK DRIVEN TOOL FOR POWER SKIVING H=92.5mm	15
AXIAL OPPOSITE FACE TWIN DRIVEN TOOL H=75mm	44	QUICK CHANGE AXIAL MTSK DRIVEN TOOL H=60mm	69
AXIAL OPPOSITE FACE TWIN STATIC TOOL CAPTO C4	27	QUICK CHANGE AXIAL MTSK DRIVEN TOOL H=65mm	33
AXIAL REAR SET BORING STATIC TOOL CAPTO C4	64	QUICK CHANGE AXIAL MTSK DRIVEN TOOL H=75mm	36
AXIAL REAR SET DOUBLE BORING BAR HOLDER	61	QUICK CHANGE AXIAL MTSK DRIVEN TOOL 12,000 RPM H=65mm	34
AXIAL REAR-SET DRIVEN TOOL H=75mm	39	QUICK CHANGE AXIAL MTSK REAR-SET DRIVEN TOOL H=75mm	39
AXIAL REINFORCED DRIVEN TOOL 12,000 RPM H=55mm	10	QUICK CHANGE AXIAL MTSK REINFORCED DRIVEN TOOL H=55mm	37
AXIAL REINFORCED DRIVEN TOOL H=55mm	10, 37		
AXIAL REINFORCED DRIVEN TOOL H=75mm	38		

Table of Contents

Alphabetized Listing

Q		TL15M/MS/TM - TB67M - TB46M	1
QUICK CHANGE AXIAL MTSK REINFORCED DRIVEN TOOL H=75mm	38	TL25AM/AMS/BM/BMS - TL20M/MS/TM	
QUICK CHANGE RADIAL MTSK DRIVEN TOOL	2, 28, 65	TA15-20-25-30M/Y/MS/MY/YS -	
QUICK CHANGE RADIAL MTSK DRIVEN TOOL 12,000 RPM	3	TC15-20-25-30-35M/Y/MS/MY/YS -	
R		TD15-20-25-30-35-45-55M/Y/MS/MY/YS	2-4, 6-15, 17-20, 22-27
RADIAL ±30° ADJUSTABLE ANGLE DRIVEN TOOL REDIRECTED BY 30mm	31	TOOL DISASSEMBLING EQUIPMENT FOR MTSK	86
RADIAL BLADE HOLDER WITH BLADE KIT	56, 76	TTL 52 - TTL 66 - TA15-20-25-30M/Y/MS/MY/YS 15 ST.	29, 34, 43
RADIAL BLADE HOLDER WITH INTERNAL COOLANT - BLADEKIT NOT INCLUDED	76	TTS 38 - TTS 46 - TTS 52 - TTS 66	65-79
RADIAL BLADE HOLDER WITH INTERNAL COOLANT-BLADE KIT NOT INCLUDED	56	TX52 Y3/Y2 QUATTRO/Y2 TWIN - TX66 Y3/Y2 QUATTRO/Y2 TWIN	50
RADIAL DOUBLE BLADE HOLDER WITH BLADE KIT	20	TX52 Y3/Y2 QUATTRO/Y2 TWIN - TX66 Y3/Y2 QUATTRO/Y2 TWIN	
RADIAL DOUBLE BLADE HOLDER WITH INTERNAL COOLANT - BLADE KIT NOT INCLUDED	20	TTL 52 - TTL 66	38, 46-47, 52-55, 59, 62
RADIAL DOUBLE SIDE TWIN STATIC TOOL	19, 75	TX52 Y3/Y2 QUATTRO/Y2 TWIN - TX66 Y3/Y2 QUATTRO/Y2 TWIN	
RADIAL DOUBLE STATIC TOOL	19, 55, 75	TWIN - TTL 52 - TTL 66 - TA15-20-25-30M/Y/MS/MY/YS 15 ST.	28-33, 35-37,
RADIAL DOUBLE STATIC TOOL	54		
RADIAL DOUBLE STATIC TOOL	54		
RADIAL DRIVEN GEAR HOBBER	14, 50		
RADIAL DRIVEN TOOL	1-2, 28		
RADIAL DRIVEN TOOL 12,000 RPM	3, 29		
RADIAL DRIVEN TOOL CAPTO C4	23		
RADIAL DRIVEN TOOL CAPTO C4 12,000 RPM	23		
RADIAL DRIVEN TOOL REDIRECTED IN Z BY 36mm	66		
RADIAL GEARED-DOWN 2:1 DRIVEN TOOL REDIRECTED IN Z BY 43mm	66		
RADIAL GEARED-DOWN 2:1 DRIVEN TOOL REDIRECTED IN Z BY 60mm	67		
RADIAL GEARED-DOWN 3:1 DRIVEN TOOL REDIRECTED IN Z BY 60mm	67		
RADIAL GEARED-UP 1:2 DRIVEN TOOL REDIRECTED IN Z BY 36mm	68		
RADIAL GEARED-UP 1:3 DRIVEN TOOL	30		
RADIAL GEARED-UP 1:3 DRIVEN TOOL REDIRECTED IN Z BY 36mm	29		
RADIAL MULTIPLE STATIC TOOL	55		
RADIAL MULTIPLE STATIC TOOL	75		
RADIAL REINFORCED DRIVEN TOOL	4, 65		
RADIAL REINFORCED DRIVEN TOOL 12,000 RPM	4		
RADIAL SINGLE REAR SET STATIC TOOL	53		
RADIAL SINGLE REAR SET STATIC TOOL CAPTO C4	64		
RADIAL SINGLE REAR-SET STATIC TOOL CAPTO C4	26		
RADIAL SINGLE REAR-SET STATIC TOOL CAPTO C5	26		
RADIAL SINGLE SIDE TWIN HEAD DRIVEN TOOL IN Y	5, 68		
RADIAL SINGLE SIDE TWIN HEAD DRIVEN TOOL IN Y 12,000 RPM	5		
RADIAL SINGLE SIDE TWIN HEAD DRIVEN TOOL IN Y 12,000 RPM	5		
RADIAL SINGLE SIDE TWIN STATIC TOOL	18, 54, 74		
RADIAL SINGLE STATIC TOOL	18, 53, 74		
RADIAL SINGLE STATIC TOOL	53		
RADIAL SINGLE STATIC TOOL	74		
RADIAL SINGLE-SIDE TWIN HEAD DRIVEN TOOL IN Y	30		
RADIAL SPECIAL DRIVEN TOOL IN Y	6		
RADIAL SPECIAL DRIVEN TOOL REDIRECTED IN Z BY 376mm	6		
REINFORCED DRIVEN GEAR HOBBER	15		
S			
See Accessories for Mill Heads	42, 46, 71		
See Accessories for MTSK Adaptors	2-3, 7-8, 15, 28, 33-34, 36-39, 50, 65, 69		
STATIC	18-22, 53-63, 74-79		
T			
TA15-20-25-30M/Y/MS/MY/YS			
TC15-20-25-30-35M/Y/MS/MY/YS -			
TD15-20-25-30-35-45-55M/Y/MS/MY/YS	5, 12, 15-16, 18, 21		
TA15-20-25-30YS - TC15-20-25-30-35YS - TD15-20-25-30-35-45-55YS	19		
TAILSTOCK FOR SUBSPINDLE	22, 63		

Table of Contents

Part Number Index

O			MSL0035010LC	Axial Single Static Capto C5 Left Version	27
080003	Removable Tailstock Center (Head)	22	MSL0044010	Radial Single Rear-Set Capto C4 Right Version	26
080003	Removable Tailstock Center (Head)	63	MSL0044010LC	Radial Single Rear-Set Capto C4 Left Version	26
A			MSL0045010	Radial Single Rear-Set Capto C5 Right Version	26
ATT_MTSK32	Tool Disassembling Equipement for MTSK-32	86	MSL0045010LC	Radial Single Rear-Set Capto C5 Left Version	26
ATT_MTSK40	Tool Disassembling Equipement for MTSK-40	86	MSL0050140	Axial Driven Tool Capto C4	24
ATT_MTSK50	Tool Disassembling Equipement for MTSK-50	86	MSL0050240	Axial Driven Tool Capto C4 Cool Thru*	24
ATT_MTSK63	Tool Disassembling Equipement for MTSK-63	86	MSL0060140	Radial Driven Tool Capto C4	23
B			MSL0060240	Radial Driven Tool Capto C4 Cool Thru*	23
BLADEKIT	Blade Kit: 1 Blade, 10 Inserts	76	MSL0150132	Radial Driven Tool ER32	2
BLADEKIT	Blade Kit: 1 Blade, 10 Inserts	20	MSL0151232	Radial Driven Tool ER32 Cool Thru*	2
BLADEKIT	Blade Kit: 1 Blade, 10 Inserts	56	MSL0160125	Axial Driven Tool ER25	7
C			MSL0160132	Axial Driven Tool ER32	7
CMZ0010225	Radial Driven Tool ER25	1	MSL0160225	Axial Driven Tool ER25 Cool Thru*	7
CMZ0010232	Radial Driven Tool ER32	1	MSL0160232	Axial Driven Tool ER32 Cool Thru*	7
CMZ0010325	Radial Driven Tool Weldon 25	1	MSL0173225	Axial Opposite Face ER32+ER25	11
CMZ0020125	Axial Driven Tool ER25 Cool Thru*	1	MSL0180216	Axial Single Side Twin ER16	12
CMZ0020225	Axial Driven Tool ER25	1	MSL0180225	Axial Single Side Twin ER25	12
COOL THRU	Blade Kit: 1 Blade, 10 Inserts	20	MSL0190120	0-180 Adj. Angle ER20 with Digital Display	13
BLADEKIT			MSL0190125	0-180 Adj. Angle ER25 with Digital Display	13
COOL THRU	Blade Kit: 1 Blade, 10 Inserts	56	MSL0190516	0-180 Adj. Angle Ø16x17 with Digital Display	13
BLADEKIT			MSL0190519	0-180 Adj. Angle 3/4"x3/4" with Digital Display	13
COOL THRU	Blade Kit: 1 Blade, 10 Inserts	76	MSL0190522	0-180 Adj. Angle Ø16x17 with Digital Display	13
BLADEKIT			MSL0230120	0-180 Adj. Angle ER20	12
COOL THRU	Blade Kit: 1 Blade, 10 Inserts		MSL0230125	0-180 Adj. Angle ER25	12
BLADEKIT			MSL0230516	0-180 Adj. Angle Ø16x17	12
K			MSL0230519	0-180 Adj. Angle 3/4"x3/4"	12
KIT1000001	Plug for 32mm or 1-1/4" BBH to Make Cool Thru	77	MSL0230522	0-180 Adj. Angle Ø22x19	12
KIT1000001	Plug for 32mm or 1-1/4" BBH to Make Cool Thru	59	MSL0250132	Radial Driven Tool ER32 12,000 RPM	3
KIT1000001	Plug for 32mm or 1-1/4" BBH to Make Cool Thru	60	MSL0251232	Radial Driven Tool ER32 12,000 RPM Cool Thru*	3
KIT1000001	Plug for 32mm or 1-1/4" BBH to Make Cool Thru	57	MSL0260125	Axial Driven Tool ER25 12,000 RPM	8
KIT1000001	Plug for 32mm or 1-1/4" BBH to Make Cool Thru	58	MSL0260132	Axial Driven Tool ER32 12,000 RPM	8
KIT1000001	Plug for 32mm or 1-1/4" BBH to Make Cool Thru	21	MSL0260225	Axial Driven Tool ER25 12,000 RPM Cool Thru*	8
KIT1000006	Plug for 25mm or 1" BBH to Make Cool Thru	60	MSL0260232	Axial Driven Tool ER32 12,000 RPM Cool Thru*	8
KIT1000006	Plug for 25mm or 1" BBH to Make Cool Thru	61	MSL0273225	Axial Opposite Face ER32+ER25 12,000 RPM	11
KIT1000006	Plug for 25mm or 1" BBH to Make Cool Thru	60	MSL0280100	Tailstock for Subspindle 38mm	22
KIT1000006	Plug for 25mm or 1" BBH to Make Cool Thru	61	MSL0280100L	Tailstock for Subspindle 2"	22
KIT1000006	Plug for 25mm or 1" BBH to Make Cool Thru	62	MSL0290150	Radial MTSK-50 Driven Tool 12,000 RPM	3
KIT1000006	Plug for 25mm or 1" BBH to Make Cool Thru	77	MSL0290250	Radial MTSK-50 Driven Tool 12,000 RPM Cool Thru*	3
KIT1000006	Plug for 25mm or 1" BBH to Make Cool Thru	78			
KIT1000006	Plug for 25mm or 1" BBH to Make Cool Thru	79	MSL0300150	Axial MTSK-50 Driven Tool 12,000 RPM	8
KIT1000015	Plug for 20mm BBH to Make Cool Thru	78	MSL0300250	Axial MTSK-50 Driven Tool 12,000 RPM Cool Thru*	8
KIT1000017	Plug for 25mm or 1" BBH to Make Cool Thru	78	MSL0310140	Axial Driven Tool Capto C4 12,000 RPM	24
KIT1000018	Plug for 40mm BBH to Make Cool Thru	58	MSL0310240	Axial Driven Tool Capto C4 12,000 RPM Cool Thru*	24
KIT1000028	Plug for 20mm BBH to Make Cool Thru	21	MSL0320140	Radial Driven Tool Capto C4 12,000 RPM	23
KIT1000030	Plug for 16mm BBH to Make Cool Thru	79	MSL0320240	Radial Driven Tool Capto C4 12,000 RPM Cool Thru*	23
KIT1000038	Plug for 25mm BBH to Make Cool Thru	61			
KIT1004001	Plug for 32mm or 1-1/4" BBH to Make Cool Thru	59	MSL0332500	Radial Double Side Twin Static 25mm	19
KIT1004001	Plug for 32mm or 1-1/4" BBH to Make Cool Thru	58	MSL0332510	Radial Double Side Twin Static 25mm Cool Thru*	19
KIT1004018	Plug for 40mm BBH to Make Cool Thru	59	MSL0342500	Radial Single Side Twin Static 25mm	18
KIT1004021	Plug for 1-1/2" BBH to Make Cool Thru	59	MSL0353175	Axial Double BBH 1-1/4"	21
M			MSL0353200	Axial Double BBH 32mm	21
M0081100	Driven Gear Hobb 1:1	14	MSL0360150	Radial MTSK-50 Driven Tool	2
M0082100	Driven Gear Hobb Geared-Down 2:1	14	MSL0360250	Radial MTSK-50 Driven Tool Cool Thru*	2
M0220020	0-180 Adj. Angle ERA20	13	MSL0370150	Axial MTSK-50 Driven Tool	7
M0230025	Radial Special Driven Tool in Y ER25	6	MSL0370250	Axial MTSK-50 Driven Tool Cool Thru*	7
M0300016	Radial Single Side Twin ER16	5	MSL0381100	Reinforced Driven Gear Hobb 1:1	15
M0300025	Radial Single Side Twin ER25	5	MSL0382100	Reinforced Driven Gear Hobb Geared-Down 2:1	15
M0311108	Radial Driven Gear Hobb 1:1 D=8mm	14	MSL0392500	Radial Double Static 25mm	19
M0311110	Radial Driven Gear Hobb 1:1 D=10mm	14	MSL0392510	Radial Double Static 25mm Cool Thru*	19
M0311113	Radial Driven Gear Hobb 1:1 D=13mm	14	MSL0392540	Radial Double Static 1"	19
M0311116	Radial Driven Gear Hobb 1:1 D=16mm	14	MSL0428022	Driven Tool for Worm Screws Ø22x12	16
MSL0010132	Radial Special Driven Tool ERA32	6	MSL0460100	Broaching/Slotting Driven Tool 50mm Stroke	16
MSL0034010	Axial Single Static Capto C4 Right Version	27	MSL0460200	Broaching/Slotting Driven Tool 25mm Stroke	16
MSL0034010LC	Axial Single Static Capto C4 Left Version	27	MSL0470225	Radial Single Side Twin ER25 12,000 RPM	5
MSL0035010	Axial Single Static Capto C5 Right Version	27	MSL0480140	Axial Reinforced Driven Tool ER40	10
			MSL0480240	Axial Reinforced Driven Tool ER40 Cool Thru*	10

Table of Contents

Part Number Index

MSL0490140	Axial Reinforced ER40 12,000 RPM	10	MTSK40F01	MTSK-40 Adaptor Mill 1/2"	83
MSL0490240	Axial Reinforced ER40 12,000 RPM Cool Thru*	10	MTSK40G03	MTSK-40 Adaptor MR25	83
MSL0500140	Radial Reinforced Driven Tool ER40	4	MTSK40H01	MTSK-40 Adaptor Morse 1	83
MSL0500240	Radial Reinforced Driven Tool ER40 Cool Thru*	4	MTSK40H02	MTSK-40 Adaptor Morse 2	83
MSL0510140	Radial Reinforced Driven Tool ER40 12,000 RPM	4	MTSK40T00	MTSK-40 Cover Plug	83
MSL0522000	Axial 2 Position Rear Set BBH 20mm	21	MTSK50A01	MTSK-50 Adaptor ER40	84
MSL0530132	Radial Double Blade Holder with Blade Kit	20	MTSK50A02	MTSK-50 Adaptor ER32	84
MSL0540132	Radial Double Blade Holder Cool Thru	20	MTSK50A03	MTSK-50 Adaptor ER25	84
MSL0564020	Axial Opposite Face Twin Static Capto C4 Right Version	27	MTSK50A05	MTSK-50 Adaptor ER16	84
			MTSK50B01	MTSK-50 Adaptor ERA32	84
MSL0564020LC	Axial Opposite Face Twin Static Capto C4 Left Version	27	MTSK50B02	MTSK-50 Adaptor ERA25	84
			MTSK50B03	MTSK-50 Adaptor ERA20	84
MSL0570125	Axial Driven Tool for Subspindle ER25	9	MTSK50C02	MTSK-50 Adaptor Mill 16x17	85
MSL0570132	Axial Driven Tool for Subspindle ER32	9	MTSK50C03	MTSK-50 Adaptor Mill 3/4"	85
MSL0570225	Axial Driven Tool for Subspindle ER25 Cool Thru*	9	MTSK50C04	MTSK-50 Adaptor Mill 22x19	85
MSL0570232	Axial Driven Tool for Subspindle ER32 Cool Thru*	9	MTSK50C05	MTSK-50 Adaptor Mill 1"x3/4"	85
MSL0580125	Axial Driven Tool for Subspindle ER25 12K RPM	9	MTSK50C06	MTSK-50 Adaptor Mill 27x21	85
MSL0580132	Axial Driven Tool for Subspindle ER32 12K RPM	9	MTSK50C07	MTSK-50 Adaptor Mill 32x24	85
MSL0580225	Axial Driven Tool for Subspindle ER25 Cool Thru* 12K RPM	9	MTSK50D01	MTSK-50 Adaptor Mill Weldon 6	85
			MTSK50D02	MTSK-50 Adaptor Mill Weldon 8	85
MSL0580232	Axial Driven Tool for Subspindle ER32 Cool Thru* 12K RPM	9	MTSK50D03	MTSK-50 Adaptor Mill Weldon 10	85
			MTSK50D04	MTSK-50 Adaptor Mill Weldon 12	85
MSL0590140	Axial Driven Tool Capto C4 for Subspindle	25	MTSK50D05	MTSK-50 Adaptor Mill Weldon 16	85
MSL0590240	Axial Driven Tool Capto C4 for Subspindle Cool Thru*	25	MTSK50D07	MTSK-50 Adaptor Mill Weldon 20	85
			MTSK50D08	MTSK-50 Adaptor Mill Weldon 25	85
MSL0600140	Axial Driven Tool Capto C4 for Subspindle 12K RPM	25	MTSK50D11	MTSK-50 Adaptor Mill Weldon 1/4"	85
MSL0600240	Axial Driven Tool Capto C4 for Subspindle 12K RPM Cool Thru*	25	MTSK50D12	MTSK-50 Adaptor Mill Weldon 5/16"	85
			MTSK50D13	MTSK-50 Adaptor Mill Weldon 3/8"	85
MSL0630225	Radial Single Side Twin ERA25 12,000 RPM	5	MTSK50D14	MTSK-50 Adaptor Mill Weldon 1/2"	85
MSL0640100	Axial MTSK-40 for Power Skiving	15	MTSK50D15	MTSK-50 Adaptor Mill Weldon 5/8"	85
MSL0652500	Radial Single Static Tool Ø25mm	18	MTSK50E01	MTSK-50 Adaptor POWERGRIP PG25	85
MSL0670100	Broaching/Slotting Driven Tool 50mm Stroke	17	MTSK50T00	MTSK-50 Cover Plug	85
MTSK32A03	MTSK-32 Adaptor ER25	80			
MTSK32B03	MTSK-32 Adaptor ERA20	80	N		
MTSK32B04	MTSK-32 Adaptor ERA16	80	NKM0021420	Axial ERA20	32
MTSK32C02	MTSK-32 Adaptor Mill 16x17	81	NKM0021425	Axial ER25	32
MTSK32D01	MTSK-32 Adaptor Mill Weldon 6	81	NKM0021520	Axial ERA20 Cool Thru*	32
MTSK32D02	MTSK-32 Adaptor Mill Weldon 8	81	NKM0021617	Axial Mill Head 16x17mm	32
MTSK32D03	MTSK-32 Adaptor Mill Weldon 10	81	NKM0021620	Axial ER20	32
MTSK32D04	MTSK-32 Adaptor Mill Weldon 12	81	NKM0021625	Axial ER25 Cool Thru*	32
MTSK32T00	MTSK-32 Cover Plug	81	NKM0021820	Axial ER20 Cool Thru*	32
MTSK40A02	MTSK-40 Adaptor ER32	82	NKM0022219	Axial Mill Head 22x19mm	32
MTSK40A03	MTSK-40 Adaptor ER25	82	NKM0022432	Axial ER32	32
MTSK40A05	MTSK-40 Adaptor ER16	82	NKM0022532	Axial ER32 Cool Thru*	32
MTSK40A06	MTSK-40 Adaptor ER16	82	NKM0022721	Axial Mill Head 27x21mm	32
MTSK40A07	MTSK-40 Adaptor ER16	82	NKM0022737	Axial Mill Head 27x37mm	32
MTSK40A08	MTSK-40 Adaptor ER11	82	NKM0039108	Axial Weldon 8	42
MTSK40A09	MTSK-40 Adaptor ER11	82	NKM0039110	Axial Weldon 10	42
MTSK40B02	MTSK-40 Adaptor ERA25	82	NKM0039112	Axial Weldon 12	42
MTSK40B03	MTSK-40 Adaptor ERA20	82	NKM0039116	Axial Weldon 16	42
MTSK40C02	MTSK-40 Adaptor Mill 16x17	83	NKM0039125	Axial ER25	42
MTSK40C03	MTSK-40 Adaptor Mill 3/4"	83	NKM0040016	Radial Geared-Up 1:3 ER16	30
MTSK40C04	MTSK-40 Adaptor Mill 22x19	83	NKM0050016	Axial Geared-Up 1:3 ER16	40
MTSK40C05	MTSK-40 Adaptor Mill 27x21	83	NKM0050216	Axial Geared-Up 1:3 ER16	40
MTSK40D01	MTSK-40 Adaptor Mill Weldon 6	83	NKM0061420	Axial ERA20	35
MTSK40D02	MTSK-40 Adaptor Mill Weldon 8	83	NKM0061425	Axial ER25	35
MTSK40D03	MTSK-40 Adaptor Mill Weldon 10	83	NKM0061520	Axial ERA20 Cool Thru*	35
MTSK40D04	MTSK-40 Adaptor Mill Weldon 12	83	NKM0061617	Axial Mill Head 16x17mm	35
MTSK40D06	MTSK-40 Adaptor Mill Weldon 16	83	NKM0061620	Axial ER20	35
MTSK40D07	MTSK-40 Adaptor Mill Weldon 20	83	NKM0061625	Axial ER25 Cool Thru*	35
MTSK40D11	MTSK-40 Adaptor Mill Weldon 1/4"	83	NKM0061820	Axial ER20 Cool Thru*	35
MTSK40D12	MTSK-40 Adaptor Mill Weldon 5/16"	83	NKM0062219	Axial Mill Head 22x19mm	35
MTSK40D13	MTSK-40 Adaptor Mill Weldon 3/8"	83	NKM0062432	Axial ER32	35
MTSK40D14	MTSK-40 Adaptor Mill Weldon 1/2"	83	NKM0062532	Axial ER32 Cool Thru*	35
MTSK40D21	MTSK-40 Adaptor Mill Weldon 6	83	NKM0062721	Axial Mill Head 27x21mm	35
MTSK40D24	MTSK-40 Adaptor Mill Weldon 10	83	NKM0069108	Axial Weldon 8	42
MTSK40D25	MTSK-40 Adaptor Mill Weldon 12	83	NKM0069110	Axial Weldon 10	42

Table of Contents

Part Number Index

NKM0069112	Axial Weldon 12	42	NKM0240620	Axial Driven Tool ERA20 Cool Thru*	69
NKM0069116	Axial Weldon 16	42	NKM0241617	Axial Mill Head Ø16x17	69
NKM0069125	Axial ER25	42	NKM0242219	Axial Mill Head Ø22x19	69
NKM0070140	Axial Reinforced ER40	37	NKM0320225	Radial Single-Side Twin Head ER25	30
NKM0070240	Axial Reinforced ER40 Cool Thru*	37	NKM0321225	Radial Single-Side Twin Head ER25 Cool Thru*	30
NKM0072519	Axial Reinforced Mill Head 1"x19	37	NKM0452000	Radial Multiple Static Tool Ø20mm	75
NKM0072721	Axial Reinforced Mill Head 27x21	37	NKM0462500	Axial 2 Position Upright BBH Ø25mm	79
NKM0081100	Gear Hobbing Tool 1:1	49	NKM0492525	Axial Opposite Face ER25+ER25	43
NKM0082100	Gear Hobbing Tool 2:1 Geared Down	49	NKM0493232	Axial Opposite Face ER32+ER32	43
NKM0112500	Axial Single BBH 25mm	60	NKM0502525	Axial Opposite Face ER25+ER25	44
NKM0112510	Axial Single BBH 1"	60	NKM0503232	Axial Opposite Face ER32+ER32	44
NKM0112520	Axial Single BBH 25mm	60	NKM0621025	Radial ±30° Adjustable Angle ERA25	31
NKM0112530	Axial Single BBH 1"	60	NKM0670316	0-180° Adj. Angle ERA16	72
NKM0112540	Axial Single BBH Ø25mm	77	NKM0670416	0-180° Adj. Angle ERA16 Cool Thru*	72
NKM0112550	Axial Single BBH Ø20mm	78	NKM0671316	0-180° Adj. Angle ERA16	72
NKM0112560	Axial Single BBH Ø25mm	78	NKM0671416	0-180° Adj. Angle ERA16 Cool Thru*	72
NKM0112570	Axial Single BBH 1"	78	NKM0690316	Radial Reinforced Weldon 16	65
NKM0113200	Axial Single BBH 32mm	58	NKM0700516	Radial Driven Tool Weldon 16	28
NKM0113201	Axial Single BBH 32mm	59	NKM0702519	Radial Mill Head 1"x19mm	28
NKM0113210	Axial Single BBH 1 1/4"	58	NKM0710111	Axial Geared-Up 1:2 ER11	70
NKM0113211	Axial Single BBH 1 1/4"	59	NKM0710120	Axial Geared-Up 1:2 ER20	70
NKM0113220	Axial Single BBH 32mm	57	NKM0710125	Axial Geared-Up 1:2 ER25	70
NKM0113221	Axial Single BBH 32mm	58	NKM0710211	Axial Geared-Up 1:2 ER11 Cool Thru*	70
NKM0113230	Axial Single BBH 1 1/4"	57	NKM0710220	Axial Geared-Up 1:2 ER20 Cool Thru*	70
NKM0113231	Axial Single BBH 1 1/4"	58	NKM0710225	Axial Geared-Up 1:2 ER25 Cool Thru*	70
NKM0113240	Axial Single BBH 32mm	59	NKM0710320	Axial Geared-Up 1:2 ERA20	70
NKM0114000	Axial Single BBH 40mm	58	NKM0710420	Axial Geared-Up 1:2 ERA20 Cool Thru*	70
NKM0114010	Axial Single BBH 40mm	59	NKM0790120	Adj. Angle (0-180) ERA20	47
NKM0114030	Axial Single BBH 1 1/2"	59	NKM0790220	Adj. Angle (0-180) ERA20 Cool Thru*	47
NKM0130216	Axial Single-Side Twin ER16	45	NKM0790316	Adj. Angle (0-180) Geared-Up 1:2 ERA16	48
NKM0130225	Axial Single-Side Twin ER25	45	NKM0790416	Adj. Angle (0-180) Geared-Up 1:2 ERA16 Cool Thru*	48
NKM0130425	Axial Single-Side Twin ER25 Cool Thru*	45	NKM0795120	0-180 Adj. Angle ERA20 with Digital Display	48
NKM0130520	Axial Single-Side Twin ERA20 Cool Thru*	45	NKM0795220	0-180 Adj. Angle ERA20 with Digital Display Cool Thru	48
NKM0131216	Axial Single-Side Twin ER16	45	NKM0795316	0-180 Adj. Angle ERA16 Geared-Up with Digital Display	49
NKM0131225	Axial Single-Side Twin ER25	45	NKM0795416	0-180 Adj. Angle ERA16 Geared-Up with Digital Display Cool Thru	49
NKM0131425	Axial Single-Side Twin ER25 Cool Thru*	45	NKM0910100	Broaching/Slotting Driven Tool H=66mm	51
NKM0131520	Axial Single-Side Twin ERA20 Cool Thru*	45	NKM0910200	Broaching/Slotting Driven Tool H=66mm	51
NKM0142500	Axial Double BBH 25mm	61	NKM0920100	Broaching/Slotting Driven Tool H=76mm	52
NKM0142510	Axial Double BBH 1"	61	NKM0920200	Broaching/Slotting Driven Tool H=76mm	52
NKM0151905	Radial Double Static Tool 3/4"	54	NKM0990140	Axial Reinforced ER40	38
NKM0152000	Radial Double Static Tool 20mm	54	NKM0990240	Axial Reinforced ER40 Cool Thru*	38
NKM0152010	Radial Double Static Tool Ø20mm	75	NKM0992519	Axial Reinforced 1"x19mm	38
NKM0161905	Radial Single Static Tool 3/4"	53	NKM0992721	Axial Reinforced 27x21mm	38
NKM0162000	Radial Single Static Tool 20mm	53	NKM1000150	Axial Reinforced MTSK-50	37
NKM0162010	Radial Single Static Tool Ø20mm	74	NKM1000250	Axial Reinforced MTSK-50 Cool Thru*	37
NKM0162020	Radial Single Static Tool 3/4"	74	NKM1010150	Axial Reinforced MTSK-50	38
NKM0162050	Radial Single Static Tool Ø20mm Cool Thru*	74	NKM1010250	Axial Reinforced MTSK-50 Cool Thru*	38
NKM0162500	Radial Single Static Tool 25mm	53	NKM1030132	Radial Blade Holder with Blade Kit	56
NKM0162510	Radial Single Static Tool Ø25mm	74	NKM1041600	Axial 3 Position Upright BBH Ø16mm	79
NKM0162540	Radial Single Static Tool 1"	53	NKM1051905	Radial Single Twin 3/4"	54
NKM0162550	Radial Single Static Tool 25mm Cool Thru*	53	NKM1052000	Radial Single Twin 20mm	54
NKM0181905	Axial Single Static Tool 3/4"	57	NKM1052010	Radial Single Twin 20mm Cool Thru*	54
NKM0182000	Axial Single Static Tool 20mm	57	NKM1071100	Driven Gear Hobb 1:1 Ø8mm	73
NKM0182010	Axial Single Static Tool Ø20mm	77	NKM1071110	Driven Gear Hobb 1:1 Ø10mm	73
NKM0182030	Axial Single Static Tool 20mm Cool Thru*	57	NKM1071113	Driven Gear Hobb 1:1 Ø13mm	73
NKM0182500	Axial Single Static 25mm	57	NKM1071116	Driven Gear Hobb 1:1 Ø16mm	73
NKM0190216	Radial Single Side Twin ERA16	68	NKM1071155	Driven Gear Hobb 1:1 1/2"	73
NKM0200216	Axial Single Side Twin ERA16	71	NKM1072108	Driven Gear Hobb 2:1 Geared-Down Ø8mm	73
NKM0211000	Axial 3 Position BBH 25mm	62	NKM1072110	Driven Gear Hobb 2:1 Geared-Down Ø10mm	73
NKM0212540	Axial 3 Position BBH 1"	62	NKM1072113	Driven Gear Hobb 2:1 Geared-Down Ø13mm	73
NKM0221000	Radial Multiple Static Tool 20mm	55	NKM1072116	Driven Gear Hobb 2:1 Geared-Down Ø16mm	73
NKM0221010	Radial Multiple Static Tool 20mm Cool Thru*	55	NKM1072155	Driven Gear Hobb 2:1 Geared-Down 1/2"	73
NKM0221905	Radial Multiple Static Tool 3/4"	55	NKM1080125	Axial Rear-Set Driven Tool ER25	39
NKM0240125	Axial Driven Tool ER25	69			
NKM0240225	Axial Driven Tool ER25 Cool Thru*	69			
NKM0240520	Axial Driven Tool ERA20	69			

Table of Contents

Part Number Index

NKM1080132	Axial Rear-Set Driven Tool ER32	39	NKM1790516	Radial Reinforced Mill Head Ø16x17	65
NKM1080225	Axial Rear-Set Driven Tool ER25 Cool Thru*	39	NKM1820225	Axial Opposite Face ER25+ER25	71
NKM1080232	Axial Rear-Set Driven Tool ER32 Cool Thru*	39	NKM1830125	Radial Reinforced ER25	28
NKM1110132L	Radial Blade Holder Cool Thru (Left Hand)	56	NKM1830132	Radial Reinforced ER32	28
NKM1110132R	Radial Blade Holder Cool Thru (Right Hand)	56	NKM1830225	Radial Reinforced ER25 Cool Thru*	28
NKM1140140	Axial MTSK-40 Rear-Set	39	NKM1830232	Radial Reinforced ER32 Cool Thru*	28
NKM1140240	Axial MTSK-40 Rear-Set Cool Thru*	39	NKM1830325	Radial Reinforced ERA25	28
NKM1190132	Radial MTSK-32 Driven Tool	65	NKM1830419	Radial Mill Head 3/4"x3/4"	28
NKM1190232	Radial MTSK-32 Driven Tool Cool Thru*	65	NKM1830432	Radial Reinforced ERA32 Cool Thru*	28
NKM1200132	Axial MTSK-32 Driven Tool	69	NKM1830516	Radial Mill Head 16x17mm	28
NKM1200232	Axial MTSK-32 Driven Tool Cool Thru*	69	NKM1830522	Radial Mill Head 22x19mm	28
NKM1210200	Broaching/Slotting Driven Tool 25mm Stroke	73	NKM1862000	Radial Single Static Tool 20mm Cool Thru*	53
NKM1220120	0-180 Adj. Angle ER20 with Digital Display	47	NKM1910140	Radial MTSK-40	28
NKM1220125	0-180 Adj. Angle ER25 with Digital Display	47	NKM1941108	Radial Driven Gear Hobb Ø8mm	50
NKM1220516	0-180 Adj. Angle 16x17mm with Digital Display	47	NKM1941110	Radial Driven Gear Hobb Ø10mm	50
NKM1220519	0-180 Adj. Angle 3/4"x3/4" with Digital Display	47	NKM1941113	Radial Driven Gear Hobb Ø13mm	50
NKM1220522	0-180 Adj. Angle 22x19mm with Digital Display	47	NKM1941116	Radial Driven Gear Hobb Ø16mm	50
NKM1240100	Axial MTSK-40 for Power Skiving	50	NKM1972000	Radial Single Side Twin Static Tool Ø20mm	74
NKM1250616	Axial Single Side Twin Weldon 16	46	NKM1982000	Radial Double Side Twin Static Tool Ø20mm	75
NKM1260120	0-180 Adj. Angle ER20	46	NKM1993175	Axial Single BBH 1-1/4"	77
NKM1260125	0-180 Adj. Angle ER25	46	NKM1993200	Axial Single BBH Ø32mm	77
NKM1260516	0-180 Adj. Angle 16x17mm	46	NKM2002500	Axial Double BBH 2 Positions in Y Ø25mm	78
NKM1260519	0-180 Adj. Angle 3/4"x3/4"	46	NKM2040116	Axial Geared-Up 1:3 Rear-Set ER16	41
NKM1260522	0-180 Adj. Angle 22x19mm	46	NKM2040216	Axial Geared-Up 1:3 Rear-Set ER16 Cool Thru*	41
NKM1300132	Axial ER32 12,000 RPM	34	NKM2050132	Radial ER32 Driven Tool 12K RPM	29
NKM1300140	Axial ER40 12,000 RPM	34	NKM2060140	Axial MTSK-40 12,000 RPM	34
NKM1300232	Axial ER32 12,000 RPM Cool Thru*	34	NKM2060240	Axial MTSK-40 12,000 RPM Cool Thru*	34
NKM1300240	Axial ER40 12,000 RPM Cool Thru*	34	NKM2073225	Axial Opposite Face ER32+ER25 12K RPM	43
NKM1350240	Radial MTSK-40 Cool Thru*	28	NKM2080132	Axial Driven Tool ER32	33
NKM1362500	Axial Rear Set BBH 25mm	61	NKM2080140	Axial Driven Tool ER40	33
NKM1363200	Axial Rear Set BBH 32mm	60	NKM2080232	Axial Driven Tool ER32 Cool Thru*	33
NKM1390132	Axial ER32	36	NKM2080240	Axial Driven Tool ER40 Cool Thru*	33
NKM1390140	Axial ER40	36	NKM2090140	Axial MTSK-40	33
NKM1390232	Axial ER32 Cool Thru*	36	NKM2090240	Axial MTSK-40 Cool Thru*	33
NKM1390240	Axial ER40 Cool Thru*	36	NKM2103225	Axial Opposite Face ER32+ER25	43
NKM1403225	Axial Opposite Face ER32+ER25	44	NKM2140126	Radial Blade Holder with Blade Kit	76
NKM1410140	Axial MTSK-40	36	NKM2150226	Radial Blade Holder Cool Thru*	76
NKM1410240	Axial MTSK-40 Cool Thru*	36	NKM2192000	Radial Double Static Tool Ø20mm Cool Thru*	54
NKM1452525	Axial Double Collet Chuck ER25+ER25	62	NKM2192500	Radial Double Static Tool Ø25mm Cool Thru*	55
NKM1453232	Axial Double Collet Chuck ER32+ER32	62	NKM2202316	Radial Geared-Up 1:3 Redirected in Z ERA16	29
NKM1469108	Axial for Internal Polygon-making Weldon 8	71	NKM2202416	Radial Geared-Up 1:3 Redirected in Z ERA16 Cool Thru*	29
NKM1469110	Axial for Internal Polygon-making Weldon 10	71	NKM2230100	Tailstock for Subspindle Ø38mm	63
NKM1469112	Axial for Internal Polygon-making Weldon 12	71	NKM2230100L	Tailstock for Subspindle 2"	63
NKM1469116	Axial for Internal Polygon-making Weldon 16	71	NKM2262500	Axial Rear Set Double BBH Ø25mm	61
NKM1469125	Axial for Internal Polygon-making ER25	71			
NKM1514010	Radial Single Rear-Set Capto C4 Right Hand	64			
NKM1514010LC	Radial Single Rear-Set Capto C4 Left Hand	64			
NKM1524010	Axial Rear Set Boring Single Static C4 Right Hand	64			
NKM1524010LC	Axial Rear Set Boring Single Static C4 Left Hand	64			
NKM1530325	Radial Geared-Down Redirected ERA25	67			
NKM1580325	Radial Geared-Down Redirected ERA25	66			
NKM1580425	Radial Geared-Down Redirected ERA25 Cool Thru*	66			
NKM1641617	Radial Geared-Down Redirected Ø16x17	67			
NKM1642219	Radial Geared-Down Redirected Ø22x19	67			
NKM1650316	Axial Geared-Up 1:3 Rear Set ERA16	70			
NKM1650416	Axial Geared-Up 1:3 Rear Set ERA16 Cool Thru*	70			
NKM1690316	Radial Redirected in Z ERA16	66			
NKM1690416	Radial Redirected in Z ERA16 Cool Thru*	66			
NKM1691316	Radial Geared-Up Redirected ERA16	68			
NKM1691416	Radial Geared-Up Redirected ERA16 Cool Thru*	68			
NKM1711905	Radial Single Rear Set Static Tool 3/4"	53			
NKM1712000	Radial Single Rear Set Static Tool 20mm	53			
NKM1790125	Radial Reinforced ER25	65			
NKM1790225	Radial Reinforced ER25 Cool Thru*	65			
NKM1790320	Radial Reinforced ERA20	65			
NKM1790420	Radial Reinforced ERA20 Cool Thru*	65			