

DRIVEN and STATIC TOOLING
For
EUROTECH



10139 BERGIN RD.

HOWELL, MI 48843

PHONE : 877-91-TOOLS (810-632-4446)

FAX: 877-92-TOOLS (810-632-4467)

EMAIL: info@mdtooling.com

WEBSITE: www.mdtooling.com

Live Tooling



M. T. Marchetti, a major live tool manufacturer in northern Italy, is a leader in live tool technology. The formula is simple. Use only the best angular contact high-speed bearings available. Add to this an exacting tolerances for all ground shafts, gears and bearing pocket features. Next, develop a sealed system that **will not** allow any contamination from chips or coolant.

Top this all off with a superior design and you end up with a live tool that is more rigid, faster and will last longer. **We back this up with a 2-Year factory warranty.**

Our Live Tool Warranty

Our tooling will give years of service in the most demanding applications. The superior design and rugged construction has proven this over the last 12 years. The reliability of our tools allows us to provide a 2-year factory warranty, for non-wear components.

MD Tooling will repair any defective tool holders for a period of 2 years from the date of purchase.

Product Range

We have the largest range of live tooling available for most major machine tool manufactures.

Our available products include an extensive line of standard live tooling as well as specialty tool holders such as 0-180 adjustable angle tool holders, gear hobbors, and even worm gear generators. Our product range includes geared up holders to 60,000 RPM and are engineered for 1,000 PSI coolant through.

We are an industry leader in providing complete tooling solutions with hundreds of static tool options as well.

Technical Support

Here at MD Tooling we have a full technical support department with over 35 years of CNC experience.

Our highly qualified staff can help with part processing, tooling up a job from a blue print and even assist with part programming. Applications Engineers are always available by phone to answer any questions you may have about our tooling or any other CNC related issue.

Stock and Replenishment

MD Tooling maintains an extensive inventory of tooling in our warehouse in Michigan. Our current "fill" rate on orders is 93% from our stock in Michigan for same day shipping.

Should you require a non-stock item, our manufacturer, M.T. Marchetti also maintains a large inventory in Italy. Tooling can be obtained in as little as 3-5 business days.

Shipping

MD Tooling realizes that when you need tooling, often you can't wait until the next day. We process orders and ship from available stock right up until 4PM EST to make certain we get your tooling solutions to you as quickly as possible.

We regularly ship throughout the day via UPS, FedEx or any other carrier that a customer requests.



10139 Bergin Road
Howell, MI 48843
Phone: (810) 632-4446
Fax: (810) 632-4467
Email: info@mdtooling.com
Web: www.mdtooling.com

- Fast, Friendly, Reliable Service!
- Quality tooling at highly competitive pricing.
- 2-Year Warranty on all live tools.
- Extensive inventory. We currently ship over 93% of all orders same day.
- In-house repair services available.
- If a warranty tool needs to be returned for inspection, service or repair, loaner tools are available to keep your machine tool production up and running.
- More specialty tool holders than any other manufacturer.
- Custom tool holders available.
- All available tooling may not be shown in this catalog. If you can't find the holder you're looking for, please contact our office for assistance.



Table of Contents

Categorized Listing

B301 / 445 / 470 / 501(Y-S) / 510 / 545 / 550 / 565 / 620 / 650 / 658 / 1200 / 446 / 465 / 735 / 745 / 765 / 835 / B750/1250 16 ST. - BV210/315	1	DRIVEN	13
DRIVEN	1	AXIAL DRIVEN TOOL H=100mm	13
RADIAL DRIVEN TOOL	1	QUICK CHANGE AXIAL MTSK DRIVEN TOOL H=100mm	14
QUICK CHANGE RADIAL MTSK DRIVEN TOOL	1	B301 / 445 / 470 / 501(Y-S) / 510 / 620 / 650 / 658 / 1200 / 735 / 835 - BV210/315	15
B301 / 445 / 470 / 501(Y-S) / 510 / 545 / 550 / 565 / 620 / 650 / 658 / 1200 / 446 / 465 / 735 / 745 / 765 / 835 / B750/1250 16 ST.	2	DRIVEN	15
DRIVEN	2	AXIAL REINFORCED DRIVEN TOOL H=80mm	15
RADIAL DRIVEN TOOL HIGH PRESSURE	2	B445 / 470 / 545 / 550 / 565 / 650 / 658 / 1200 / 446 / 465 / 735 / 745 / 765 / 835 / B750/1250 16 ST.	16
B301 / 445 / 470 / 501(Y-S) / 510 / 545 / 550 / 565 / 620 / 650 / 658 / 1200 / 446 / 465 / 735 / 745 / 765 / 835 / B750/1250 16 ST. - BV210/315	3	DRIVEN	16
DRIVEN	3	AXIAL REINFORCED DRIVEN TOOL H=100mm	16
RADIAL REINFORCED DRIVEN TOOL	3	B301 / 445 / 470 / 501(Y-S) / 510 / 620 / 650 / 658 / 735 / 835 / 1200	16
B301 / 445 / 470 / 501(Y-S) / 510 / 545 / 550 / 565 / 620 / 650 / 658 / 1200 / 446 / 465 / 735 / 745 / 765 / 835 / B750/1250 16 ST.	4	DRIVEN	16
DRIVEN	4	AXIAL REAR-SET DRIVEN TOOL H=78mm	16
RADIAL DRIVEN TOOL RE-DIRECTED IN Z BY 36mm	4	B445 / 470 / 545 / 550 / 565 / 650 / 658 / 1200 / 446 / 465 / 735 / 745 / 765 / 835 / B750/1250 16 ST.	17
RADIAL GEARED-DOWN 2:1 DRIVEN TOOL RE-DIRECTED IN Z BY 36mm	4	DRIVEN	17
RADIAL GEARED-UP 1:2 DRIVEN TOOL RE-DIRECTED IN Z BY 45mm	5	AXIAL REAR-SET DRIVEN TOOL H=108mm	17
RADIAL DRIVEN TOOL RE-DIRECTED IN Y BY 45mm	5	B301 / 445 / 470 / 501(Y-S) / 510 / 650 / 658 / 735 / 835 / 1200 - BV210/315	17
B301 / 445 / 470 / 501(Y-S) / 510 / 545 / 550 / 565 / 620 / 650 / 658 / 1200 / 446 / 465 / 735 / 745 / 765 / 835 / B750/1250 16 ST. - BV210/315	6	DRIVEN	17
RADIAL GEARED-UP 1:5.625 DRIVEN TOOL	6	AXIAL GEARED-DOWN 2:1 DRIVEN TOOL H=63mm	17
RADIAL SINGLE SIDE TWIN HEAD DRIVEN TOOL IN Y	6	B445 / 470 / 550 / 650 / 658 / 1200 / 446 / 465 / 735 / 745 / 765 / 835 / B750/1250 16 ST.	18
DRIVEN	7	DRIVEN	18
RADIAL GEARED-UP 1:2 SINGLE SIDE TWIN HEAD DRIVEN TOOL IN Y	7	AXIAL GEARED-DOWN 2:1 DRIVEN TOOL H=100mm	18
RADIAL GEARED-UP 1:2 SINGLE SIDE TWIN HEAD DRIVEN TOOL IN Y	7	B301 / 445 / 470 / 501(Y-S) / 510 / 620 / 650 / 658 / 1200 / 735 / 835 - BV210/315	19
B301 / 445 / 470 / 501(Y-S) / 510 / 545 / 550 / 565 / 620 / 650 / 658 / 1200 / 446 / 465 / 735 / 745 / 765 / 835 / B750/1250 16 ST.	7	DRIVEN	19
DRIVEN	7	AXIAL GEARED-UP 1:2 DRIVEN TOOL H=70mm	19
RADIAL GEARED-UP 1:2 TWIN HEAD DRIVEN TOOL IN Z	7	B445 / 470 / 545 / 550 / 565 / 650 / 658 / 1200 / 446 / 465 / 735 / 745 / 765 / 835 / B750/1250 16 ST.	19
B445 / 470 / 545 / 550 / 565 / 650 / 658 / 1200 / 446 / 465 / 735 / 745 / 765 / 835 / B750/1250 16 ST.	8	DRIVEN	19
DRIVEN	8	AXIAL GEARED-UP 1:2 DRIVEN TOOL H=100mm	19
RADIAL INVERTED DRIVEN TOOL RE-DIRECTED IN Z	8	AXIAL GEARED-UP 1:3 REAR SET DRIVEN TOOL H=100mm	20
B301 / 445 / 470 / 501(Y-S) / 510 / 545 / 550 / 565 / 620 / 650 / 658 / 1200 / 446 / 465 / 735 / 745 / 765 / 835 / B750/1250 16 ST.	8	B301 / 445 / 470 / 501(Y-S) / 510 / 620 / 650 / 658 / 735 / 835 / 1200 - BV210/315	20
DRIVEN	8	DRIVEN	20
RADIAL ±30° ADJUSTABLE ANGLE DRIVEN TOOL RE-DIRECTED BY 30mm	8	AXIAL GEARED-UP 1:5.625 DRIVEN TOOL H=70mm	20
B301 / 445 / 470 / 501(Y-S) / 510 / 620 / 650 / 658 / 1200 / 735 / 835 - BV210/315	9	B445 / 470 / 545 / 550 / 565 / 650 / 658 / 1200 / 446 / 465 / 735 / 745 / 765 / 835 / B750/1250 16 ST.	21
DRIVEN	9	DRIVEN	21
AXIAL DRIVEN TOOL H=70mm	9	AXIAL GEARED-UP 1:5.625 DRIVEN TOOL H=100mm	21
QUICK CHANGE AXIAL MTSK DRIVEN TOOL H=70mm	10	B301 / 445 / 470 / 501(Y-S) / 510 / 620 / 650 / 658 / 735 / 835 / 1200	22
AXIAL DRIVEN TOOL H=80mm	11	DRIVEN	22
QUICK CHANGE AXIAL MTSK DRIVEN TOOL H=80mm	12	AXIAL DRIVEN TOOL FOR INTERNAL POLYGON-MAKING H=70mm	22
B445 / 470 / 545 / 550 / 565 / 650 / 658 / 1200 / 446 / 465 / 735 / 745 / 765 / 835 / B750/1250 16 ST.	13	B445 / 470 / 545 / 550 / 565 / 650 / 658 / 1200 / 446 / 465 / 735 / 745 / 765 / 835 / B750/1250 16 ST.	22
		DRIVEN	22

Table of Contents

Categorized Listing

AXIAL DRIVEN TOOL FOR INTERNAL POLYGON-MAKING H=100mm	22	DRIVEN	29
B301 / 445 / 470 / 501(Y-S) / 510 / 620 / 650 / 658 / 735 / 835 / 1200	23	AXIAL MULTIPLE 2+2 OUTLET DRIVEN TOOL IN Y H=70mm	29
DRIVEN	23	B445 / 470 / 446 / 465 / 745 / 735 / 765 / 835	
QUICK CHANGE AXIAL MTSK DRIVEN TOOL FOR INTERNAL POLYGON-MAKING H=70mm	23	B750/1250 16 ST.	30
B445 / 470 / 545 / 550 / 565 / 650 / 658 / 1200 / 446 / 465 / 735 / 745 / 765 / 835 / B750/1250 16 ST.	23	DRIVEN	30
DRIVEN	23	AXIAL MULTIPLE 2+2 OUTLET DRIVEN TOOL IN Y H=100mm	30
QUICK CHANGE AXIAL MTSK DRIVEN TOOL FOR INTERNAL POLYGON-MAKING H=100mm	23	B301 / 445 / 470 / 501(Y-S) / 510 / 545 / 550 / 565 / 620 / 650 / 658 / 1200 / 446 / 465 / 735 / 745 / 765 / 835 - BV210/315	30
B301 / 445 / 470 / 501(Y-S) / 510 / 620 / 650 / 658 / 735 / 835 / 1200	24	DRIVEN	30
DRIVEN	24	0-180 ADJUSTABLE ANGLE DRIVEN TOOL	30
AXIAL SINGLE SIDE TWIN HEAD DRIVEN TOOL IN Y FOR INTERNAL POLYGON-MAKING H=70mm	24	0-180 ADJUSTABLE ANGLE DRIVEN TOOL WITH DIGITAL DISPLAY	31
B445 / 470 / 545 / 550 / 565 / 446 / 465 / 735 / 745 / 765 / 835 / B750/1250 16 ST.	24	0-180 ADJUSTABLE ANGLE DRIVEN TOOL	32
DRIVEN	24	0-180 ADJUSTABLE ANGLE DRIVEN TOOL WITH DIGITAL DISPLAY	32
AXIAL SINGLE SIDE TWIN HEAD DRIVEN TOOL IN Y FOR INTERNAL POLYGON-MAKING H=100mm	24	0-180 ADJUSTABLE ANGLE DRIVEN TOOL GEARED-UP 1:2	33
B301 / 445 / 470 / 501(Y-S) / 510 / 620 / 650 / 565 / 658 / 735 / 835 / 1200	25	0-180 ADJUSTABLE ANGLE DRIVEN TOOL GEARED-UP 1:2 WITH DIGITAL DISPLAY	33
DRIVEN	25	B301 / 445 / 470 / 501(Y-S) / 510 / 545 / 550 / 565 / 620 / 650 / 658 / 1200 / 446 / 465 / 735 / 745 / 765 / 835 - B750/1250 16 ST.	34
AXIAL DRIVEN OPPOSITE FACE TOOL H=70mm	25	DRIVEN	34
B301 / 445 / 470 / 501(Y-S) / 510 / 620 / 650 / 658 / 735 / 835 / 1200	25	DRIVEN GEAR HOBBER	34
DRIVEN	25	B301 / 445 / 470 / 501(Y-S) / 510 / 545 / 550 / 565 / 620 / 650 / 658 / 1200 / 446 / 465 / 735 / 745 / 765 / 835	34
AXIAL OPPOSITE FACE TWIN DRIVEN TOOL H=70mm	25	DRIVEN	34
AXIAL OPPOSITE FACE TWIN DRIVEN TOOL H=80mm	26	RADIAL DRIVEN GEAR HOBBER	34
B445 / 470 / 545 / 550 / 565 / 650 / 658 / 1200 / 446 / 465 / 735 / 745 / 765 / 835 / B750/1250 16 ST.	26	B301 / 445 / 470 / 501(Y-S) / 510 / 545 / 550 / 565 / 620 / 650 / 658 / 1200 / 446 / 465 / 735 / 745 / 765 / 835 - B750/1250 16 ST.	35
DRIVEN	26	DRIVEN	35
AXIAL DRIVEN OPPOSITE FACE TOOL H=100	26	QUICK CHANGE AXIAL MTSK DRIVEN TOOL FOR POWER SKIVING H=85mm	35
AXIAL OPPOSITE FACE TWIN DRIVEN TOOL H=100mm	27	B301 / 445 / 470 / 501(Y-S) / 510 / 545 / 550 / 565 / 620 / 650 / 658 / 1200 / 446 / 465 / 735 / 745 / 765 / 835	35
B301 / 445 / 470 / 501(Y-S) / 510 / 620 / 650 / 658 / 1200 / 735 / 835 - BV210/315	27	DRIVEN	35
DRIVEN	27	AXIAL ±180° ADJUSTABLE ANGLE DRIVEN TOOL	35
AXIAL SINGLE SIDE TWIN HEAD DRIVEN TOOL IN Y H=70mm	27	±90° ADJUSTABLE ANGLE REAR-SET DRIVEN TOOL	36
B445 / 470 / 510 / 545 / 550 / 565 / 650 / 658 / 1200 / 446 / 465 / 735 / 745 / 765 / 835 / B750/1250 16 ST.	28	B750/1250 16 ST.	36
DRIVEN	28	DRIVEN	36
AXIAL SINGLE SIDE TWIN HEAD DRIVEN TOOL IN Y H=100mm	28	±90° ADJUSTABLE ANGLE REAR-SET DRIVEN TOOL	36
B301 / 445 / 470 / 501(Y-S) / 510 / 620 / 650 / 658 / 735 / 835 / 1200 - BV210/315	28	B301 / 445 / 470 / 501(Y-S) / 510 / 545 / 550 / 565 / 650 / 658 / 1200 / 446 / 465 / 735 / 745 / 765 / 835 - B750/1250 16 ST.	37
DRIVEN	28	DRIVEN	37
AXIAL GEARED-UP 1:2 SINGLE SIDE TWIN HEAD DRIVEN TOOL IN Y H=70mm	28	°45 FIXED ANGLE GEARED-DOWN 2:1 DRIVEN TOOL	37
B445 / 470 / 510 / 545 / 550 / 565 / 446 / 465 / 735 / 745 / 765 / 835 / B750/1250 16 ST.	29	±15° Y AXIS ADJUSTABLE ANGLE DRIVEN TOOL	37
DRIVEN	29	B301 / 445 / 470 / 501(Y-S) / 510 / 545 / 550 / 565 / 620 / 650 / 658 / 1200 / 446 / 465 / 735 / 745 / 765 / 835 - B750/1250 16 ST.	38
AXIAL GEARED-UP 1:2 SINGLE SIDE TWIN HEAD DRIVEN TOOL IN Y H=100mm	29	DRIVEN	38
B445 / 470 / 620 / 650 / 658 / 735 / 835 / 1200	29	DRIVEN TOOL FOR WORM SCREWS	38
		B301 / 445 / 470 / 501(Y-S) / 510 / 545 / 550 / 565 / 620 / 650 / 658 / 735 / 835 / 1200	38
		DRIVEN	38
		BROACHING/SLOTTING DRIVEN TOOL 25mm STROKE H=85mm	38

Table of Contents

Categorized Listing

BROACHING/SLOTTING DRIVEN TOOL 50mm STROKE H=85mm	39	B301 / 445 / 470 / 501(Y-S) / 510 / 620 / 650 / 658 / 1200	49
B445 / 470 / 545 / 550 / 565 / 650 / 658 / 1200 / 446 / 465 / 735 / 745 / 765 / 835 / B750/1250 16 ST.	40	- B750/1250 16 ST.	49
DRIVEN	40	STATIC	49
BROACHING/SLOTTING DRIVEN TOOL 25mm STROKE H=100mm	40	AXIAL SINGLE BORING BAR HOLDER H=80mm	49
BROACHING/SLOTTING DRIVEN TOOL 50mm STROKE H=100mm	40	B301 / 445 / 470 / 501(Y-S) / 510 / 545 / 550 / 565 / 650 / 658 / 1200 / 446 / 465 / 735 / 745 / 765 / 835 / B750/1250 16 ST.	50
B445 / 470 / 446 / 465 / 745 / 765	41	STATIC	50
DRIVEN	41	AXIAL SINGLE BORING BAR HOLDER H=100mm	50
DRIVEN TOOL HOLDER FOR SLIDING STEADY REST (SIZE 1)	41	B301 / 445 / 470 / 501(Y-S) / 510 / 545 / 550 / 565 / 620 / 650 / 658 / 735 / 835 / 1200 - B750/1250 16 ST.	50
B301 / 445 / 470 / 501(Y-S) / 510 / 545 / 550 / 565 / 620 / 650 / 658 / 1200 / 446 / 465 / 735 / 745 / 765 / 835 / B750/1250 16 ST. - BV210/315	42	STATIC	50
DRIVEN	42	AXIAL REAR SET BORING BAR HOLDER H=80mm	50
BIGLIA B436 TOOLING ADAPTER CARTRIDGE H=30mm	42	B750/1250 16 ST.	51
B301 / 445 / 470 / 501(Y-S) / 510 / 545 / 550 / 565 / 620 / 650 / 658 / 1200 / 446 / 465 / 735 / 745 / 765 / 835 - B750/1250 16 ST.	42	STATIC	51
DRIVEN	42	AXIAL 2+2 POSITION BORING BAR HOLDER	51
BIGLIA TOOLING ADAPTER CARTRIDGE H=30mm	42	B301 / 445 / 470 / 620 / 650 / 658 / 1200 - B750/1250 16 ST.	51
B301 / 445 / 470 / 501(Y-S) / 510 / 545 / 550 / 565 / 620 / 650 / 658 / 1200 / 446 / 465 / 735 / 745 / 765 / 835 / B750/1250 16 ST.	43	STATIC	51
STATIC	43	AXIAL 2+2 POSITION BORING BAR HOLDER	51
RADIAL SINGLE STATIC TOOL	43	B545 / 565 / 446 / 465 / 745 / 765 - B750/1250 16 ST.	52
RADIAL SINGLE STATIC TOOL	43	STATIC	52
B658 / 1200 - B750 / 1250 16 ST.	44	AXIAL 2+2 POSITION BORING BAR HOLDER	52
STATIC	44	B445 / 470 / 545 / 550 / 565 / 650 / 658 / 1200 / 446 / 465 / 745 / 765 - B750/1250 16 ST.	52
RADIAL SINGLE STATIC TOOL	44	STATIC	52
B301 / 445 / 470 / 501(Y-S) / 510 / 545 / 550 / 565 / 620 / 650 / 658 / 1200 / 446 / 465 / 735 / 745 / 765 / 835 / B750/1250 16 ST.	44	AXIAL 3+3 POSITION BORING BAR HOLDER	52
STATIC	44	B445 / 470 / 545 / 550 / 565 / 620 / 650 / 658 / 1200 / 446 / 465 / 735 / 745 / 765 / 835 / B750/1250 16 ST.	53
RADIAL SINGLE REAR-SET STATIC TOOL	44	STATIC	53
RADIAL SINGLE REAR-SET STATIC TOOL	44	AXIAL 4+4 POSITION BORING BAR HOLDER	53
RADIAL SINGLE SIDE TWIN STATIC TOOL	45	B301 / 445 / 470 / 501(Y-S) / 510 / 545 / 550 / 565 / 650 / 658 / 1200 / 446 / 465 / 735 / 745 / 765 / 835	53
RADIAL DOUBLE STATIC TOOL	45	/ B750/1250 16 ST.	53
RADIAL DOUBLE STATIC TOOL	45	STATIC	53
B301 / 445 / 470 / 501(Y-S) / 510 / 545 / 550 / 565 / 650 / 658 / 1200 / 446 / 465 / 735 / 745 / 765 / 835	46	AXIAL 8 POSITION BORING BAR HOLDER	53
STATIC	46	B301 / 445 / 470 / 501(Y-S) / 510 / 545 / 550 / 565 / 650 / 658 / 735 / 835 / 1200 - B750/1250 16 ST.	54
RADIAL DOUBLE SIDE TWIN STATIC TOOL	46	STATIC	54
B301 / 445 / 470 / 501(Y-S) / 510 / 545 / 550 / 565 / 620 / 650 / 658 / 1200 / 446 / 465 / 735 / 745 / 765 / 835 / B750/1250 16 ST.	46	TAILSTOCK FOR SUBSPINDLE	54
STATIC	46	B301 / 445 / 470 / 501(Y-S) / 510 / 545 / 550 / 565 / 620 / 650 / 658 / 1200 / 446 / 465 / 735 / 745 / 765 / 835 / B750/1250 16 ST.	55
RADIAL SINGLE STATIC TOOL FOR SUB SPINDLE	46	STATIC	55
RADIAL BLADE HOLDER WITH BLADE KIT	47	CAPTO STATIC	55
RADIAL BLADE HOLDER WITH INTERNAL COOLANT-BLADE KIT NOT INCLUDED	47	RADIAL SINGLE REAR-SET STATIC TOOL CAPTO C5	55
AXIAL SINGLE STATIC TOOL	48	AXIAL REAR-SET SINGLE STATIC TOOL CAPTO C4	56
B658 / 1200 - B750 / 1250 16 ST.	48	AXIAL REAR-SET SINGLE STATIC TOOL CAPTO C5	56
STATIC	48	B436 / 438 - BMX 45Y2	57
AXIAL SINGLE STATIC TOOL	48	DRIVEN	57
B650 / 658 / 1200 - B750 / 1250 16 ST.	49	RADIAL DRIVEN TOOL	57
STATIC	49	QUICK CHANGE RADIAL MTSK DRIVEN TOOL	57
AXIAL SINGLE BORING BAR HOLDER H=80mm	49	RADIAL REINFORCED DRIVEN TOOL	58
		RADIAL DRIVEN TOOL RE-DIRECTED IN Z BY 36mm	58
		RADIAL GEARED-UP 1:2 DRIVEN TOOL RE-DIRECTED IN Z BY 36mm	59
		RADIAL GEARED-UP 1:3 DRIVEN TOOL RE-DIRECTED IN Z BY 36mm	59

Table of Contents

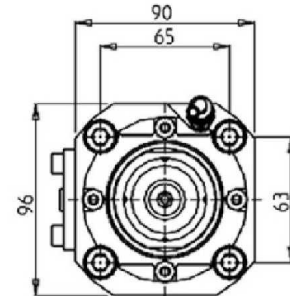
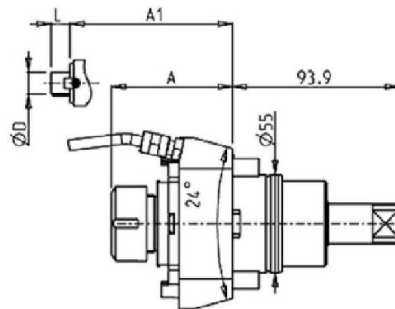
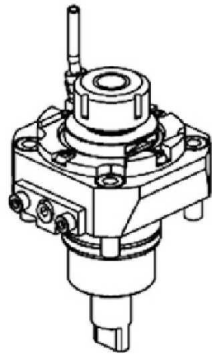
Categorized Listing

RADIAL SINGLE SIDE TWIN HEAD DRIVEN TOOL IN Y	60
AXIAL DRIVEN TOOL H=40mm	61
AXIAL DRIVEN TOOL H=50mm	61
AXIAL DRIVEN TOOL H=70mm	62
AXIAL REAR-SET DRIVEN TOOL	62
QUICK CHANGE AXIAL MTSK REAR-SET DRIVEN TOOL	63
AXIAL GEARED-UP 1:2 REAR-SET DRIVEN TOOL	63
AXIAL GEARED-UP 1:3 REAR-SET DRIVEN TOOL	64
AXIAL DRIVEN TOOL FOR INTERNAL POLYGON-MAKING H=70mm	64
AXIAL OPPOSITE FACE TWIN DRIVEN TOOL H=70mm	65
AXIAL SINGLE SIDE TWIN HEAD DRIVEN TOOL IN Y H=70mm	65
0-180 ADJUSTABLE ANGLE DRIVEN TOOL H=48mm	66
0-180 ADJUSTABLE ANGLE DRIVEN TOOL H=65mm	66
DRIVEN GEAR HOBBER	67
BROACHING/SLOTTING DRIVEN TOOL 25mm STROKE H=70mm	67
STATIC	68
RADIAL SINGLE STATIC TOOL	68
RADIAL SINGLE REAR SET STATIC TOOL	68
RADIAL SINGLE SIDE TWIN STATIC TOOL	69
RADIAL DOUBLE SIDE TWIN STATIC TOOL	69
RADIAL BLADE HOLDER WITH BLADE KIT	70
RADIAL BLADE HOLDER WITH INTERNAL COOLANT - BLADE KIT NOT INCLUDED	70
AXIAL SINGLE STATIC TOOL	71
AXIAL SINGLE BORING BAR HOLDER H=45mm	71
AXIAL SINGLE BORING BAR HOLDER H=75mm	71
AXIAL SINGLE BORING BAR HOLDER H=75mm	72
AXIAL SINGLE REAR SET BORING BAR HOLDER H=70mm	72
AXIAL DOUBLE BORING BAR HOLDER 2 POSITIONS IN Y H=70mm	72
B500 / B501 / B1000 / B56 Hydraulic Turret	73
DRIVEN	73
RADIAL DRIVEN TOOL	73
AXIAL DRIVEN TOOL	73
AXIAL GEARED-DOWN 2:1 DRIVEN TOOL	74
AXIAL GEARED-UP 1:2 DRIVEN TOOL	74
ACCESSORIES	75
DRIVEN	75
MTSK-32 ER ADAPTORS	75
MTSK-32 MILL ADAPTORS	75
MTSK-40 ER ADAPTORS	76
MTSK-40 MILL ADAPTORS	77
TOOL DISASSEMBLING EQUIPMENT FOR MTSK ADAPTORS	78

B301 / 445 / 470 / 501(Y-S) / 510 / 545 / 550 / 565 / 620 / 650 / 658 / 1200 / 446 / 465 / 735 / 745 / 765 / 835 / B750/1250 16 ST. - BV210/315

DRIVEN

RADIAL DRIVEN TOOL

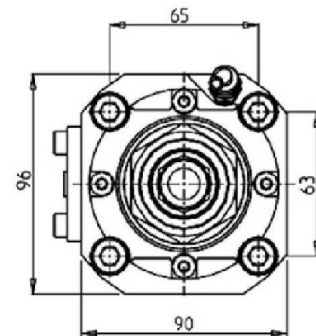
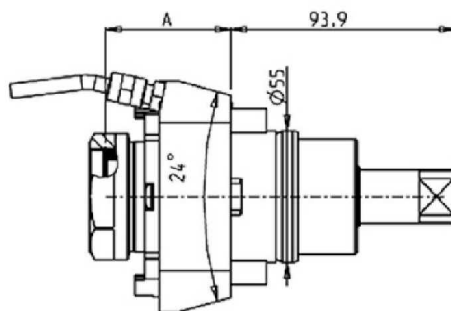
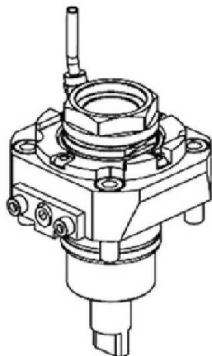


PartNumber	Description	Spindle	I	RPM	Cool Thru	Ext Cool	A	A1	D	L
BGL0230125	Radial ER25	ER25	1:1	6000		X	68.16			
BGL0620225	Radial ER25 Cool Thru*	ER25	1:1	6000	X	X	75.16			
BGL0230132	Radial ER32	ER32	1:1	6000		X	71.16			
BGL0620232	Radial ER32 Cool Thru*	ER32	1:1	6000	X	X	78.16			
BGL0230516	Radial Mill Arbor 16x17mm	16x17	1:1	6000		X		45	16	17
BGL0230522	Radial Mill Arbor 22x19mm	22x19	1:1	6000		X		45	22	19
BGL0230527	Radial Mill Arbor 27x21mm	27x21	1:1	6000		X		47.5	27	21

* Coolant Thru tools are designed for 1000 psi. They require 5 Micron Filtration and **CANNOT** be run dry.

QUICK CHANGE RADIAL MTSK DRIVEN TOOL

See Accessories for MTSK Clamping Units



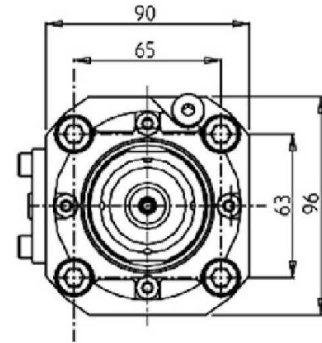
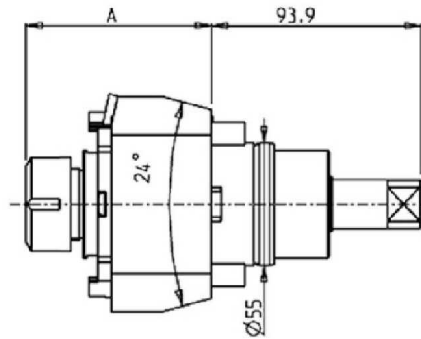
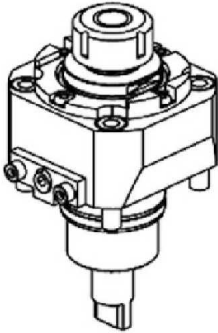
PartNumber	Description	Spindle	I	RPM	Cool Thru	Ext Cool	A
BGL0160140	Radial MTSK-40 Driven Tool	MTSK-40	1:1	6000		X	52.5
BGL0610240	Radial MTSK-40 Driven Tool Cool Thru*	MTSK-40	1:1	6000	X	X	60.5

* Coolant Thru tools are designed for 1000 psi. They require 5 Micron Filtration and **CANNOT** be run dry.

B301 / 445 / 470 / 501(Y-S) / 510 / 545 / 550 / 565 / 620 / 650 / 658 / 1200 / 446 / 465 / 735 / 745 / 765 / 835 / B750/1250 16 ST.

DRIVEN

RADIAL DRIVEN TOOL HIGH PRESSURE



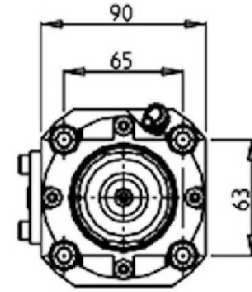
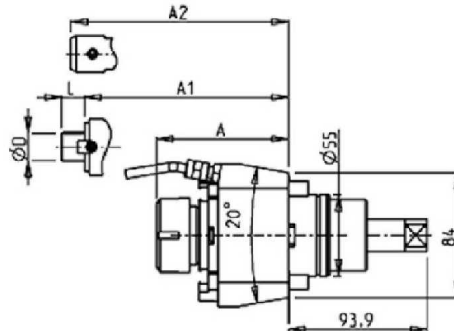
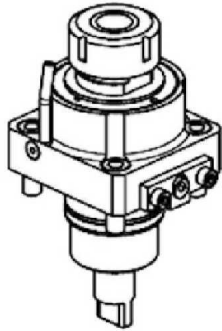
PartNumber	Description	Spindle	I	RPM	Cool Thru	Ext Cool	A
BGL0290132	Radial Driven ER32 Cool Thru*	ER32	1:1	6000	X	X	86.16

* Coolant Thru tools are designed for 1000 psi.
They require 5 Micron Filtration and **CANNOT** be run dry.

B301 / 445 / 470 / 501(Y-S) / 510 / 545 / 550 / 565 / 620 / 650 / 658 / 1200 / 446 / 465 / 735 / 745 / 765 / 835 / B750/1250 16 ST. - BV210/315

DRIVEN

RADIAL REINFORCED DRIVEN TOOL



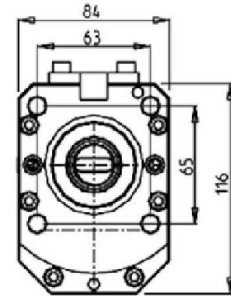
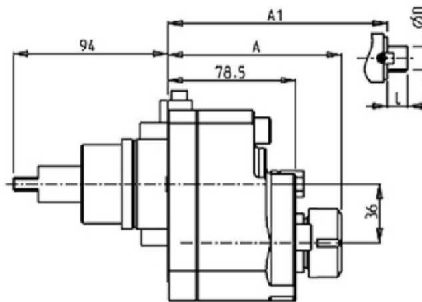
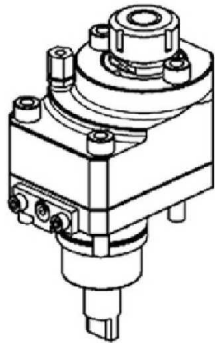
PartNumber	Description	Spindle	I	RPM	Cool Thru	Ext Cool	A	A1	A2	D	L
BGL0600125	Radial Heavy Duty ER25	ER25	1:1	6000		X	86.16				
BGL0600132	Radial Heavy Duty ER32	ER32	1:1	6000		X	89.16				
BGL0600232	Radial Heavy Duty ER32 Cool Thru*	ER32	1:1	6000	X	X	93.91				
BGL0600140	Radial Heavy Duty ER40	ER40	1:1	6000		X	94.16				
BGL0600240	Radial Heavy Duty ER40 Cool Thru*	ER40	1:1	6000	X	X	96.91				
BGL0600516	Radial Heavy Duty Mill Arbor 16x17mm	16x17	1:1	6000		X		63.5		16	17
BGL0600522	Radial Heavy Duty Mill Arbor 22x19mm	22x19	1:1	6000		X		63.5		22	19
0382240	Radial Heavy Duty Mill Arbor 22x40mm	22x40	1:1	6000		X		64.5		22	40
0382721	Radial Heavy Duty Mill Arbor 27x21mm	27x21	1:1	6000		X		64.5		27	21
0381008	Radial Heavy Duty Weldon 8	Weldon 8	1:1	6000		X				76.5	
0381010	Radial Heavy Duty Weldon 10	Weldon 10	1:1	6000		X				81	
0381020	Radial Heavy Duty Weldon 20	Weldon 20	1:1	6000		X				87	

* Coolant Thru tools are designed for 1000 psi.
They require 5 Micron Filtration and **CANNOT** be run dry.

B301 / 445 / 470 / 501(Y-S) / 510 / 545 / 550 / 565 / 620 / 650 / 658 / 1200 / 446 / 465 / 735 / 745 / 765 / 835 / B750/1250 16 ST.

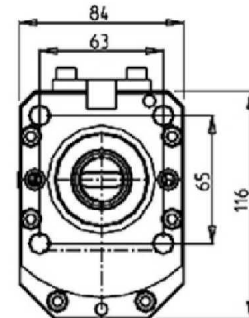
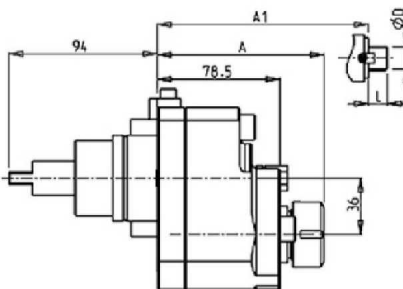
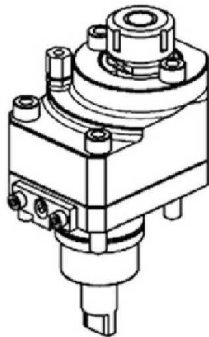
DRIVEN

RADIAL DRIVEN TOOL RE-DIRECTED IN Z BY 36mm



PartNumber	Description	Spindle	I	RPM	Reversible	Ext Cool	A	A1	D	L
0490025	Radial ER25 Redirected by 36mm	ER25	1:1	6000	X	X	106.86			
0490032	Radial ER32 Redirected by 36mm	ER32	1:1	6000	X	X	120.56			
0491617	Radial Mill Arbor 16x17mm	16x17	1:1	6000	X	X		88.5	16	17
0492219	Radial Mill Arbor 22x19mm	22x19	1:1	6000	X	X		90.5	22	19
0492721	Radial Mill Arbor 27x21mm	27x21	1:1	6000	X	X		92.5	27	21

RADIAL GEARED-DOWN 2:1 DRIVEN TOOL RE-DIRECTED IN Z BY 36mm

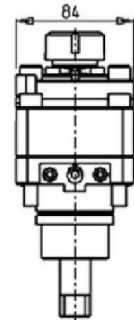
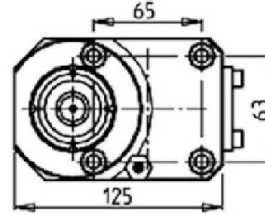
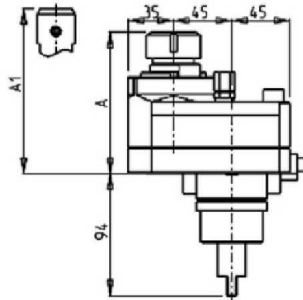
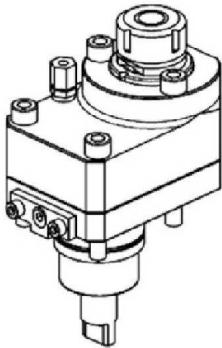


PartNumber	Description	Spindle	I	RPM	Reversible	Ext Cool	A	A1	D	L
0260025	Radial Geared-Down 2:1 ER25 Redirected by 36mm	ER25	2:1	3000	X	X	106.86			
0260032	Radial Geared-Down 2:1 ER32 Redirected by 36mm	ER32	2:1	3000	X	X	120.56			
0261617	Radial Geared-Down 2:1 Redirected by 16x17mm	16x17	2:1	3000	X	X		88.5	16	17
0262219	Radial Geared-Down 2:1 Redirected by 22x19mm	22x19	2:1	3000	X	X		90.5	22	19
0262721	Radial Geared-Down 2:1 Redirected by 27x21mm	27x21	2:1	3000	X	X		92.5	27	21

B301 / 445 / 470 / 501(Y-S) / 510 / 545 / 550 / 565 / 620 / 650 / 658 / 1200 / 446 / 465 / 735 / 745 / 765 / 835 / B750/1250 16 ST.

DRIVEN

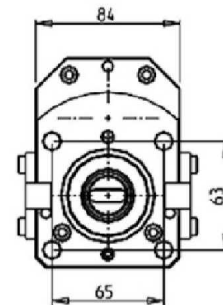
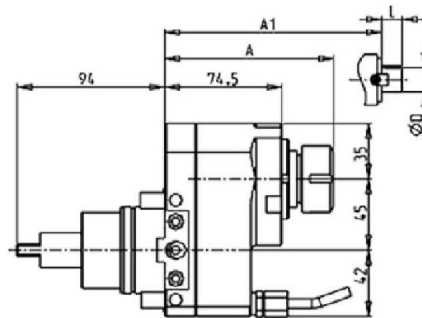
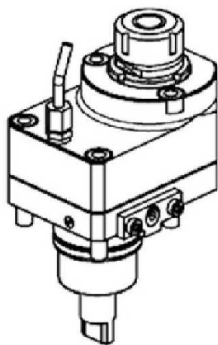
RADIAL GEARED-UP 1:2 DRIVEN TOOL RE-DIRECTED IN Z BY 45mm



PartNumber	Description	Eurotech Ref	Spindle	I	RPM	Reversible	Cool Thru	Ext Cool	A	A1
0130025	Radial Geared-Up 1:2 ER25	T134-00026	ER25	1:2	12000	X		X	108.66	
BGL0750225	Radial Geared-Up 1:2 ER25 Cool Thru*		ER25	1:2	12000	X	X	X	116.16	
0130032	Radial Geared-Up 1:2 ER32		ER32	1:2	12000	X		X	121.16	
0131006	Radial Geared-Up 1:2 Weldon 6		Weldon 6	1:2	12000	X		X		107.5

* Coolant Thru tools are designed for 1000 psi. They require 5 Micron Filtration and **CANNOT** be run dry.

RADIAL DRIVEN TOOL RE-DIRECTED IN Y BY 45mm

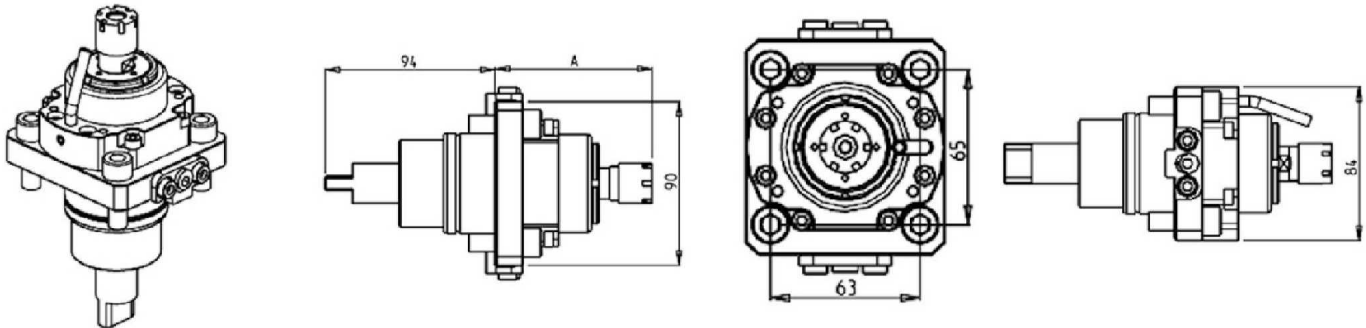


PartNumber	Description	Spindle	I	RPM	Reversible	Ext Cool	A	A1	D	L
0690025	Radial Re-Directed ER25	ER25	1:1	6000	X	X	107.36			
0691617	Radial Re-Directed Mill Arbor 16x17mm	16x17	1:1	6000	X	X		89	16	17
0692219	Radial Re-Directed Mill Arbor 22x19mm	22x19	1:1	6000	X	X		91	22	19
0692721	Radial Re-Directed Mill Arbor 27x21mm	27x21	1:1	6000	X	X		93	27	21

B301 / 445 / 470 / 501(Y-S) / 510 / 545 / 550 / 565 / 620 / 650 / 658 / 1200 / 446 / 465 / 735 / 745 / 765 / 835 / B750/1250 16 ST. - BV210/315

DRIVEN

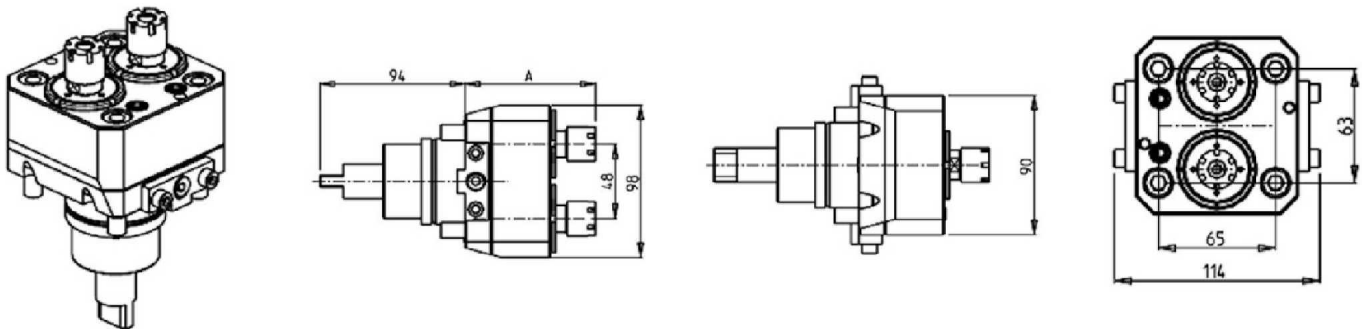
RADIAL GEARED-UP 1:5.625 DRIVEN TOOL



PartNumber	Description	Eurotech Ref	Spindle	I	MAX RPM	Cool Thru	Ext Cool	A
0170016_1	Radial Geared-Up 1:5.625 ER16	T134-00078	ER16	1:5.625	22500		X	86.75
0170011	Radial Geared-Up 1:5.625 ER11 Cool Thru *		ER11	1:5.625	22500	X	X	99

*Coolant Thru tools are designed for 400 psi MAX.
They require 5 Micron Filtration and **CANNOT** be run dry.

RADIAL SINGLE SIDE TWIN HEAD DRIVEN TOOL IN Y

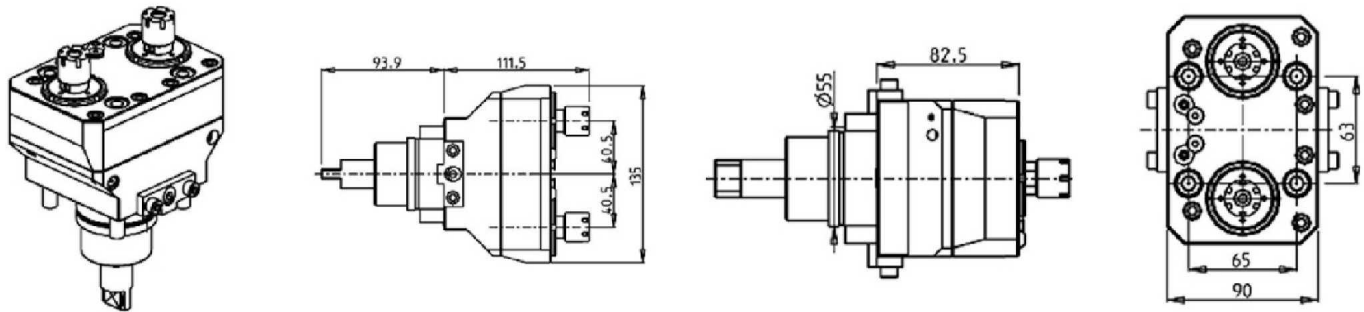


PartNumber	Description	Eurotech Ref	Spindle	I	RPM	Ext Cool	A
0150016X2	Radial Double Outlet ER16 Y Axis	41.32.30.00	ER16	1:1	6000	X	84.5
0150025X2	Radial Double Outlet ER25 Y Axis		ER25	1:1	6000	X	85

B301 / 445 / 470 / 501(Y-S) / 510 / 545 / 550 / 565 / 620 / 650 / 658 / 1200 / 446 / 465 / 735 / 745 / 765 / 835 / B750/1250 16 ST. - BV210/315

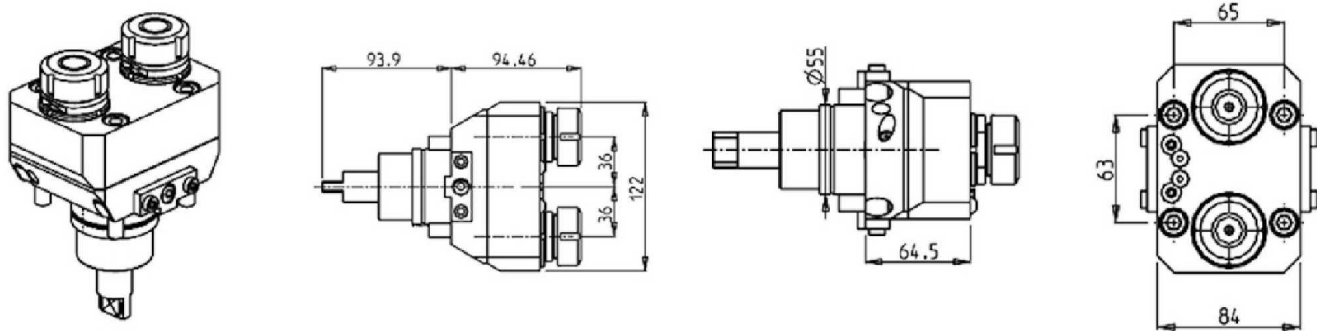
DRIVEN

RADIAL GEARED-UP 1:2 SINGLE SIDE TWIN HEAD DRIVEN TOOL IN Y



PartNumber	Description	Spindle	I	RPM	Reversible	Ext Cool
BGL0030216	Radial Geared-up 1:2 Double Outlet ER16	ER16	1:2	12000	X	X

RADIAL GEARED-UP 1:2 SINGLE SIDE TWIN HEAD DRIVEN TOOL IN Y

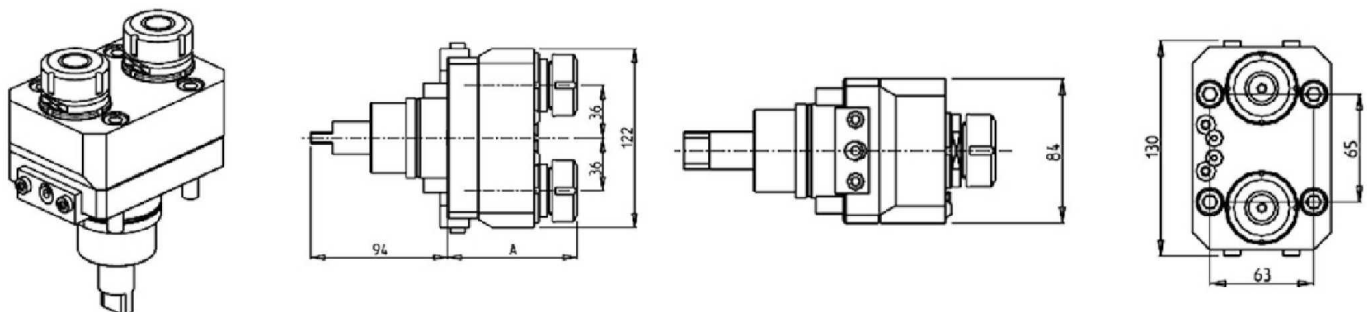


PartNumber	Description	Spindle	I	RPM	Ext Cool
BGL0140225	Radial Geared-Up 1:2 Single Side Twin Head in Y	ER25	1:2	12000	X

B301 / 445 / 470 / 501(Y-S) / 510 / 545 / 550 / 565 / 620 / 650 / 658 / 1200 / 446 / 465 / 735 / 745 / 765 / 835 / B750/1250 16 ST.

DRIVEN

RADIAL GEARED-UP 1:2 TWIN HEAD DRIVEN TOOL IN Z

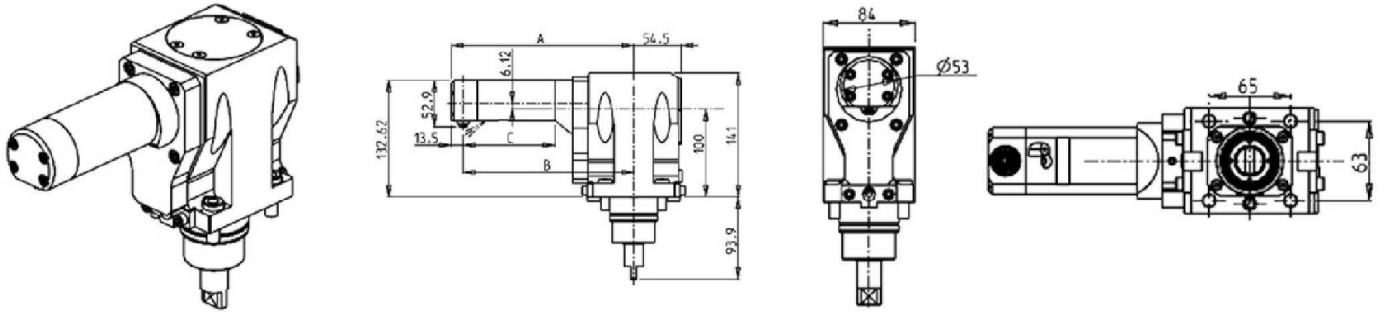


PartNumber	Description	Spindle	I	RPM	Ext Cool	A
BGL0020225	Geared-up 1:2 Double Outlet ER25 Z Axis	ER25	1:2	12000	X	88.96

B445 / 470 / 545 / 550 / 565 / 650 / 658 / 1200 / 446 / 465 / 735 / 745 / 765 / 835 / B750/1250 16 ST.

DRIVEN

RADIAL INVERTED DRIVEN TOOL RE-DIRECTED IN Z

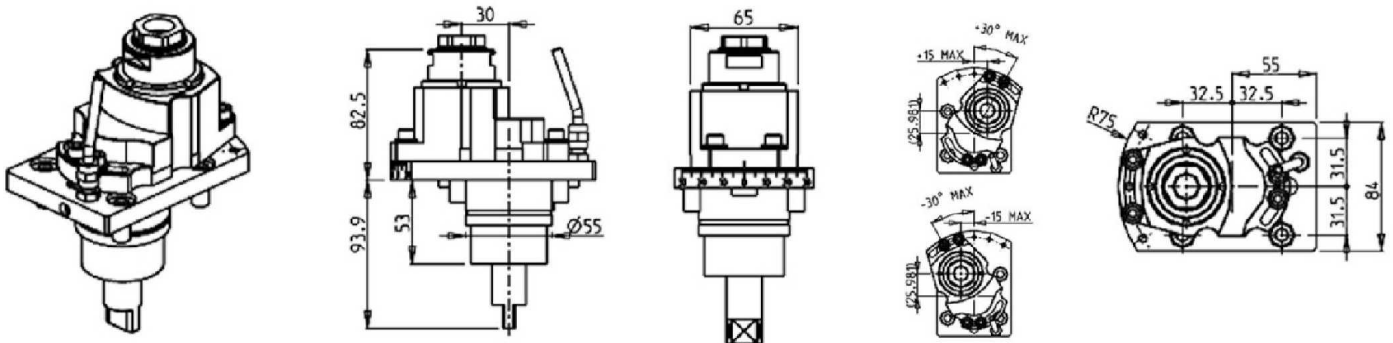


PartNumber	Description	Spindle	I	RPM	Ext Cool	A	B	C
BGL0501055	Radial Inverted Driven Tool CHG	CHG	1:1	6000	X	158.5	145	55
BGL0501105	Radial Inverted Driven Tool CHG	CHG	1:1	6000	X	208.5	195	105
BGL0501155	Radial Inverted Driven Tool CHG	CHG	1:1	6000	X	258.5	245	155

B301 / 445 / 470 / 501(Y-S) / 510 / 545 / 550 / 565 / 620 / 650 / 658 / 1200 / 446 / 465 / 735 / 745 / 765 / 835 / B750/1250 16 ST.

DRIVEN

RADIAL ±30° ADJUSTABLE ANGLE DRIVEN TOOL RE-DIRECTED BY 30mm

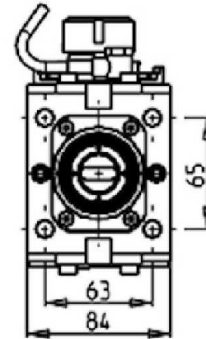
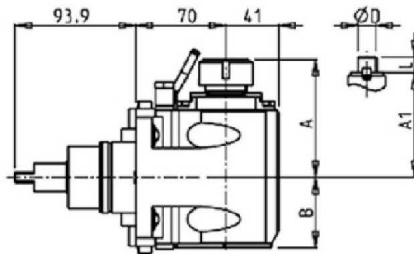
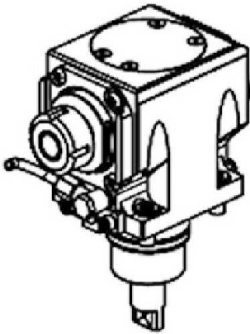


PartNumber	Description	Spindle	I	RPM	Ext Cool
BGL0121025	Radial ±30° Adj. Angle Re-Directed ERA25	ERA25	1:1	6000	X

B301 / 445 / 470 / 501(Y-S) / 510 / 620 / 650 / 658 / 1200 / 735 / 835 - BV210/315

DRIVEN

AXIAL DRIVEN TOOL H=70mm



PartNumber	Description	Spindle	I	RPM	Reversible	Cool Thru	Ext Cool	A	A1	B
BGL0180125	Axial Driven Tool ER25	ER25	1:1	6000	X		X	91.16		54.5
BGL0180225	Axial Driven Tool ER25 Cool Thru*	ER25	1:1	6000	X	X	X	91.16		65.5
BGL0180325	Axial Driven Tool ERA25	ERA25	1:1	6000	X		X	65		54.5
BGL0180425	Axial Driven Tool ERA25 Cool Thru*	ERA25	1:1	6000	X	X	X	65		65.5
BGL0180132	Axial Driven Tool ER32	ER32	1:1	6000	X		X	93.66		54.5
BGL0180232	Axial Driven Tool ER32 Cool Thru*	ER32	1:1	6000	X	X	X	93.66		65.5
BGL0180140	Axial Driven Tool ER40	ER40	1:1	6000	X		X	98.16		54.5
BGL0180240	Axial Driven Tool ER40 Cool Thru*	ER40	1:1	6000	X	X	X	98.16		65.5
BGL0180516	Axial Mill Arbor 16x17	16x17	1:1	6000	X		X		67.5	54.5
BGL0180522	Axial Mill Arbor 22x19	22x19	1:1	6000	X		X		67.5	54.5
BGL0180527	Axial Mill Arbor 27x21	27x21	1:1	6000	X		X		70	54.5

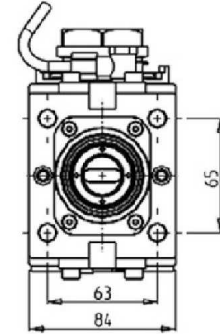
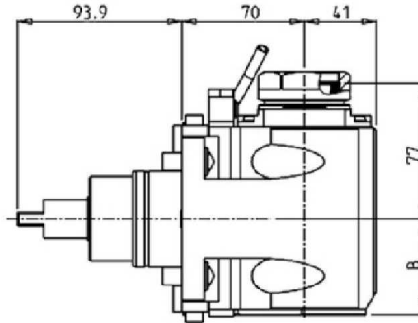
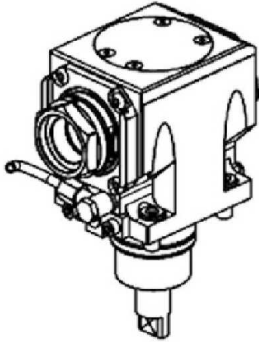
* Coolant Thru tools are designed for 1000 psi.
They require 5 Micron Filtration and **CANNOT** be run dry.

B301 / 445 / 470 / 501(Y-S) / 510 / 620 / 650 / 658 / 1200 / 735 / 835 - BV210/315

DRIVEN

QUICK CHANGE AXIAL MTSK DRIVEN TOOL H=70mm

See Accessories for MTSK Clamping Units



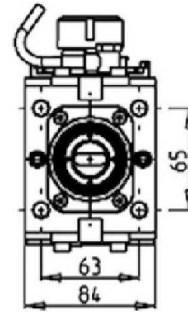
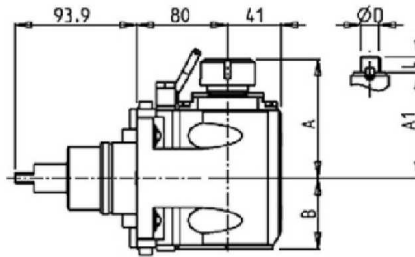
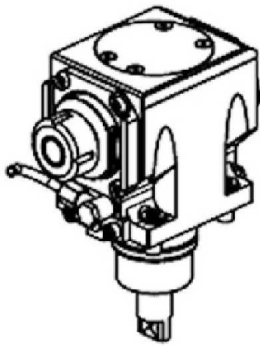
PartNumber	Description	Spindle	I	RPM	Reversible	Cool Thru	Ext Cool	B
BGL0170140	Axial MTSK-40	MTSK-40	1:1	6000	X		X	54.5
BGL0170240	Axial MTSK-40 Cool Thru*	MTSK-40	1:1	6000	X	X	X	65.5

* Coolant Thru tools are designed for 1000 psi.
They require 5 Micron Filtration and **CANNOT** be run dry.

B301 / 445 / 470 / 501(Y-S) / 510 / 620 / 650 / 658 / 1200 / 735 / 835 - BV210/315

DRIVEN

AXIAL DRIVEN TOOL H=80mm



PartNumber	Description	Spindle	I	RPM	Reversible	Cool Thru	Ext Cool	A	A1	B
BGL0650125	Axial Driven Tool ER25	ER25	1:1	6000	X		X	91.16	54.5	
BGL0650225	Axial Driven Tool ER25 Cool Thru*	ER25	1:1	6000	X	X	X	91.16	65.5	
BGL0650325	Axial Driven Tool ERA25	ERA25	1:1	6000	X		X	65	54.5	
BGL0650425	Axial Driven Tool ERA25 Cool Thru*	ERA25	1:1	6000	X	X	X	65	65.5	
BGL0650132	Axial Driven Tool ER32	ER32	1:1	6000	X		X	93.66	54.5	
BGL0650232	Axial Driven Tool ER32 Cool Thru*	ER32	1:1	6000	X	X	X	93.66	65.5	
BGL0650140	Axial Driven Tool ER40	ER40	1:1	6000	X		X	98.16	54.5	
BGL0650240	Axial Driven Tool ER40 Cool Thru*	ER40	1:1	6000	X	X	X	98.16	65.5	
BGL0650516	Axial Mill Head $\phi 16 \times 17$	16x17	1:1	6000	X		X		67.5	54.5
BGL0650522	Axial Mill Head $\phi 22 \times 19$	22x19	1:1	6000	X		X		67.5	54.5
BGL0650527	Axial Mill Head $\phi 27 \times 21$	27x21	1:1	6000	X		X		70	54.5

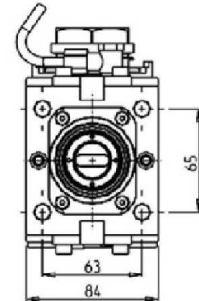
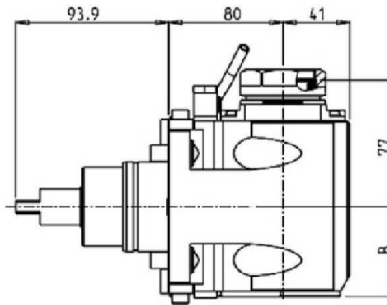
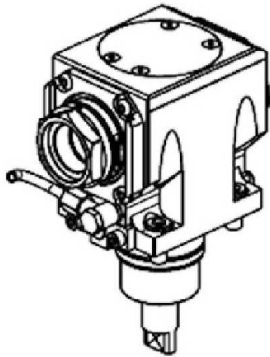
* Coolant Thru tools are designed for 1000 psi.
They require 5 Micron Filtration and **CANNOT** be run dry.

B301 / 445 / 470 / 501(Y-S) / 510 / 620 / 650 / 658 / 1200 / 735 / 835 - BV210/315

DRIVEN

QUICK CHANGE AXIAL MTSK DRIVEN TOOL H=80mm

See Accessories for MTSK Clamping Units



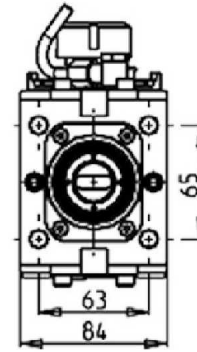
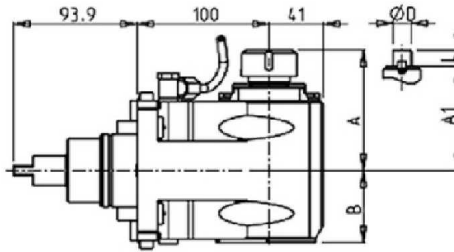
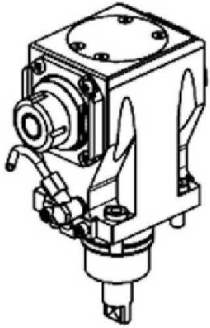
PartNumber	Description	Spindle	I	RPM	Reversible	Cool Thru	Ext Cool	B
BGL0640140	Axial MTSK-40	MTSK-40	1:1	6000	X		X	54.5
BGL0640240	Axial MTSK-40 Cool Thru*	MTSK-40	1:1	6000	X	X	X	65.5

* Coolant Thru tools are designed for 1000 psi.
They require 5 Micron Filtration and **CANNOT** be run dry.

B445 / 470 / 545 / 550 / 565 / 650 / 658 / 1200 / 446 / 465 / 735 / 745 / 765 / 835 / B750/1250 16 ST.

DRIVEN

AXIAL DRIVEN TOOL H=100mm



PartNumber	Description	Spindle	I	RPM	Reversible	Cool Thru	Ext Cool	A	A1	B
BGL0210125	Axial Driven Tool ER25	ER25	1:1	6000	X		X	91.16		54.5
BGL0210225	Axial Driven Tool ER25 Cool Thru*	ER25	1:1	6000	X	X	X	91.16		65.5
BGL0210325	Axial Driven Tool ERA25	ERA25	1:1	6000	X		X	65		54.5
BGL0210425	Axial Driven Tool ERA25 Cool Thru*	ERA25	1:1	6000	X	X	X	65		65.5
BGL0210132	Axial Driven Tool ER32	ER32	1:1	6000	X		X	93.66		54.5
BGL0210232	Axial Driven Tool ER32 Cool Thru*	ER32	1:1	6000	X	X	X	93.66		65.5
BGL0210140	Axial Driven Tool ER40	ER40	1:1	6000	X		X	98.16		54.5
BGL0210240	Axial Driven Tool ER40 Cool Thru*	ER40	1:1	6000	X	X	X	98.16		65.5
BGL0210516	Axial Mill Arbor 16x17	16x17	1:1	6000	X		X		67.5	54.5
BGL0210522	Axial Mill Arbor 22x19	22x19	1:1	6000	X		X		67.5	54.5
BGL0210527	Axial Mill Arbor 27x21	27x21	1:1	6000	X		X		70	54.5

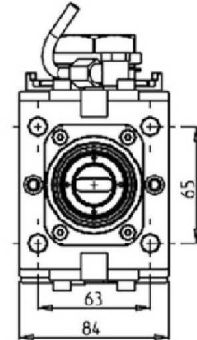
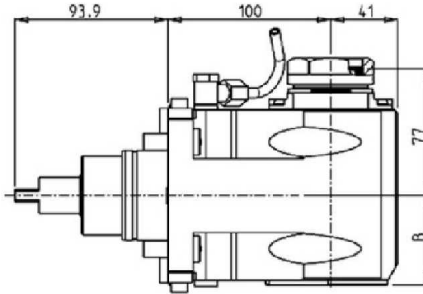
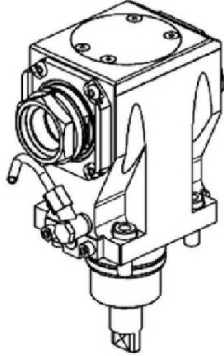
* Coolant Thru tools are designed for 1000 psi.
They require 5 Micron Filtration and **CANNOT** be run dry.

B445 / 470 / 545 / 550 / 565 / 650 / 658 / 1200 / 446 / 465 / 735 / 745 / 765 / 835 / B750/1250 16 ST.

DRIVEN

QUICK CHANGE AXIAL MTSK DRIVEN TOOL H=100mm

See Accessories for MTSK Clamping Units



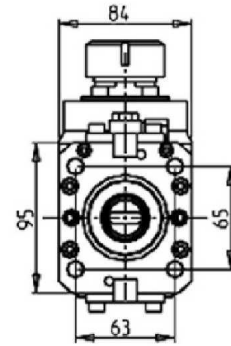
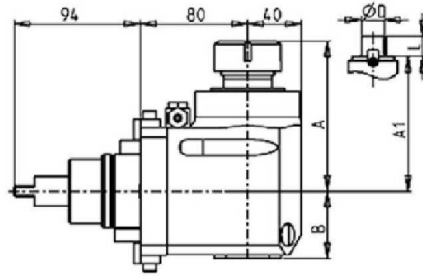
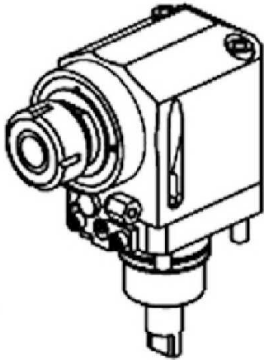
PartNumber	Description	Spindle	I	RPM	Reversible	Cool Thru	Ext Cool	B
BGL0200140	Axial MTSK-40	MTSK-40	1:1	6000	X		X	54.5
BGL0200240	Axial MTSK-40 Cool Thru*	MTSK-40	1:1	6000	X	X	X	65.5

* Coolant Thru tools are designed for 1000 psi.
They require 5 Micron Filtration and **CANNOT** be run dry.

B301 / 445 / 470 / 501(Y-S) / 510 / 620 / 650 / 658 / 1200 / 735 / 835 - BV210/315

DRIVEN

AXIAL REINFORCED DRIVEN TOOL H=80mm



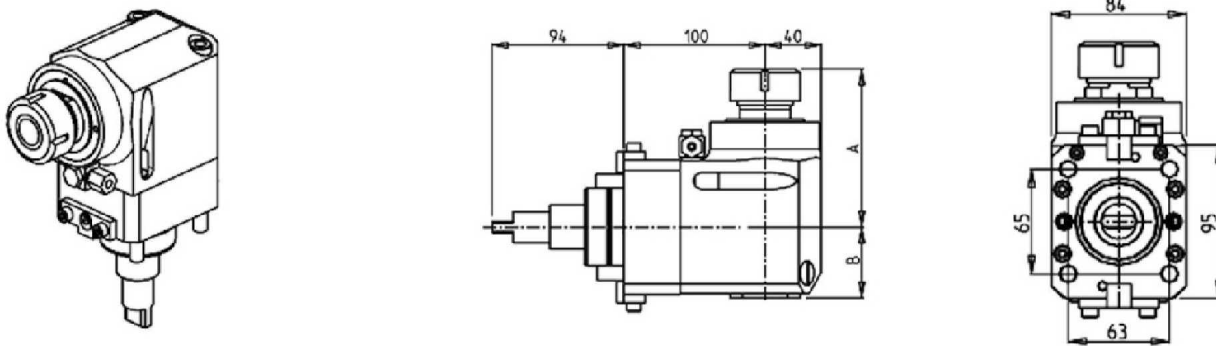
PartNumber	Description	Spindle	I	RPM	Reversible	Cool Thru	Ext Cool	A	A1	B	D	L
0391432	Axial ER32	ER32	1:1	6000	X		X	112.16	50			
0391032	Axial ER32 Cool Thru*	ER32	1:1	6000	X	X	X	112.16	61			
0391532	Axial ERA32	ERA32	1:1	6000	X		X	99.03	50			
0392640	Axial ER40	ER40	1:1	6000	X		X	115.16	50			
0392540	Axial ER40 Cool Thru*	ER40	1:1	6000	X	X	X	115.16	61			
0391617	Axial Mill Arbor 16x17	16x17	1:1	6000	X		X		86	50	16	17
0392219	Axial Mill Arbor 22x19	22x19	1:1	6000	X		X		88	50	22	19
0392240	Axial Mill Arbor 22x40	22x40	1:1	6000	X		X		86	50	22	40
0392721	Axial Mill Arbor 27x21	27x21	1:1	6000	X		X		87.5	50	27	21
0392733	Axial Mill Arbor 27x33	27x33	1:1	6000	X		X		87.5	50	27	33
0392750	Axial Mill Arbor 27x50	27x50	1:1	6000	X		X		86	50	27	50

* Coolant Thru tools are designed for 1000 psi.
They require 5 Micron Filtration and **CANNOT** be run dry.

B445 / 470 / 545 / 550 / 565 / 650 / 658 / 1200 / 446 / 465 / 735 / 745 / 765 / 835 / B750/1250 16 ST.

DRIVEN

AXIAL REINFORCED DRIVEN TOOL H=100mm



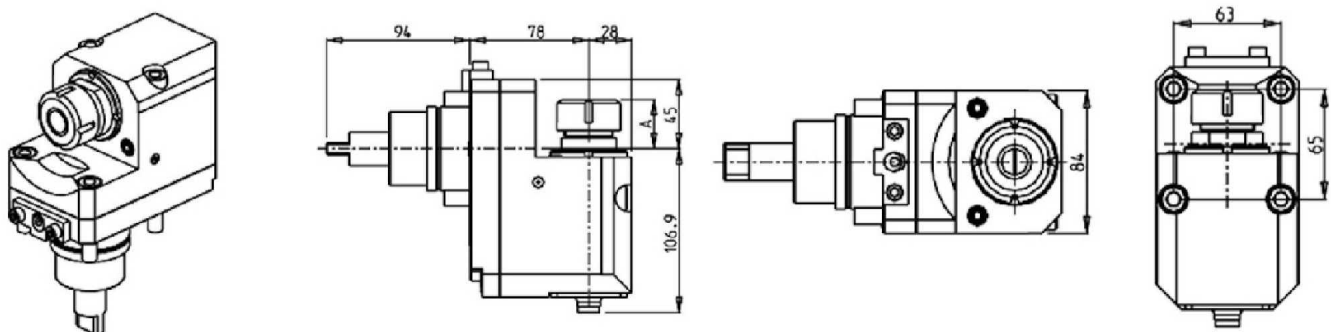
PartNumber	Description	Spindle	I	RPM	Reversible	Cool Thru	Ext Cool	A	B
0391432L	Axial Reinforced ER32	ER32	1:1	6000	X		X	112.16	50
0391032L	Axial Reinforced ER32 Cool Thru*	ER32	1:1	6000	X	X	X	112.16	61
0391532L	Axial Reinforced ERA32	ERA32	1:1	6000	X		X	99.03	50
0392640L	Axial Reinforced ER40	ER40	1:1	6000	X		X	115.16	50
0392540L	Axial Reinforced ER40 Cool Thru*	ER40	1:1	6000	X	X	X	115.16	61

* Coolant Thru tools are designed for 1000 psi.
They require 5 Micron Filtration and **CANNOT** be run dry.

B301 / 445 / 470 / 501(Y-S) / 510 / 620 / 650 / 658 / 735 / 835 / 1200

DRIVEN

AXIAL REAR-SET DRIVEN TOOL H=78mm

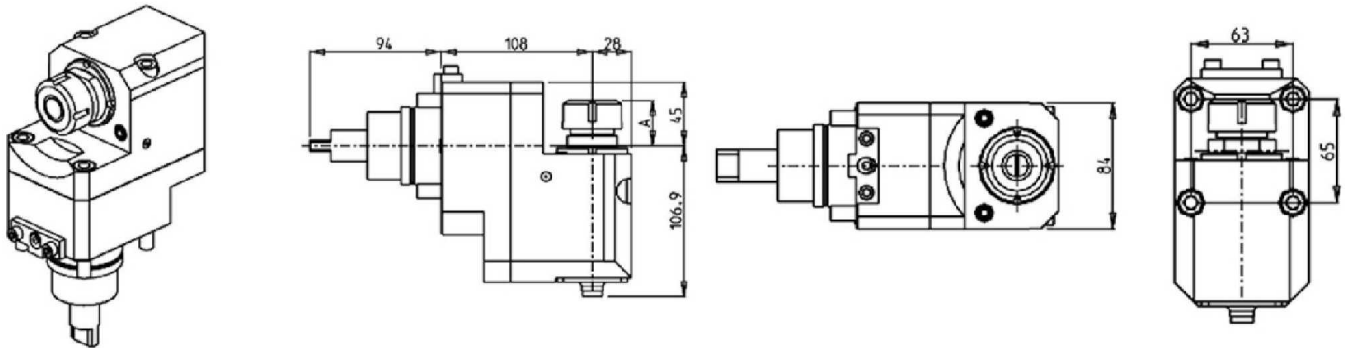


PartNumber	Description	Spindle	I	RPM	Reversible	Ext Cool	A
0220025	Axial Rear-Set ER25	ER25	1:1	6000	X	X	30
0220032	Axial Rear-Set ER32	ER32	1:1	6000	X	X	39

B445 / 470 / 545 / 550 / 565 / 650 / 658 / 1200 / 446 / 465 / 735 / 745 / 765 / 835 / B750/1250 16 ST.

DRIVEN

AXIAL REAR-SET DRIVEN TOOL H=108mm

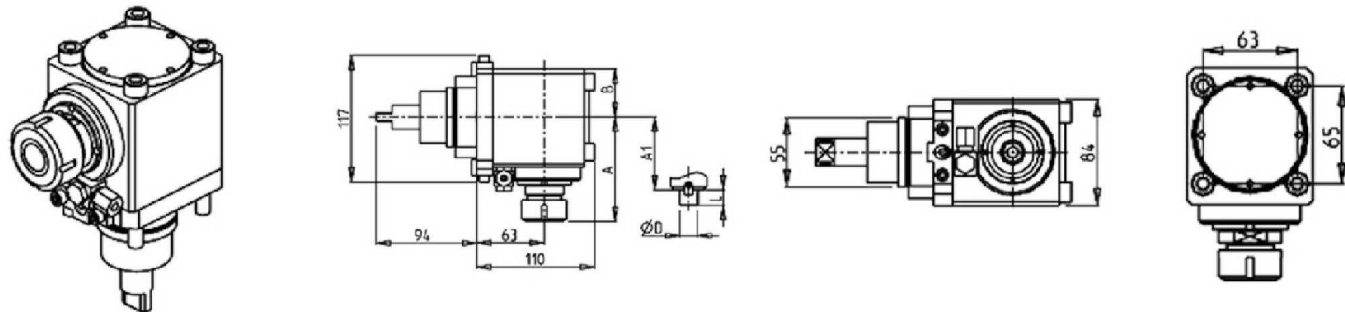


PartNumber	Description	Spindle	I	RPM	Reversible	Ext Cool	A
0220025L	Axial Rear-Set ER25	ER25	1:1	6000	X	X	30
0220032L	Axial Rear-Set ER32	ER32	1:1	6000	X	X	39

B301 / 445 / 470 / 501(Y-S) / 510 / 650 / 658 / 735 / 835 / 1200 - BV210/315

DRIVEN

AXIAL GEARED-DOWN 2:1 DRIVEN TOOL H=63mm



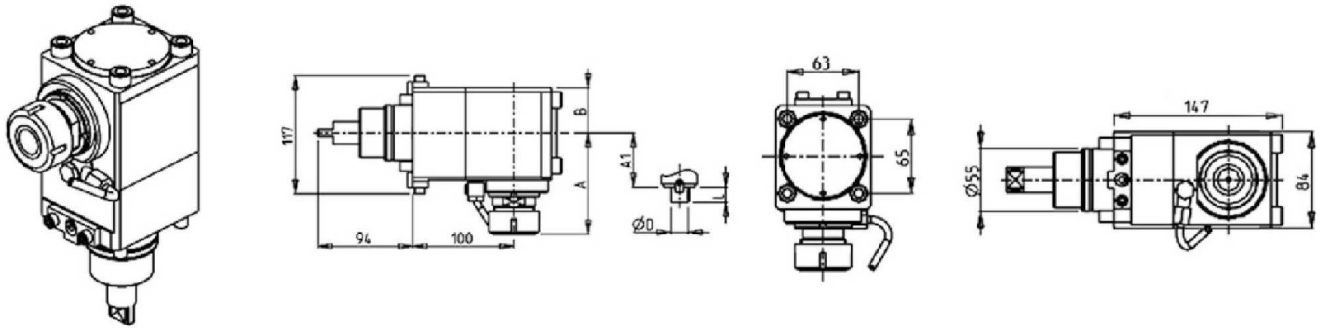
PartNumber	Description	Spindle	I	RPM	Reversible	Cool Thru	Ext Cool	A	A1	B	D	L
0111225	Axial Geared Down ER25 Cool Thru*	ER25	2:1	3000	X	X		97.2		76.5		
0110832	Axial Geared Down ER32	ER32	2:1	3000	X		X	99.56		44.5		
0111332	Axial Geared Down ER32 Cool Thru*	ER32	2:1	3000	X	X		99.56		76.5		
0111617	Axial Geared Down 16x17	16x17	2:1	3000	X		X	74	44.5	16	17	
0112219	Axial Geared Down 22x19	22x19	2:1	3000	X		X	74	44.5	22	19	
0112240	Axial Geared Down 22x40	22x40	2:1	3000	X		X	74	44.5	22	40	
0112721	Axial Geared Down 27x21	27x21	2:1	3000	X		X	74	44.5	27	21	
0112733	Axial Geared Down 27x33	27x33	2:1	3000	X		X	74	44.5	27	33	

*Coolant Thru tools are designed for 250 psi MAX.
They require 5 Micron Filtration and **CANNOT** be run dry.

B445 / 470 / 550 / 650 / 658 / 1200 / 446 / 465 / 735 / 745 / 765 / 835 / B750/1250 16 ST.

DRIVEN

AXIAL GEARED-DOWN 2:1 DRIVEN TOOL H=100mm



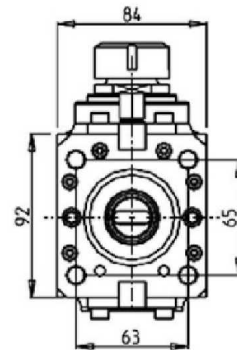
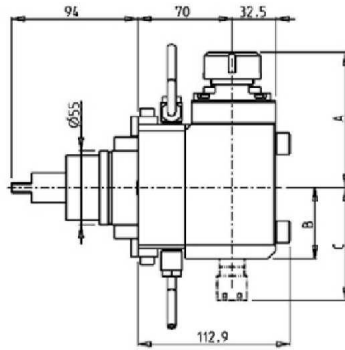
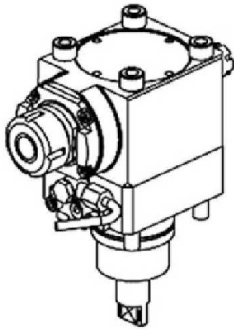
PartNumber	Description	Spindle	I	RPM	Reversible	Cool Thru	Ext Cool	A	A1	B	D	L
BGL0591225	Axial Geared Down ER25 Cool Thru*	ER25	2:1	3000	X	X		97.2		76.5		
BGL0590832	Axial Geared Down ER32	ER32	2:1	3000	X		X	99.56		44.5		
BGL0591332	Axial Geared Down ER32 Cool Thru*	ER32	2:1	3000	X	X		99.56		76.5		
BGL0591617	Axial Geared Down 16x17	16x17	2:1	3000	X		X	74		44.5	16	17
BGL0592219	Axial Geared Down 22x19	22x19	2:1	3000	X		X	74		44.5	22	19
BGL0592240	Axial Geared Down 22x40	22x40	2:1	3000	X		X	74		44.5	22	40
BGL0592721	Axial Geared Down 27x21	27x21	2:1	3000	X		X	74		44.5	27	21
BGL0592733	Axial Geared Down 27x33	27x33	2:1	3000	X		X	74		44.5	27	33

*Coolant Thru tools are designed for 250 psi MAX.
They require 5 Micron Filtration and **CANNOT** be run dry.

B301 / 445 / 470 / 501(Y-S) / 510 / 620 / 650 / 658 / 1200 / 735 / 835 - BV210/315

DRIVEN

AXIAL GEARED-UP 1:2 DRIVEN TOOL H=70mm



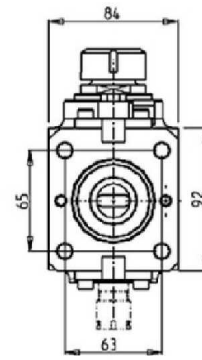
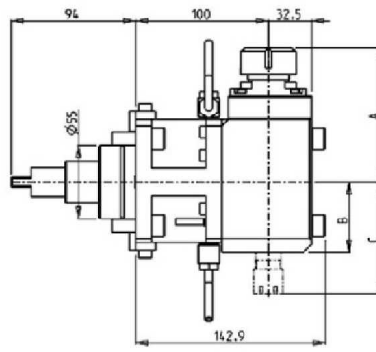
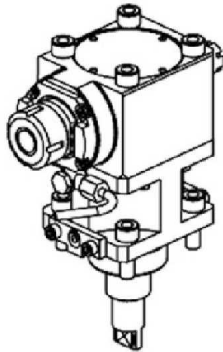
PartNumber	Description	Eurotech Ref	Spindle	I	RPM	Reversible	Cool Thru	Ext Cool	A	B	C
0050825	Axial Geared Up 1:2 ER25	T134-00027	ER25	1:2	12000	X		X	100.3	55.5	
0050625	Axial Geared Up 1:2 ER25 Cool Thru*		ER25	1:2	12000	X	X	X	100.3	66.5	
0052516	Axial Geared Up 1:2 ER25+ER16		ER25+ER16	1:2	12000	X		X	100.3	52.5	83.3

* Coolant Thru tools are designed for 1000 psi. They require 5 Micron Filtration and **CANNOT** be run dry.

B445 / 470 / 545 / 550 / 565 / 650 / 658 / 1200 / 446 / 465 / 735 / 745 / 765 / 835 / B750/1250 16 ST.

DRIVEN

AXIAL GEARED-UP 1:2 DRIVEN TOOL H=100mm



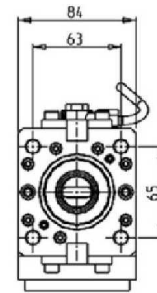
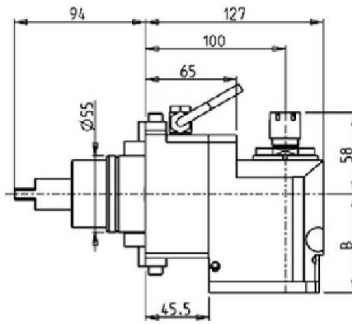
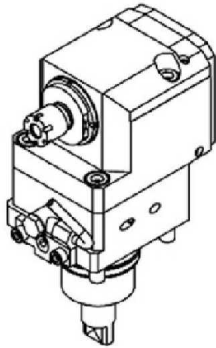
PartNumber	Description	Spindle	I	RPM	Reversible	Cool Thru	Ext Cool	A	B	C
0050825L	Axial Geared Up 1:2 ER25	ER25	1:2	12000	X		X	100.3	55.5	
0050625L	Axial Geared Up 1:2 ER25 Cool Thru*	ER25	1:2	12000	X	X	X	100.3	66.5	
0052516L	Axial Geared Up 1:2 ER25+ER16	ER25+ER16	1:2	12000	X		X	100.3	52.5	83.3

* Coolant Thru tools are designed for 1000 psi. They require 5 Micron Filtration and **CANNOT** be run dry.

B445 / 470 / 545 / 550 / 565 / 650 / 658 / 1200 / 446 / 465 / 735 / 745 / 765 / 835 / B750/1250 16 ST.

DRIVEN

AXIAL GEARED-UP 1:3 REAR SET DRIVEN TOOL H=100mm



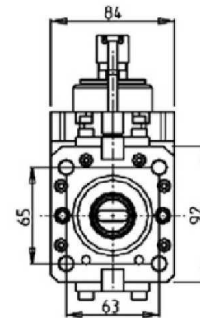
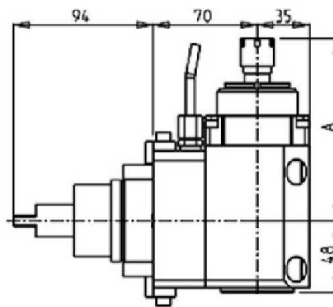
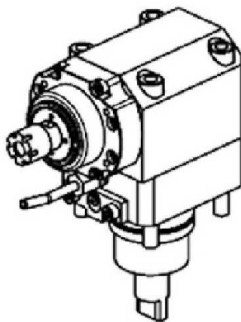
PartNumber	Description	Spindle	I	RPM	Reversible	Cool Thru	Ext Cool	B
BGL0690116	Axial Rear Set Geared-up 1:3 ER16	ER16	1:3	18000	X		X	70.5
BGL0690216	Axial Rear Set Geared-up 1:3 ER16 Cool Thru*	ER16	1:3	18000	X	X	X	83

* Coolant Thru tools are designed for 1000 psi.
They require 5 Micron Filtration and **CANNOT** be run dry.

B301 / 445 / 470 / 501(Y-S) / 510 / 620 / 650 / 658 / 735 / 835 / 1200 - BV210/315

DRIVEN

AXIAL GEARED-UP 1:5.625 DRIVEN TOOL H=70mm



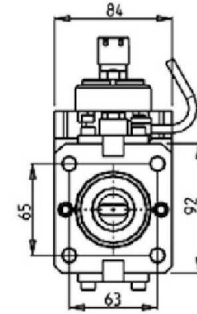
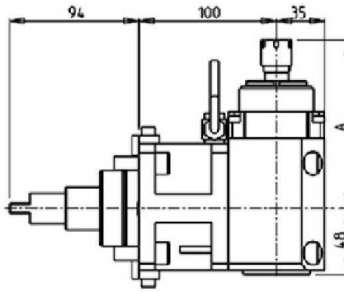
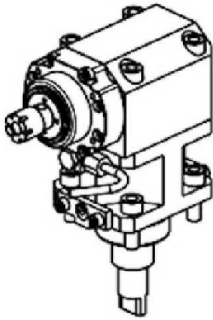
PartNumber	Description	Spindle	I	MAX RPM	Reversible	Cool Thru	Ext Cool	A
0460016	Axial Geared Up 1:5.625 ER16	ER16	1:5.625	22500	X		X	121.8
0460011	Axial Geared Up 1:5.625 ER11 Cool Thru*	ER11	1:5.625	22500	X	X		134

*Coolant Thru tools are designed for 400 psi MAX.
They require 5 Micron Filtration and **CANNOT** be run dry.

B445 / 470 / 545 / 550 / 565 / 650 / 658 / 1200 / 446 / 465 / 735 / 745 / 765 / 835 / B750/1250 16 ST.

DRIVEN

AXIAL GEARED-UP 1:5.625 DRIVEN TOOL H=100mm



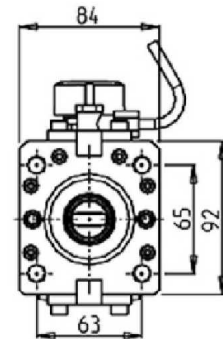
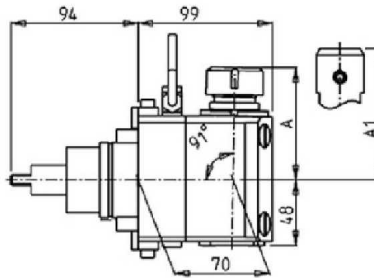
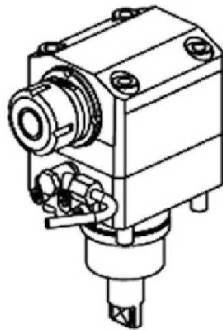
PartNumber	Description	Spindle	I	MAX RPM	Reversible	Cool Thru	Ext Cool	A
0460016L	Axial Geared Up 1:5.625 ER16	ER16	1:5.625	22500	X		X	121.8
0460011L	Axial Geared Up 1:5.625 ER11 Cool Thru*	ER11	1:5.625	22500	X	X		134

*Coolant Thru tools are designed for 400 psi MAX.
They require 5 Micron Filtration and **CANNOT** be run dry.

B301 / 445 / 470 / 501(Y-S) / 510 / 620 / 650 / 658 / 735 / 835 / 1200

DRIVEN

AXIAL DRIVEN TOOL FOR INTERNAL POLYGON-MAKING H=70mm

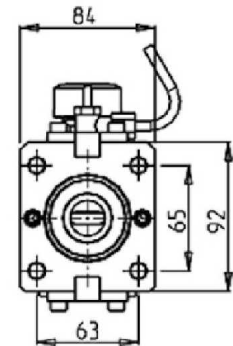
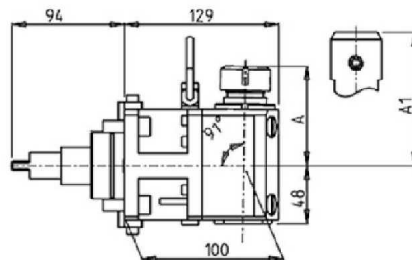
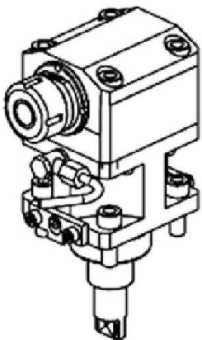


PartNumber	Description	Eurotech Ref	Spindle	I	RPM	Reversible	Ext Cool	A	A1
0019125	Axial ER25		ER25	1:1	6000	X	X	80.44	
0019108	Axial Weldon 8	T134-00068	Weldon 8	1:1	6000	X	X		76.5
0019110	Axial Weldon 10		Weldon 10	1:1	6000	X	X		76.5
0019112	Axial Weldon 12		Weldon 12	1:1	6000	X	X		76.5
0019116	Axial Weldon 16		Weldon 16	1:1	6000	X	X		73.7

B445 / 470 / 545 / 550 / 565 / 650 / 658 / 1200 / 446 / 465 / 735 / 745 / 765 / 835 / B750/1250 16 ST.

DRIVEN

AXIAL DRIVEN TOOL FOR INTERNAL POLYGON-MAKING H=100mm



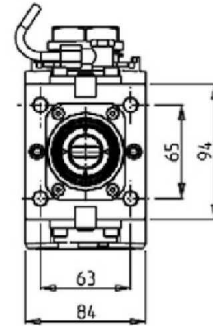
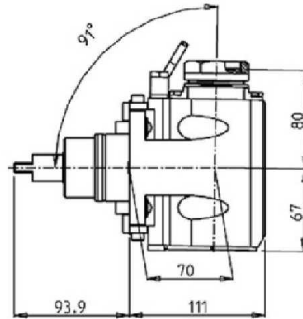
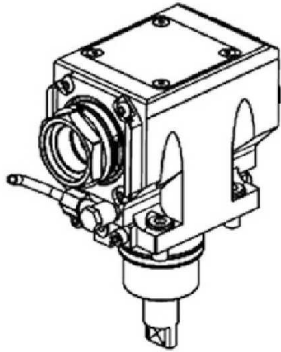
PartNumber	Description	Spindle	I	RPM	Reversible	Ext Cool	A	A1
0019125L	Axial ER25	ER25	1:1	6000	X	X	80.44	
0019108L	Axial Weldon 8	Weldon 8	1:1	6000	X	X		76.5
0019110L	Axial Weldon 10	Weldon 10	1:1	6000	X	X		76.5
0019112L	Axial Weldon 12	Weldon 12	1:1	6000	X	X		76.5
0019116L	Axial Weldon 16	Weldon 16	1:1	6000	X	X		73.7

B301 / 445 / 470 / 501(Y-S) / 510 / 620 / 650 / 658 / 735 / 835 / 1200

DRIVEN

QUICK CHANGE AXIAL MTSK DRIVEN TOOL FOR INTERNAL POLYGON-MAKING H=70mm

See Accessories for MTSK Clamping Units



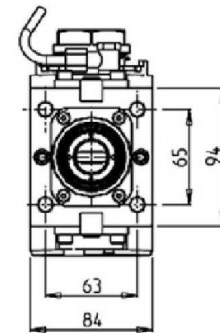
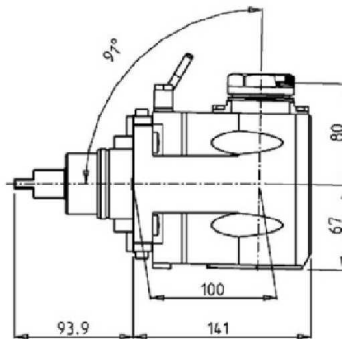
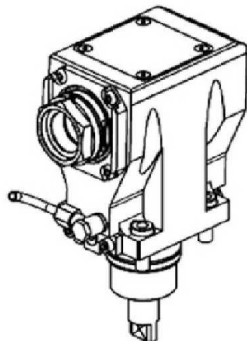
PartNumber	Description	Spindle	I	RPM	Reversible	Ext Cool
BGL0410140	Axial MTSK-40 Driven Tool for Internal Polygon Making	MTSK-40	1:1	6000	X	X

B445 / 470 / 545 / 550 / 565 / 650 / 658 / 1200 / 446 / 465 / 735 / 745 / 765 / 835 / B750/1250 16 ST.

DRIVEN

QUICK CHANGE AXIAL MTSK DRIVEN TOOL FOR INTERNAL POLYGON-MAKING H=100mm

See Accessories for MTSK Clamping Units

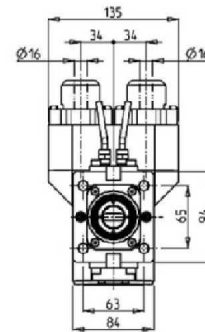
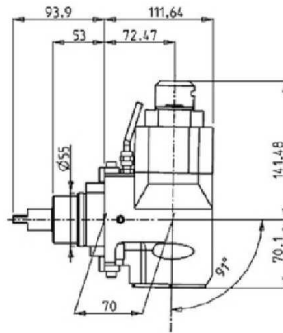
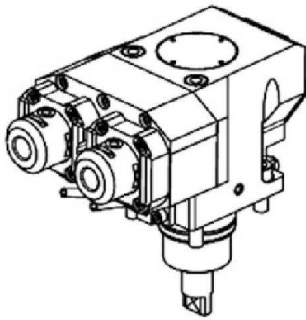


PartNumber	Description	Spindle	I	RPM	Reversible	Ext Cool
BGL0430140	Axial MTSK-40 Driven Tool for Internal Polygon Making	MTSK-40	1:1	6000	X	X

B301 / 445 / 470 / 501(Y-S) / 510 / 620 / 650 / 658 / 735 / 835 / 1200

DRIVEN

AXIAL SINGLE SIDE TWIN HEAD DRIVEN TOOL IN Y FOR INTERNAL POLYGON-MAKING H=70mm



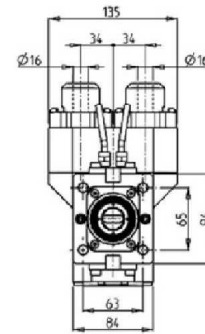
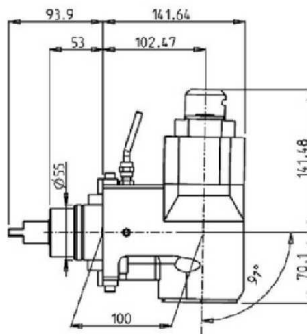
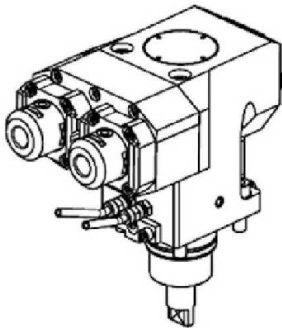
PartNumber	Description	Spindle	I	RPM	Reversible	Ext Cool
BGL0450616	Axial Single Side for Internal Polygon-Making Weldon 16	Weldon 16	1:1	6000	X	X

Note : Wrenches are provided with the purchase of Specialty Toolholders

B445 / 470 / 545 / 550 / 565 / 446 / 465 / 735 / 745 / 765 / 835 / B750/1250 16 ST.

DRIVEN

AXIAL SINGLE SIDE TWIN HEAD DRIVEN TOOL IN Y FOR INTERNAL POLYGON-MAKING H=100mm



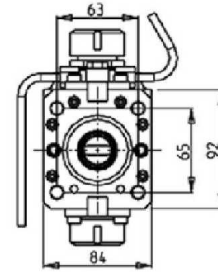
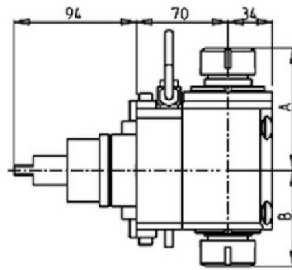
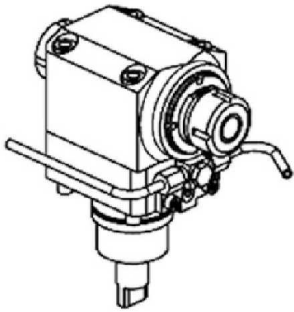
PartNumber	Description	Spindle	I	RPM	Reversible	Ext Cool
BGL0470616	Axial Single Side for Internal Polygon-Making Weldon 16	Weldon 16	1:1	6000	X	X

Note : Wrenches are provided with the purchase of Specialty Toolholders

B301 / 445 / 470 / 501(Y-S) / 510 / 620 / 650 / 565 / 658 / 735 / 835 / 1200

DRIVEN

AXIAL DRIVEN OPPOSITE FACE TOOL H=70mm

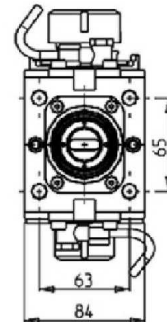
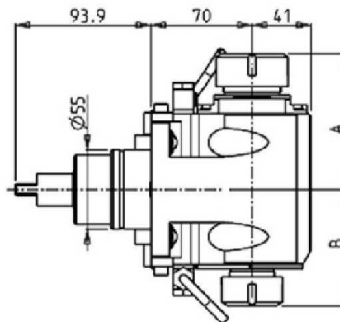
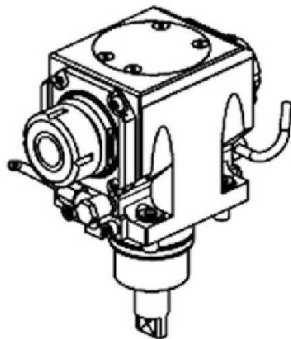


PartNumber	Description	Spindle	I	RPM	Reversible	Ext Cool	A	B
0417025	Axial Double Outlet ER25/ER25	ER25+ER25	1:1	6000	X	X	93.36	73.46
0417032	Axial Double Outlet ER32/ER32	ER32+ER32	1:1	6000	X	X	100.56	78.96

B301 / 445 / 470 / 501(Y-S) / 510 / 620 / 650 / 658 / 735 / 835 / 1200

DRIVEN

AXIAL OPPOSITE FACE TWIN DRIVEN TOOL H=70mm

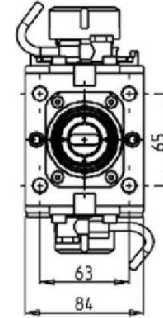
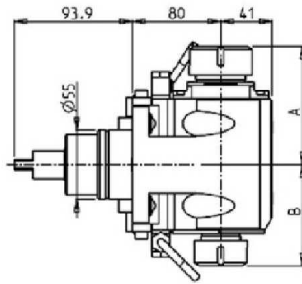
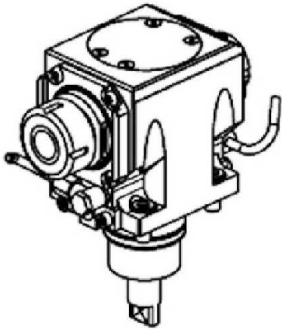


PartNumber	Description	Spindle	I	RPM	Reversible	Ext Cool	A	B
BGL0193225	Axial Opposite Face ER32+ER25	ER32+ER25	1:1	6000	X	X	93.66	80.16
BGL0192520	Axial Opposite Face ERA25+ERA20	ERA25+ERA20	1:1	6000	X	X	65	55.5

B301 / 445 / 470 / 501(Y-S) / 510 / 620 / 650 / 658 / 735 / 835 / 1200

DRIVEN

AXIAL OPPOSITE FACE TWIN DRIVEN TOOL H=80mm

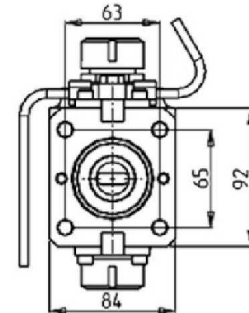
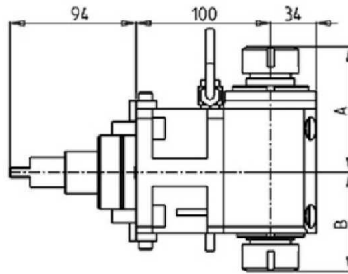
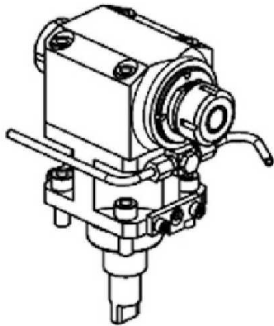


PartNumber	Description	Spindle	I	RPM	Reversible	Ext Cool	A	B
BGL0663225	Axial Opposite Face ER32+ER25	ER32+ER25	1:1	6000	X	X	93.66	80.16
BGL0662520	Axial Opposite Face ERA25+ERA20	ERA25+ERA20	1:1	6000	X	X	65	55.5

B445 / 470 / 545 / 550 / 565 / 650 / 658 / 1200 / 446 / 465 / 735 / 745 / 765 / 835 / B750/1250 16 ST.

DRIVEN

AXIAL DRIVEN OPPOSITE FACE TOOL H=100

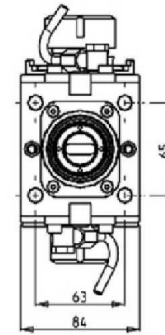
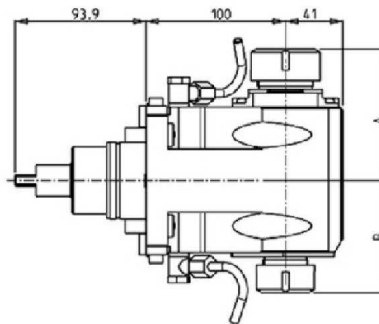
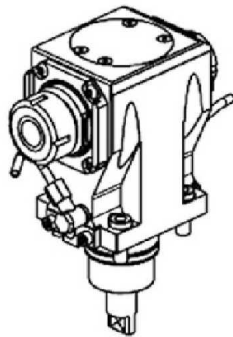


PartNumber	Description	Reversible	Spindle	I	RPM	Ext Cool	A	A1
0411025	Axial Double Outlet ER25/ER25	X	ER25+ER25	1:1	6000	X	93.36	73.46
0411032	Axial Double Outlet ER32/ER32	X	ER32+ER32	1:1	6000	X	100.56	78.96

B445 / 470 / 545 / 550 / 565 / 650 / 658 / 1200 / 446 / 465 / 735 / 745 / 765 / 835 / B750/1250 16 ST.

DRIVEN

AXIAL OPPOSITE FACE TWIN DRIVEN TOOL H=100mm

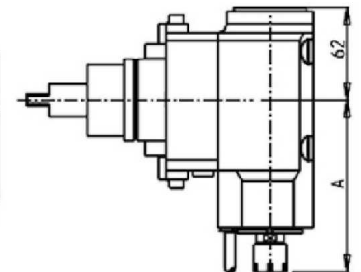
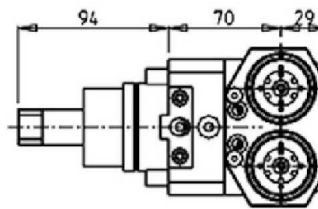
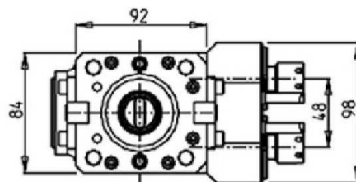
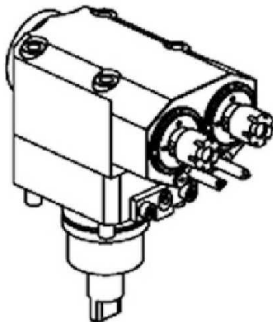


PartNumber	Description	Spindle	I	RPM	Reversible	Ext Cool	A	B
BGL0223225	Axial Opposite Face ER32+ER25	ER32+ER25	1:1	6000	X	X	93.66	80.16
BGL0222520	Axial Opposite Face ERA25+ERA20	ERA25+ERA20	1:1	6000	X	X	65	55.5

B301 / 445 / 470 / 501(Y-S) / 510 / 620 / 650 / 658 / 1200 / 735 / 835 - BV210/315

DRIVEN

AXIAL SINGLE SIDE TWIN HEAD DRIVEN TOOL IN Y H=70mm

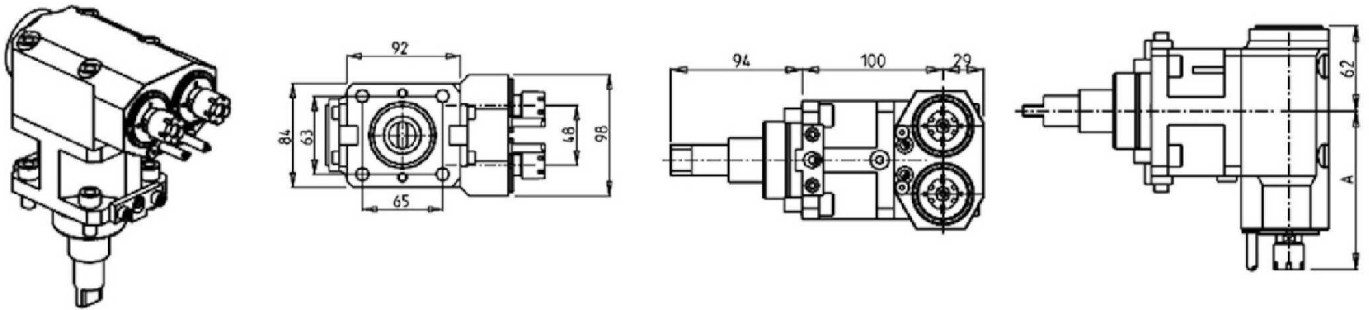


PartNumber	Description	Spindle	I	RPM	Reversible	Ext Cool	A
0400016X2	Axial Double Outlet Tool ER16	ER16	1:1	6000	X	X	115.15
0400025X2	Axial Double Outlet Tool ER25	ER25	1:1	6000	X	X	115.61

B445 / 470 / 510 / 545 / 550 / 565 / 650 / 658 / 1200 / 446 / 465 / 735 / 745 / 765 / 835 / B750/1250 16 ST.

DRIVEN

AXIAL SINGLE SIDE TWIN HEAD DRIVEN TOOL IN Y H=100mm

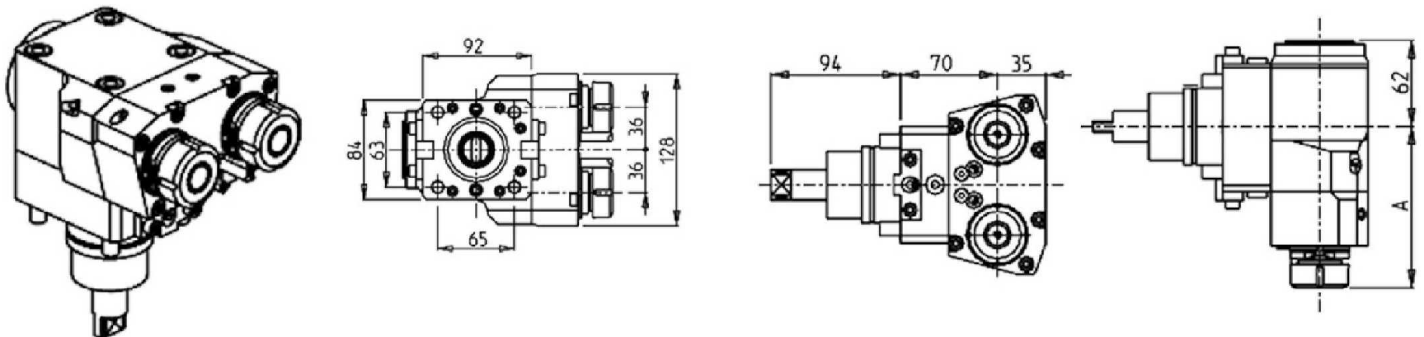


PartNumber	Description	Spindle	I	RPM	Reversible	Ext Cool	A
0400016X2L	Axial Double Outlet Tool ER16	ER16	1:1	6000	X	X	115.15
0400025X2L	Axial Double Outlet Tool ER25	ER25	1:1	6000	X	X	115.61

B301 / 445 / 470 / 501(Y-S) / 510 / 620 / 650 / 658 / 735 / 835 / 1200 - BV210/315

DRIVEN

AXIAL GEARED-UP 1:2 SINGLE SIDE TWIN HEAD DRIVEN TOOL IN Y H=70mm

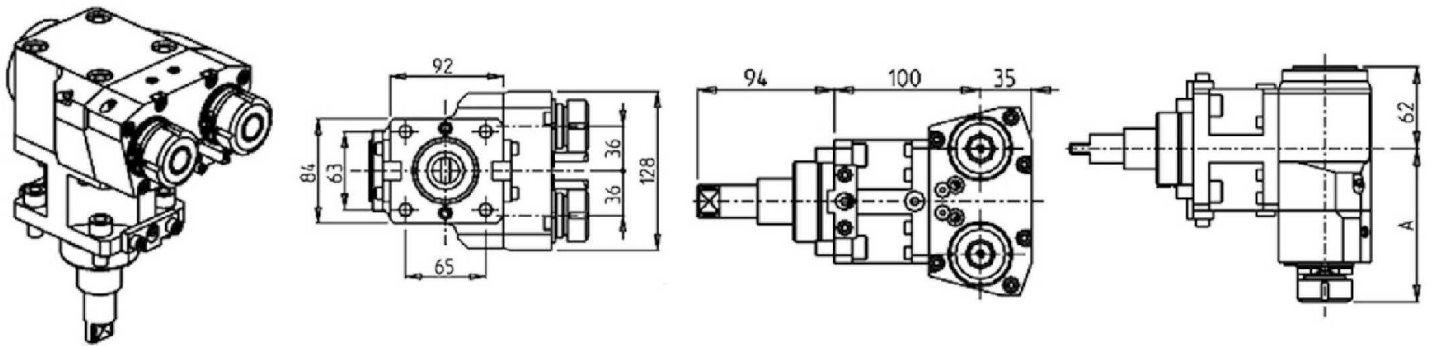


PartNumber	Description	Spindle	I	RPM	Reversible	Ext Cool	A
BGL0280216	Axial Geared-Up 1:2 Single Side Twin Head ER16	ER16	1:2	12000	X	X	115
BGL0280225	Axial Geared-Up 1:2 Single Side Twin Head ER25	ER25	1:2	12000	X	X	115.96

B445 / 470 / 510 / 545 / 550 / 565 / 446 / 465 / 735 / 745 / 765 / 835 / B750/1250 16 ST.

DRIVEN

AXIAL GEARED-UP 1:2 SINGLE SIDE TWIN HEAD DRIVEN TOOL IN Y H=100mm

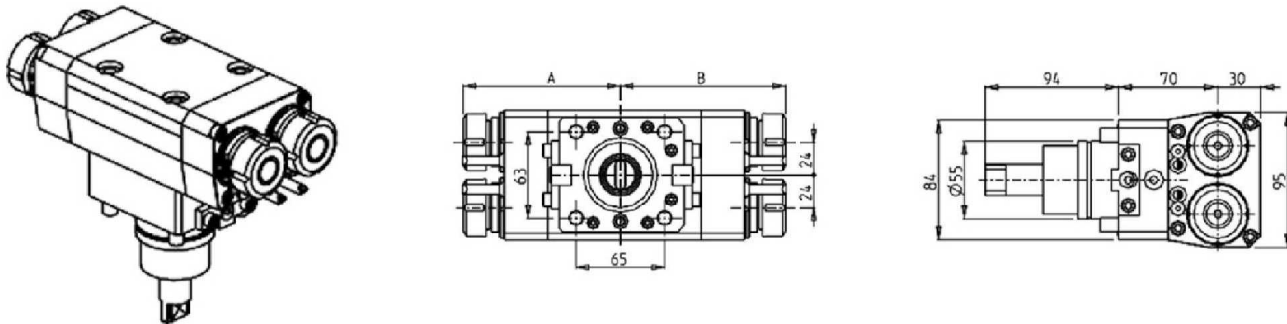


PartNumber	Description	Spindle	I	RPM	Reversible	Ext Cool	A
BGL0281216	Axial Geared-Up 1:2 Single Side Twin Head ER16	ER16	1:2	12000	X	X	115
BGL0281225	Axial Geared-Up 1:2 Single Side Twin Head ER25	ER25	1:2	12000	X	X	115.96

B445 / 470 / 620 / 650 / 658 / 735 / 835 / 1200

DRIVEN

AXIAL MULTIPLE 2+2 OUTLET DRIVEN TOOL IN Y H=70mm

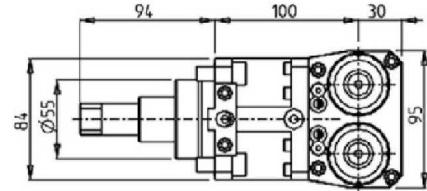
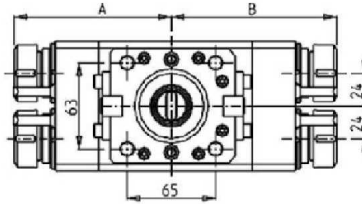
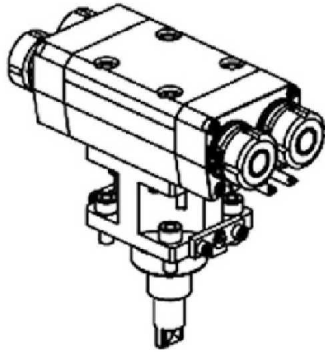


PartNumber	Description	Spindle	I	RPM	Reversible	# of Tools	Ext Cool	A	B
BGL0570416	Axial 2+2 Outlet in Y ER16+ER16	ER16+ER16	1:1	6000	X	2+2	X	114.7	120.7
BGL0570425	Axial 2+2 Outlet in Y ER25+ER25	ER25+ER25	1:1	6000	X	2+2	X	115.6	121.6

B445 / 470 / 446 / 465 / 745 / 735 / 765 / 835 - B750/1250 16 ST.

DRIVEN

AXIAL MULTIPLE 2+2 OUTLET DRIVEN TOOL IN Y H=100mm

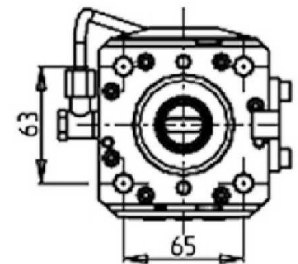
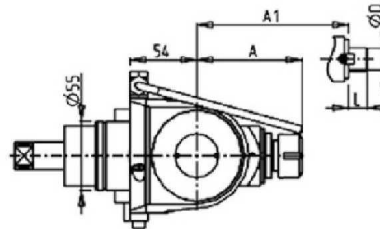
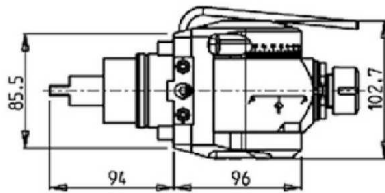
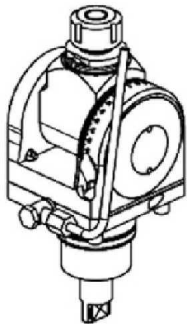


PartNumber	Description	Spindle	I	RPM	Reversible	# of Tools	Ext Cool	A	B
BGL0571416	Axial 2+2 Outlet in Y ER16+ER16	ER16+ER16	1:1	6000	X	2+2	X	114.7	120.7
BGL0571425	Axial 2+2 Outlet in Y ER25+ER25	ER25+ER25	1:1	6000	X	2+2	X	115.6	121.6

B301 / 445 / 470 / 501(Y-S) / 510 / 545 / 550 / 565 / 620 / 650 / 658 / 1200 / 446 / 465 / 735 / 745 / 765 / 835 - BV210/315

DRIVEN

0-180 ADJUSTABLE ANGLE DRIVEN TOOL



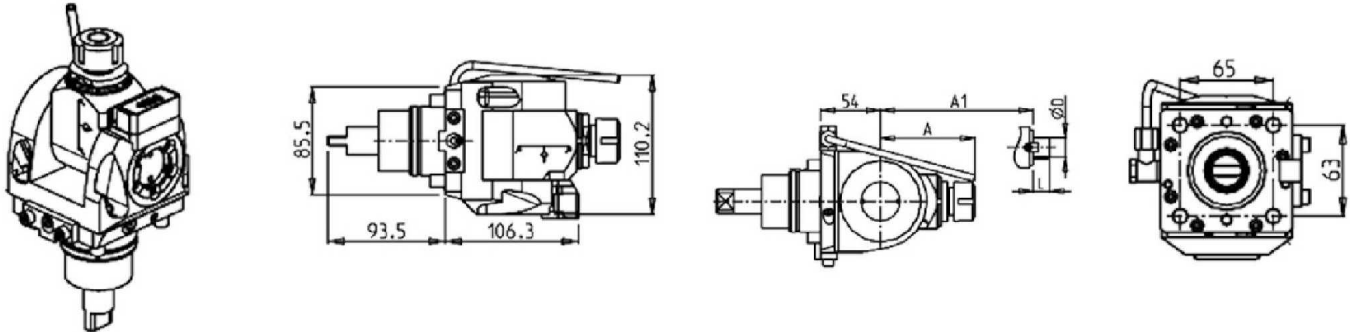
PartNumber	Description	Spindle	I	RPM	Reversible	Ext Cool	A	A1	D	L
BGL0460120	0-180 Adj. Angle ER20	ER20	1:1	6000	X	X	85.16			
BGL0460125	0-180 Adj. Angle ER25	ER25	1:1	6000	X	X	86.16			
BGL0460519	0-180 Adj. Angle 3/4"x3/4"	3/4"x3/4"	1:1	6000	X	X		65	3/4"	3/4"
BGL0460516	0-180 Adj. Angle 16x17mm	16x17	1:1	6000	X	X		65	16	17
BGL0460522	0-180 Adj. Angle 22x19mm	22x19	1:1	6000	X	X		66	22	19

Note : Wrenches are provided with the purchase of Specialty Toolholders

B301 / 445 / 470 / 501(Y-S) / 510 / 545 / 550 / 565 / 620 / 650 / 658 / 1200 / 446 / 465 / 735 / 745 / 765 / 835 - BV210/315

DRIVEN

0-180 ADJUSTABLE ANGLE DRIVEN TOOL WITH DIGITAL DISPLAY



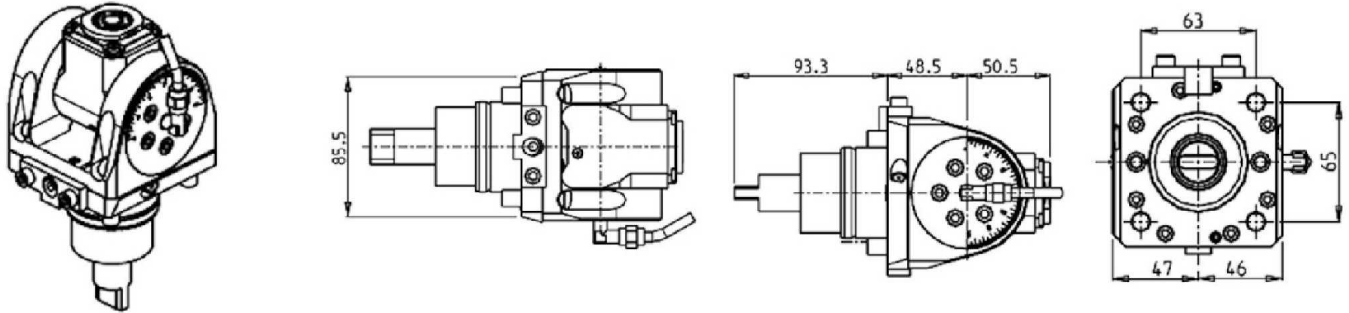
PartNumber	Description	Spindle	I	RPM	Reversible	Ext Cool	A	A1	D	L
BGL0440120	0-180 Adj. Angle ER20 with Digital Display	ER20	1:1	6000	X	X	85.16			
BGL0440125	0-180 Adj. Angle ER25 with Digital Display	ER25	1:1	6000	X	X	86.16			
BGL0440519	0-180 Adj. Angle Mill 3/4"x3/4" with Digital Display	3/4"x3/4"	1:1	6000	X	X		65	3/4"	3/4"
BGL0440516	0-180 Adj. Angle Mill 16x17mm with Digital Display	16x17	1:1	6000	X	X		65	16	17
BGL0440522	0-180 Adj. Angle Mill 22x19mm with Digital Display	22x19	1:1	6000	X	X		66	22	19

Note : Wrenches are provided with the purchase of Specialty Toolholders

B301 / 445 / 470 / 501(Y-S) / 510 / 545 / 550 / 565 / 620 / 650 / 658 / 1200 / 446 / 465 / 735 / 745 / 765 / 835 - BV210/315

DRIVEN

0-180 ADJUSTABLE ANGLE DRIVEN TOOL



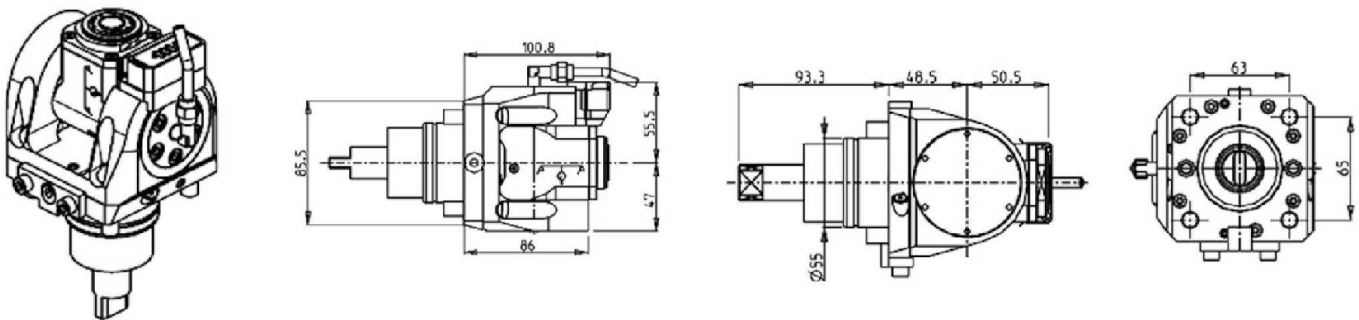
PartNumber	Description	Spindle	I	RPM	Reversible	Cool Thru	Ext Cool
BGL0150120	0-180 Adj. Angle ERA20	ERA20	1:1	6000	X		X
BGL0150220	0-180 Adj. Angle ERA20 Cool Thru*	ERA20	1:1	6000	X	X	X

* Coolant Thru tools are designed for 1000 psi.
They require 5 Micron Filtration and **CANNOT** be run dry.

Note :

Wrenches are provided with the purchase of Specialty Toolholders

0-180 ADJUSTABLE ANGLE DRIVEN TOOL WITH DIGITAL DISPLAY



PartNumber	Description	Spindle	I	RPM	Reversible	Cool Thru	Ext Cool
BGL0155120	0-180 Adj. Angle ERA20 with Digital Display	ERA20	1:1	6000	X		X
BGL0155220	0-180 Adj. Angle ERA20 with Digital Display Cool Thru*	ERA20	1:1	6000	X	X	X

* Coolant Thru tools are designed for 1000 psi.
They require 5 Micron Filtration and **CANNOT** be run dry.

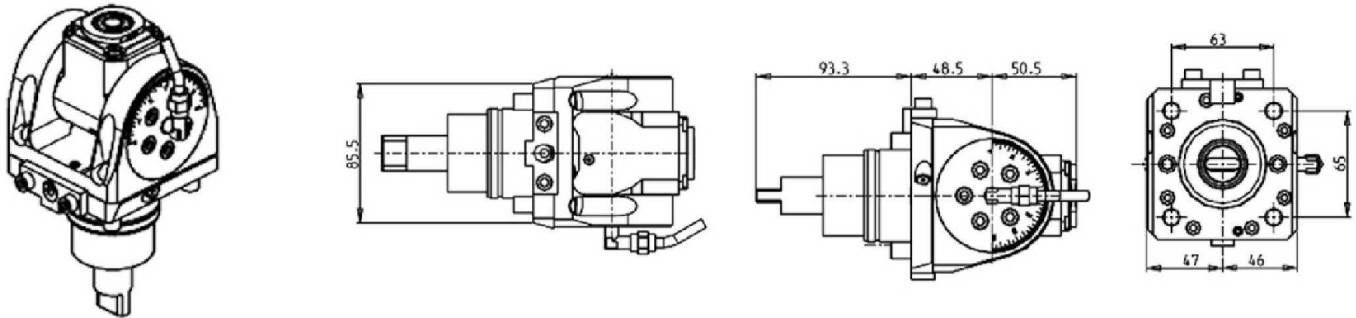
Note :

Wrenches are provided with the purchase of Specialty Toolholders

B301 / 445 / 470 / 501(Y-S) / 510 / 545 / 550 / 565 / 620 / 650 / 658 / 1200 / 446 / 465 / 735 / 745 / 765 / 835 - BV210/315

DRIVEN

0-180 ADJUSTABLE ANGLE DRIVEN TOOL GEARED-UP 1:2



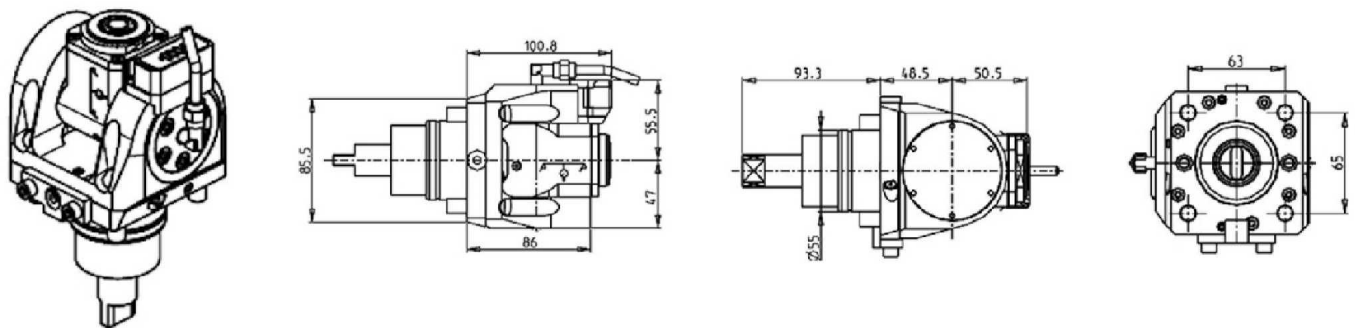
PartNumber	Description	Spindle	I	RPM	Cool Thru	Ext Cool
BGL0150316	0-180 Adj. Angle Geared-Up 1:2 ERA16	ERA16	1:2	12000		X
BGL0150416	0-180 Adj. Angle Geared-Up 1:2 ERA16 Cool Thru*	ERA16	1:2	12000	X	X

* Coolant Thru tools are designed for 1000 psi. They require 5 Micron Filtration and **CANNOT** be run dry.

Note :

Wrenches are provided with the purchase of Specialty Toolholders

0-180 ADJUSTABLE ANGLE DRIVEN TOOL GEARED-UP 1:2 WITH DIGITAL DISPLAY



PartNumber	Description	Spindle	I	RPM	Cool Thru	Ext Cool
BGL0155316	0-180 Adj. Angle ERA16 Geared-Up 1:2 with Digital Display	ERA16	1:2	12000		X
BGL0155416	0-180 Adj. Angle ERA16 Geared-Up 1:2 with Digital Display Cool Thru*	ERA16	1:2	12000	X	X

* Coolant Thru tools are designed for 1000 psi. They require 5 Micron Filtration and **CANNOT** be run dry.

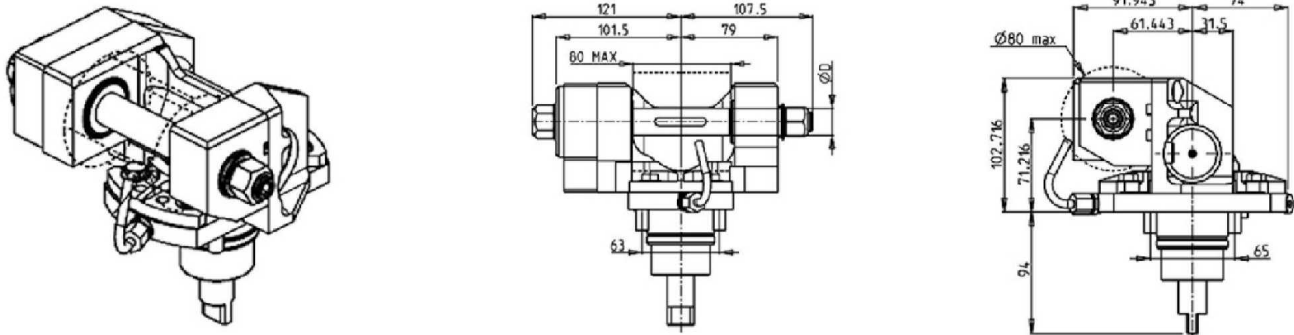
Note :

Wrenches are provided with the purchase of Specialty Toolholders

B301 / 445 / 470 / 501(Y-S) / 510 / 545 / 550 / 565 / 620 / 650 / 658 / 1200 / 446 / 465 / 735 / 745 / 765 / 835 - B750/1250 16 ST.

DRIVEN

DRIVEN GEAR HOBBER



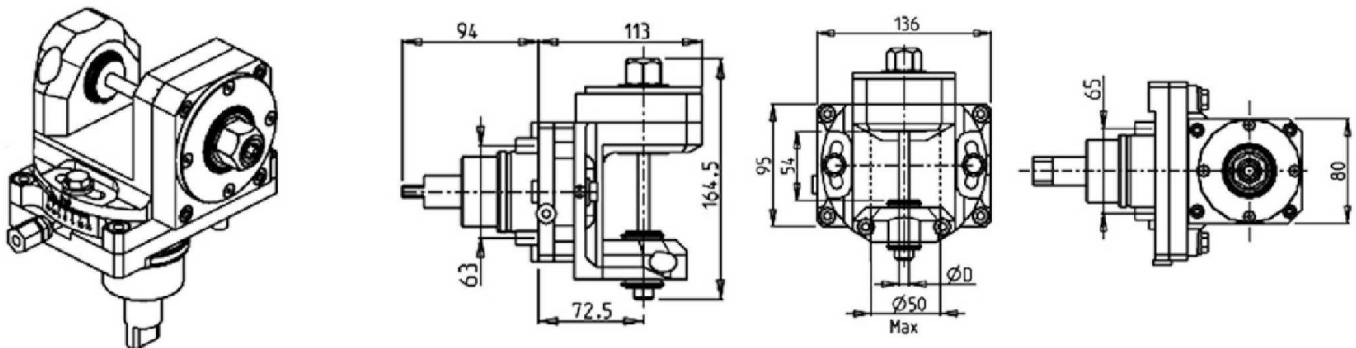
PartNumber	Description	Eurotech Ref	I	MAX RPM	Ext Cool	D mm	D Inch
0101100	Gear Hobber 1:1		1:1	6000	X	16-22-27-32	3/4"-1"-1 1/4"
0102100	Gear Hobber Geared-Down 2:1	10.57.66.00	2:1	3000	X	16-22-27-32	3/4"-1"-1 1/4"

Note : Wrenches are provided with the purchase of Specialty Toolholders

B301 / 445 / 470 / 501(Y-S) / 510 / 545 / 550 / 565 / 620 / 650 / 658 / 1200 / 446 / 465 / 735 / 745 / 765 / 835

DRIVEN

RADIAL DRIVEN GEAR HOBBER



PartNumber	Description	I	MAX RPM	Ext Cool	D mm
BGL0011108	Gear Hobber 8mm	1:1	6000	X	8
BGL0011110	Gear Hobber 10mm	1:1	6000	X	10
BGL0011113	Gear Hobber 13mm	1:1	6000	X	13
BGL0011116	Gear Hobber 16mm	1:1	6000	X	16

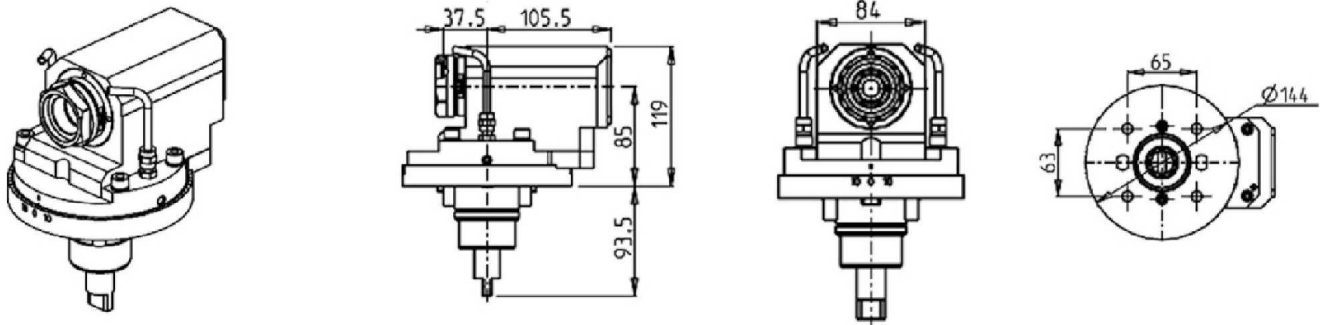
Note : Wrenches are provided with the purchase of Specialty Toolholders

B301 / 445 / 470 / 501(Y-S) / 510 / 545 / 550 / 565 / 620 / 650 / 658 / 1200 / 446 / 465 / 735 / 745 / 765 / 835 - B750/1250 16 ST.

DRIVEN

QUICK CHANGE AXIAL MTSK DRIVEN TOOL FOR POWER SKIVING H=85mm

See Accessories for MTSK Clamping Units



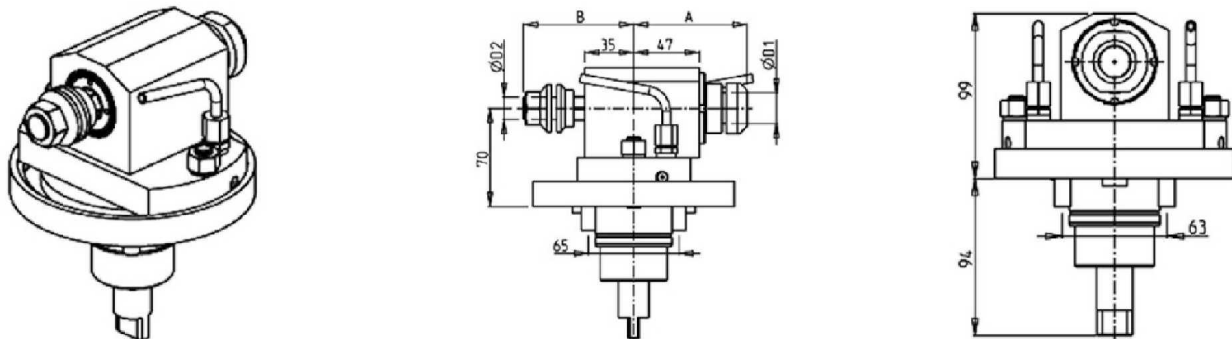
PartNumber	Description	Spindle	I	RPM	Reversible	Ext Cool
BGL0380100	Axial MTSK-40 Driven Tool for Power Skiving	MTSK-40	1:1	6000	X	X

Note : Wrenches are provided with the purchase of Specialty Toolholders

B301 / 445 / 470 / 501(Y-S) / 510 / 545 / 550 / 565 / 620 / 650 / 658 / 1200 / 446 / 465 / 735 / 745 / 765 / 835

DRIVEN

AXIAL ±180° ADJUSTABLE ANGLE DRIVEN TOOL



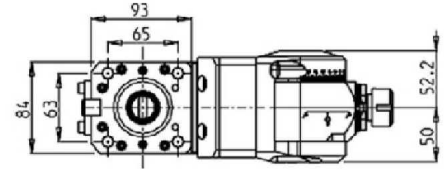
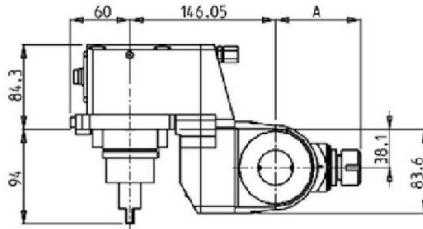
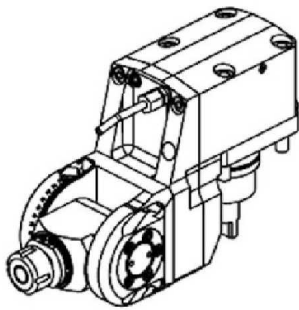
PartNumber	Description	Spindle	I	RPM	Ext Cool	A	B	D1	D2
0060825	Axial ±180° Adj. Angle ER25	ER25	1:1	6000	X	80.16			
0062516	Axial ±180° Adj. Angle ER25+ER16	ER25+ER16	1:1	6000	X	80.16	66		
0062216	Axial ±180° Adj. Angle Ø22+Ø16	Ø22+Ø16	1:1	6000	X	81	79	22	16

Note : Wrenches are provided with the purchase of Specialty Toolholders

B301 / 445 / 470 / 501(Y-S) / 510 / 545 / 550 / 565 / 620 / 650 / 658 / 1200 / 446 / 465 / 735 / 745 / 765 / 835

DRIVEN

±90° ADJUSTABLE ANGLE REAR-SET DRIVEN TOOL



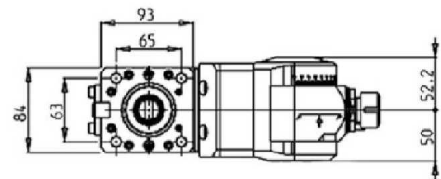
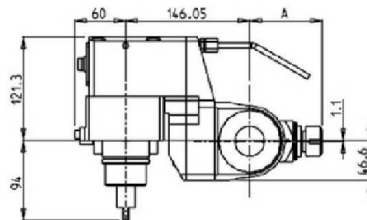
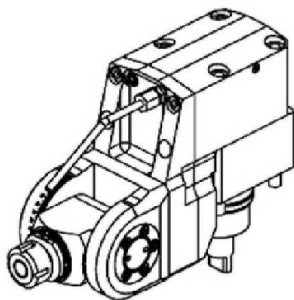
PartNumber	Description	Spindle	I	RPM	Ext Cool	A
BGL0580120	±90° Adj. Angle Rear-Set ER20	ER20	1:1	6000	X	85.16
BGL0580125	±90° Adj. Angle Rear-Set ER25	ER25	1:1	6000	X	86.16

Note : Wrenches are provided with the purchase of Specialty Toolholders

B750/1250 16 ST.

DRIVEN

±90° ADJUSTABLE ANGLE REAR-SET DRIVEN TOOL



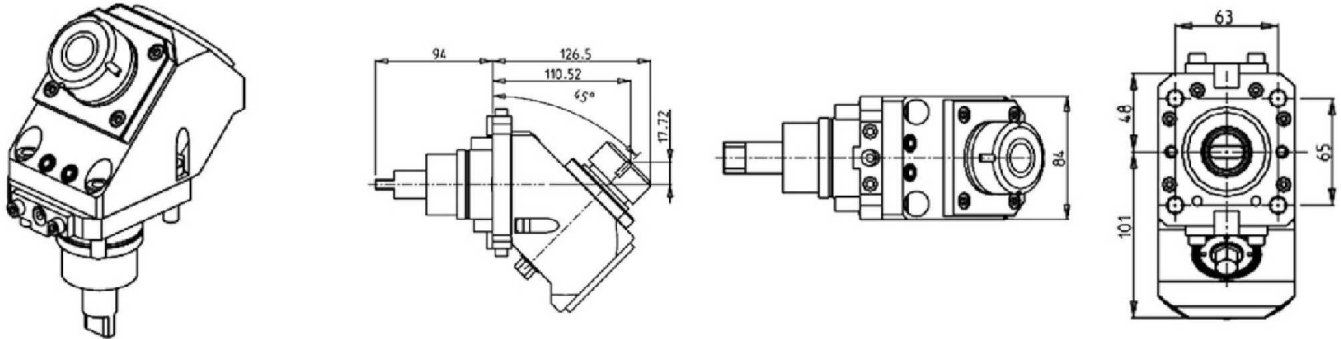
PartNumber	Description	Spindle	I	RPM	Ext Cool	A
BGL0720120	±90° Adjustable Angle Rear-Set ER20	ER20	1:1	6000	X	85.16
BGL0720125	±90° Adjustable Angle Rear-Set ER25	ER25	1:1	6000	X	86.16

Note : Wrenches are provided with the purchase of Specialty Toolholders

B301 / 445 / 470 / 501(Y-S) / 510 / 545 / 550 / 565 / 650 / 658 / 1200 / 446 / 465 / 735 / 745 / 765 / 835 - B750/1250
16 ST.

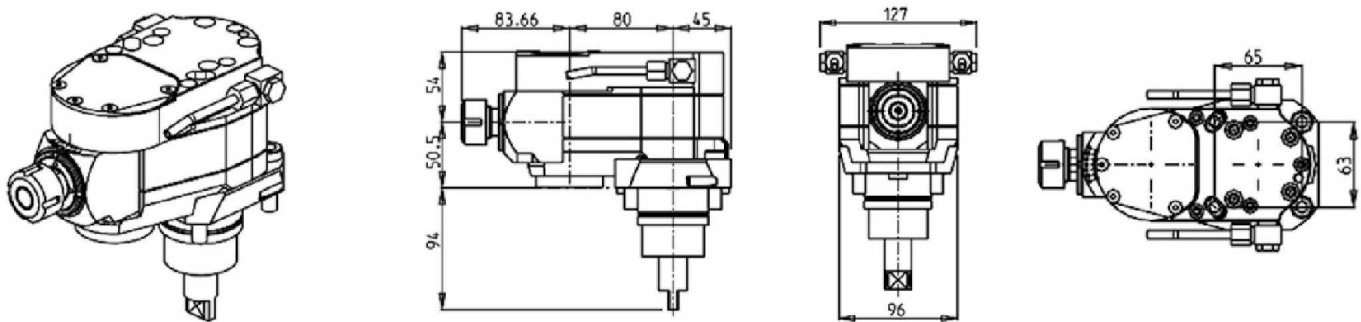
DRIVEN

°45 FIXED ANGLE GEARED-DOWN 2:1 DRIVEN TOOL



PartNumber	Description	Spindle	I	RPM	Ext Cool
0230032	45° Fixed Angle Geared-Down 2:1 ER32	ER32	2:1	3000	X

±15° Y AXIS ADJUSTABLE ANGLE DRIVEN TOOL



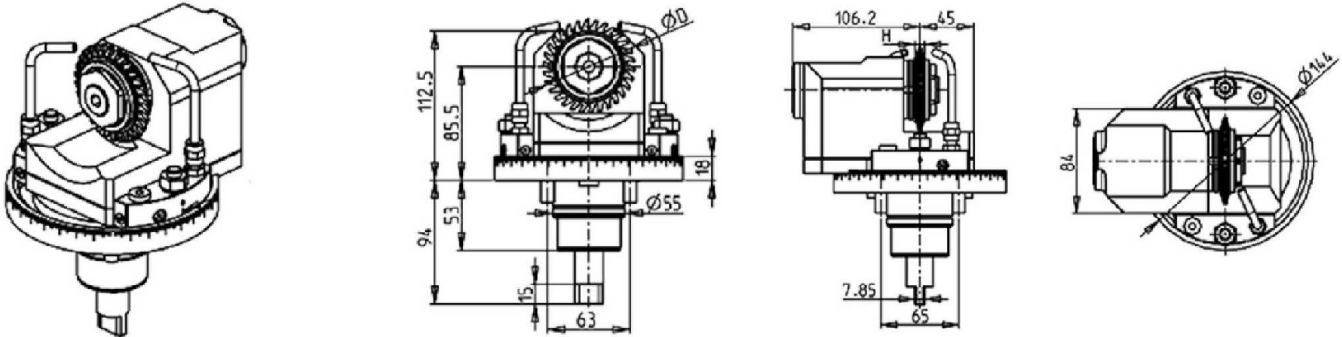
PartNumber	Description	Spindle	I	RPM	Ext Cool
0250020	±15° Adjustable Angle in Y ER20	ER20	1:1	6000	X

Note : Wrenches are provided with the purchase of Specialty Toolholders

B301 / 445 / 470 / 501(Y-S) / 510 / 545 / 550 / 565 / 620 / 650 / 658 / 1200 / 446 / 465 / 735 / 745 / 765 / 835 - B750/1250 16 ST.

DRIVEN

DRIVEN TOOL FOR WORM SCREWS



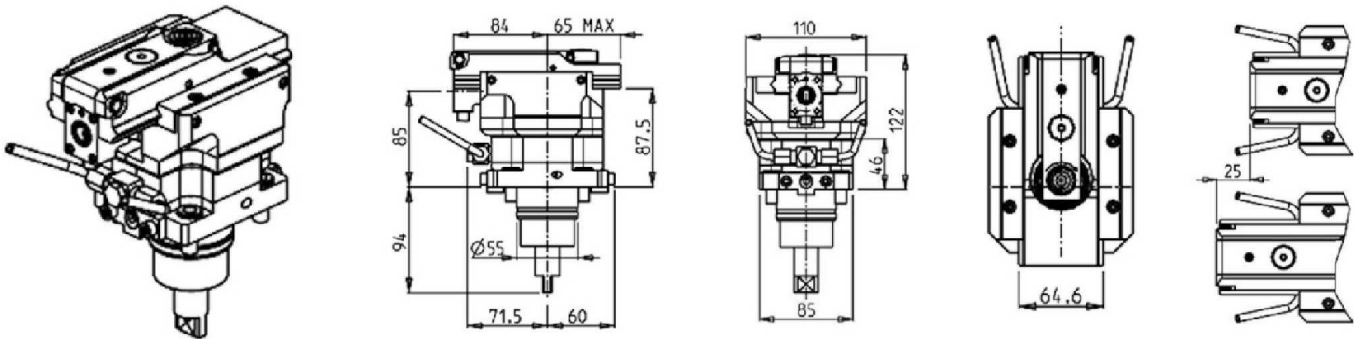
PartNumber	Description	Spindle	I	RPM	Reversible	Ext Cool	D	H
0188022	Driven Tool for Worm Screws $\varnothing 22 \times 12$	$\varnothing 22 \times 12$	1:1	6000	X	X	63-70-80	MAX 12
0188125	Driven Tool for Worm Screws $\varnothing 1" \times 12$	$\varnothing 1" \times 12$	1:1	6000	X	X	63-70-80	MAX 12

Note : Wrenches are provided with the purchase of Specialty Toolholders

B301 / 445 / 470 / 501(Y-S) / 510 / 545 / 550 / 565 / 620 / 650 / 658 / 735 / 835 / 1200

DRIVEN

BROACHING/SLOTING DRIVEN TOOL 25mm STROKE H=85mm



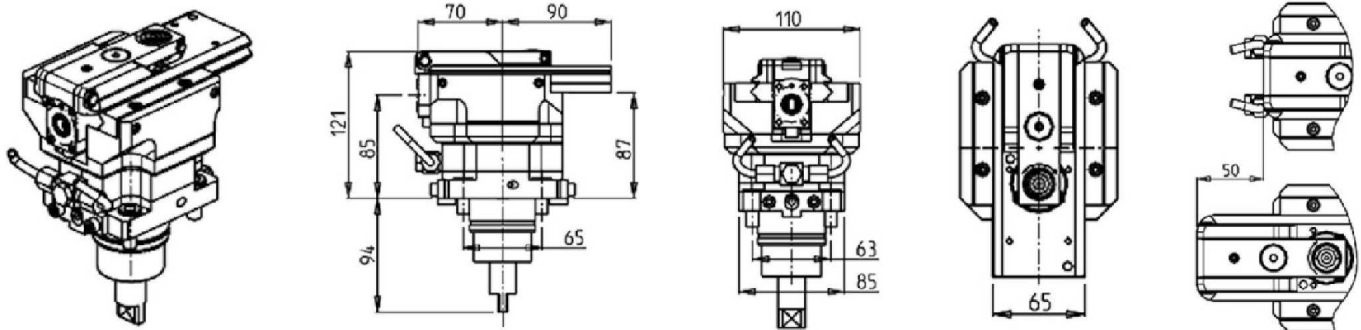
PartNumber	Description	I	MAX RPM	Reversible	Ext Cool
BGL0320200	Broaching/Slotting Tool 25mm Stroke	4:1	2400	X	X

B301 / 445 / 470 / 501(Y-S) / 510 / 545 / 550 / 565 / 620 / 650 / 658 / 735 / 835 / 1200

DRIVEN

BROACHING/SLOTTING DRIVEN TOOL 50mm STROKE H=85mm

On B545 / B565 / B650 do NOT use on Sub-Spindle Side



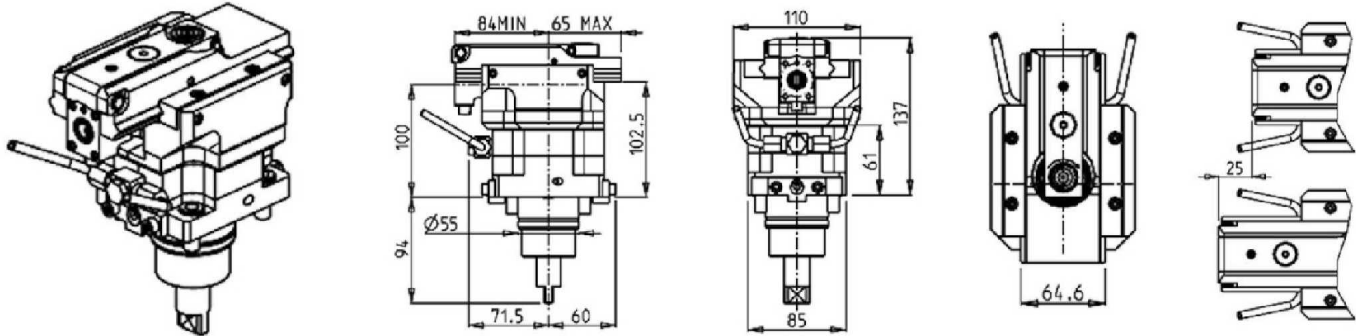
PartNumber	Description	I	MAX RPM	Reversible	Ext Cool
BGL0320100	Broaching/Slotting Tool 50mm Stroke	4:1	2000	X	X

B445 / 470 / 545 / 550 / 565 / 650 / 658 / 1200 / 446 / 465 / 735 / 745 / 765 / 835 / B750/1250 16 ST.

DRIVEN

BROACHING/SLOTING DRIVEN TOOL 25mm STROKE H=100mm

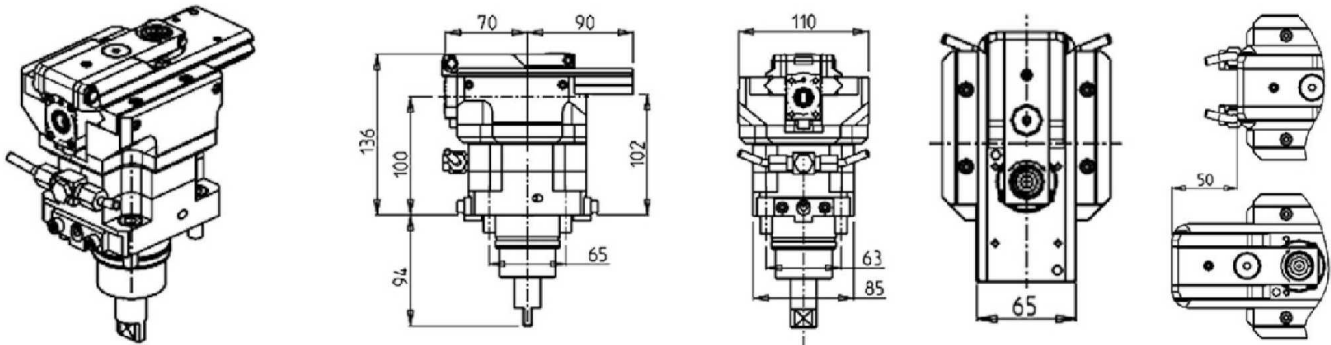
On B545 / B565 / B650 do NOT use on Sub-Spindle Side



PartNumber	Description	I	MAX RPM	Reversible	Ext Cool
BGL0330200	Broaching/Slotting Tool 25mm Stroke	4:1	2400	X	X

BROACHING/SLOTING DRIVEN TOOL 50mm STROKE H=100mm

On B545 / B565 / B650 do NOT use on Sub-Spindle Side

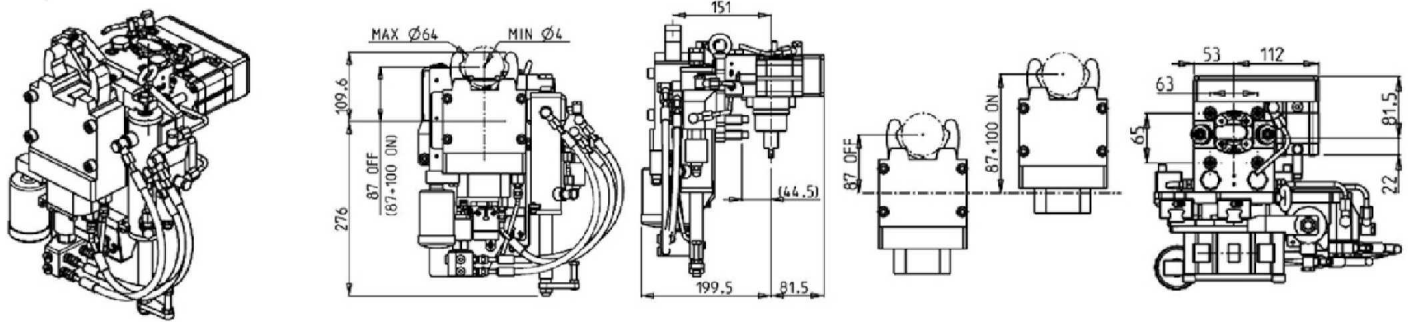


PartNumber	Description	I	MAX RPM	Reversible	Ext Cool
BGL0330100	Broaching/Slotting Tool 50mm Stroke	4:1	2000	X	X

B445 / 470 / 446 / 465 / 745 / 765

DRIVEN

DRIVEN TOOL HOLDER FOR SLIDING STEADY REST (SIZE 1)

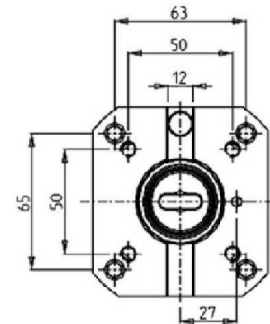
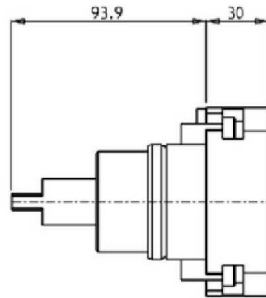
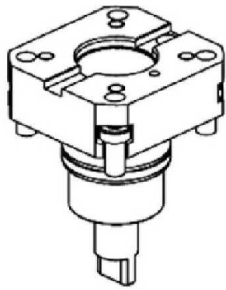


PartNumber	Description	I	RPM	Ext Cool	Electronics
BGL0130300	Driven Sliding Steady Rest (Size 1)	1:1	6000	X	
BGL0130300US	Driven Sliding Steady Rest (Size 1) with Electronics	1:1	6000	X	X

B301 / 445 / 470 / 501(Y-S) / 510 / 545 / 550 / 565 / 620 / 650 / 658 / 1200 / 446 / 465 / 735 / 745 / 765 / 835 / B750/1250 16 ST. - BV210/315

DRIVEN

BIGLIA B436 TOOLING ADAPTER CARTRIDGE H=30mm

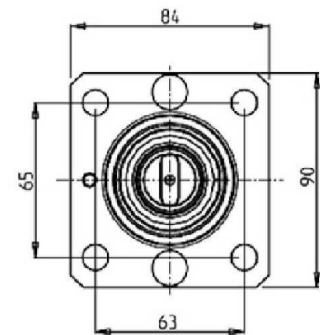
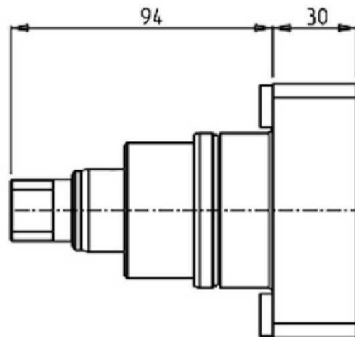
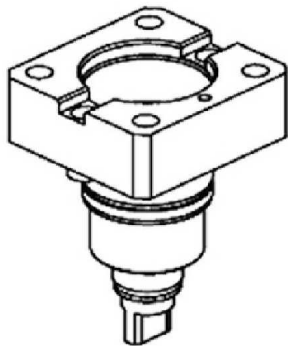


PartNumber	Description
BGL0490100	Tooling Adapter Cartridge

B301 / 445 / 470 / 501(Y-S) / 510 / 545 / 550 / 565 / 620 / 650 / 658 / 1200 / 446 / 465 / 735 / 745 / 765 / 835 - B750/1250 16 ST.

DRIVEN

BIGLIA TOOLING ADAPTER CARTRIDGE H=30mm

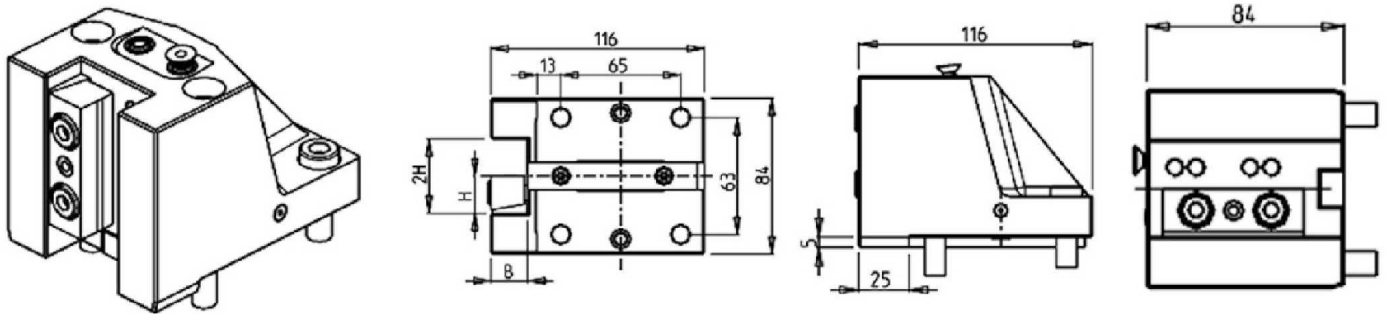


PartNumber	Description
0617010	Tooling Adapter Cartridge

B301 / 445 / 470 / 501(Y-S) / 510 / 545 / 550 / 565 / 620 / 650 / 658 / 1200 / 446 / 465 / 735 / 745 / 765 / 835 / B750/1250 16 ST.

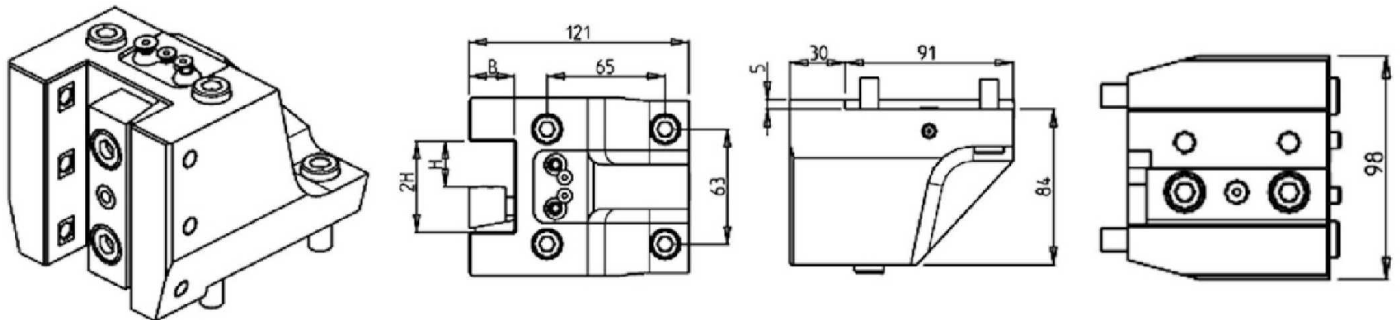
STATIC

RADIAL SINGLE STATIC TOOL



PartNumber	Description	Eurotech Ref	# of Tools	Reversible	Cool Thru	Ext Cool	Dimension	B	H
0531905	Radial Single Static 3/4"	10.57.82.00	1	X		X	Inch	3/4"	3/4"
0532000	Radial Single Static 20mm	10.57.60.00	1	X		X	mm	20	20
0532010	Radial Single Static 20mm Cool Thru*		1	X	X	X	mm	20	20

RADIAL SINGLE STATIC TOOL

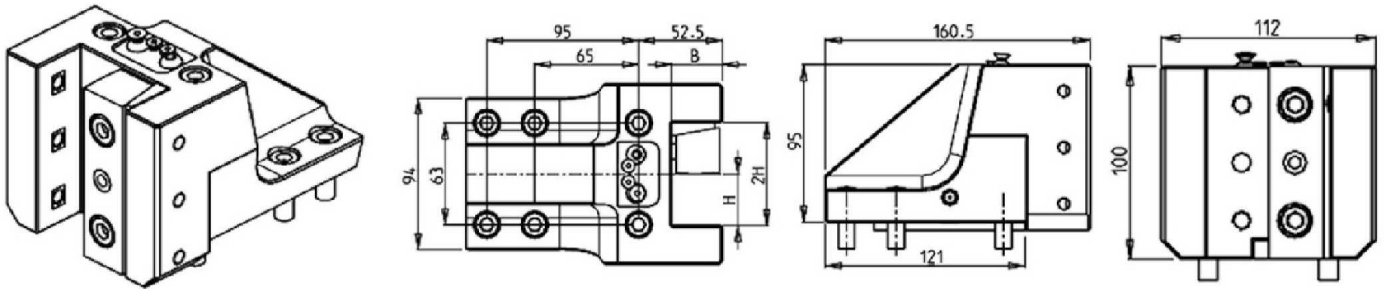


PartNumber	Description	Eurotech Ref	# of Tools	Reversible	Cool Thru	Ext Cool	Dimension	B	H
0555080	Radial Single Static 1"	PSC-730-Y-1	1/2	X			Inch	1"	1"
0555000	Radial Single Static 25mm	10.88.16.00	1/2	X			mm	25	25
0555010	Radial Single Static 25mm Cool Thru*		1/2	X	X	X	mm	25	25

B658 / 1200 - B750 / 1250 16 ST.

STATIC

RADIAL SINGLE STATIC TOOL

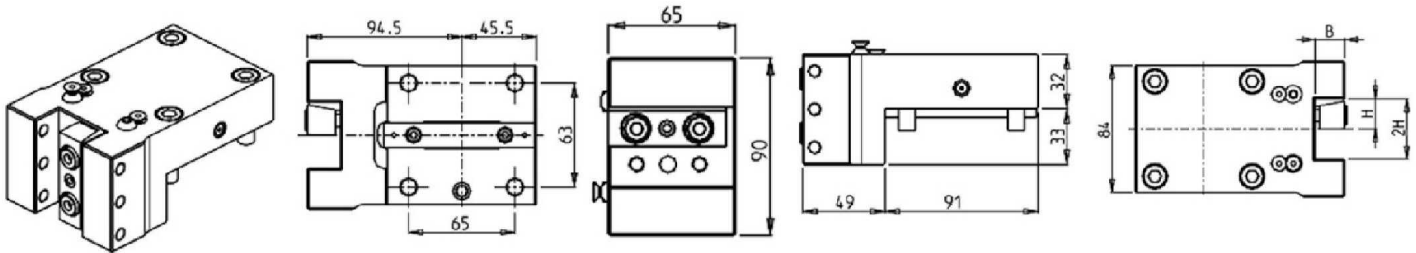


PartNumber	Description	# of Tools	Dimension	B	H
BGL0053210	Radial Single Static 32mm	1/2	mm	32	32

B301 / 445 / 470 / 501(Y-S) / 510 / 545 / 550 / 565 / 620 / 650 / 658 / 1200 / 446 / 465 / 735 / 745 / 765 / 835 / B750/1250 16 ST.

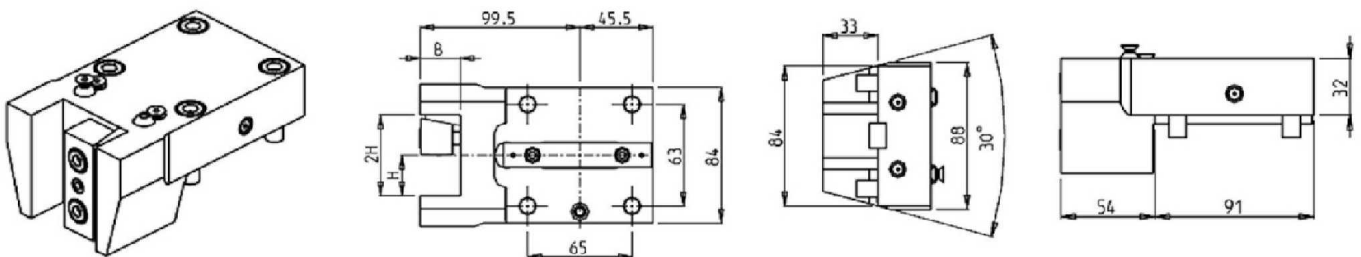
STATIC

RADIAL SINGLE REAR-SET STATIC TOOL



PartNumber	Description	# of Tools	Cool Thru	Ext Cool	Dimension	B	H
0661905	Radial Single Rear Set Static 3/4"	1/2			Inch	3/4"	3/4"
0662000	Radial Single Rear Set Static 20mm	1/2			mm	20	20
0662010	Radial Single Rear Set Static 20mm Cool Thru*	1/2	X	X	mm	20	20

RADIAL SINGLE REAR-SET STATIC TOOL

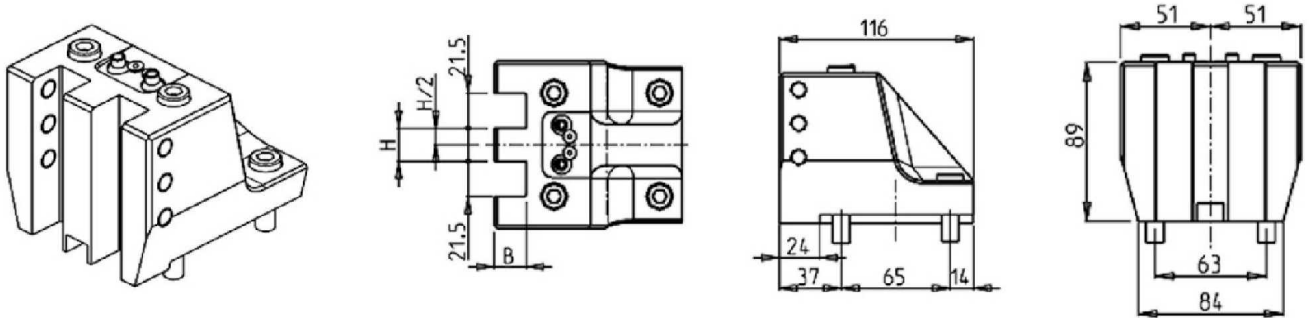


PartNumber	Description	# of Tools	Ext Cool	Dimensions	B	H
0662500	Radial Single Rear Set Static Tool Ø25mm	1	X	mm	25	25

B301 / 445 / 470 / 501(Y-S) / 510 / 545 / 550 / 565 / 620 / 650 / 658 / 1200 / 446 / 465 / 735 / 745 / 765 / 835 / B750/1250 16 ST.

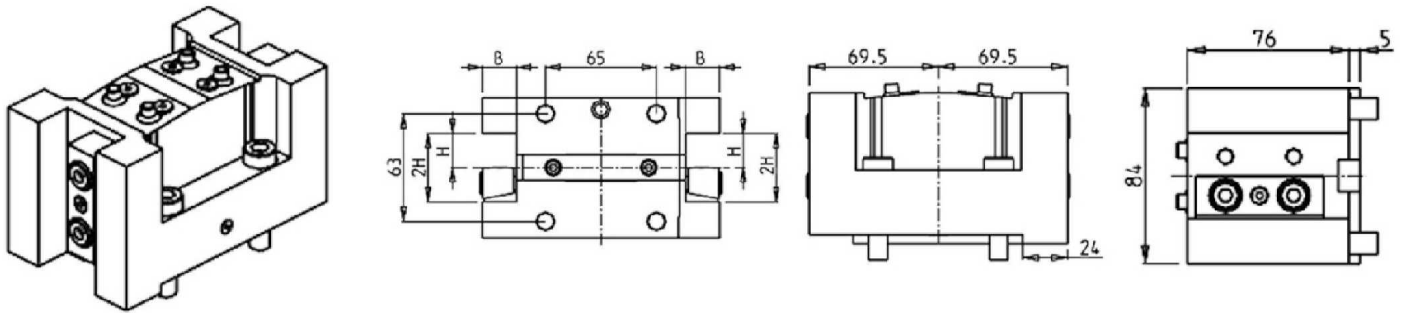
STATIC

RADIAL SINGLE SIDE TWIN STATIC TOOL



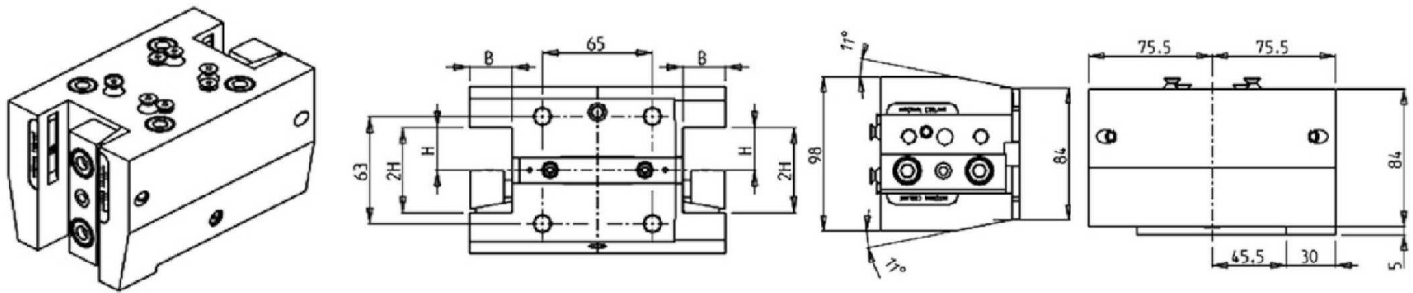
PartNumber	Description	Eurotech Ref	# of Tools	Dimension	B	H
0501905	Radial Single Side Twin Static 3/4"	10.57.83.00	2	Inch	3/4"	3/4"
0502000	Radial Single Side Twin Static 20mm	41.03.25.00	2	mm	20	20

RADIAL DOUBLE STATIC TOOL



PartNumber	Description	Eurotech Ref	# of Tools	Cool Thru	Ext Cool	Dimension	B	H
0541905	Radial Double Static 3/4"	10.57.83.00	2		X	Inch	3/4"	3/4"
0542000	Radial Double Static 20mm	10.57.76.00	2		X	mm	20	20
0542010	Radial Double Static 20mm Cool Thru*		2	X	X	mm	20	20

RADIAL DOUBLE STATIC TOOL

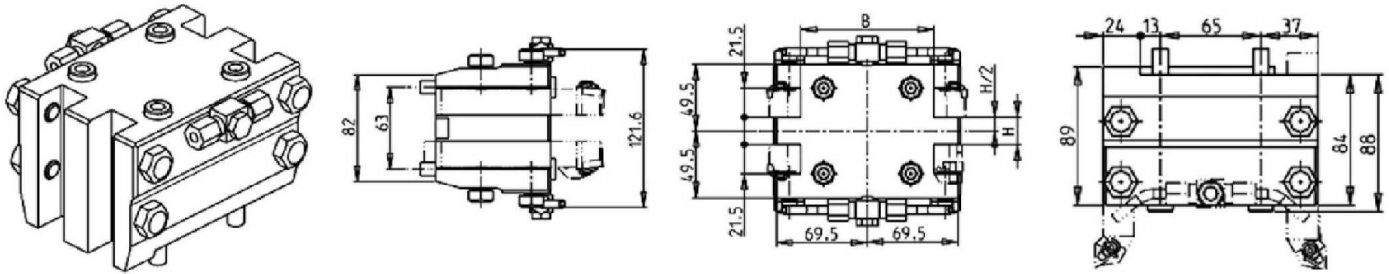


PartNumber	Description	# of Tools	Cool Thru	Ext Cool	Dimensions	B	H
0542510	Radial Double Static 25mm Cool Thru*	2	X	X	mm	25	25

B301 / 445 / 470 / 501(Y-S) / 510 / 545 / 550 / 565 / 650 / 658 / 1200 / 446 / 465 / 735 / 745 / 765 / 835

STATIC

RADIAL DOUBLE SIDE TWIN STATIC TOOL

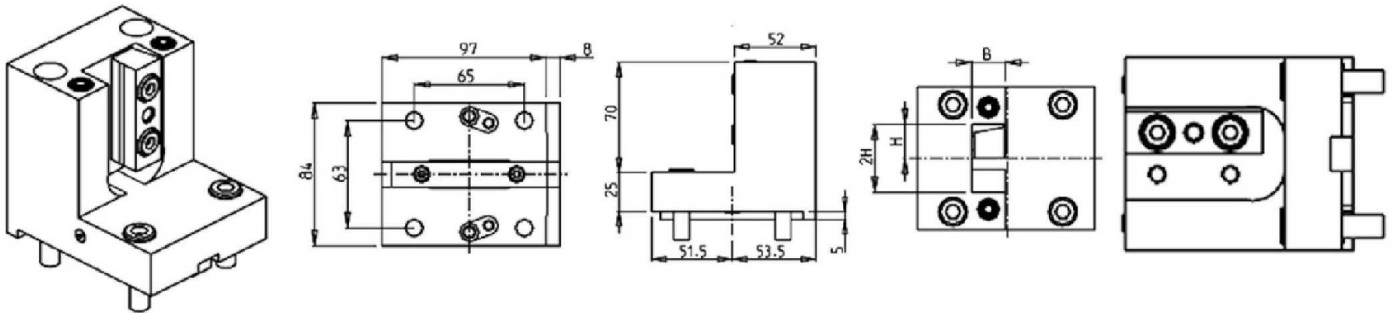


PartNumber	Description	# of Tools	Cool Thru	Ext Cool	Dimension	B	H
0421905	Radial Double Side Twin Static 3/4"	4		X	Inch	3.9"	3/4"
0422000	Radial Double Side Twin Static 20mm	4		X	mm	99	20
0422010	Radial Double Side Twin Static 20mm Cool Thru*	4	X	X	mm	99	20

B301 / 445 / 470 / 501(Y-S) / 510 / 545 / 550 / 565 / 620 / 650 / 658 / 1200 / 446 / 465 / 735 / 745 / 765 / 835 / B750/1250 16 ST.

STATIC

RADIAL SINGLE STATIC TOOL FOR SUB SPINDLE

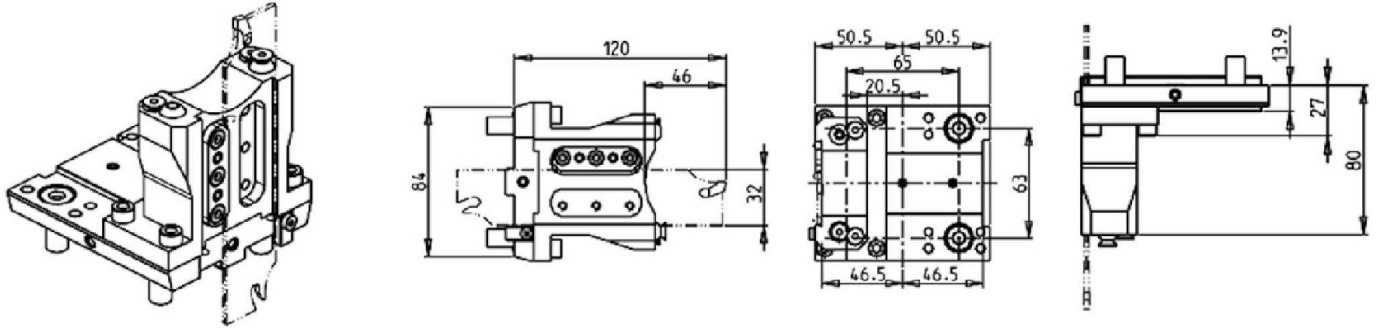


PartNumber	Description	Eurotech Ref	# of Tools	Reversible	Dimension	B	H
0561905	Radial Single Static for Sub Spindle 3/4"	10.88.04.01	1	X	Inch	3/4"	3/4"
0562000	Radial Single Static for Sub Spindle 20mm	10.88.04.00	1	X	mm	20	20

B301 / 445 / 470 / 501(Y-S) / 510 / 545 / 550 / 565 / 620 / 650 / 658 / 1200 / 446 / 465 / 735 / 745 / 765 / 835 / B750/1250 16 ST.

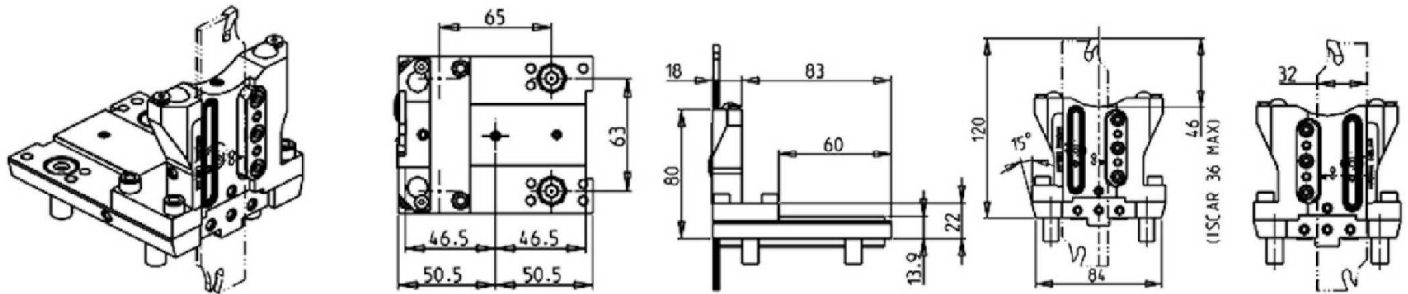
STATIC

RADIAL BLADE HOLDER WITH BLADE KIT



PartNumber	Description	# of Tools	Reversible	Ext Cool
BGL0350132	Radial Blade Holder with Blade Kit	1	X	X
BLADEKIT	Blade Kit: 1 Blade, 10 Inserts			

RADIAL BLADE HOLDER WITH INTERNAL COOLANT-BLADE KIT NOT INCLUDED

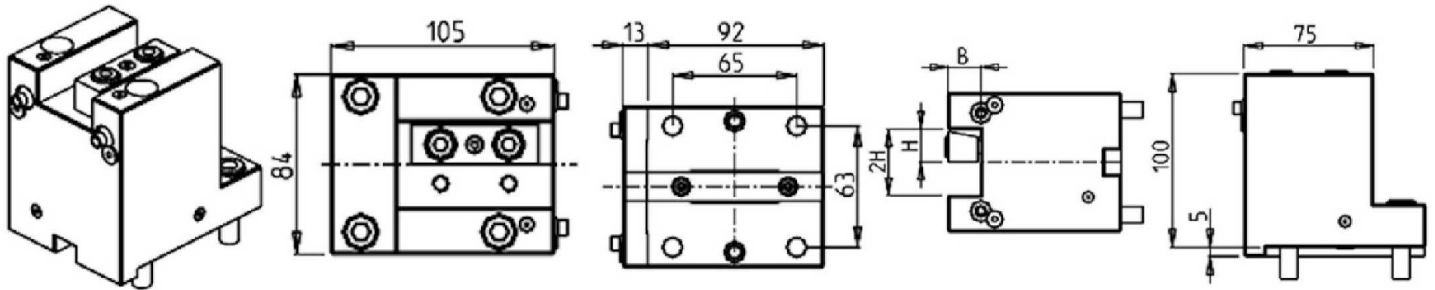


PartNumber	Description	# of Tools	Reversible	Cool Thru	Ext Cool
BGL0390132R	Radial Blade Holder Cool Thru* Right Version	1	X	X	X
BGL0390132L	Radial Blade Holder Cool Thru* Left Version	1	X	X	X
COOL THRU BLADEKIT	Blade Kit: 1 Blade, 10 Inserts				

B301 / 445 / 470 / 501(Y-S) / 510 / 545 / 550 / 565 / 620 / 650 / 658 / 1200 / 446 / 465 / 735 / 745 / 765 / 835 / B750/1250 16 ST.

STATIC

AXIAL SINGLE STATIC TOOL

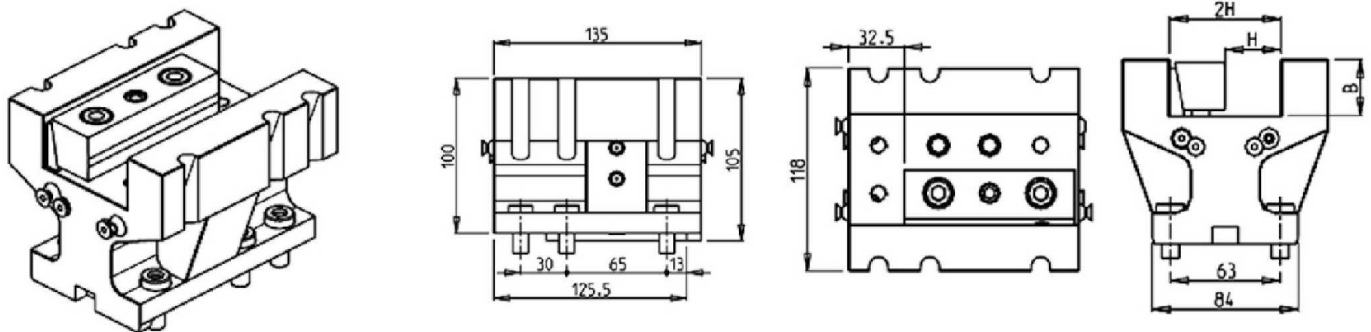


PartNumber	Description	Eurotech Ref	# of Tools	Reversible	Dimension	B	H
0571905	Axial Single Static 3/4"	10.88.01.00	1	X	Inch	3/4"	3/4"
0572000	Axial Single Static 20mm	41.03.19.00	1	X	mm	20	20

B658 / 1200 - B750 / 1250 16 ST.

STATIC

AXIAL SINGLE STATIC TOOL

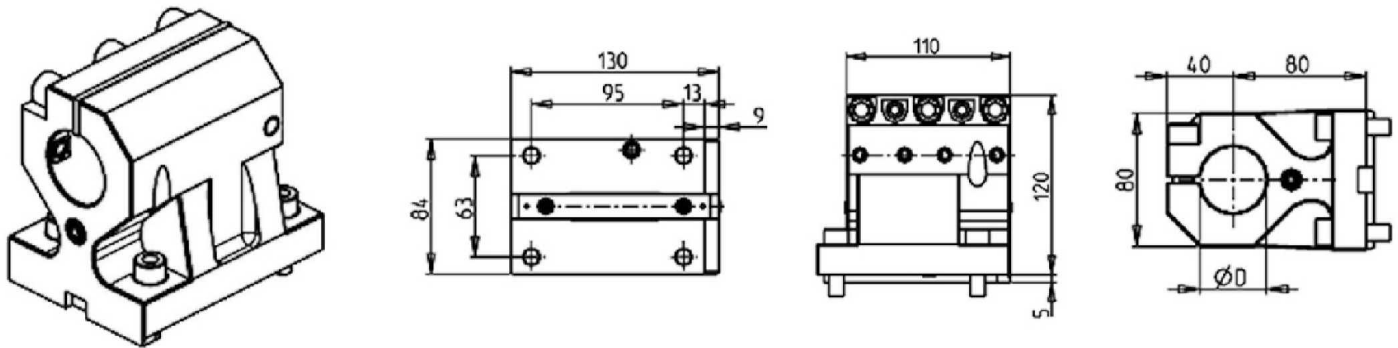


PartNumber	Description	# of Tools	Dimension	B	H
BGL0043210	Axial Single Static 32mm	1	mm	32	32

B650 / 658 / 1200 - B750 / 1250 16 ST.

STATIC

AXIAL SINGLE BORING BAR HOLDER H=80mm

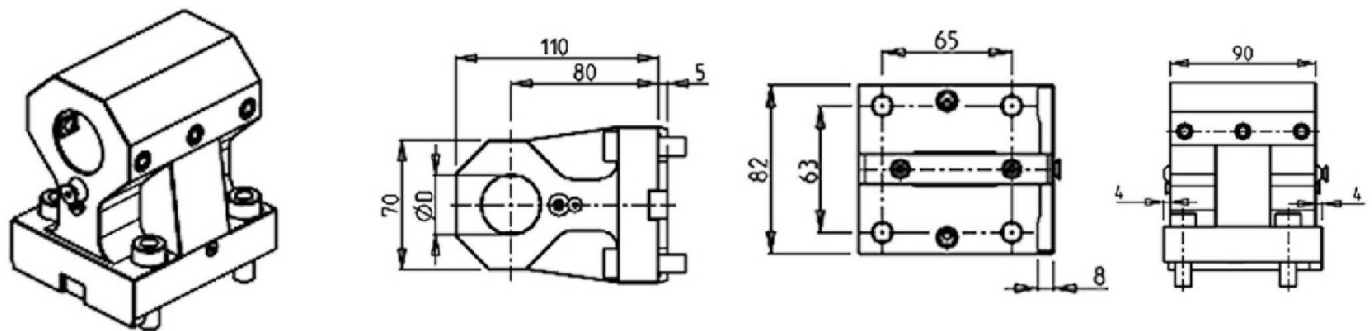


PartNumber	Description	Eurotech Ref	# of Tools	Cool Thru	Ext Cool	Dimension	D
0523810_1	Axial Single Boring Bar Holder 1-1/2"		1	X	X	Inch	1 1/2"
0525080	Axial Single Boring Bar Holder 2"		1	X	X	Inch	2"
0524000_1	Axial Single Boring Bar Holder 40mm		1	X	X	mm	40
0525000	Axial Single Boring Bar Holder 50mm	D50.10.57.75.00	1	X	X	mm	50
0526000	Axial Single Boring Bar Holder 60mm		1	X	X	mm	60
KIT1003011	1-1/2" Plug to Make BBH Cool Thru*						
KIT1003009	2" or 50mm Plug to Make BBH Cool Thru*						
KIT1003008	40mm Plug to Make BBH Cool Thru*						
KIT1003012	60mm Plug to Make BBH Cool Thru*						

B301 / 445 / 470 / 501(Y-S) / 510 / 620 / 650 / 658 / 1200 - B750/1250 16 ST.

STATIC

AXIAL SINGLE BORING BAR HOLDER H=80mm

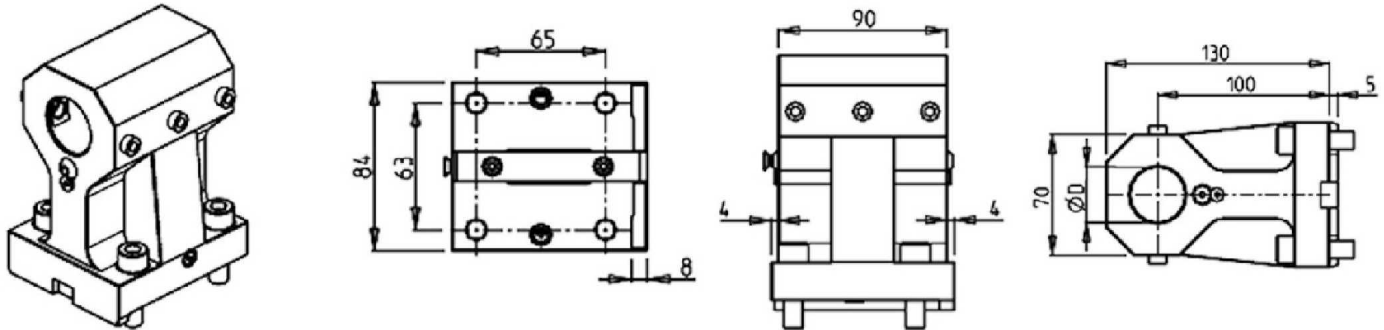


PartNumber	Description	Eurotech Ref	# of Tools	Reversible	Cool Thru	Ext Cool	Dimensions	D
0523175	Axial Single Boring Bar Holder 1-1/4"	10.57.84.00	1	X	X	X	Inch	1 1/4"
0523810	Axial Single Boring Bar Holder 1-1/2"		1	X	X	X	Inch	1 1/2"
0523200	Axial Single Boring Bar Holder 32mm	10.57.75.00	1	X	X	X	mm	32
0524000	Axial Single Boring Bar Holder 40mm	D40.10.57.75.00	1	X	X	X	mm	40
KIT1000010	1-1/4" Plug to Make BBH Cool Thru*							
KIT1000011	1-1/2" Plug to Make BBH Cool Thru*							
KIT1000007	32mm Plug to Make BBH Cool Thru*							
KIT1000008	40mm Plug to Make BBH Cool Thru*							

B301 / 445 / 470 / 501(Y-S) / 510 / 545 / 550 / 565 / 650 / 658 / 1200 / 446 / 465 / 735 / 745 / 765 / 835 / B750/1250 16 ST.

STATIC

AXIAL SINGLE BORING BAR HOLDER H=100mm

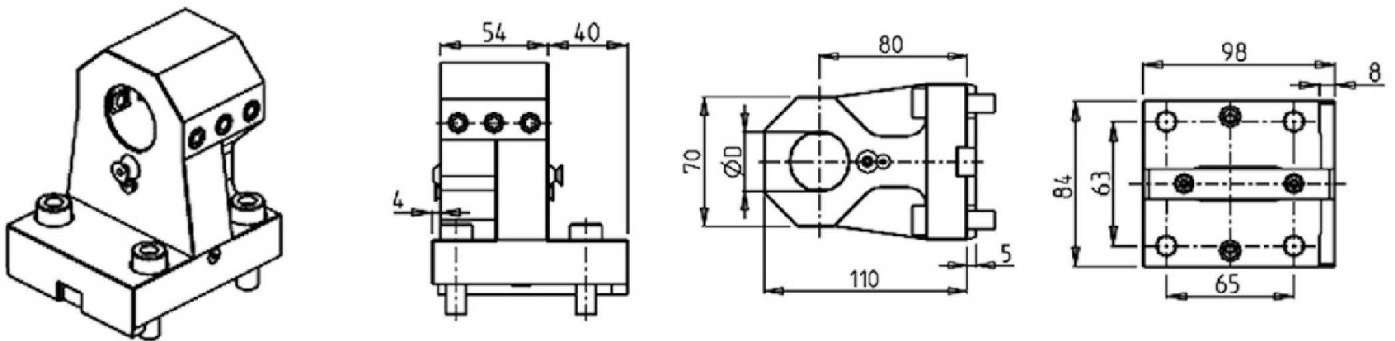


PartNumber	Description	Eurotech Ref	# of Tools	Reversible	Cool Thru	Ext Cool	Dimensions	D
0523175L	Axial Single Boring Bar Holder 1-1/4"		1	X	X	X	Inch	1 1/4"
0523810L	Axial Single Boring Bar Holder 1-1/2"		1	X	X	X	Inch	1 1/2"
0523200L	Axial Single Boring Bar Holder 32mm	10.88.27.00	1	X	X	X	mm	32
0524000L	Axial Single Boring Bar Holder 40mm		1	X	X	X	mm	40
KIT1000010	1-1/4" Plug to Make BBH Cool Thru*							
KIT1000011	1-1/2" Plug to Make BBH Cool Thru*							
KIT1000007	32mm Plug to Make BBH Cool Thru*							
KIT1000008	40mm Plug to Make BBH Cool Thru*							

B301 / 445 / 470 / 501(Y-S) / 510 / 545 / 550 / 565 / 620 / 650 / 658 / 735 / 835 / 1200 - B750/1250 16 ST.

STATIC

AXIAL REAR SET BORING BAR HOLDER H=80mm

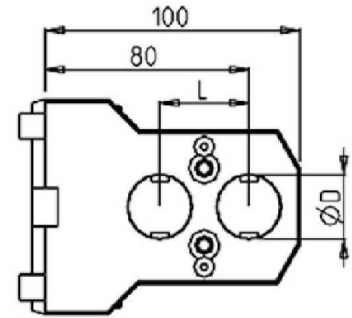
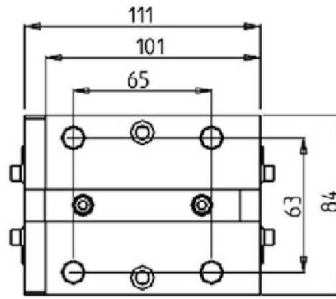
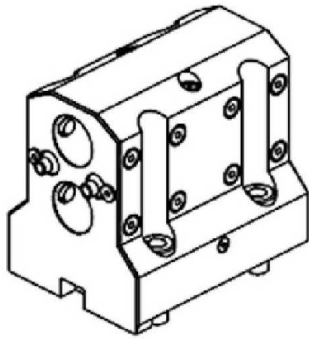


PartNumber	Description	Eurotech Ref	# of Tools	Reversible	Cool Thru	Ext Cool	Dimension	D
0523175_55	Axial Rear Set Boring Bar Holder 1-1/4"	10.57.96.00	1	X	X	X	Inch	1 1/4"
0523810_55	Axial Rear Set Boring Bar Holder 1-1/2"		1	X	X	X	Inch	1 1/2"
0523200_55	Axial Rear Set Boring Bar Holder 32mm	10.57.74.00	1	X	X	X	mm	32
0524000_55	Axial Rear Set Boring Bar Holder 40mm		1	X	X	X	mm	40
KIT1000010	1-1/4" Plug to Make BBH Cool Thru*							
KIT1000011	1-1/2" Plug to Make BBH Cool Thru*							
KIT1000007	32mm Plug to Make BBH Cool Thru*							
KIT1000008	40mm Plug to Make BBH Cool Thru*							

B750/1250 16 ST.

STATIC

AXIAL 2+2 POSITION BORING BAR HOLDER

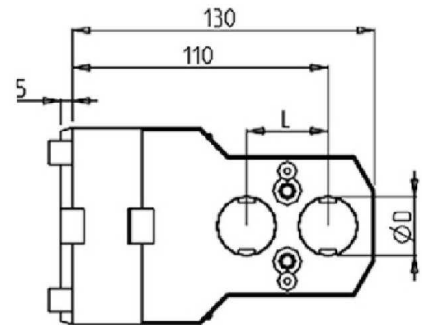
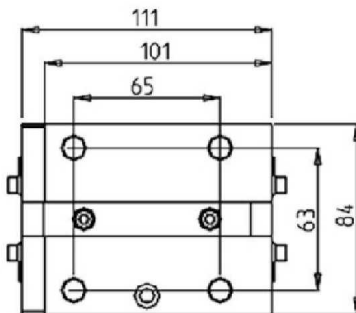
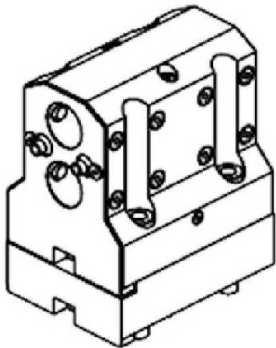


PartNumber	Description	Eurotech Ref	# of Tools	Reversible	Ext Cool	Dimension	D	L
0511905	Axial 2+2 Boring Bar Holder 1"	41.03.29.00	2+2	X	X	Inch	1"	1 1/2"
0512000	Axial 2+2 Boring Bar Holder 25mm		2+2	X	X	mm	25	35

B301 / 445 / 470 / 620 / 650 / 658 / 1200 - B750/1250 16 ST.

STATIC

AXIAL 2+2 POSITION BORING BAR HOLDER

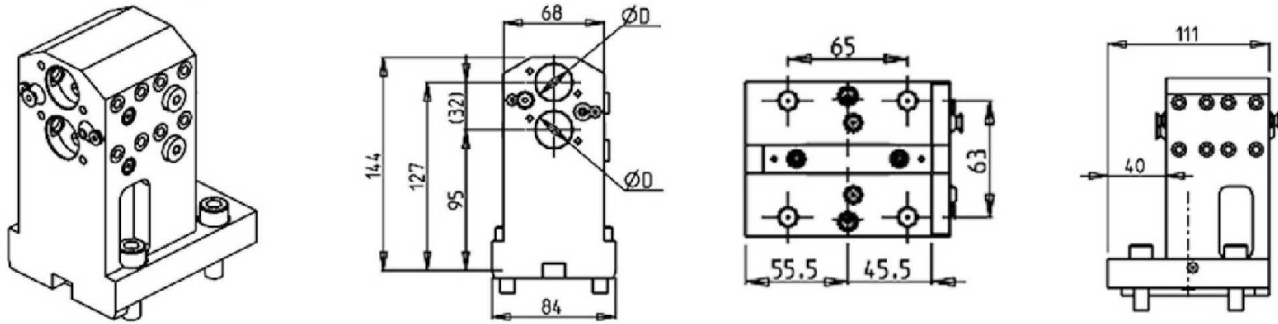


PartNumber	Description	# of Tools	Reversible	Ext Cool	Dimension	D	L
0511915	Axial 2+2 Boring Bar Holder 1"	2+2	X	X	Inch	1"	1 1/2"
0512010	Axial 2+2 Boring Bar Holder 25mm	2+2	X	X	mm	25	35

B545 / 565 / 446 / 465 / 745 / 765 - B750/1250 16 ST.

STATIC

AXIAL 2+2 POSITION BORING BAR HOLDER

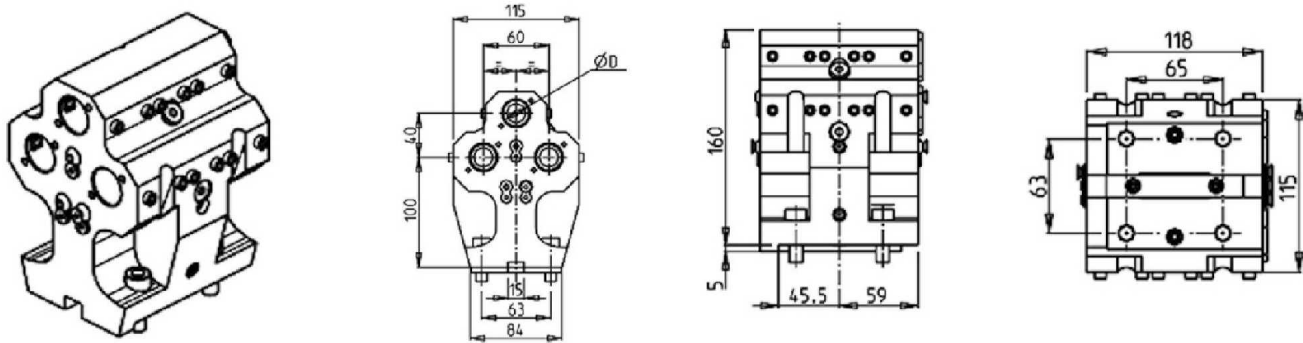


PartNumber	Description	Reversible	Cool Thru	Ext Cool	Dimension	D
BGL0532540	Axial 2+2 Boring Bar Holder 1"	X	X	X	Inch	1"
BGL0532500	Axial 2+2 Boring Bar Holder 25mm	X	X	X	mm	25
KIT1000006	1" or 25mm Plug to Make BBH Cool Thru*					

B445 / 470 / 545 / 550 / 565 / 650 / 658 / 1200 / 446 / 465 / 745 / 765 - B750/1250 16 ST.

STATIC

AXIAL 3+3 POSITION BORING BAR HOLDER

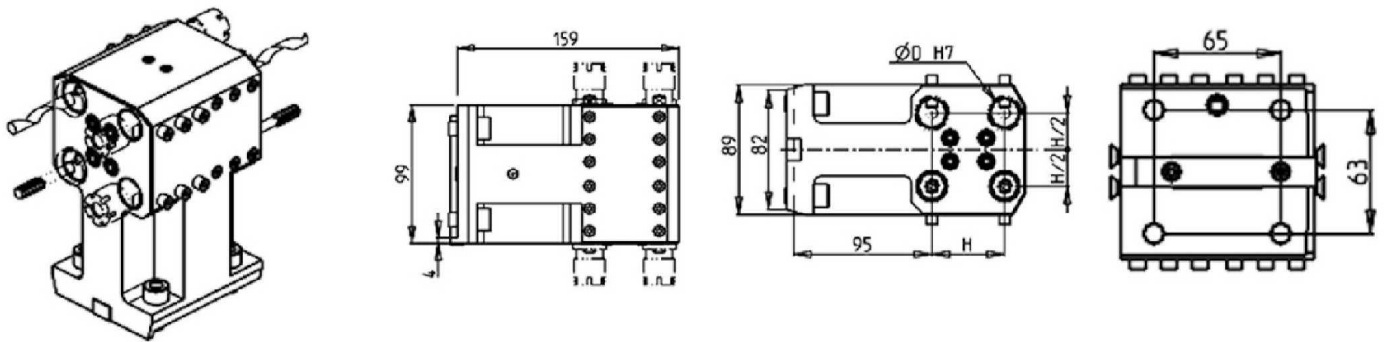


PartNumber	Description	# of Tools	Reversible	Cool Thru	Ext Cool	Dimension	D
BGL0312540	Axial 3+3 Boring Bar Holder 1"	3+3	X	X	X	Inch	1"
BGL0312500	Axial 3+3 Boring Bar Holder 25mm	3+3	X	X	X	mm	25
KIT1000006	1" or 25mm Plug to Make BBH Cool Thru*						

B445 / 470 / 545 / 550 / 565 / 620 / 650 / 658 / 1200 / 446 / 465 / 735 / 745 / 765 / 835 / B750/1250 16 ST.

STATIC

AXIAL 4+4 POSITION BORING BAR HOLDER

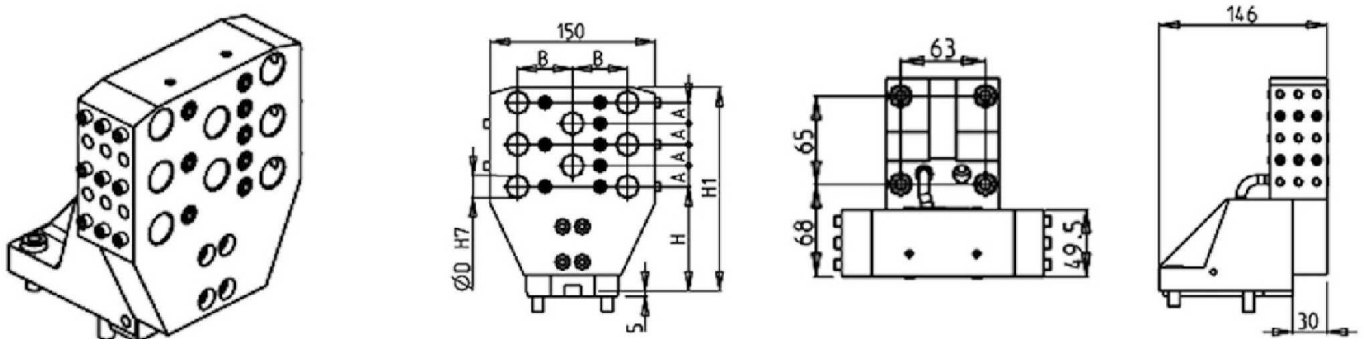


PartNumber	Description	# of Tools	Ext Cool	Dimension	D	H
0591905	Axial 4+4 Boring Bar Holder 3/4"	4+4	X	Inch	3/4"	2"
0592000	Axial 4+4 Boring Bar Holder 20mm	4+4	X	mm	20	50

B301 / 445 / 470 / 501(Y-S) / 510 / 545 / 550 / 565 / 650 / 658 / 1200 / 446 / 465 / 735 / 745 / 765 / 835 / B750/1250 16 ST.

STATIC

AXIAL 8 POSITION BORING BAR HOLDER

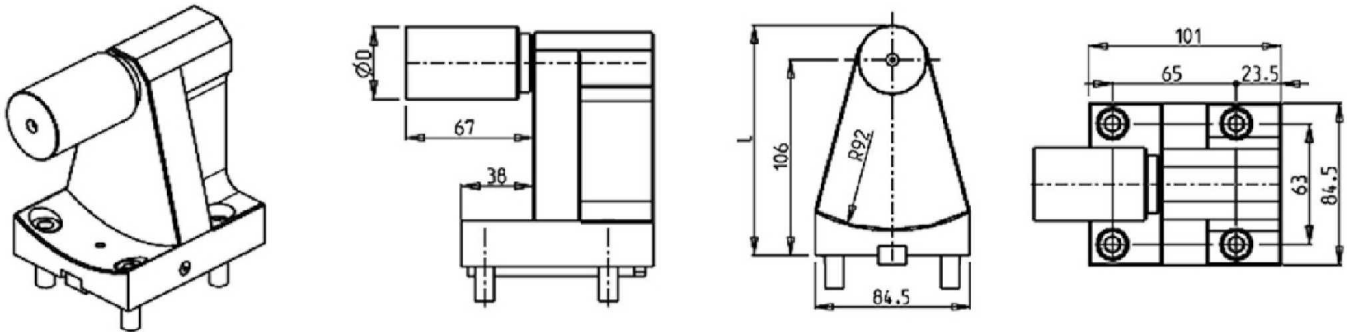


PartNumber	Description	# of Tools	Reversible	Dimension	D	H	H1	A	B
0441905	Axial 8 Position Boring Bar Holder 3/4"	8	X	Inch	3/4"	3.7"	184	3/4"	2"
0581905	Axial 8 Position Boring Bar Holder 3/4"	8	X	Inch	3/4"	4.05"	193	3/4"	2"
0581915	Axial 8 Position Boring Bar Holder 3/4"	8	X	Inch	3/4"	4.88"	214	3/4"	2"
0442000	Axial 8 Position Boring Bar Holder 20mm	8	X	mm	20	94	184	19	50
0582000	Axial 8 Position Boring Bar Holder 20mm	8	X	mm	20	103	193	19	50
0582010	Axial 8 Position Boring Bar Holder 20mm	8	X	mm	20	124	214	19	50

B301 / 445 / 470 / 501(Y-S) / 510 / 545 / 550 / 565 / 650 / 658 / 735 / 835 / 1200 - B750/1250 16 ST.

STATIC

TAILSTOCK FOR SUBSPINDLE

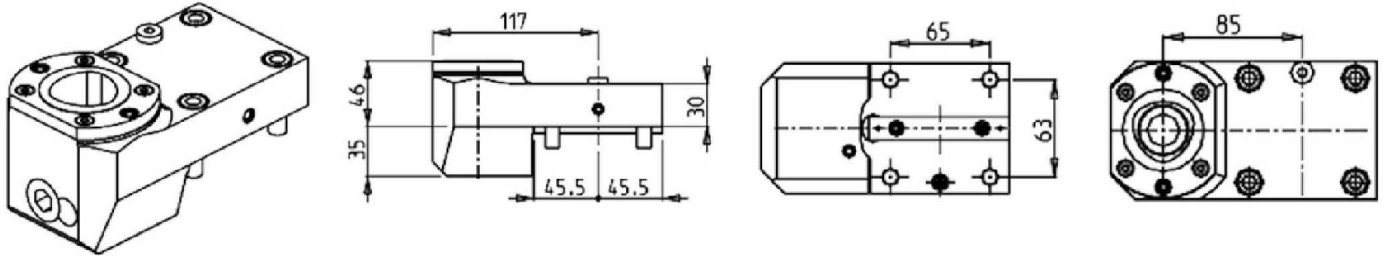


PartNumber	Description	# of Tools	D	L
0800100L	Tailstock for Subspindle 2"	1	2"	131.4
0800100	Tailstock for Subspindle 38mm	1	38	125
080003	Removable Tailstock Center (Head)			

B301 / 445 / 470 / 501(Y-S) / 510 / 545 / 550 / 565 / 620 / 650 / 658 / 1200 / 446 / 465 / 735 / 745 / 765 / 835 / B750/1250 16 ST.

CAPTO STATIC

RADIAL SINGLE REAR-SET STATIC TOOL CAPTO C5

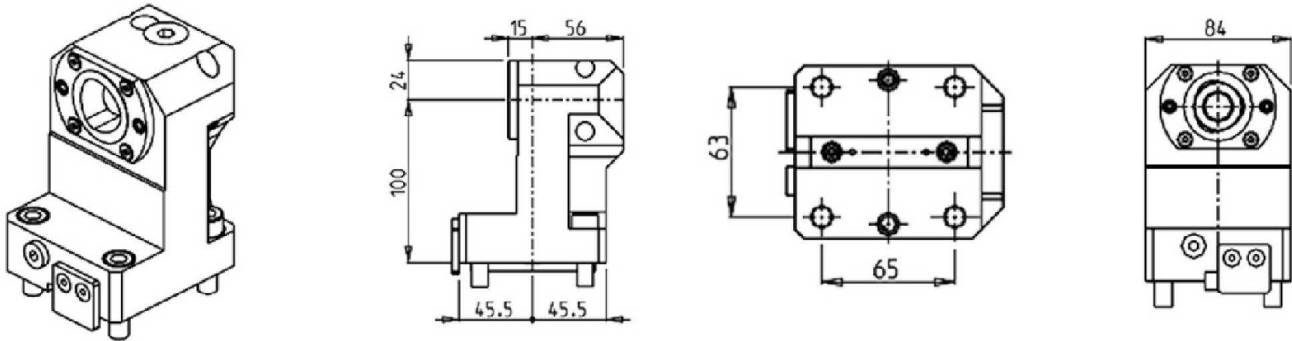


PartNumber	Description	# of Tools	Cool Thru	Ext Cool	Size
BGL0675010	Radial Single Rear Set Static Capto C5 Right Hand	1	X	X	C5
BGL0675010LC	Radial Single Rear Set Static Capto C5 Left Hand	1	X	X	C5

B301 / 445 / 470 / 501(Y-S) / 510 / 545 / 550 / 565 / 620 / 650 / 658 / 1200 / 446 / 465 / 735 / 745 / 765 / 835 / B750/1250 16 ST.

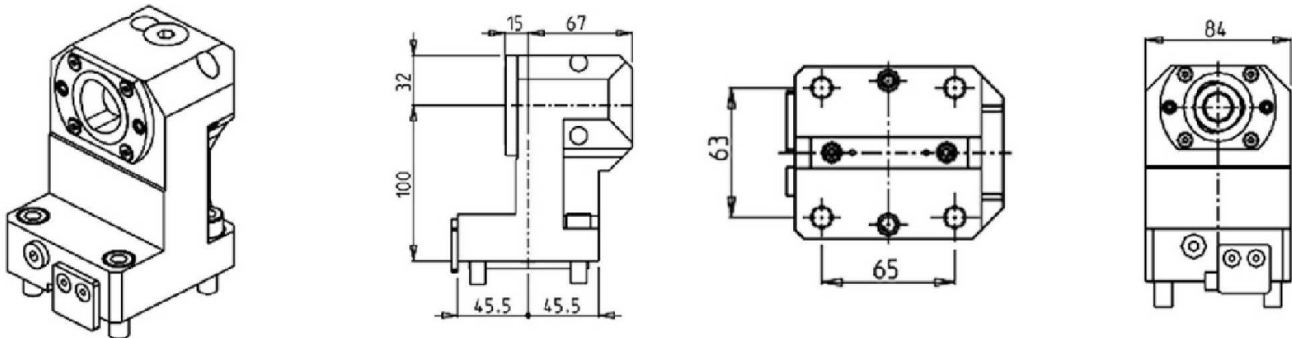
CAPTO STATIC

AXIAL REAR-SET SINGLE STATIC TOOL CAPTO C4



PartNumber	Description	# of Tools	Cool Thru	Ext Cool	Reversible	Size
BGL0684010	Axial Rear Set Single Static Capto C4 Right Hand	1	X	X	X	C4
BGL0684010LC	Axial Rear Set Single Static Capto C4 Left Hand	1	X	X	X	C4

AXIAL REAR-SET SINGLE STATIC TOOL CAPTO C5

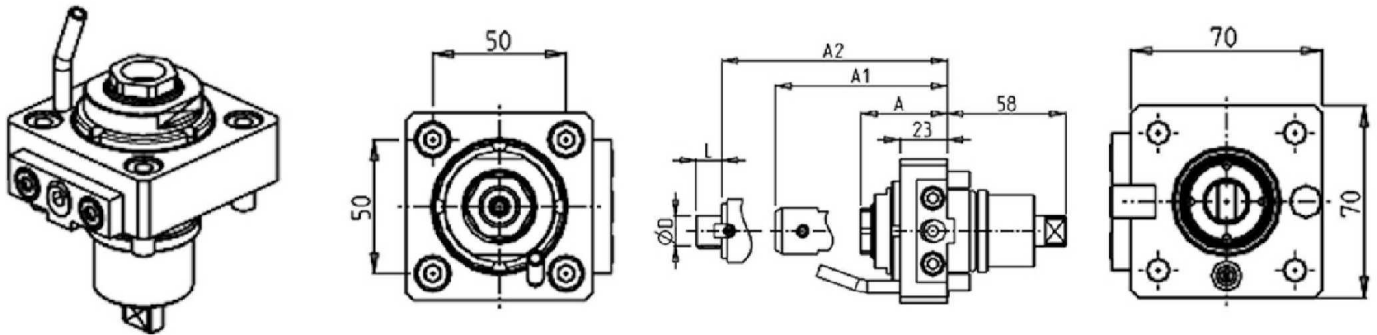


PartNumber	Description	# of Tools	Cool Thru	Ext Cool	Reversible	Size
BGL0685010	Axial Rear-Set Single Static Capto C5 Right Hand	1	X	X	X	C5
BGL0685010LC	Axial Rear-Set Single Static Capto C5 Left Hand	1	X	X	X	C5

B436 / 438 - BMX 45Y2

DRIVEN

RADIAL DRIVEN TOOL

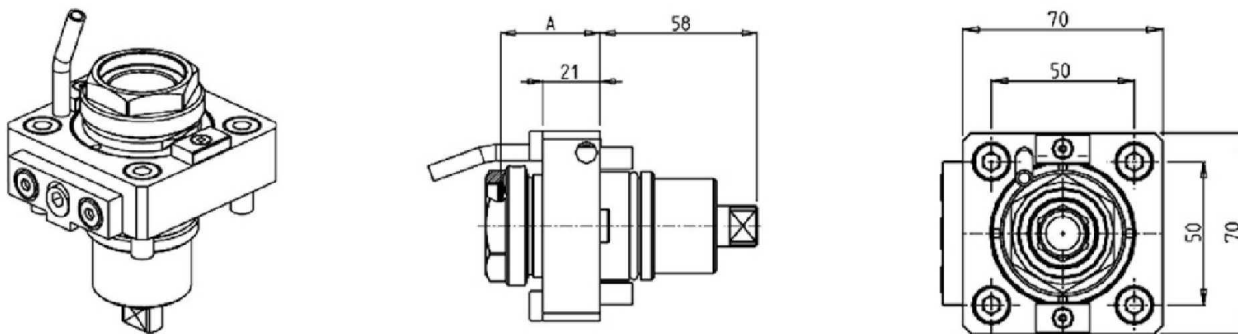


PartNumber	Description	Spindle	I	RPM	Cool Thru	Ext Cool	A	A1	A2	D	L
BGL1020316	Radial ER16	ER16	1:1	6000		X	66				
BGL1020416	Radial ER16 Cool Thru*	ER16	1:1	6000	X	X	66				
BGL1020320	Radial ER20	ER20	1:1	6000		X	58.2				
BGL1020420	Radial ER20 Cool Thru*	ER20	1:1	6000	X	X	65.7				
BGL1020325	Radial ER25	ER25	1:1	6000		X	59.2				
BGL1020120	Radial ERA20	ERA 20	1:1	6000		X	42.2				
BGL1020220	Radial ERA20 Cool Thru*	ERA 20	1:1	6000	X	X	49.7				
BGL1020716	Radial Mill Head 16x17mm	16x17	1:1	6000		X			38.5	16	17
BGL1020512	Radial Weldon 12	Weldon 12	1:1	6000		X		42.5			

*Coolant Thru tools are designed for 400 psi MAX.
They require 5 Micron Filtration and **CANNOT** be run dry.

QUICK CHANGE RADIAL MTSK DRIVEN TOOL

See Accessories for MTSK Clamping Units



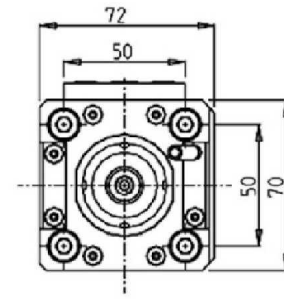
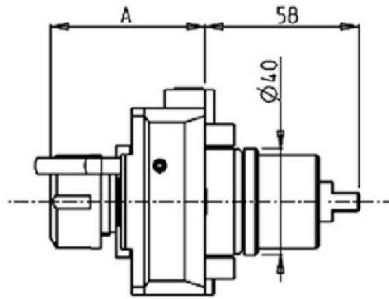
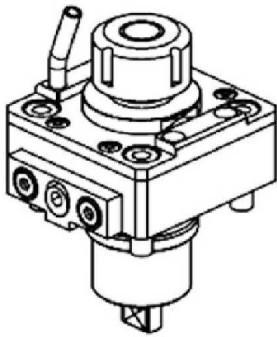
PartNumber	Description	Spindle	I	RPM	Cool Thru	Ext Cool	A
BGL1230132	Radial MTSK-32 Driven Tool	MTSK-32	1:1	6000		X	36.7
BGL1230232	Radial MTSK-32 Driven Tool Cool Thru*	MTSK-32	1:1	6000	X	X	44.7

*Coolant Thru tools are designed for 400 psi MAX.
They require 5 Micron Filtration and **CANNOT** be run dry.

B436 / 438 - BMX 45Y2

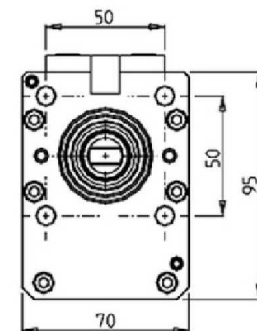
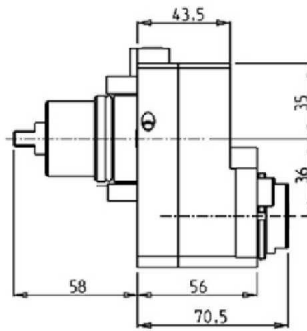
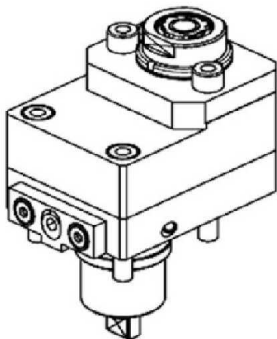
DRIVEN

RADIAL REINFORCED DRIVEN TOOL



PartNumber	Description	Spindle	I	RPM	Ext Cool	A
BGL1190320	Radial Reinforced ER20 Driven Tool	ER20	1:1	6000	X	58.2
BGL1190325	Radial Reinforced ER25 Driven Tool	ER25	1:1	6000	X	59.2

RADIAL DRIVEN TOOL RE-DIRECTED IN Z BY 36mm



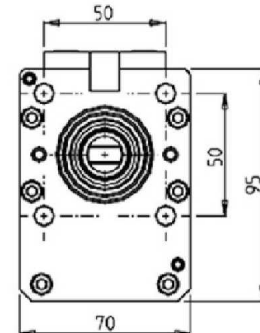
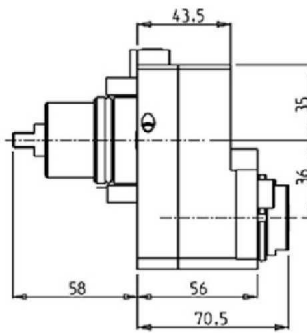
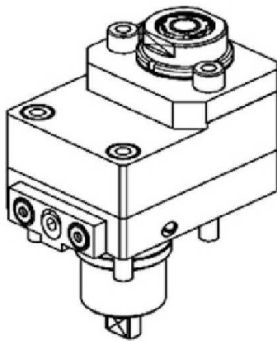
PartNumber	Description	Spindle	I	RPM	Reversible	Cool Thru	Ext Cool
BGL1130316	Radial ERA16 Redirected in Z by 36mm	ERA16	1:1	6000	X		X
BGL1130416	Radial ERA16 Redirected in Z by 36mm Cool Thru*	ERA16	1:1	6000	X	X	X

* Coolant Thru tools are designed for 1000 psi.
They require 5 Micron Filtration and **CANNOT** be run dry.

B436 / 438 - BMX 45Y2

DRIVEN

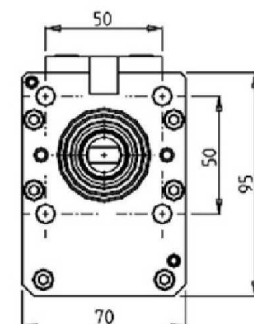
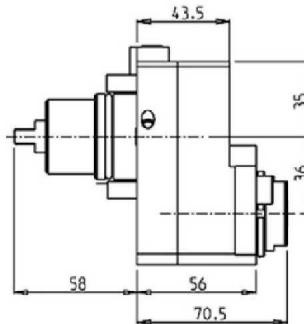
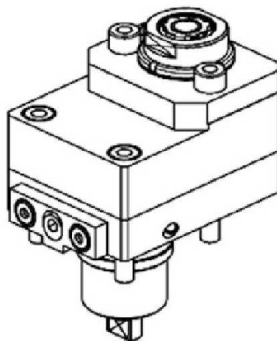
RADIAL GEARED-UP 1:2 DRIVEN TOOL RE-DIRECTED IN Z BY 36mm



PartNumber	Description	Spindle	I	RPM	Reversible	Cool Thru	Ext Cool
BGL1131316	Radial Geared-Up 1:2 ERA16	ERA16	1:2	12000	X		X
BGL1131416	Radial Geared-Up 1:2 ERA16 Cool Thru*	ERA16	1:2	12000	X	X	X

* Coolant Thru tools are designed for 1000 psi.
They require 5 Micron Filtration and **CANNOT** be run dry.

RADIAL GEARED-UP 1:3 DRIVEN TOOL RE-DIRECTED IN Z BY 36mm



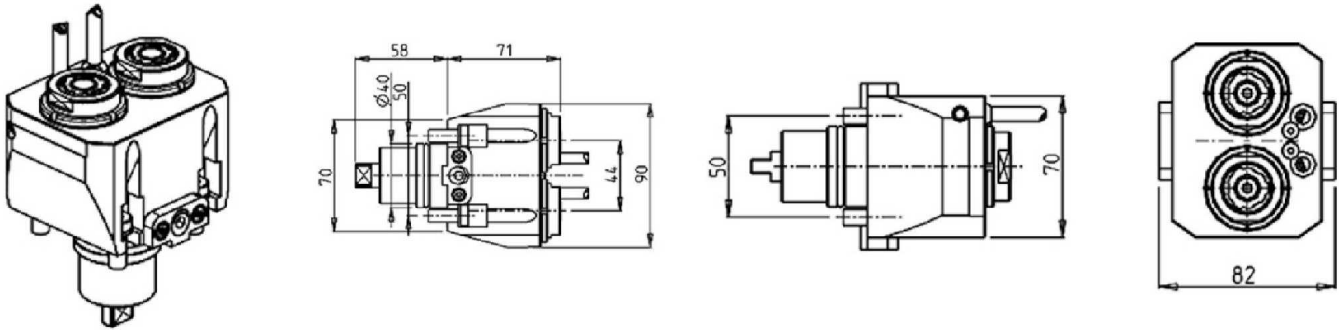
PartNumber	Description	Spindle	I	RPM	Reversible	Cool Thru	Ext Cool
BGL1132316	Radial Geared-Up 1:3 ERA16	ERA16	1:3	18000	X		X
BGL1132416	Radial Geared-Up 1:3 ERA16 Cool Thru*	ERA16	1:3	18000	X	X	X

* Coolant Thru tools are designed for 1000 psi.
They require 5 Micron Filtration and **CANNOT** be run dry.

B436 / 438 - BMX 45Y2

DRIVEN

RADIAL SINGLE SIDE TWIN HEAD DRIVEN TOOL IN Y



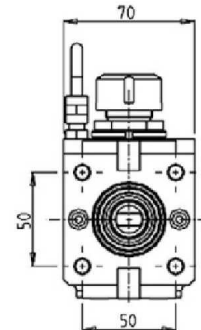
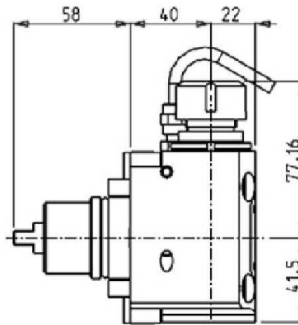
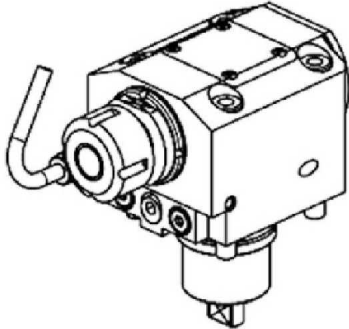
PartNumber	Description	Spindle	I	RPM	Ext Cool
BGL1050216	Radial Single Side Twin Head Driven Tool in Y ERA16	ERA16	1:1	6000	X

B436 / 438 - BMX 45Y2

DRIVEN

AXIAL DRIVEN TOOL H=40mm

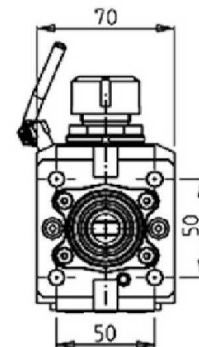
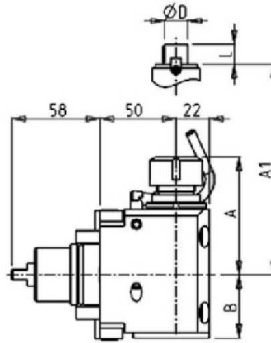
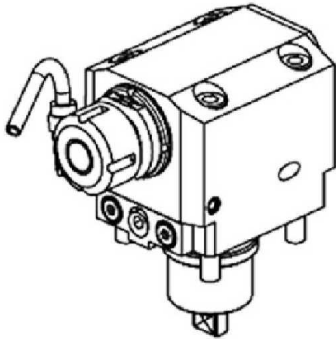
These tools will NOT fit BMX 45Y2 machines



PartNumber	Description	Spindle	I	RPM	Reversible	Ext Cool
BGL1180120	Axial Driven Tool ER20	ER20	1:1	6000	X	X

AXIAL DRIVEN TOOL H=50mm

These tools will NOT fit BMX 45Y2 machines



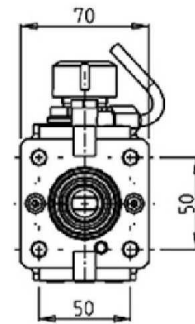
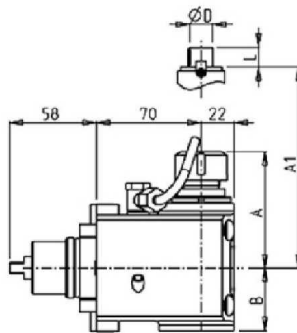
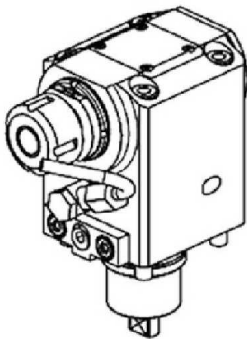
PartNumber	Description	Spindle	I	RPM	Reversible	Cool Thru	Ext Cool	A	A1	B	D	L
BGL1170120	Axial Driven Tool ER20	ER20	1:1	6000	X		X	77.16		41.5		
BGL1170220	Axial Driven Tool ER20 Cool Thru*	ER20	1:1	6000	X	X	X	77.16		51.5		
BGL1170516	Axial Mill Head 16x17mm	16x17	1:1	6000	X		X		57	41.5	16	17

* Coolant Thru tools are designed for 1000 psi.
They require 5 Micron Filtration and **CANNOT** be run dry.

B436 / 438 - BMX 45Y2

DRIVEN

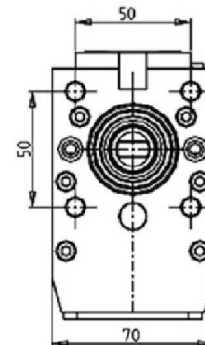
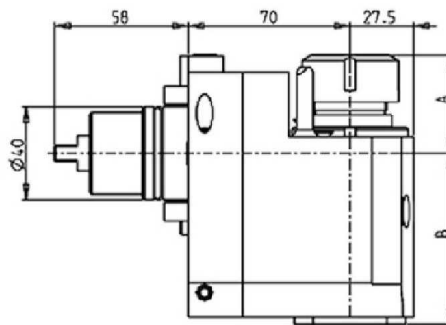
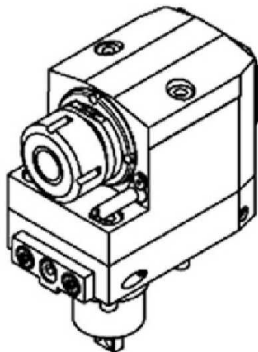
AXIAL DRIVEN TOOL H=70mm



PartNumber	Description	Spindle	I	RPM	Reversible	Cool Thru	Ext Cool	A	A1	B	D	L
BGL1010120	Axial Driven Tool ER20	ER20	1:1	6000	X		X	77.16		41.5		
BGL1010220	Axial Driven Tool ER20 Cool Thru*	ER20	1:1	6000	X	X	X	77.16		51.5		
BGL1010516	Axial Mill Head 16x17mm	16x17	1:1	6000	X		X		57	41.5	16	17

* Coolant Thru tools are designed for 1000 psi.
They require 5 Micron Filtration and **CANNOT** be run dry.

AXIAL REAR-SET DRIVEN TOOL



PartNumber	Description	Spindle	I	RPM	Reversible	Cool Thru	Ext Cool	A	B
BGL1030120	Axial Rear-Set Driven Tool ER20	ER20	1:1	6000	X		X	41.16	73.5
BGL1030220	Axial Rear-Set Driven Tool ER20 Cool Thru*	ER20	1:1	6000	X	X	X	41.16	83.5
BGL1030320	Axial Rear-Set Driven Tool ERA20	ERA20	1:1	6000	X		X	24.5	73.5
BGL1030420	Axial Rear-Set Driven Tool ERA20 Cool Thru*	ERA20	1:1	6000	X	X	X	24.5	83.5
BGL1030125	Axial Rear-Set Driven Tool ER25	ER25	1:1	6000	X		X	42.16	73.5
BGL1030225	Axial Rear-Set Driven Tool ER25 Cool Thru*	ER25	1:1	6000	X	X	X	42.16	83.5
BGL1030325	Axial Rear-Set Driven Tool ERA25	ERA25	1:1	6000	X		X	28.5	73.5
BGL1030425	Axial Rear-Set Driven Tool ERA25 Cool Thru*	ERA25	1:1	6000	X	X	X	28.5	83.5

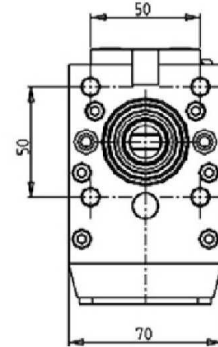
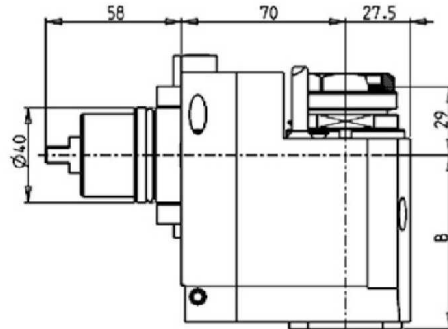
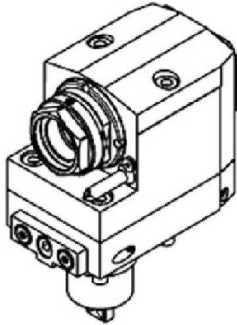
* Coolant Thru tools are designed for 1000 psi.
They require 5 Micron Filtration and **CANNOT** be run dry.

B436 / 438 - BMX 45Y2

DRIVEN

QUICK CHANGE AXIAL MTSK REAR-SET DRIVEN TOOL

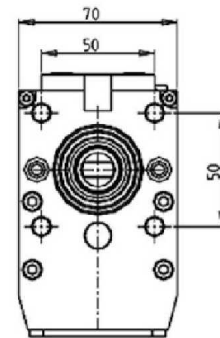
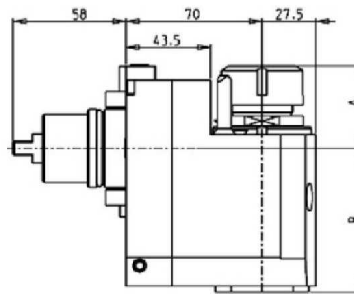
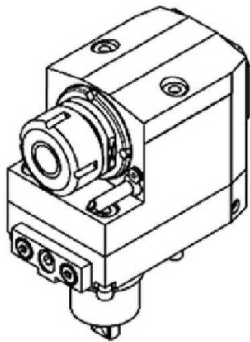
See Accessories for MTSK Clamping Units



PartNumber	Description	Spindle	I	RPM	Reversible	Cool Thru	Ext Cool	B
BGL1240132	Axial MTSK-32 Rear-Set Driven Tool	MTSK-32	1:1	6000	X		X	73.5
BGL1240232	Axial MTSK-32 Rear-Set Driven Tool Cool Thru*	MTSK-32	1:1	6000	X	X	X	83.5

* Coolant Thru tools are designed for 1000 psi.
They require 5 Micron Filtration and **CANNOT** be run dry.

AXIAL GEARED-UP 1:2 REAR-SET DRIVEN TOOL



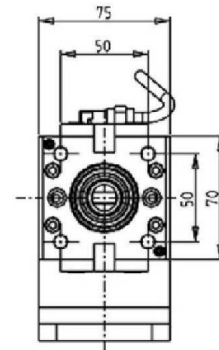
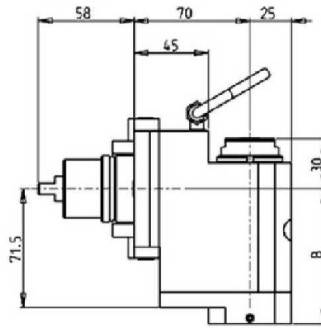
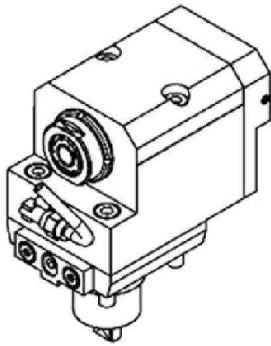
PartNumber	Description	Spindle	I	RPM	Reversible	Cool Thru	Ext Cool	A	B
BGL1090120	Axial Geared-Up 1:2 Rear-Set ER20	ER20	1:2	12000	X		X	41.16	73.5
BGL1090220	Axial Geared-Up 1:2 Rear-Set ER20 Cool Thru*	ER20	1:2	12000	X	X	X	41.16	83.5
BGL1090320	Axial Geared-Up 1:2 Rear-Set ERA20	ERA20	1:2	12000	X		X	24.5	73.5
BGL1090420	Axial Geared-Up 1:2 Rear-Set ERA20 Cool Thru*	ERA20	1:2	12000	X	X	X	24.5	83.5
BGL1090125	Axial Geared-Up 1:2 Rear-Set ER25	ER25	1:2	12000	X		X	42.16	73.5
BGL1090225	Axial Geared-Up 1:2 Rear-Set ER25 Cool Thru*	ER25	1:2	12000	X	X	X	42.16	83.5
BGL1090325	Axial Geared-Up 1:2 Rear-Set ERA25	ERA25	1:2	12000	X		X	28.5	73.5
BGL1090425	Axial Geared-Up 1:2 Rear-Set ERA25 Cool Thru*	ERA25	1:2	12000	X	X	X	28.5	83.5

* Coolant Thru tools are designed for 1000 psi.
They require 5 Micron Filtration and **CANNOT** be run dry.

B436 / 438 - BMX 45Y2

DRIVEN

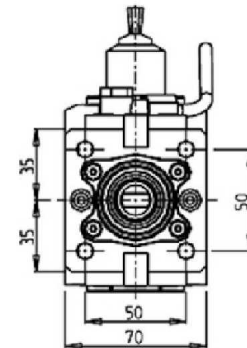
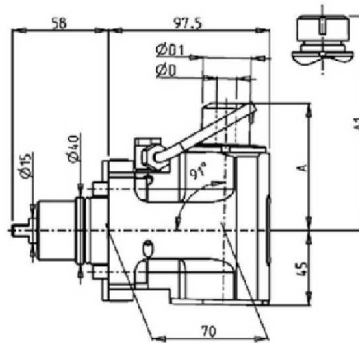
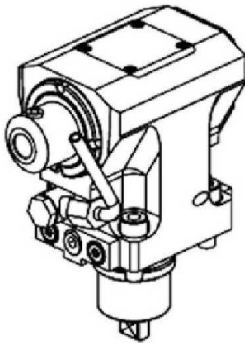
AXIAL GEARED-UP 1:3 REAR-SET DRIVEN TOOL



PartNumber	Description	Spindle	I	RPM	Reversible	Cool Thru	Ext Cool	B
BGL1120316	Axial Geared-Up 1:3 Rear-Set ERA16	ERA16	1:3	18000	X		X	70.5
BGL1120416	Axial Geared-Up 1:3 Rear-Set ERA16 Cool Thru*	ERA16	1:3	18000	X	X	X	83

* Coolant Thru tools are designed for 1000 psi.
They require 5 Micron Filtration and **CANNOT** be run dry.

AXIAL DRIVEN TOOL FOR INTERNAL POLYGON-MAKING H=70mm

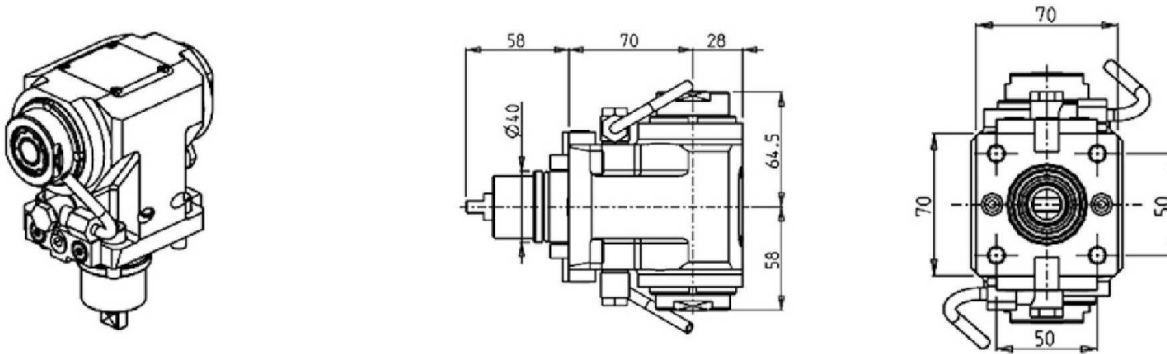


PartNumber	Description	Spindle	I	RPM	Reversible	Ext Cool	A	A1	D	D1
BGL1289125	Axial ER25 for Internal Polygon-Making	ER25	1:1	6000	X	X		82.4		
BGL1289108	Axial Weldon 8 for Internal Polygon-Making	Weldon 8	1:1	6000	X	X	76.5		8	29
BGL1289110	Axial Weldon 10 for Internal Polygon-Making	Weldon 10	1:1	6000	X	X	76.5		10	29
BGL1289112	Axial Weldon 12 for Internal Polygon-Making	Weldon 12	1:1	6000	X	X	76.5		12	29
BGL1289116	Axial Weldon 16 for Internal Polygon-Making	Weldon 16	1:1	6000	X	X	73.5		16	32

B436 / 438 - BMX 45Y2

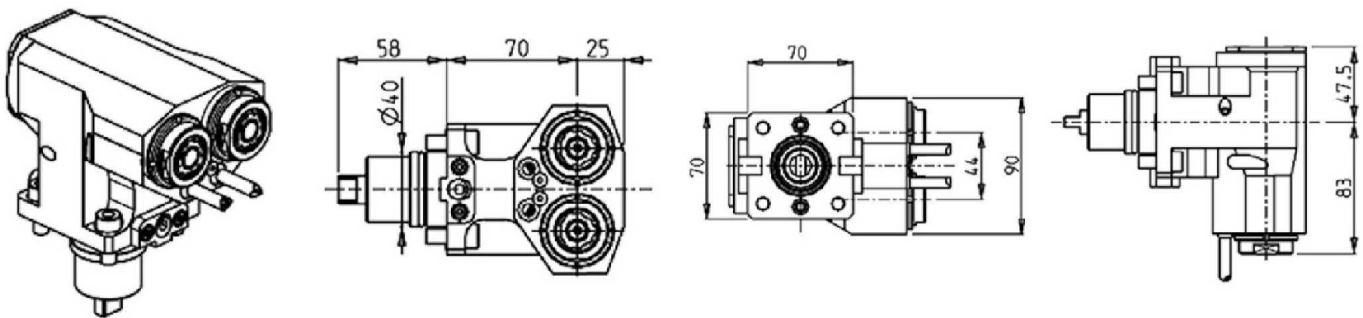
DRIVEN

AXIAL OPPOSITE FACE TWIN DRIVEN TOOL H=70mm



PartNumber	Description	Spindle	I	RPM	Reversible	Ext Cool
BGL1352020	Axial Opposite Face ERA20+ERA20	ERA20+ERA20	1:1	6000	X	X

AXIAL SINGLE SIDE TWIN HEAD DRIVEN TOOL IN Y H=70mm



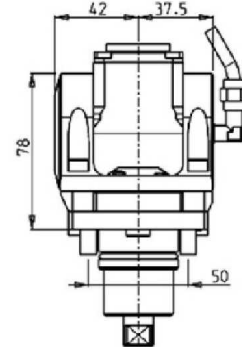
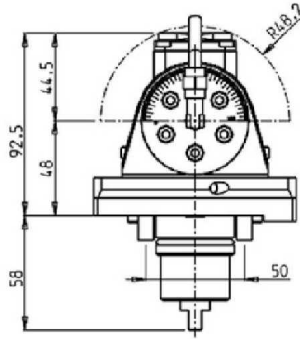
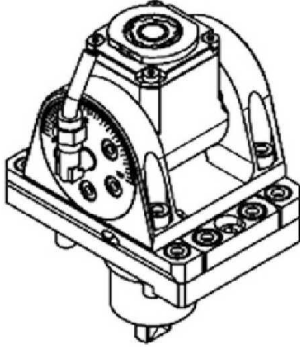
PartNumber	Description	Spindle	I	RPM	Reversible	Ext Cool
BGL1060216	Axial Single Side Twin Head Driven Tool in Y ERA16	ERA16	1:1	6000	X	X

B436 / 438 - BMX 45Y2

DRIVEN

0-180 ADJUSTABLE ANGLE DRIVEN TOOL H=48mm

It is not possible to make machining operations at the center of the part with tool oriented at 0° or at °180



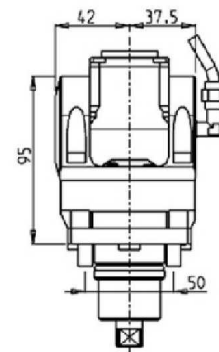
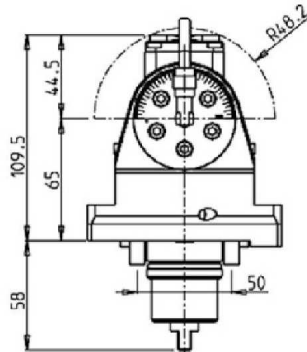
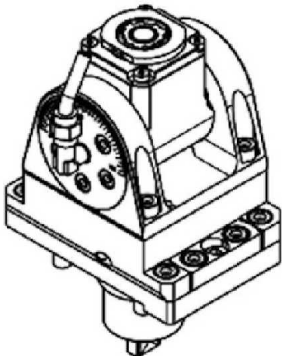
PartNumber	Description	Spindle	I	RPM	Reversible	Cool Thru	Ext Cool
BGL1100120	0-180 Adj. Angle ERA16	ERA16	1:1	6000	X		X
BGL1100220	0-180 Adj. Angle ERA16 Cool Thru*	ERA16	1:1	6000	X	X	X

* Coolant Thru tools are designed for 1000 psi. They require 5 Micron Filtration and **CANNOT** be run dry.

Note :

Wrenches are provided with the purchase of Specialty Toolholders

0-180 ADJUSTABLE ANGLE DRIVEN TOOL H=65mm



PartNumber	Description	Spindle	I	RPM	Reversible	Cool Thru	Ext Cool
BGL1101120	0-180 Adj. Angle ERA16	ERA16	1:1	6000	X		X
BGL1101220	0-180 Adj. Angle ERA16 Cool Thru*	ERA16	1:1	6000	X	X	X

* Coolant Thru tools are designed for 1000 psi. They require 5 Micron Filtration and **CANNOT** be run dry.

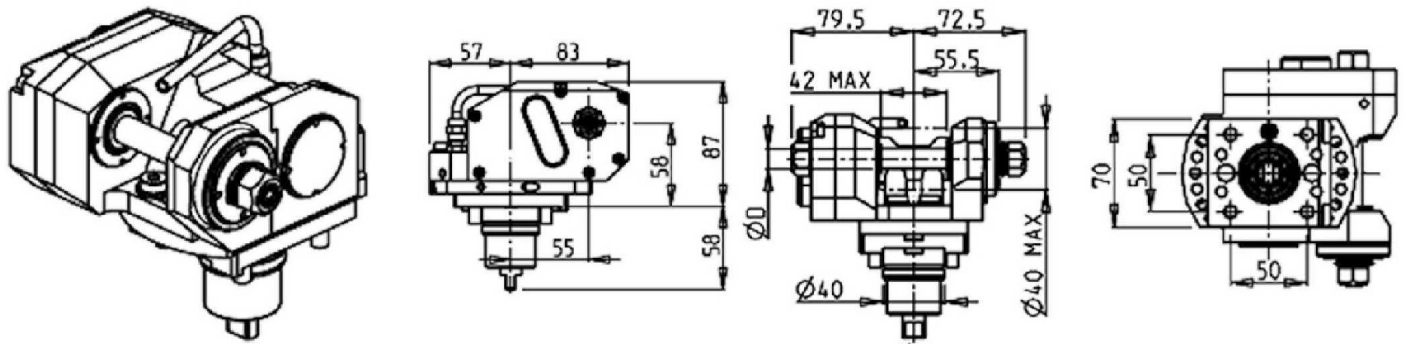
Note :

Wrenches are provided with the purchase of Specialty Toolholders

B436 / 438 - BMX 45Y2

DRIVEN

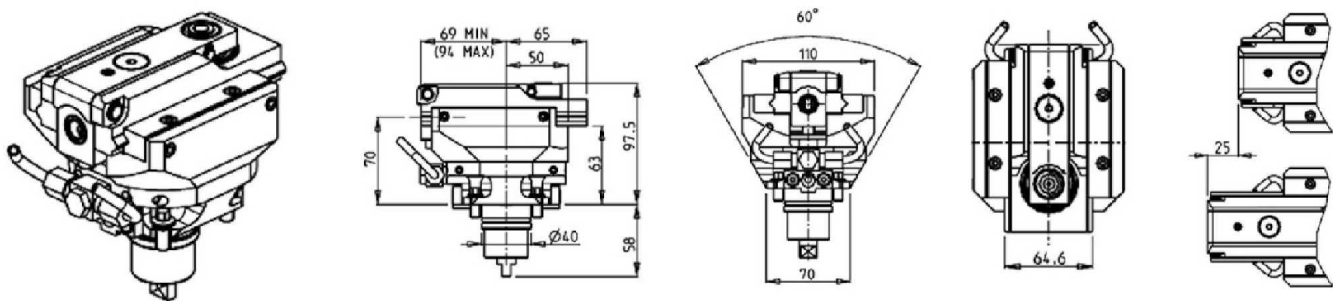
DRIVEN GEAR HOBBER



PartNumber	Description	I	MAX RPM	Ext Cool	D
BGL1081108	Gear Hobber 1:1	1:1	6000	X	8
BGL1081110	Gear Hobber 1:1	1:1	6000	X	10
BGL1081113	Gear Hobber 1:1	1:1	6000	X	13
BGL1081116	Gear Hobber 1:1	1:1	6000	X	16
BGL1081155	Gear Hobber 1:1	1:1	6000	X	1/2"
BGL1082108	Gear Hobber Geared-Down 2:1	2:1	3000	X	8
BGL1082110	Gear Hobber Geared-Down 2:1	2:1	3000	X	10
BGL1082113	Gear Hobber Geared-Down 2:1	2:1	3000	X	13
BGL1082116	Gear Hobber Geared-Down 2:1	2:1	3000	X	16
BGL1082155	Gear Hobber Geared-Down 2:1	2:1	3000	X	1/2"

Note : Wrenches are provided with the purchase of Specialty Toolholders

BROACHING/SLOTING DRIVEN TOOL 25mm STROKE H=70mm

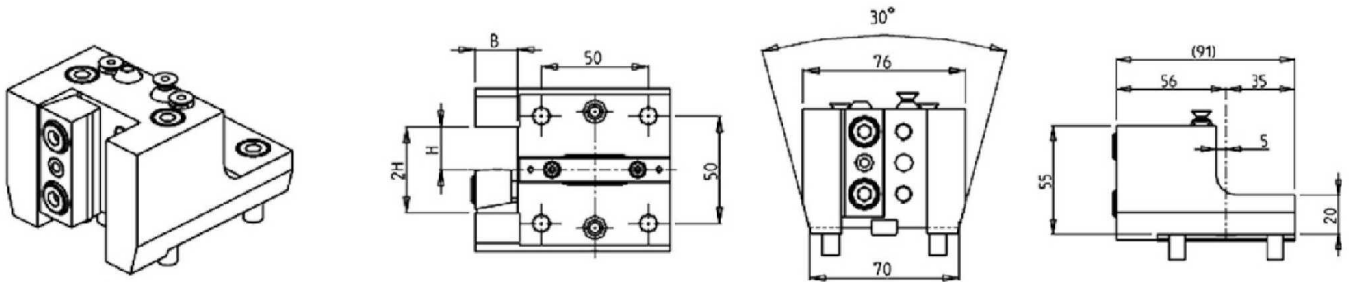


PartNumber	Description	I	MAX RPM	Reversible	Ext Cool
BGL1270200	Broaching/Slotting Tool H=70mm	4:1	2400	X	X

B436 / 438 - BMX 45Y2

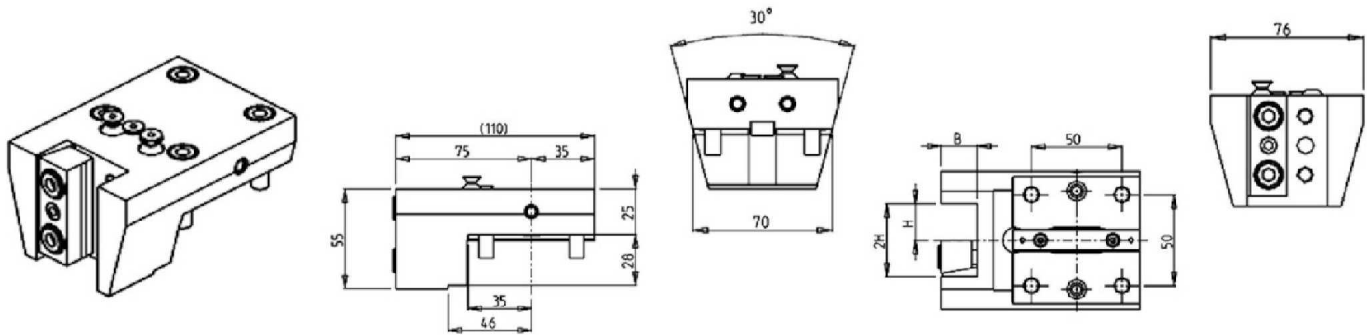
STATIC

RADIAL SINGLE STATIC TOOL



PartNumber	Description	# of Tools	Reversible	Ext Cool	Dimensions	B	H
BGL1402000	Radial Single Static Tool $\varnothing 20\text{mm}$	1	X	X	mm	20	20

RADIAL SINGLE REAR SET STATIC TOOL

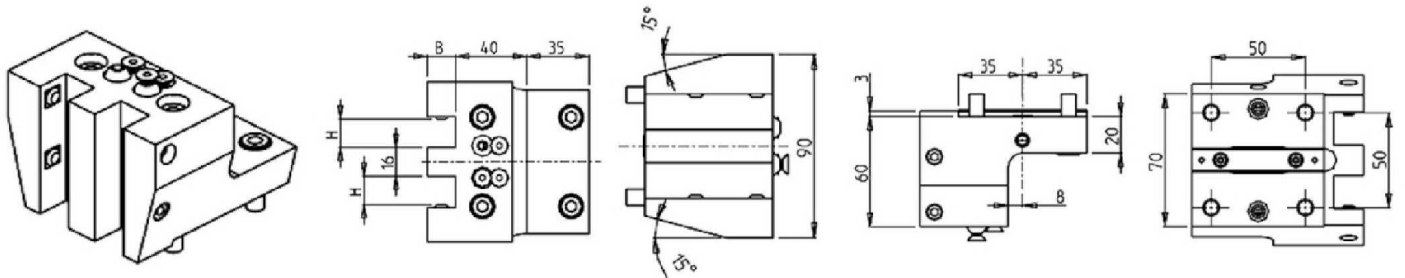


PartNumber	Description	# of Tools	Reversible	Ext Cool	Dimensions	B	H
BGL1412000	Radial Single Rear Set Static Tool $\varnothing 20\text{mm}$	1	X	X	mm	20	20

B436 / 438 - BMX 45Y2

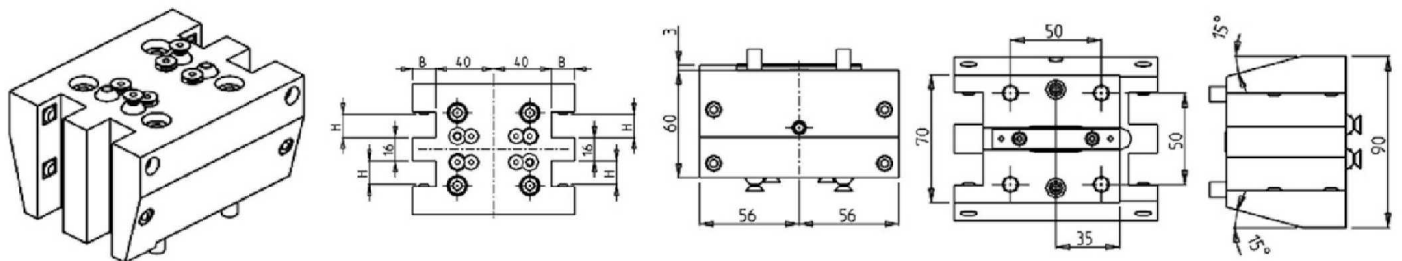
STATIC

RADIAL SINGLE SIDE TWIN STATIC TOOL



PartNumber	Description	Reversible	Ext Cool	Dimensions	H	B
BGL1331600	Radial Single Side Twin Static 16mm	X	X	mm	16	16

RADIAL DOUBLE SIDE TWIN STATIC TOOL

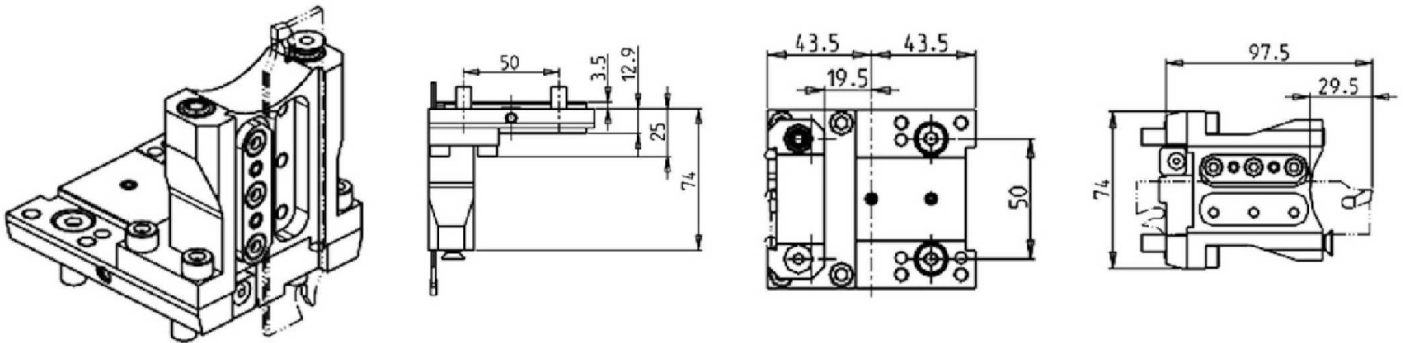


PartNumber	Description	Reversible	Ext Cool	Dimensions	H	B
BGL1381600	Radial Double Side Twin Static Tool Ø16mm	X	X	mm	16	16

B436 / 438 - BMX 45Y2

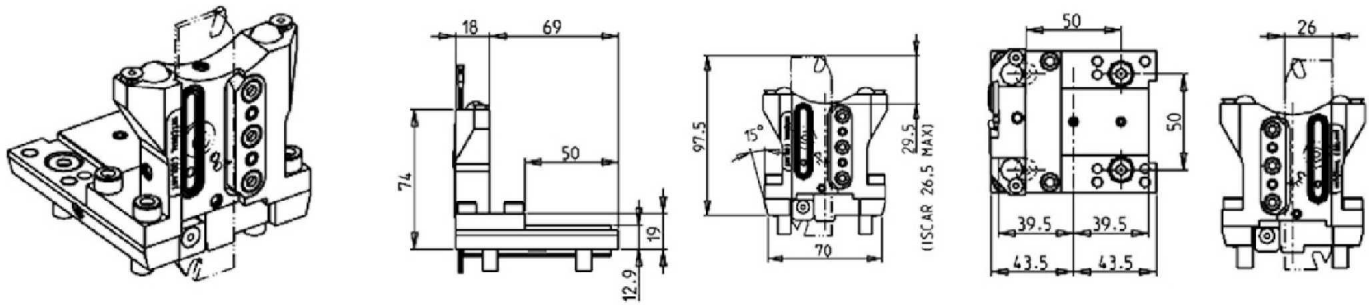
STATIC

RADIAL BLADE HOLDER WITH BLADE KIT



PartNumber	Description	# of Tools	Reversible	Ext Cool
BGL1140126	Radial Blade Holder with Blade Kit	1	X	X
BLADEKIT	Blade Kit: 1 Blade, 10 Inserts			

RADIAL BLADE HOLDER WITH INTERNAL COOLANT - BLADE KIT NOT INCLUDED

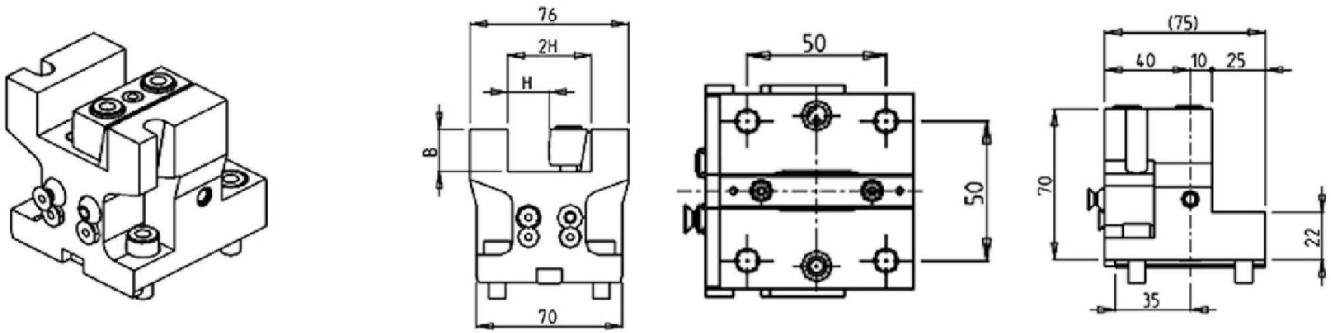


PartNumber	Description	# of Tools	Reversible	Cool Thru	Ext Cool
BGL1370126R	Radial Blade Holder Cool Thru* Right Version	1	X	X	X
BGL1370126L	Radial Blade Holder Cool Thru* Left Version	1	X	X	X
COOL THRU BLADEKIT	Blade Kit: 1 Blade, 10 Inserts				

B436 / 438 - BMX 45Y2

STATIC

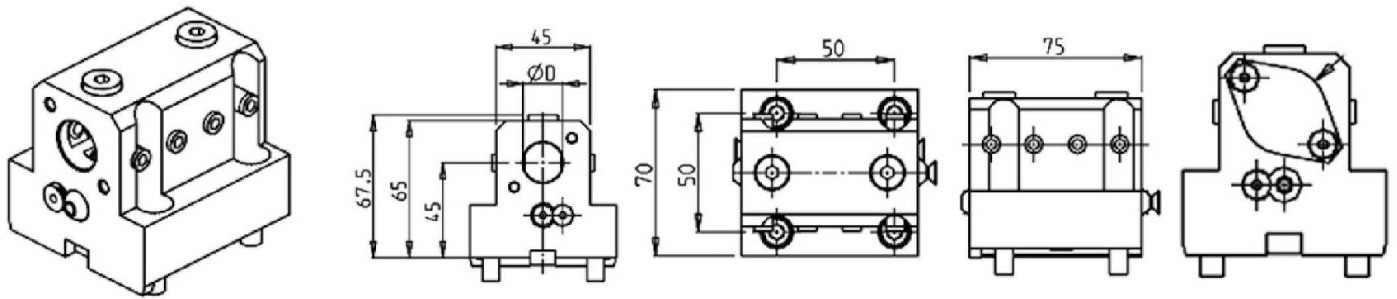
AXIAL SINGLE STATIC TOOL



PartNumber	Description	# of Tools	Reversible	Ext Cool	Dimensions	B	H
BGL1422000	Axial Single Static Tool $\varnothing 20$ mm	1	X	X	mm	20	20

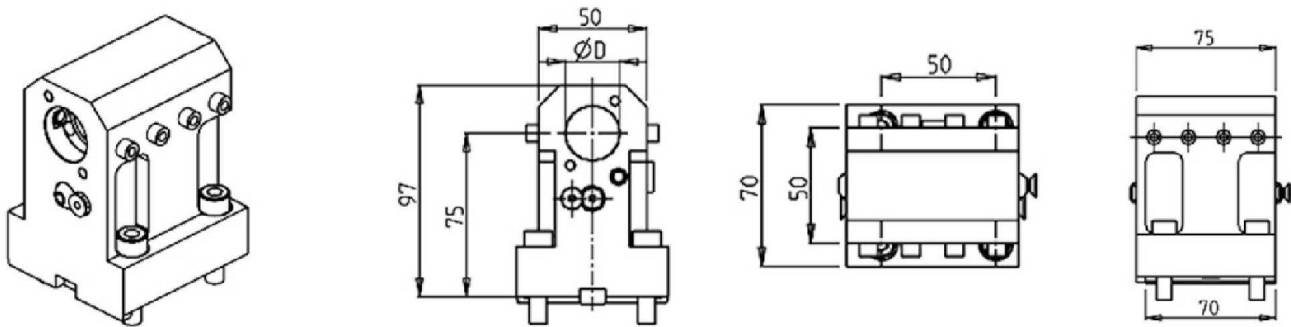
AXIAL SINGLE BORING BAR HOLDER H=45mm

These tools will NOT fit BMX 45Y2 machines



PartNumber	Description	Reversible	Cool Thru	Ext Cool	Dimensions	D
BGL1301905	Axial Single BBH 3/4"	X	X	X	Inch	3/4"
BGL1302000	Axial Single BBH 20mm	X	X	X	mm	20
KIT1000005	3/4" Plug to Make BBH Cool Thru*					
KIT1000015	20mm Plug to Make BBH Cool Thru*					

AXIAL SINGLE BORING BAR HOLDER H=75mm

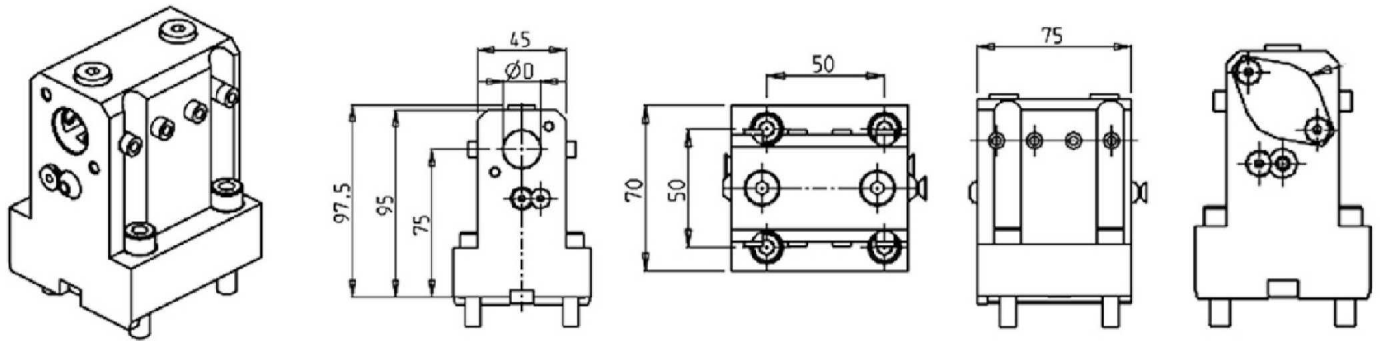


PartNumber	Description	Reversible	Cool Thru	Ext Cool	Dimensions	D
BGL1312540	Axial Single BBH 1"	X	X	X	Inch	1"
BGL1312500	Axial Single BBH 25mm	X	X	X	mm	25
KIT1000006	1" or 25mm Plug to Make BBH Cool Thru*					

B436 / 438 - BMX 45Y2

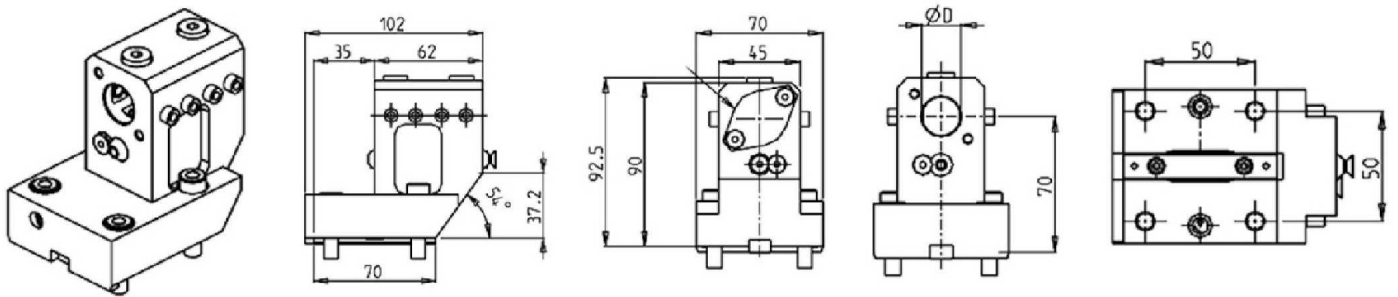
STATIC

AXIAL SINGLE BORING BAR HOLDER H=75mm



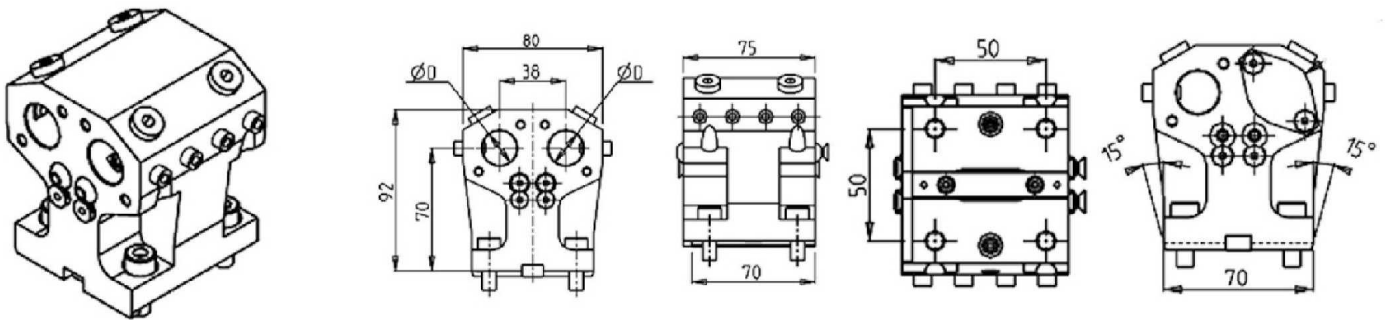
PartNumber	Description	Reversible	Cool Thru	Ext Cool	Dimensions	D
BGL1311905	Axial Single BBH 3/4"	X	X	X	Inch	3/4"
BGL1312000	Axial Single BBH 20mm	X	X	X	mm	20
KIT1000005	3/4" Plug to Make BBH Cool Thru*					
KIT1000015	20mm Plug to Make BBH Cool Thru*					

AXIAL SINGLE REAR SET BORING BAR HOLDER H=70mm



PartNumber	Description	# of Tools	Reversible	Cool Thru	Ext Cool	Dimensions	D
BGL1392000	Axial Single Rear Set BBH Ø20mm	1	X	X	X	mm	20
KIT1000015	20mm Plug to Make BBH Cool Thru*						

AXIAL DOUBLE BORING BAR HOLDER 2 POSITIONS IN Y H=70mm

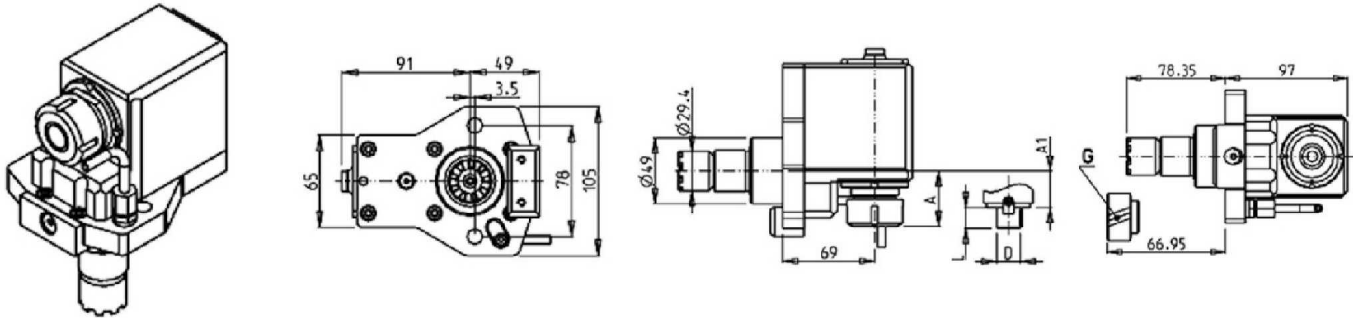


PartNumber	Description	Reversible	Cool Thru	Ext Cool	Dimensions	D
BGL1322000	Axial Double BBH in Y 20mm	X	X	X	mm	20
KIT1000015	20mm Plug to Make BBH Cool Thru*					

B500 / B501 / B1000 / B56 Hydraulic Turret

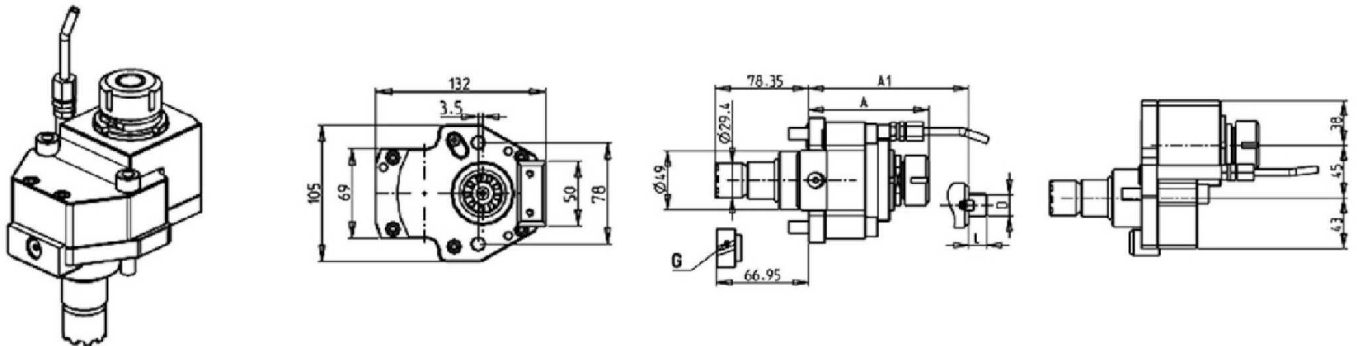
DRIVEN

RADIAL DRIVEN TOOL



PartNumber	Description	Spindle	I	RPM	Ext Cool	Front Type	Gear Type	A	A1	D	L
0081225	Radial ER25	ER25	1:1	3500	X	X	X	41.26			
0081225G	Radial ER25 with Gears	ER25	1:1	3500	X	X	X	41.26			
0081132	Radial ER32	ER32	1:1	3500	X	X	X	54.96			
0081132G	Radial ER32 with Gears	ER32	1:1	3500	X	X	X	54.96			
0081617	Radial Mill Head $\varnothing 16 \times 17 \text{mm}$	$\varnothing 16 \times 17$	1:1	3500	X	X	X		22.90	16	17
0081617G	Radial Mill Head $\varnothing 16 \times 17 \text{mm}$ with Gears	$\varnothing 16 \times 17$	1:1	3500	X	X	X		22.90	16	17

AXIAL DRIVEN TOOL

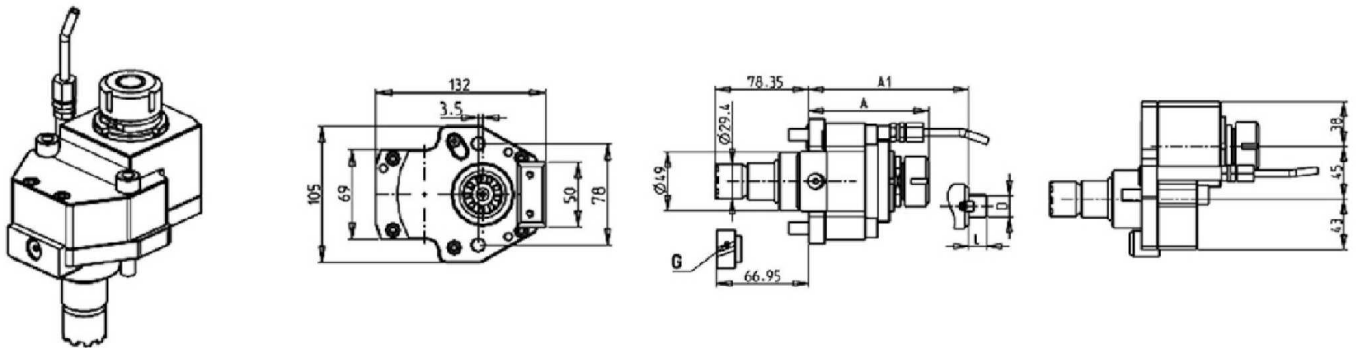


PartNumber	Description	Spindle	I	RPM	Ext Cool	Front Type	Gear Type	A	A1	D	L
0090425	Axial ER25	ER25	1:1	3500	X	X	X	101.36			
0090425G	Axial ER25 with Gears	ER25	1:1	3500	X	X	X	101.36			
0090332	Axial ER32	ER32	1:1	3500	X	X	X	115			
0090332G	Axial ER32 with Gears	ER32	1:1	3500	X	X	X	115			
0091617	Axial Mill Head $\varnothing 16 \times 17 \text{mm}$	$\varnothing 16 \times 17$	1:1	3500	X	X	X		83	16	17
0091617G	Axial Mill Head $\varnothing 16 \times 17 \text{mm}$ with Gears	$\varnothing 16 \times 17$	1:1	3500	X	X	X		83	16	17
0092219	Axial Mill Head $\varnothing 22 \times 19 \text{mm}$	$\varnothing 22 \times 19$	1:1	3500	X	X	X		85	22	19
0092219G	Axial Mill Head $\varnothing 22 \times 19 \text{mm}$ with Gears	$\varnothing 22 \times 19$	1:1	3500	X	X	X		85	22	19
0092721	Axial Mill Head $\varnothing 27 \times 21 \text{mm}$	$\varnothing 27 \times 21$	1:1	3500	X	X	X		87	27	21
0092721G	Axial Mill Head $\varnothing 27 \times 21 \text{mm}$ with Gears	$\varnothing 27 \times 21$	1:1	3500	X	X	X		87	27	21

B500 / B501 / B1000 / B56 Hydraulic Turret

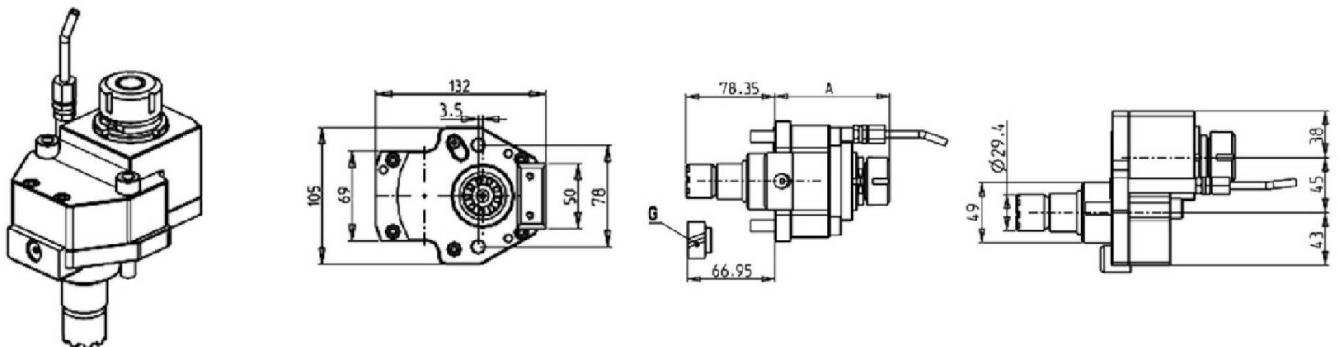
DRIVEN

AXIAL GEARED-DOWN 2:1 DRIVEN TOOL



PartNumber	Description	Spindle	I	RPM	Ext Cool	Front Type	Gear Type	A	A1	D	L
0160025	Axial Geared-Down 2:1 ER25	ER25	2:1	1750	X	X	X	101.36			
0160025G	Axial Geared-Down 2:1 ER25 with Gears	ER25	2:1	1750	X	X	X	101.36			
0160032	Axial Geared-Down 2:1 ER32	ER32	2:1	1750	X	X	X	115			
0160032G	Axial Geared-Down 2:1 ER32 with Gears	ER32	2:1	1750	X	X	X	115			
0161617	Axial Geared-Down 2:1 Mill Head Ø16x17	Ø16x17	2:1	1750	X	X	X		83	16	17
0161617G	Axial Geared-Down 2:1 Mill Head Ø16x17 with Gears	Ø16x17	2:1	1750	X	X	X		83	16	17
0162219	Axial Geared-Down 2:1 Mill Head Ø22x19	22x19	2:1	1750	X	X	X		85	22	19
0162219G	Axial Geared-Down 2:1 Mill Head Ø22x19 with Gears	22x19	2:1	1750	X	X	X		85	22	19
0162721	Axial Geared-Down 2:1 Mill Head Ø27x21	27x21	2:1	1750	X	X	X		87	27	21
0162721G	Axial Geared-Down 2:1 Mill Head Ø27x21 with Gears	27x21	2:1	1750	X	X	X		87	27	21

AXIAL GEARED-UP 1:2 DRIVEN TOOL

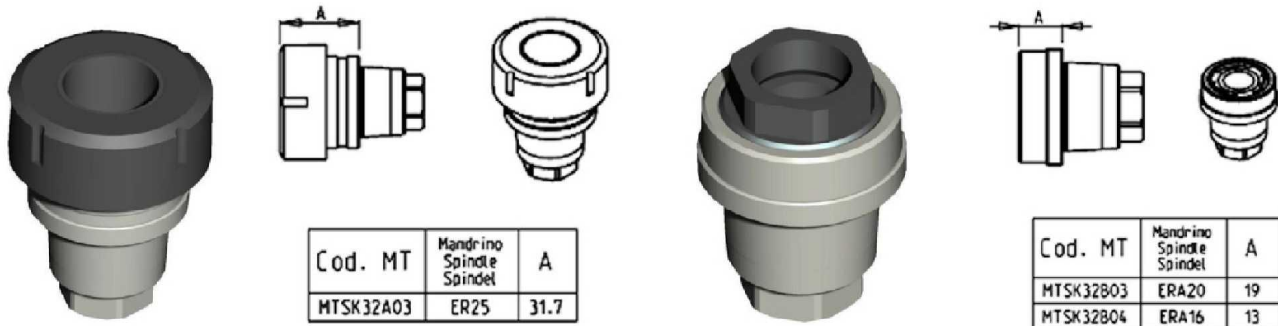


PartNumber	Description	Spindle	I	RPM	Ext Cool	Front Type	Gear Type	A
0120025	Axial Geared-Up 1:2 ER25	ER25	1:2	7000	X	X	X	103.16
0120025G	Axial Geared-Up 1:2 ER25 with Gears	ER25	1:2	7000	X	X	X	103.16
0120032	Axial Geared-Up 1:2 ER32	ER32	1:2	7000	X	X	X	115.66
0120032G	Axial Geared-Up 1:2 ER32 with Gears	ER32	1:2	7000	X	X	X	115.66

ACCESSORIES

DRIVEN

MTSK-32 ER ADAPTORS

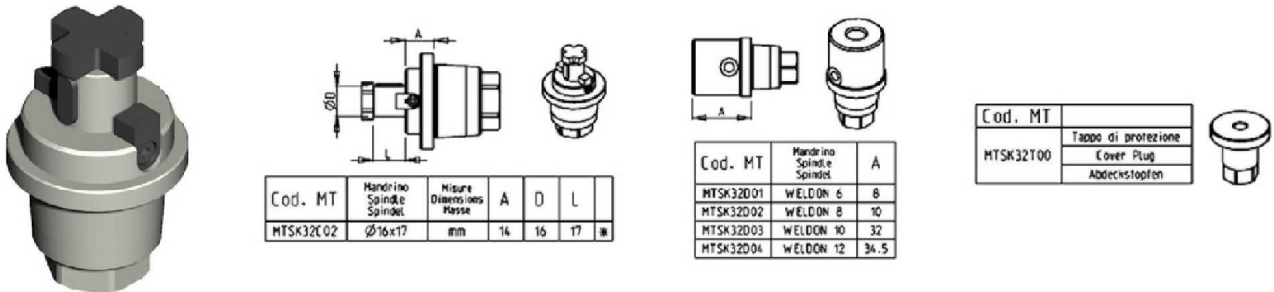


Cod. MT	Mandrino Spindle Spindel	A
MTSK32A03	ER25	31.7

Cod. MT	Mandrino Spindle Spindel	A
MTSK32B03	ERA20	19
MTSK32B04	ERA16	13

PartNumber	Description	Spindle	A
MTSK32B04	MTSK-32 Adaptor ERA16	ERA16	13
MTSK32B03	MTSK-32 Adaptor ERA20	ERA20	19
MTSK32A03	MTSK-32 Adaptor ER25	ER25	31.7

MTSK-32 MILL ADAPTORS



Cod. MT	Mandrino Spindle Spindel	Misure Dimensions Masse	A	D	L
MTSK32C02	Ø16x17	mm	14	16	17

Cod. MT	Mandrino Spindle Spindel	A
MTSK32D01	WELDON 6	8
MTSK32D02	WELDON 8	10
MTSK32D03	WELDON 10	32
MTSK32D04	WELDON 12	34.5

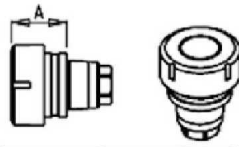
Cod. MT	Tappo di protezione Cover Plug Abdeckstopfen
MTSK32T00	

PartNumber	Description	Spindle	Dimension	A	D	L
MTSK32C02	MTSK-32 Adaptor Mill Ø16x17	Ø16x17	mm	14	16	17
MTSK32D01	MTSK-32 Adaptor Mill Weldon 6	Weldon 6		8		
MTSK32D02	MTSK-32 Adaptor Mill Weldon 8	Weldon 8		10		
MTSK32D03	MTSK-32 Adaptor Mill Weldon 10	Weldon 10		32		
MTSK32D04	MTSK-32 Adaptor Mill Weldon 12	Weldon 12		34.5		
MTSK32T00	MTSK-32 Cover Plug					

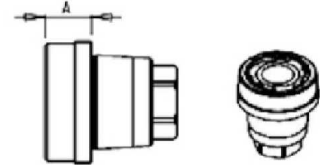
ACCESSORIES

DRIVEN

MTSK-40 ER ADAPTORS



Cod. MT	Mandrino Spindle	A
MTSK40A02	ER32	35.6
MTSK40A03	ER25	32.6
MTSK40A05	ER16	30.26
MTSK40A06	ER16	47.5
MTSK40A07	ER16	59
MTSK40A08	ER11	40
MTSK40A09	ER11	70



Cod. MT	Mandrino Spindle	A
MTSK40B02	ERA25	16
MTSK40B03	ERA20	14

PartNumber	Description	Spindle	A
MTSK40A08	MTSK-40 Adaptor ER11	ER11	40
MTSK40A09	MTSK-40 Adaptor ER11	ER11	70
MTSK40A05	MTSK-40 Adaptor ER16	ER16	30.26
MTSK40A06	MTSK-40 Adaptor ER16	ER16	47.5
MTSK40A07	MTSK-40 Adaptor ER16	ER16	59
MTSK40B03	MTSK-40 Adaptor ERA20	ERA20	14
MTSK40B02	MTSK-40 Adaptor ERA25	ERA25	16
MTSK40A03	MTSK-40 Adaptor ER25	ER25	32.6
MTSK40A02	MTSK-40 Adaptor ER32	ER32	35.6

ACCESSORIES

DRIVEN

MTSK-40 MILL ADAPTORS



Cod. MT	Handline Spindle	A
MTSK40D01	WELDON 6	8
MTSK40D21	WELDON 6	27.5
MTSK40D02	WELDON 8	8
MTSK40D03	WELDON 10	9
MTSK40D04	WELDON 12	14
MTSK40D05	WELDON 16	39.5
MTSK40D07	WELDON 20	39.5
MTSK40D24	WELDON 10	33
MTSK40D25	WELDON 12	35.5

Cod. MT	Handline Spindle	A
MTSK40G03	MR25	33.6

Cod. MT	Handline Spindle	Handline Dimensions	A	D	L
MTSK40D02	Ø16x17	inch	15	16	17
MTSK40D03	Ø22x19	inch	17	22	19
MTSK40D04	Ø27x21	inch	22	27	21

Cod. MT	Handline Spindle	A
MTSK40D11	WELDON 1/4"	8
MTSK40D12	WELDON 5/16"	8
MTSK40D13	WELDON 3/8"	9
MTSK40D14	WELDON 1/2"	14

Cod. MT	Handline Spindle	A
MTSK40H01	MORSE-1	29
MTSK40H02	MORSE-2	42

Cod. MT	Handline Spindle	Handline Dimensions	A	D	L
MTSK40T00	Ø 1/2"	inch	32	1/2"	6.5

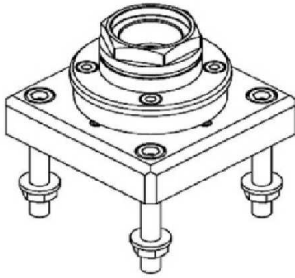
Cod. MT	Handline Spindle	A
MTSK40T00	Cover Plug	
	Abdeckstopfen	

PartNumber	Description	Spindle	Dimension	A	D	L
MTSK40C03	MTSK-40 Adaptor Mill 3/4"	3/4"x3/4"	Inch	15.5	3/4"	3/4"
MTSK40C02	MTSK-40 Adaptor Mill Ø16x17	Ø16x17	mm	15	16	17
MTSK40C04	MTSK-40 Adaptor Mill Ø22x19	Ø22x19	mm	17	22	19
MTSK40C05	MTSK-40 Adaptor Mill Ø27x21	Ø27x21	mm	22	27	21
MTSK40F01	MTSK-40 Adaptor Mill 1/2"	1/2" Arbor	Inch	32	1/2"	6.5
MTSK40D11	MTSK-40 Adaptor Weldon 1/4"	Weldon 1/4"		8		
MTSK40D12	MTSK-40 Adaptor Weldon 5/16"	Weldon 5/16"		8		
MTSK40D13	MTSK-40 Adaptor Weldon 3/8"	Weldon 3/8"		9		
MTSK40D14	MTSK-40 Adaptor Weldon 1/2"	Weldon 1/2"		14		
MTSK40D01	MTSK-40 Adaptor Weldon 6	Weldon 6		8		
MTSK40D21	MTSK-40 Adaptor Weldon 6	Weldon 6		27.5		
MTSK40D02	MTSK-40 Adaptor Weldon 8	Weldon 8		8		
MTSK40D03	MTSK-40 Adaptor Weldon 10	Weldon 10		9		
MTSK40D24	MTSK-40 Adaptor Weldon 10	Weldon 10		33		
MTSK40D04	MTSK-40 Adaptor Weldon 12	Weldon 12		14		
MTSK40D25	MTSK-40 Adaptor Weldon 12	Weldon 12		35.5		
MTSK40D06	MTSK-40 Adaptor Weldon 16	Weldon 16		39.5		
MTSK40D07	MTSK-40 Adaptor Weldon 20	Weldon 20		39.5		
MTSK40H01	MTSK-40 Adaptor Morse 1	MORSE-1		29		
MTSK40H02	MTSK-40 Adaptor Morse 2	MORSE-2		42		
MTSK40G03	MTSK-40 Adaptor MR25	MR25		33.6		
MTSK40T00	MTSK-40 Cover Plug					

ACCESSORIES

DRIVEN

TOOL DISASSEMBLING EQUIPMENT FOR MTSK ADAPTORS



Cod. MT	TAGLIA Size Masse
ATT_MTSK32	MTSK-32
ATT_MTSK40	MTSK-40
ATT_MTSK50	MTSK-50
ATT_MTSK63	MTSK-63

PartNumber	Description	Size
ATT_MTSK32	Tool Disassembling Equipment for MTSK-32	MTSK-32
ATT_MTSK40	Tool Disassembling Equipment for MTSK-40	MTSK-40
ATT_MTSK50	Tool Disassembling Equipment for MTSK-50	MTSK-50
ATT_MTSK63	Tool Disassembling Equipment for MTSK-63	MTSK-63

ER COLLETS

ER COLLET NUMBER	DESCRIPTION	MD LIST PRICE
ER20 SET	ER20 Collet Set (15 Collets)	\$ 330.00
ERX20 SET	ER20 Sealed Collet Set (13 Collets)	\$ 395.00
ER25 SET	ER25 Collet Set (19 Collets)	\$ 375.00
ERX25 SET	ER25 Sealed Collet Set (17 Collets)	\$ 475.00
ER32 SET	ER32 Collet Set (21 Collets)	\$ 425.00
ERX32 SET	ER32 Sealed Collet Set (21 Collets)	\$ 595.00
ER40 SET	ER40 Collet Set (29 Collets)	\$ 695.00
ERX40 SET	ER40 Sealed Collet Set (27 Collets)	\$ 850.00



Phone: (810) 632-4446 / Fax: (810) 632-4467

Table of Contents

Alphabetized Listing

±		AXIAL REINFORCED DRIVEN TOOL H=80mm	15
±15° Y AXIS ADJUSTABLE ANGLE DRIVEN TOOL	37	AXIAL SINGLE BORING BAR HOLDER H=100mm	50
±90° ADJUSTABLE ANGLE REAR-SET DRIVEN TOOL	36	AXIAL SINGLE BORING BAR HOLDER H=45mm	71
°		AXIAL SINGLE BORING BAR HOLDER H=75mm	71
°45 FIXED ANGLE GEARED-DOWN 2:1 DRIVEN TOOL	37	AXIAL SINGLE BORING BAR HOLDER H=75mm	72
0		AXIAL SINGLE BORING BAR HOLDER H=80mm	49
0-180 ADJUSTABLE ANGLE DRIVEN TOOL	30, 32	AXIAL SINGLE BORING BAR HOLDER H=80mm	49
0-180 ADJUSTABLE ANGLE DRIVEN TOOL GEARED-UP 1:2	33	AXIAL SINGLE REAR SET BORING BAR HOLDER H=70mm	72
0-180 ADJUSTABLE ANGLE DRIVEN TOOL GEARED-UP 1:2 WITH DIGITAL DISPLAY	33	AXIAL SINGLE SIDE TWIN HEAD DRIVEN TOOL IN Y FOR INTERNAL POLYGON-MAKING H=100mm	24
0-180 ADJUSTABLE ANGLE DRIVEN TOOL H=48mm	66	AXIAL SINGLE SIDE TWIN HEAD DRIVEN TOOL IN Y FOR INTERNAL POLYGON-MAKING H=70mm	24
0-180 ADJUSTABLE ANGLE DRIVEN TOOL H=65mm	66	AXIAL SINGLE SIDE TWIN HEAD DRIVEN TOOL IN Y H=100mm	28
0-180 ADJUSTABLE ANGLE DRIVEN TOOL WITH DIGITAL DISPLAY	31-32	AXIAL SINGLE SIDE TWIN HEAD DRIVEN TOOL IN Y H=70mm	27, 65
A		AXIAL SINGLE STATIC TOOL	48, 71
ACCESSORIES	75-78	AXIAL SINGLE STATIC TOOL	48
AXIAL ±180° ADJUSTABLE ANGLE DRIVEN TOOL	35	B	
AXIAL 2+2 POSITION BORING BAR HOLDER	51	B301 / 445 / 470 / 501(Y-S) / 510 / 545 / 550 / 565 / 620 / 650 / 658 / 1200 / 446 / 465 / 735 / 745 / 765 / 835	34-36
AXIAL 2+2 POSITION BORING BAR HOLDER	51	B301 / 445 / 470 / 501(Y-S) / 510 / 545 / 550 / 565 / 620 / 650 / 658 / 1200 / 446 / 465 / 735 / 745 / 765 / 835 - B750/1250	34-35, 38, 42
AXIAL 2+2 POSITION BORING BAR HOLDER	52	B301 / 445 / 470 / 501(Y-S) / 510 / 545 / 550 / 565 / 620 / 650 / 658 / 1200 / 446 / 465 / 735 / 745 / 765 / 835 - BV210/315	30-33
AXIAL 3+3 POSITION BORING BAR HOLDER	52	B301 / 445 / 470 / 501(Y-S) / 510 / 545 / 550 / 565 / 620 / 650 / 658 / 1200 / 446 / 465 / 735 / 745 / 765 / 835 / B750/1250	2, 4-5, 7-8, 43-48, 55-56
AXIAL 4+4 POSITION BORING BAR HOLDER	53	B301 / 445 / 470 / 501(Y-S) / 510 / 545 / 550 / 565 / 620 / 650 / 658 / 1200 / 446 / 465 / 735 / 745 / 765 / 835 / B750/1250	16 ST. 1, 3, 6-7, 42
AXIAL 8 POSITION BORING BAR HOLDER	53	B301 / 445 / 470 / 501(Y-S) / 510 / 545 / 550 / 565 / 650 / 658 / 1200 / 446 / 465 / 735 / 745 / 765 / 835	46
AXIAL DOUBLE BORING BAR HOLDER 2 POSITIONS IN Y H=70mm	72	B301 / 445 / 470 / 501(Y-S) / 510 / 545 / 550 / 565 / 650 / 658 / 1200 / 446 / 465 / 735 / 745 / 765 / 835 - B750/1250	37
AXIAL DRIVEN OPPOSITE FACE TOOL H=100	26	B301 / 445 / 470 / 501(Y-S) / 510 / 545 / 550 / 565 / 650 / 658 / 1200 / 446 / 465 / 735 / 745 / 765 / 835 / B750/1250	50, 53
AXIAL DRIVEN OPPOSITE FACE TOOL H=70mm	25	B301 / 445 / 470 / 501(Y-S) / 510 / 545 / 550 / 565 / 650 / 658 / 1200 / 446 / 465 / 735 / 745 / 765 / 835 / B750/1250	54
AXIAL DRIVEN TOOL	73	B301 / 445 / 470 / 501(Y-S) / 510 / 545 / 550 / 565 / 620 / 650 / 658 / 1200 / 446 / 465 / 735 / 745 / 765 / 835	38-39
AXIAL DRIVEN TOOL FOR INTERNAL POLYGON-MAKING H=100mm	22	B301 / 445 / 470 / 501(Y-S) / 510 / 545 / 550 / 565 / 620 / 650 / 658 / 1200 / 446 / 465 / 735 / 745 / 765 / 835 - B750/1250	50
AXIAL DRIVEN TOOL FOR INTERNAL POLYGON-MAKING H=70mm	22, 64	B301 / 445 / 470 / 501(Y-S) / 510 / 620 / 650 / 565 / 658 / 735 / 835 / 1200	25
AXIAL DRIVEN TOOL H=100mm	13	B301 / 445 / 470 / 501(Y-S) / 510 / 620 / 650 / 658 / 1200 / 735 / 835 / 1200	49
AXIAL DRIVEN TOOL H=40mm	61	B301 / 445 / 470 / 501(Y-S) / 510 / 620 / 650 / 658 / 1200 / 735 / 835 - BV210/315	9-12, 15, 19, 27
AXIAL DRIVEN TOOL H=50mm	61	B301 / 445 / 470 / 501(Y-S) / 510 / 620 / 650 / 658 / 735 / 835 / 1200	16, 22-26
AXIAL DRIVEN TOOL H=70mm	9, 62	B301 / 445 / 470 / 501(Y-S) / 510 / 620 / 650 / 658 / 735 / 835 / 1200	20, 28
AXIAL DRIVEN TOOL H=80mm	11	B301 / 445 / 470 / 501(Y-S) / 510 / 650 / 658 / 735 / 835 / 1200	17
AXIAL GEARED-DOWN 2:1 DRIVEN TOOL	74	B301 / 445 / 470 / 501(Y-S) / 510 / 650 / 658 / 735 / 835 / 1200	51
AXIAL GEARED-DOWN 2:1 DRIVEN TOOL H=100mm	18	B301 / 445 / 470 / 501(Y-S) / 510 / 620 / 650 / 658 / 1200 - B750/1250	16 ST. 51
AXIAL GEARED-DOWN 2:1 DRIVEN TOOL H=63mm	17	B301 / 445 / 470 / 501(Y-S) / 510 / 620 / 650 / 658 / 1200 - B750/1250	16 ST. 51
AXIAL GEARED-UP 1:2 DRIVEN TOOL	74	B301 / 445 / 470 / 501(Y-S) / 510 / 620 / 650 / 658 / 1200 - B750/1250	16 ST. 51
AXIAL GEARED-UP 1:2 DRIVEN TOOL H=100mm	19	B301 / 445 / 470 / 501(Y-S) / 510 / 620 / 650 / 658 / 1200 - B750/1250	16 ST. 51
AXIAL GEARED-UP 1:2 DRIVEN TOOL H=70mm	19	B301 / 445 / 470 / 501(Y-S) / 510 / 620 / 650 / 658 / 1200 - B750/1250	16 ST. 51
AXIAL GEARED-UP 1:2 REAR-SET DRIVEN TOOL	63	B301 / 445 / 470 / 501(Y-S) / 510 / 620 / 650 / 658 / 1200 - B750/1250	16 ST. 51
AXIAL GEARED-UP 1:2 SINGLE SIDE TWIN HEAD DRIVEN TOOL IN Y H=100mm	29	B301 / 445 / 470 / 501(Y-S) / 510 / 620 / 650 / 658 / 1200 - B750/1250	16 ST. 49
AXIAL GEARED-UP 1:2 SINGLE SIDE TWIN HEAD DRIVEN TOOL IN Y H=70mm	28	B301 / 445 / 470 / 501(Y-S) / 510 / 620 / 650 / 658 / 1200 - B750/1250	16 ST. 49
AXIAL GEARED-UP 1:3 REAR SET DRIVEN TOOL H=100mm	20	B301 / 445 / 470 / 501(Y-S) / 510 / 620 / 650 / 658 / 1200 / 735 / 835 - BV210/315	9-12, 15, 19, 27
AXIAL GEARED-UP 1:3 REAR-SET DRIVEN TOOL	64	B301 / 445 / 470 / 501(Y-S) / 510 / 620 / 650 / 658 / 735 / 835 / 1200	16, 22-26
AXIAL GEARED-UP 1:5.625 DRIVEN TOOL H=100mm	21	B301 / 445 / 470 / 501(Y-S) / 510 / 620 / 650 / 658 / 735 / 835 / 1200	20, 28
AXIAL GEARED-UP 1:5.625 DRIVEN TOOL H=70mm	20	B301 / 445 / 470 / 501(Y-S) / 510 / 620 / 650 / 658 / 735 / 835 / 1200	20, 28
AXIAL MULTIPLE 2+2 OUTLET DRIVEN TOOL IN Y H=100mm	30	B301 / 445 / 470 / 501(Y-S) / 510 / 650 / 658 / 735 / 835 / 1200	17
AXIAL MULTIPLE 2+2 OUTLET DRIVEN TOOL IN Y H=70mm	29	B301 / 445 / 470 / 501(Y-S) / 510 / 650 / 658 / 735 / 835 / 1200	17
AXIAL OPPOSITE FACE TWIN DRIVEN TOOL H=100mm	27	B301 / 445 / 470 / 620 / 650 / 658 / 1200 - B750/1250	16 ST. 51
AXIAL OPPOSITE FACE TWIN DRIVEN TOOL H=70mm	25, 65	B301 / 445 / 470 / 620 / 650 / 658 / 1200 - B750/1250	16 ST. 51
AXIAL OPPOSITE FACE TWIN DRIVEN TOOL H=80mm	26	B436 / 438 - BMX 45Y2	57-72
AXIAL REAR SET BORING BAR HOLDER H=80mm	50	B445 / 470 / 446 / 465 / 745 / 735 / 765 / 835 - B750/1250	16 ST. 30
AXIAL REAR-SET DRIVEN TOOL	62	B445 / 470 / 446 / 465 / 745 / 765	41
AXIAL REAR-SET DRIVEN TOOL H=108mm	17	B445 / 470 / 510 / 545 / 550 / 565 / 446 / 465 / 735 / 745 / 765 / 835 / B750/1250	16 ST. 29
AXIAL REAR-SET DRIVEN TOOL H=78mm	16	B445 / 470 / 510 / 545 / 550 / 565 / 446 / 465 / 735 / 745 / 765 / 835 / B750/1250	16 ST. 29
AXIAL REAR-SET SINGLE STATIC TOOL CAPTO C4	56	B445 / 470 / 510 / 545 / 550 / 565 / 446 / 465 / 735 / 745 / 765 / 835 / B750/1250	16 ST. 28
AXIAL REAR-SET SINGLE STATIC TOOL CAPTO C5	56	B445 / 470 / 545 / 550 / 565 / 446 / 465 / 735 / 745 / 765 / 835 / B750/1250	16 ST. 24
AXIAL REINFORCED DRIVEN TOOL H=100mm	16		

Table of Contents

Alphabetized Listing

B		RADIAL DRIVEN TOOL RE-DIRECTED IN Z BY 36mm	58
B445 / 470 / 545 / 550 / 565 / 620 / 650 / 658 / 1200 / 446 / 465 / 735 / 745 / 765 / 835 / B750/1250 16 ST.	53	RADIAL GEARED-DOWN 2:1 DRIVEN TOOL RE-DIRECTED IN Z BY 36mm	4
B445 / 470 / 545 / 550 / 565 / 650 / 658 / 1200 / 446 / 465 / 735 / 745 / 765 / 835 / B750/1250 16 ST.	8, 13-14, 16-17, 19-23, 26-27, 40	RADIAL GEARED-UP 1:2 DRIVEN TOOL RE-DIRECTED IN Z BY 36mm	59
B445 / 470 / 545 / 550 / 565 / 650 / 658 / 1200 / 446 / 465 / 745 / 765 / B750/1250 16 ST.	52	RADIAL GEARED-UP 1:2 DRIVEN TOOL RE-DIRECTED IN Z BY 45mm	5
B445 / 470 / 550 / 650 / 658 / 1200 / 446 / 465 / 735 / 745 / 765 / 835 / B750/1250 16 ST.	18	RADIAL GEARED-UP 1:2 SINGLE SIDE TWIN HEAD DRIVEN TOOL IN Y	7
B445 / 470 / 620 / 650 / 658 / 735 / 835 / 1200	29	RADIAL GEARED-UP 1:2 SINGLE SIDE TWIN HEAD DRIVEN TOOL IN Y	7
B500 / B501 / B1000 / B56 Hydraulic Turret	73-74	RADIAL GEARED-UP 1:2 TWIN HEAD DRIVEN TOOL IN Z	7
B545 / 565 / 446 / 465 / 745 / 765 - B750/1250 16 ST.	52	RADIAL GEARED-UP 1:3 DRIVEN TOOL RE-DIRECTED IN Z BY 36mm	59
B650 / 658 / 1200 - B750 / 1250 16 ST.	49	RADIAL GEARED-UP 1:5.625 DRIVEN TOOL	6
B658 / 1200 - B750 / 1250 16 ST.	44, 48	RADIAL INVERTED DRIVEN TOOL RE-DIRECTED IN Z	8
B750/1250 16 ST.	36, 51	RADIAL REINFORCED DRIVEN TOOL	3, 58
BIGLIA B436 TOOLING ADAPTER CARTRIDGE H=30mm	42	RADIAL SINGLE REAR SET STATIC TOOL	68
BIGLIA TOOLING ADAPTER CARTRIDGE H=30mm	42	RADIAL SINGLE REAR-SET STATIC TOOL	44
BROACHING/SLOTTING DRIVEN TOOL 50mm STROKE H=100mm	40	RADIAL SINGLE REAR-SET STATIC TOOL	44
BROACHING/SLOTTING DRIVEN TOOL 25mm STROKE H=100mm	40	RADIAL SINGLE REAR-SET STATIC TOOL CAPTO C5	55
BROACHING/SLOTTING DRIVEN TOOL 25mm STROKE H=70mm	67	RADIAL SINGLE SIDE TWIN HEAD DRIVEN TOOL IN Y	6, 60
BROACHING/SLOTTING DRIVEN TOOL 25mm STROKE H=85mm	38	RADIAL SINGLE SIDE TWIN STATIC TOOL	45, 69
BROACHING/SLOTTING DRIVEN TOOL 50mm STROKE H=85mm	39	RADIAL SINGLE STATIC TOOL	44
		RADIAL SINGLE STATIC TOOL	43, 68
		RADIAL SINGLE STATIC TOOL	43
		RADIAL SINGLE STATIC TOOL FOR SUB SPINDLE	46
C		S	
CAPTO STATIC	55-56	See Accessories for MTSK Clamping Units	1, 10, 12, 14, 23, 35, 57, 63
		STATIC	43-54, 68-72
D		T	
DRIVEN	1-5, 7-42, 57-67, 73-78	TAILSTOCK FOR SUBSPINDLE	54
DRIVEN GEAR HOBBER	34, 67	TOOL DISASSEMBLING EQUIPMENT FOR MTSK ADAPTORS	78
DRIVEN TOOL FOR WORM SCREWS	38		
DRIVEN TOOL HOLDER FOR SLIDING STEADY REST (SIZE 1)	41		
M			
MTSK-32 ER ADAPTORS	75		
MTSK-32 MILL ADAPTORS	75		
MTSK-40 ER ADAPTORS	76		
MTSK-40 MILL ADAPTORS	77		
Q			
QUICK CHANGE AXIAL MTSK DRIVEN TOOL FOR INTERNAL POLYGON-MAKING H=100mm	23		
QUICK CHANGE AXIAL MTSK DRIVEN TOOL FOR INTERNAL POLYGON-MAKING H=70mm	23		
QUICK CHANGE AXIAL MTSK DRIVEN TOOL FOR POWER SKIVING H=85mm	35		
QUICK CHANGE AXIAL MTSK DRIVEN TOOL H=100mm	14		
QUICK CHANGE AXIAL MTSK DRIVEN TOOL H=70mm	10		
QUICK CHANGE AXIAL MTSK DRIVEN TOOL H=80mm	12		
QUICK CHANGE AXIAL MTSK REAR-SET DRIVEN TOOL	63		
QUICK CHANGE RADIAL MTSK DRIVEN TOOL	1, 57		
R			
RADIAL ±30° ADJUSTABLE ANGLE DRIVEN TOOL RE-DIRECTED BY 30mm	8		
RADIAL BLADE HOLDER WITH BLADE KIT	47, 70		
RADIAL BLADE HOLDER WITH INTERNAL COOLANT - BLADE KIT NOT INCLUDED	70		
RADIAL BLADE HOLDER WITH INTERNAL COOLANT-BLADE KIT NOT INCLUDED	47		
RADIAL DOUBLE SIDE TWIN STATIC TOOL	46, 69		
RADIAL DOUBLE STATIC TOOL	45		
RADIAL DOUBLE STATIC TOOL	45		
RADIAL DRIVEN GEAR HOBBER	34		
RADIAL DRIVEN TOOL	1, 57, 73		
RADIAL DRIVEN TOOL HIGH PRESSURE	2		
RADIAL DRIVEN TOOL RE-DIRECTED IN Y BY 45mm	5		
RADIAL DRIVEN TOOL RE-DIRECTED IN Z BY 36mm	4		

Table of Contents

Part Number Index

0					
0019108	Axial Weldon 8	22	0170016_1	Radial Geared-Up 1:5.625 ER16	6
0019108L	Axial Weldon 8	22	0188022	Driven Tool for Worm Screws \varnothing 22x12	38
0019110	Axial Weldon 10	22	0188125	Driven Tool for Worm Screws \varnothing 1"x12	38
0019110L	Axial Weldon 10	22	0220025	Axial Rear-Set ER25	16
0019112	Axial Weldon 12	22	0220025L	Axial Rear-Set ER25	17
0019112L	Axial Weldon 12	22	0220032	Axial Rear-Set ER32	16
0019116	Axial Weldon 16	22	0220032L	Axial Rear-Set ER32	17
0019116L	Axial Weldon 16	22	0230032	45° Fixed Angle Geared-Down 2:1 ER32	37
0019125	Axial ER25	22	0250020	±15° Adjustable Angle in Y ER20	37
0019125L	Axial ER25	22	0260025	Radial Geared-Down 2:1 ER25 Redirected by 36mm	4
0050625	Axial Geared Up 1:2 ER25 Cool Thru*	19	0260032	Radial Geared-Down 2:1 ER32 Redirected by 36mm	4
0050625L	Axial Geared Up 1:2 ER25 Cool Thru*	19	0261617	Radial Geared-Down 2:1 Redirected by 16x17mm	4
0050825	Axial Geared Up 1:2 ER25	19	0262219	Radial Geared-Down 2:1 Redirected by 22x19mm	4
0050825L	Axial Geared Up 1:2 ER25	19	0262721	Radial Geared-Down 2:1 Redirected by 27x21mm	4
0052516	Axial Geared Up 1:2 ER25+ER16	19	0381008	Radial Heavy Duty Weldon 8	3
0052516L	Axial Geared Up 1:2 ER25+ER16	19	0381010	Radial Heavy Duty Weldon 10	3
0060825	Axial ±180° Adj. Angle ER25	35	0381020	Radial Heavy Duty Weldon 20	3
0062216	Axial ±180° Adj. Angle \varnothing 22+ \varnothing 16	35	0382240	Radial Heavy Duty Mill Arbor 22x40mm	3
0062516	Axial ±180° Adj. Angle ER25+ER16	35	0382721	Radial Heavy Duty Mill Arbor 27x21mm	3
0081132	Radial ER32	73	0391032	Axial ER32 Cool Thru*	15
0081132G	Radial ER32 with Gears	73	0391032L	Axial Reinforced ER32 Cool Thru*	16
0081225	Radial ER25	73	0391432	Axial ER32	15
0081225G	Radial ER25 with Gears	73	0391432L	Axial Reinforced ER32	16
0081617	Radial Mill Head \varnothing 16x17mm	73	0391532	Axial ERA32	15
0081617G	Radial Mill Head \varnothing 16x17mm with Gears	73	0391532L	Axial Reinforced ERA32	16
0090332	Axial ER32	73	0391617	Axial Mill Arbor 16x17	15
0090332G	Axial ER32 with Gears	73	0392219	Axial Mill Arbor 22x19	15
0090425	Axial ER25	73	0392240	Axial Mill Arbor 22x40	15
0090425G	Axial ER25 with Gears	73	0392540	Axial ER40 Cool Thru*	15
0091617	Axial Mill Head \varnothing 16x17mm	73	0392540L	Axial Reinforced ER40 Cool Thru*	16
0091617G	Axial Mill Head \varnothing 16x17mm with Gears	73	0392640	Axial ER40	15
0092219	Axial Mill Head \varnothing 22x19mm	73	0392640L	Axial Reinforced ER40	16
0092219G	Axial Mill Head \varnothing 22x19mm with Gears	73	0392721	Axial Mill Arbor 27x21	15
0092721	Axial Mill Head \varnothing 27x21mm	73	0392733	Axial Mill Arbor 27x33	15
0092721G	Axial Mill Head \varnothing 27x21mm with Gears	73	0392750	Axial Mill Arbor 27x50	15
0101100	Gear Hobber 1:1	34	0400016X2	Axial Double Outlet Tool ER16	27
0102100	Gear Hobber Geared-Down 2:1	34	0400016X2L	Axial Double Outlet Tool ER16	28
0110832	Axial Geared Down ER32	17	0400025X2	Axial Double Outlet Tool ER25	27
0111225	Axial Geared Down ER25 Cool Thru*	17	0400025X2L	Axial Double Outlet Tool ER25	28
0111332	Axial Geared Down ER32 Cool Thru*	17	0411025	Axial Double Outlet ER25/ER25	26
0111617	Axial Geared Down 16x17	17	0411032	Axial Double Outlet ER32/ER32	26
0112219	Axial Geared Down 22x19	17	0417025	Axial Double Outlet ER25/ER25	25
0112240	Axial Geared Down 22x40	17	0417032	Axial Double Outlet ER32/ER32	25
0112721	Axial Geared Down 27x21	17	0421905	Radial Double Side Twin Static 3/4"	46
0112733	Axial Geared Down 27x33	17	0422000	Radial Double Side Twin Static 20mm	46
0120025	Axial Geared-Up 1:2 ER25	74	0422010	Radial Double Side Twin Static 20mm Cool Thru*	46
0120025G	Axial Geared-Up 1:2 ER25 with Gears	74	0441905	Axial 8 Position Boring Bar Holder 3/4"	53
0120032	Axial Geared-Up 1:2 ER32	74	0442000	Axial 8 Position Boring Bar Holder 20mm	53
0120032G	Axial Geared-Up 1:2 ER32 with Gears	74	0460011	Axial Geared Up 1:5.625 ER11 Cool Thru*	20
0130025	Radial Geared-Up 1:2 ER25	5	0460011L	Axial Geared Up 1:5.625 ER11 Cool Thru*	21
0130032	Radial Geared-Up 1:2 ER32	5	0460016	Axial Geared Up 1:5.625 ER16	20
0131006	Radial Geared-Up 1:2 Weldon 6	5	0460016L	Axial Geared Up 1:5.625 ER16	21
0150016X2	Radial Double Outlet ER16 Y Axis	6	0490025	Radial ER25 Redirected by 36mm	4
0150025X2	Radial Double Outlet ER25 Y Axis	6	0490032	Radial ER32 Redirected by 36mm	4
0160025	Axial Geared-Down 2:1 ER25	74	0491617	Radial Mill Arbor 16x17mm	4
0160025G	Axial Geared-Down 2:1 ER25 with Gears	74	0492219	Radial Mill Arbor 22x19mm	4
0160032	Axial Geared-Down 2:1 ER32	74	0492721	Radial Mill Arbor 27x21mm	4
0160032G	Axial Geared-Down 2:1 ER32 with Gears	74	0501905	Radial Single Side Twin Static 3/4"	45
0161617	Axial Geared-Down 2:1 Mill Head \varnothing 16x17	74	0502000	Radial Single Side Twin Static 20mm	45
0161617G	Axial Geared-Down 2:1 Mill Head \varnothing 16x17 with Gears	74	0511905	Axial 2+2 Boring Bar Holder 1"	51
0162219	Axial Geared-Down 2:1 Mill Head \varnothing 22x19	74	0511915	Axial 2+2 Boring Bar Holder 1"	51
0162219G	Axial Geared-Down 2:1 Mill Head \varnothing 22x19 with Gears	74	0512000	Axial 2+2 Boring Bar Holder 25mm	51
0162721	Axial Geared-Down 2:1 Mill Head \varnothing 27x21	74	0512010	Axial 2+2 Boring Bar Holder 25mm	51
0162721G	Axial Geared-Down 2:1 Mill Head \varnothing 27x21 with Gears	74	0523175	Axial Single Boring Bar Holder 1-1/4"	49
0170011	Radial Geared-Up 1:5.625 ER11 Cool Thru *	6	0523175_55	Axial Rear Set Boring Bar Holder 1-1/4"	50
			0523175L	Axial Single Boring Bar Holder 1-1/4"	50
			0523200	Axial Single Boring Bar Holder 32mm	49

Table of Contents

Part Number Index

0523200_55	Axial Rear Set Boring Bar Holder 32mm	50	BGL0150316	0-180 Adj. Angle Geared-Up 1:2 ERA16	33
0523200L	Axial Single Boring Bar Holder 32mm	50	BGL0150416	0-180 Adj. Angle Geared-Up 1:2 ERA16 Cool Thru*	33
0523810	Axial Single Boring Bar Holder 1-1/2"	49	BGL0155120	0-180 Adj. Angle ERA20 with Digital Display	32
0523810_1	Axial Single Boring Bar Holder 1-1/2"	49	BGL0155220	0-180 Adj. Angle ERA20 with Digital Display Cool Thru*	32
0523810_55	Axial Rear Set Boring Bar Holder 1-1/2"	50	BGL0155316	0-180 Adj. Angle ERA16 Geared-Up 1:2 with Digital Display	33
0523810L	Axial Single Boring Bar Holder 1-1/2"	50			
0524000	Axial Single Boring Bar Holder 40mm	49	BGL0155416	0-180 Adj. Angle ERA16 Geared-Up 1:2 with Digital Display Cool Thru*	33
0524000_1	Axial Single Boring Bar Holder 40mm	49			
0524000_55	Axial Rear Set Boring Bar Holder 40mm	50	BGL0160140	Radial MTSK-40 Driven Tool	1
0524000L	Axial Single Boring Bar Holder 40mm	50	BGL0170140	Axial MTSK-40	10
0525000	Axial Single Boring Bar Holder 50mm	49	BGL0170240	Axial MTSK-40 Cool Thru*	10
0525080	Axial Single Boring Bar Holder 2"	49	BGL0180125	Axial Driven Tool ER25	9
0526000	Axial Single Boring Bar Holder 60mm	49	BGL0180132	Axial Driven Tool ER32	9
0531905	Radial Single Static 3/4"	43	BGL0180140	Axial Driven Tool ER40	9
0532000	Radial Single Static 20mm	43	BGL0180225	Axial Driven Tool ER25 Cool Thru*	9
0532010	Radial Single Static 20mm Cool Thru*	43	BGL0180232	Axial Driven Tool ER32 Cool Thru*	9
0541905	Radial Double Static 3/4"	45	BGL0180240	Axial Driven Tool ER40 Cool Thru*	9
0542000	Radial Double Static 20mm	45	BGL0180325	Axial Driven Tool ERA25	9
0542010	Radial Double Static 20mm Cool Thru*	45	BGL0180425	Axial Driven Tool ERA25 Cool Thru*	9
0542510	Radial Double Static 25mm Cool Thru*	45	BGL0180516	Axial Mill Arbor 16x17	9
0555000	Radial Single Static 25mm	43	BGL0180522	Axial Mill Arbor 22x19	9
0555010	Radial Single Static 25mm Cool Thru*	43	BGL0180527	Axial Mill Arbor 27x21	9
0555080	Radial Single Static 1"	43	BGL0192520	Axial Opposite Face ERA25+ERA20	25
0561905	Radial Single Static for Sub Spindle 3/4"	46	BGL0193225	Axial Opposite Face ER32+ER25	25
0562000	Radial Single Static for Sub Spindle 20mm	46	BGL0200140	Axial MTSK-40	14
0571905	Axial Single Static 3/4"	48	BGL0200240	Axial MTSK-40 Cool Thru*	14
0572000	Axial Single Static 20mm	48	BGL0210125	Axial Driven Tool ER25	13
0581905	Axial 8 Position Boring Bar Holder 3/4"	53	BGL0210132	Axial Driven Tool ER32	13
0581915	Axial 8 Position Boring Bar Holder 3/4"	53	BGL0210140	Axial Driven Tool ER40	13
0582000	Axial 8 Position Boring Bar Holder 20mm	53	BGL0210225	Axial Driven Tool ER25 Cool Thru*	13
0582010	Axial 8 Position Boring Bar Holder 20mm	53	BGL0210232	Axial Driven Tool ER32 Cool Thru*	13
0591905	Axial 4+4 Boring Bar Holder 3/4"	53	BGL0210240	Axial Driven Tool ER40 Cool Thru*	13
0592000	Axial 4+4 Boring Bar Holder 20mm	53	BGL0210325	Axial Driven Tool ERA25	13
0617010	Tooling Adapter Cartridge	42	BGL0210425	Axial Driven Tool ERA25 Cool Thru*	13
0661905	Radial Single Rear Set Static 3/4"	44	BGL0210516	Axial Mill Arbor 16x17	13
0662000	Radial Single Rear Set Static 20mm	44	BGL0210522	Axial Mill Arbor 22x19	13
0662010	Radial Single Rear Set Static 20mm Cool Thru*	44	BGL0210527	Axial Mill Arbor 27x21	13
0662500	Radial Single Rear Set Static Tool Ø25mm	44	BGL0222520	Axial Opposite Face ERA25+ERA20	27
0690025	Radial Re-Directed ER25	5	BGL0223225	Axial Opposite Face ER32+ER25	27
0691617	Radial Re-Directed Mill Arbor 16x17mm	5	BGL0230125	Radial ER25	1
0692219	Radial Re-Directed Mill Arbor 22x19mm	5	BGL0230132	Radial ER32	1
0692721	Radial Re-Directed Mill Arbor 27x21mm	5	BGL0230516	Radial Mill Arbor 16x17mm	1
080003	Removable Tailstock Center (Head)	54	BGL0230522	Radial Mill Arbor 22x19mm	1
0800100	Tailstock for Subspindle 38mm	54	BGL0230527	Radial Mill Arbor 27x21mm	1
0800100L	Tailstock for Subspindle 2"	54	BGL0280216	Axial Geared-Up 1:2 Single Side Twin Head ER16	28
			BGL0280225	Axial Geared-Up 1:2 Single Side Twin Head ER25	28
			BGL0281216	Axial Geared-Up 1:2 Single Side Twin Head ER16	29
			BGL0281225	Axial Geared-Up 1:2 Single Side Twin Head ER25	29
			BGL0290132	Radial Driven ER32 Cool Thru*	2
			BGL0312500	Axial 3+3 Boring Bar Holder 25mm	52
			BGL0312540	Axial 3+3 Boring Bar Holder 1"	52
			BGL0320100	Broaching/Slotting Tool 50mm Stroke	39
			BGL0320200	Broaching/Slotting Tool 25mm Stroke	38
			BGL0330100	Broaching/Slotting Tool 50mm Stroke	40
			BGL0330200	Broaching/Slotting Tool 25mm Stroke	40
			BGL0350132	Radial Blade Holder with Blade Kit	47
			BGL0380100	Axial MTSK-40 Driven Tool for Power Skiving	35
			BGL0390132L	Radial Blade Holder Cool Thru* Left Version	47
			BGL0390132R	Radial Blade Holder Cool Thru* Right Version	47
			BGL0410140	Axial MTSK-40 Driven Tool for Internal Polygon Making	23
			BGL0430140	Axial MTSK-40 Driven Tool for Internal Polygon Making	23
			BGL0440120	0-180 Adj. Angle ER20 with Digital Display	31
			BGL0440125	0-180 Adj. Angle ER25 with Digital Display	31
			BGL0440516	0-180 Adj. Angle Mill 16x17mm with Digital Display	31
			BGL0440519	0-180 Adj. Angle Mill 3/4"x3/4" with Digital Display	31
			BGL0440522	0-180 Adj. Angle Mill 22x19mm with Digital Display	31
			BGL0450616	Axial Single Side for Internal Polygon-Making Weldon 16	24
A					
ATT_MTSK32	Tool Disassembling Equipment for MTSK-32	78			
ATT_MTSK40	Tool Disassembling Equipment for MTSK-40	78			
ATT_MTSK50	Tool Disassembling Equipment for MTSK-50	78			
ATT_MTSK63	Tool Disassembling Equipment for MTSK-63	78			
B					
BGL0011108	Gear Hobber 8mm	34			
BGL0011110	Gear Hobber 10mm	34			
BGL0011113	Gear Hobber 13mm	34			
BGL0011116	Gear Hobber 16mm	34			
BGL0020225	Geared-up 1:2 Double Outlet ER25 Z Axis	7			
BGL0030216	Radial Geared-up 1:2 Double Outlet ER16	7			
BGL0043210	Axial Single Static 32mm	48			
BGL0053210	Radial Single Static 32mm	44			
BGL0121025	Radial ±30° Adj. Angle Re-Directed ERA25	8			
BGL0130300	Driven Sliding Steady Rest (Size 1)	41			
BGL0130300U	Driven Sliding Steady Rest (Size 1) with Electronics	41			
S					
BGL0140225	Radial Geared-Up 1:2 Single Side Twin Head in Y	7			
BGL0150120	0-180 Adj. Angle ERA20	32			
BGL0150220	0-180 Adj. Angle ERA20 Cool Thru*	32			

Table of Contents

Part Number Index

BGL0460120	0-180 Adj. Angle ER20	30	BGL1010516	Axial Mill Head 16x17mm	62
BGL0460125	0-180 Adj. Angle ER25	30	BGL1020120	Radial ERA20	57
BGL0460516	0-180 Adj. Angle 16x17mm	30	BGL1020220	Radial ERA20 Cool Thru*	57
BGL0460519	0-180 Adj. Angle 3/4"x3/4"	30	BGL1020316	Radial ER16	57
BGL0460522	0-180 Adj. Angle 22x19mm	30	BGL1020320	Radial ER20	57
BGL0470616	Axial Single Side for Internal Polygon-Making Weldon 16	24	BGL1020325	Radial ER25	57
BGL0490100	Tooling Adapter Cartridge	42	BGL1020416	Radial ER16 Cool Thru*	57
BGL0501055	Radial Inverted Driven Tool CHG	8	BGL1020420	Radial ER20 Cool Thru*	57
BGL0501105	Radial Inverted Driven Tool CHG	8	BGL1020512	Radial Weldon 12	57
BGL0501155	Radial Inverted Driven Tool CHG	8	BGL1020716	Radial Mill Head 16x17mm	57
BGL0532500	Axial 2+2 Boring Bar Holder 25mm	52	BGL1030120	Axial Rear-Set Driven Tool ER20	62
BGL0532540	Axial 2+2 Boring Bar Holder 1"	52	BGL1030125	Axial Rear-Set Driven Tool ER25	62
BGL0570416	Axial 2+2 Outlet in Y ER16+ER16	29	BGL1030220	Axial Rear-Set Driven Tool ER20 Cool Thru*	62
BGL0570425	Axial 2+2 Outlet in Y ER25+ER25	29	BGL1030225	Axial Rear-Set Driven Tool ER25 Cool Thru*	62
BGL0571416	Axial 2+2 Outlet in Y ER16+ER16	30	BGL1030320	Axial Rear-Set Driven Tool ERA20	62
BGL0571425	Axial 2+2 Outlet in Y ER25+ER25	30	BGL1030325	Axial Rear-Set Driven Tool ERA25	62
BGL0580120	±90° Adj. Angle Rear-Set ER20	36	BGL1030420	Axial Rear-Set Driven Tool ERA20 Cool Thru*	62
BGL0580125	±90° Adj. Angle Rear-Set ER25	36	BGL1030425	Axial Rear-Set Driven Tool ERA25 Cool Thru*	62
BGL0590832	Axial Geared Down ER32	18	BGL1050216	Radial Single Side Twin Head Driven Tool in Y ERA16	60
BGL0591225	Axial Geared Down ER25 Cool Thru*	18	BGL1060216	Axial Single Side Twin Head Driven Tool in Y ERA16	65
BGL0591332	Axial Geared Down ER32 Cool Thru*	18	BGL1081108	Gear Hobber 1:1	67
BGL0591617	Axial Geared Down 16x17	18	BGL1081110	Gear Hobber 1:1	67
BGL0592219	Axial Geared Down 22x19	18	BGL1081113	Gear Hobber 1:1	67
BGL0592240	Axial Geared Down 22x40	18	BGL1081116	Gear Hobber 1:1	67
BGL0592721	Axial Geared Down 27x21	18	BGL1081155	Gear Hobber 1:1	67
BGL0592733	Axial Geared Down 27x33	18	BGL1082108	Gear Hobber Geared-Down 2:1	67
BGL0600125	Radial Heavy Duty ER25	3	BGL1082110	Gear Hobber Geared-Down 2:1	67
BGL0600132	Radial Heavy Duty ER32	3	BGL1082113	Gear Hobber Geared-Down 2:1	67
BGL0600140	Radial Heavy Duty ER40	3	BGL1082116	Gear Hobber Geared-Down 2:1	67
BGL0600232	Radial Heavy Duty ER32 Cool Thru*	3	BGL1082155	Gear Hobber Geared-Down 2:1	67
BGL0600240	Radial Heavy Duty ER40 Cool Thru*	3	BGL1090120	Axial Geared-Up 1:2 Rear-Set ER20	63
BGL0600516	Radial Heavy Duty Mill Arbor 16x17mm	3	BGL1090125	Axial Geared-Up 1:2 Rear-Set ER25	63
BGL0600522	Radial Heavy Duty Mill Arbor 22x19mm	3	BGL1090220	Axial Geared-Up 1:2 Rear-Set ER20 Cool Thru*	63
BGL0610240	Radial MTSK-40 Driven Tool Cool Thru*	1	BGL1090225	Axial Geared-Up 1:2 Rear-Set ER25 Cool Thru*	63
BGL0620225	Radial ER25 Cool Thru*	1	BGL1090320	Axial Geared-Up 1:2 Rear-Set ERA20	63
BGL0620232	Radial ER32 Cool Thru*	1	BGL1090325	Axial Geared-Up 1:2 Rear-Set ERA25	63
BGL0640140	Axial MTSK-40	12	BGL1090420	Axial Geared-Up 1:2 Rear-Set ERA20 Cool Thru*	63
BGL0640240	Axial MTSK-40 Cool Thru*	12	BGL1090425	Axial Geared-Up 1:2 Rear-Set ERA25 Cool Thru*	63
BGL0650125	Axial Driven Tool ER25	11	BGL1100120	0-180 Adj. Angle ERA16	66
BGL0650132	Axial Driven Tool ER32	11	BGL1100220	0-180 Adj. Angle ERA16 Cool Thru*	66
BGL0650140	Axial Driven Tool ER40	11	BGL1101120	0-180 Adj. Angle ERA16	66
BGL0650225	Axial Driven Tool ER25 Cool Thru*	11	BGL1101220	0-180 Adj. Angle ERA16 Cool Thru*	66
BGL0650232	Axial Driven Tool ER32 Cool Thru*	11	BGL1120316	Axial Geared-Up 1:3 Rear-Set ERA16	64
BGL0650240	Axial Driven Tool ER40 Cool Thru*	11	BGL1120416	Axial Geared-Up 1:3 Rear-Set ERA16 Cool Thru*	64
BGL0650325	Axial Driven Tool ERA25	11	BGL1130316	Radial ERA16 Redirected in Z by 36mm	58
BGL0650425	Axial Driven Tool ERA25 Cool Thru*	11	BGL1130416	Radial ERA16 Redirected in Z by 36mm Cool Thru*	58
BGL0650516	Axial Mill Head Ø16x17	11	BGL1131316	Radial Geared-Up 1:2 ERA16	59
BGL0650522	Axial Mill Head Ø22x19	11	BGL1131416	Radial Geared-Up 1:2 ERA16 Cool Thru*	59
BGL0650527	Axial Mill Head Ø27x21	11	BGL1132316	Radial Geared-Up 1:3 ERA16	59
BGL0662520	Axial Opposite Face ERA25+ERA20	26	BGL1132416	Radial Geared-Up 1:3 ERA16 Cool Thru*	59
BGL0663225	Axial Opposite Face ER32+ER25	26	BGL1140126	Radial Blade Holder with Blade Kit	70
BGL0675010	Radial Single Rear Set Static Capto C5 Right Hand	55	BGL1170120	Axial Driven Tool ER20	61
BGL0675010L	Radial Single Rear Set Static Capto C5 Left Hand C	55	BGL1170220	Axial Driven Tool ER20 Cool Thru*	61
BGL0684010	Axial Rear Set Single Static Capto C4 Right Hand	56	BGL1170516	Axial Mill Head 16x17mm	61
BGL0684010L	Axial Rear Set Single Static Capto C4 Left Hand C	56	BGL1180120	Axial Driven Tool ER20	61
BGL0685010	Axial Rear-Set Single Static Capto C5 Right Hand	56	BGL1190320	Radial Reinforced ER20 Driven Tool	58
BGL0685010L	Axial Rear-Set Single Static Capto C5 Left Hand C	56	BGL1190325	Radial Reinforced ER25 Driven Tool	58
BGL0690116	Axial Rear Set Geared-up 1:3 ER16	20	BGL1230132	Radial MTSK-32 Driven Tool	57
BGL0690216	Axial Rear Set Geared-up 1:3 ER16 Cool Thru*	20	BGL1230232	Radial MTSK-32 Driven Tool Cool Thru*	57
BGL0720120	±90° Adjustable Angle Rear-Set ER20	36	BGL1240132	Axial MTSK-32 Rear-Set Driven Tool	63
BGL0720125	±90° Adjustable Angle Rear-Set ER25	36	BGL1240232	Axial MTSK-32 Rear-Set Driven Tool Cool Thru*	63
BGL0750225	Radial Geared-Up 1:2 ER25 Cool Thru*	5	BGL1270200	Broaching/Slotting Tool H=70mm	67
BGL1010120	Axial Driven Tool ER20	62	BGL1289108	Axial Weldon 8 for Internal Polygon-Making	64
BGL1010220	Axial Driven Tool ER20 Cool Thru*	62	BGL1289110	Axial Weldon 10 for Internal Polygon-Making	64
			BGL1289112	Axial Weldon 12 for Internal Polygon-Making	64
			BGL1289116	Axial Weldon 16 for Internal Polygon-Making	64
			BGL1289125	Axial ER25 for Internal Polygon-Making	64

Table of Contents

Part Number Index

BGL1301905	Axial Single BBH 3/4"	71	MTSK40A09	MTSK-40 Adaptor ER11	76
BGL1302000	Axial Single BBH 20mm	71	MTSK40B02	MTSK-40 Adaptor ERA25	76
BGL1311905	Axial Single BBH 3/4"	72	MTSK40B03	MTSK-40 Adaptor ERA20	76
BGL1312000	Axial Single BBH 20mm	72	MTSK40C02	MTSK-40 Adaptor Mill Ø16x17	77
BGL1312500	Axial Single BBH 25mm	71	MTSK40C03	MTSK-40 Adaptor Mill 3/4"	77
BGL1312540	Axial Single BBH 1"	71	MTSK40C04	MTSK-40 Adaptor Mill Ø22x19	77
BGL1322000	Axial Double BBH in Y 20mm	72	MTSK40C05	MTSK-40 Adaptor Mill Ø27x21	77
BGL1331600	Radial Single Side Twin Static 16mm	69	MTSK40D01	MTSK-40 Adaptor Weldon 6	77
BGL1352020	Axial Opposite Face ERA20+ERA20	65	MTSK40D02	MTSK-40 Adaptor Weldon 8	77
BGL1370126L	Radial Blade Holder Cool Thru* Left Version	70	MTSK40D03	MTSK-40 Adaptor Weldon 10	77
BGL1370126R	Radial Blade Holder Cool Thru* Right Version	70	MTSK40D04	MTSK-40 Adaptor Weldon 12	77
BGL1381600	Radial Double Side Twin Static Tool Ø16mm	69	MTSK40D06	MTSK-40 Adaptor Weldon 16	77
BGL1392000	Axial Single Rear Set BBH Ø20mm	72	MTSK40D07	MTSK-40 Adaptor Weldon 20	77
BGL1402000	Radial Single Static Tool Ø20mm	68	MTSK40D11	MTSK-40 Adaptor Weldon 1/4"	77
BGL1412000	Radial Single Rear Set Static Tool Ø20mm	68	MTSK40D12	MTSK-40 Adaptor Weldon 5/16"	77
BGL1422000	Axial Single Static Tool Ø20mm	71	MTSK40D13	MTSK-40 Adaptor Weldon 3/8"	77
BLADEKIT	Blade Kit: 1 Blade, 10 Inserts	70	MTSK40D14	MTSK-40 Adaptor Weldon 1/2"	77
BLADEKIT	Blade Kit: 1 Blade, 10 Inserts	47	MTSK40D21	MTSK-40 Adaptor Weldon 6	77
C			MTSK40D24	MTSK-40 Adaptor Weldon 10	77
COOL THRU	Blade Kit: 1 Blade, 10 Inserts	47	MTSK40D25	MTSK-40 Adaptor Weldon 12	77
BLADEKIT			MTSK40F01	MTSK-40 Adaptor Mill 1/2"	77
COOL THRU	Blade Kit: 1 Blade, 10 Inserts	70	MTSK40G03	MTSK-40 Adaptor MR25	77
BLADEKIT			MTSK40H01	MTSK-40 Adaptor Morse 1	77
K			MTSK40H02	MTSK-40 Adaptor Morse 2	77
KIT1000005	3/4" Plug to Make BBH Cool Thru*	72	MTSK40T00	MTSK-40 Cover Plug	77
KIT1000005	3/4" Plug to Make BBH Cool Thru*	71			
KIT1000006	1" or 25mm Plug to Make BBH Cool Thru*	71			
KIT1000006	1" or 25mm Plug to Make BBH Cool Thru*	52			
KIT1000006	1" or 25mm Plug to Make BBH Cool Thru*	52			
KIT1000007	32mm Plug to Make BBH Cool Thru*	50			
KIT1000007	32mm Plug to Make BBH Cool Thru*	49			
KIT1000007	32mm Plug to Make BBH Cool Thru*	50			
KIT1000008	40mm Plug to Make BBH Cool Thru*	50			
KIT1000008	40mm Plug to Make BBH Cool Thru*	49			
KIT1000008	40mm Plug to Make BBH Cool Thru*	50			
KIT1000010	1-1/4" Plug to Make BBH Cool Thru*	50			
KIT1000010	1-1/4" Plug to Make BBH Cool Thru*	50			
KIT1000010	1-1/4" Plug to Make BBH Cool Thru*	49			
KIT1000011	1-1/2" Plug to Make BBH Cool Thru*	49			
KIT1000011	1-1/2" Plug to Make BBH Cool Thru*	50			
KIT1000011	1-1/2" Plug to Make BBH Cool Thru*	50			
KIT1000015	20mm Plug to Make BBH Cool Thru*	72			
KIT1000015	20mm Plug to Make BBH Cool Thru*	72			
KIT1000015	20mm Plug to Make BBH Cool Thru*	71			
KIT1000015	20mm Plug to Make BBH Cool Thru*	72			
KIT1003008	40mm Plug to Make BBH Cool Thru*	49			
KIT1003009	2" or 50mm Plug to Make BBH Cool Thru*	49			
KIT1003011	1-1/2" Plug to Make BBH Cool Thru*	49			
KIT1003012	60mm Plug to Make BBH Cool Thru*	49			
M					
MTSK32A03	MTSK-32 Adaptor ER25	75			
MTSK32B03	MTSK-32 Adaptor ERA20	75			
MTSK32B04	MTSK-32 Adaptor ERA16	75			
MTSK32C02	MTSK-32 Adaptor Mill Ø16x17	75			
MTSK32D01	MTSK-32 Adaptor Mill Weldon 6	75			
MTSK32D02	MTSK-32 Adaptor Mill Weldon 8	75			
MTSK32D03	MTSK-32 Adaptor Mill Weldon 10	75			
MTSK32D04	MTSK-32 Adaptor Mill Weldon 12	75			
MTSK32T00	MTSK-32 Cover Plug	75			
MTSK40A02	MTSK-40 Adaptor ER32	76			
MTSK40A03	MTSK-40 Adaptor ER25	76			
MTSK40A05	MTSK-40 Adaptor ER16	76			
MTSK40A06	MTSK-40 Adaptor ER16	76			
MTSK40A07	MTSK-40 Adaptor ER16	76			
MTSK40A08	MTSK-40 Adaptor ER11	76			