

DRIVEN and STATIC TOOLING  
For  
**GOODWAY**



10139 BERGIN RD.

HOWELL, MI 48843

PHONE : 877-91-TOOLS ( 810-632-4446 )

FAX: 877-92-TOOLS ( 810-632-4467 )

EMAIL: [info@mdtooling.com](mailto:info@mdtooling.com)

WEBSITE: [www.mdtooling.com](http://www.mdtooling.com)

# Live Tooling



M. T. Marchetti, a major live tool manufacturer in northern Italy, is a leader in live tool technology. The formula is simple. Use only the best angular contact high-speed bearings available. Add to this an exacting tolerances for all ground shafts, gears and bearing pocket features. Next, develop a sealed system that **will not** allow any contamination from chips or coolant.

Top this all off with a superior design and you end up with a live tool that is more rigid, faster and will last longer. **We back this up with a 2-Year factory warranty.**

## **Our Live Tool Warranty**

Our tooling will give years of service in the most demanding applications. The superior design and rugged construction has proven this over the last 12 years. The reliability of our tools allows us to provide a 2-year factory warranty, for non-wear components.

MD Tooling will repair any defective tool holders for a period of 2 years from the date of purchase.

## **Product Range**

We have the largest range of live tooling available for most major machine tool manufactures.

Our available products include an extensive line of standard live tooling as well as specialty tool holders such as 0-180 adjustable angle tool holders, gear hobbors, and even worm gear generators. Our product range includes geared up holders to 60,000 RPM and are engineered for 1,000 PSI coolant through.

We are an industry leader in providing complete tooling solutions with hundreds of static tool options as well.

## **Technical Support**

Here at MD Tooling we have a full technical support department with over 35 years of CNC experience.

Our highly qualified staff can help with part processing, tooling up a job from a blue print and even assist with part programming. Applications Engineers are always available by phone to answer any questions you may have about our tooling or any other CNC related issue.

## **Stock and Replenishment**

MD Tooling maintains an extensive inventory of tooling in our warehouse in Michigan. Our current "fill" rate on orders is 93% from our stock in Michigan for same day shipping.

Should you require a non-stock item, our manufacturer, M.T. Marchetti also maintains a large inventory in Italy. Tooling can be obtained in as little as 3-5 business days.

## **Shipping**

MD Tooling realizes that when you need tooling, often you can't wait until the next day. We process orders and ship from available stock right up until 4PM EST to make certain we get your tooling solutions to you as quickly as possible.

We regularly ship throughout the day via UPS, FedEx or any other carrier that a customer requests.



10139 Bergin Road  
Howell, MI 48843  
**Phone:** (810) 632-4446  
**Fax:** (810) 632-4467  
**Email:** [info@mdtooling.com](mailto:info@mdtooling.com)  
**Web:** [www.mdtooling.com](http://www.mdtooling.com)

- Fast, Friendly, Reliable Service!
- Quality tooling at highly competitive pricing.
- 2-Year Warranty on all live tools.
- Extensive inventory. We currently ship over 93% of all orders same day.
- In-house repair services available.
- If a warranty tool needs to be returned for inspection, service or repair, loaner tools are available to keep your machine tool production up and running.
- More specialty tool holders than any other manufacturer.
- Custom tool holders available.
- All available tooling may not be shown in this catalog. If you can't find the holder you're looking for, please contact our office for assistance.



# Table of Contents

## Categorized Listing

<b>GS2000/2600/2800/3000/3300/3600/4000 12ST.</b>	
<b>GMS2000 12ST.</b>	<b>1</b>
<b>DRIVEN</b>	<b>1</b>
RADIAL DRIVEN TOOL	1
RADIAL DRIVEN TOOL REDIRECTED IN Z BY 45mm	2
RADIAL GEARED-DOWN 2:1 DRIVEN TOOL REDIRECTED IN Z BY 45mm	2
RADIAL GEARED-UP 1:2 DRIVEN TOOL REDIRECTED IN Z BY 45mm	3
RADIAL SINGLE SIDE TWIN HEAD DRIVEN TOOL IN Y	3
RADIAL SINGLE SIDE TWIN HEAD DRIVEN TOOL IN Z	4
RADIAL MULTIPLE 6 OUTLET DRIVEN TOOL	4
RADIAL INVERTED DRIVEN TOOL RE-DIRECTED IN Z	5
AXIAL DRIVEN TOOL	6
QUICK CHANGE AXIAL MTSK DRIVEN TOOL	7
AXIAL REAR-SET DRIVEN TOOL	7
AXIAL GEARED-DOWN 2:1 DRIVEN TOOL	8
AXIAL GEARED-UP 1:2 DRIVEN TOOL	9
AXIAL OPPOSITE FACE TWIN DRIVEN TOOL	9
AXIAL GEARED-UP 1:2 OPPOSITE FACE TWIN DRIVEN TOOL	10
AXIAL SINGLE SIDE TWIN HEAD DRIVEN TOOL IN Y	10
AXIAL MULTIPLE 4/8 OUTLET DRIVEN TOOL	11
(0-180) ADJUSTABLE ANGLE DRIVEN TOOL	11
(0-180) ADJUSTABLE ANGLE DRIVEN TOOL WITH DIGITAL DISPLAY	12
(0-180) ADJUSTABLE ANGLE DRIVEN TOOL GEARED-UP 1:2	13
(0-180) ADJUSTABLE ANGLE DRIVEN TOOL GEARED-UP 1:2 WITH DIGITAL DISPLAY	13
DRIVEN GEAR HOBBER	14
REINFORCED DRIVEN GEAR HOBBER	14
DRIVEN TOOL FOR WORM SCREWS	15
<b>STATIC</b>	<b>16</b>
RADIAL SINGLE STATIC TOOL	16
RADIAL REAR-SET SINGLE STATIC TOOL	16
RADIAL SINGLE SIDE TWIN STATIC TOOL	17
RADIAL DOUBLE STATIC TOOL	17
RADIAL DOUBLE SIDE TWIN STATIC TOOL	18
RADIAL DOUBLE BLADE HOLDER WITH BLADE KIT	18
RADIAL DOUBLE TWIN-SIDE BLADE HOLDER WITH BLADE KIT	19
RADIAL DOUBLE BLADE HOLDER WITH INTERNAL COOLANT - BLADE KIT NOT INCLUDED	19
AXIAL SINGLE STATIC TOOL	20
AXIAL SINGLE BORING BAR HOLDER 2" H=80mm	20
AXIAL SINGLE BORING BAR HOLDER 1-1/2" H=80mm	21
AXIAL SINGLE EXTENDED BORING BAR HOLDER 40mm H=80mm	21
AXIAL 2+2 POSITION UPRIGHT BORING BAR HOLDER 1-1/4"	22
AXIAL 3+3 POSITION UPRIGHT BORING BAR HOLDER 1"	22
AXIAL 3 POSITION UPRIGHT REAR SET BORING BAR HOLDER 1"	23
AXIAL 3+3 POSITION BORING BAR HOLDER 1-1/4"	23
AXIAL 4+4 POSITION BORING BAR HOLDER 1"	24
AXIAL 8 POSITION BORING BAR HOLDER 3/4"	24
TAILSTOCK FOR SUBSPINDLE	24
<b>CAPTO</b>	<b>25</b>
RADIAL DRIVEN TOOL COROMANT CAPTO	25
AXIAL DRIVEN TOOL COROMANT CAPTO	25
RADIAL SINGLE STATIC TOOL COROMANT CAPTO	26
RADIAL DOUBLE STATIC TOOL COROMANT CAPTO	26
RADIAL DOUBLE 2+2 UPRIGHT POSITION STATIC TOOL COROMANT CAPTO	27
RADIAL DOUBLE 3+3 UPRIGHT POSITION STATIC TOOL COROMANT CAPTO	27
AXIAL SINGLE STATIC TOOL COROMANT CAPTO	28
AXIAL REAR-SET SINGLE STATIC TOOL COROMANT CAPTO	28
AXIAL OPPOSITE FACE TWIN STATIC TOOL COROMANT CAPTO	29
<b>GS200/230/260/280 - GA200/260/280</b>	
<b>GA2000/2600/2800/3000/3300/3600</b>	<b>30</b>

<b>DRIVEN</b>	<b>30</b>
RADIAL DRIVEN TOOL	30
RADIAL REINFORCED DRIVEN TOOL	30
QUICK CHANGE RADIAL MTSK DRIVEN TOOL	31
RADIAL SINGLE SIDE TWIN HEAD DRIVEN TOOL IN Y	31
RADIAL SPECIAL DRIVEN TOOL RE-DIRECTED IN Z BY 376mm	32
RADIAL SPECIAL DRIVEN TOOL IN Y	32
AXIAL DRIVEN TOOL	33
AXIAL REINFORCED DRIVEN TOOL H=55mm	33
QUICK CHANGE AXIAL MTSK DRIVEN TOOL	34
AXIAL OPPOSITE FACE TWIN DRIVEN TOOL	34
(0-180) ADJUSTABLE ANGLE DRIVEN TOOL	35
DRIVEN GEAR HOBBER	36
RADIAL DRIVEN GEAR HOBBER	36
REINFORCED DRIVEN GEAR HOBBER	37
DRIVEN TOOL FOR WORM SCREWS	37
BROACHING/SLOTTING DRIVEN TOOL 25mm STROKE H=80mm	38
BROACHING/SLOTTING DRIVEN TOOL 50mm STROKE H=80mm	38
<b>STATIC</b>	<b>39</b>
RADIAL SINGLE SIDE TWIN STATIC TOOL	39
RADIAL DOUBLE STATIC TOOL	39
RADIAL DOUBLE SIDE TWIN STATIC TOOL	39
RADIAL DOUBLE BLADE HOLDER WITH BLADE KIT	40
RADIAL DOUBLE BLADE HOLDER WITH INTERNAL COOLANT - BLADE KIT NOT INCLUDED	40
<b>CAPTO</b>	<b>41</b>
RADIAL DRIVEN TOOL CAPTO C4	41
AXIAL DRIVEN TOOL CAPTO C4	41
RADIAL REAR-SET SINGLE STATIC TOOL CAPTO C4	42
RADIAL REAR SET SINGLE STATIC TOOL CAPTO C5	42
AXIAL SINGLE STATIC TOOL CAPTO C4	43
AXIAL SINGLE STATIC TOOL CAPTO C5	43
<b>GTX2000/2600 16ST. - GTZ2000/2600 16ST.</b>	<b>44</b>
<b>DRIVEN</b>	<b>44</b>
RADIAL DRIVEN TOOL	44
QUICK CHANGE RADIAL MTSK-40 DRIVEN TOOL	44
RADIAL DRIVEN TOOL RE-DIRECTED IN Z BY 36mm	45
RADIAL GEARED-DOWN 2:1 DRIVEN TOOL RE-DIRECTED IN Z BY 36mm	45
RADIAL GEARED-UP 1:2 DRIVEN TOOL RE-DIRECTED IN Z BY 36mm	46
RADIAL GEARED-UP DRIVEN TOOL I=1:5.625	46
RADIAL SINGLE-SIDE TWIN HEAD DRIVEN TOOL IN Y-AXIS	46
AXIAL DRIVEN TOOL H=60mm	47
QUICK CHANGE AXIAL MTSK DRIVEN TOOL H=60mm	47
AXIAL DRIVEN TOOL H=70mm	48
QUICK CHANGE AXIAL MTSK DRIVEN TOOL H=70mm	49
AXIAL DRIVEN TOOL H=85mm	50
QUICK CHANGE AXIAL MTSK DRIVEN TOOL H=85mm	50
AXIAL REAR-SET DRIVEN TOOL	51
AXIAL GEARED-UP DRIVEN TOOL I=1:2	51
AXIAL GEARED-UP DRIVEN TOOL I=1:5.625	52
AXIAL DRIVEN TOOL FOR INTERNAL POLYGON MAKING	53
AXIAL OPPOSITE FACE DRIVEN TOOL	53
AXIAL OPPOSITE FACE DRIVEN TOOL REAR SET	54
AXIAL SINGLE SIDE TWIN HEAD DRIVEN TOOL	54
AXIAL GEARED-UP 1:2 SINGLE SIDE TWIN HEAD DRIVEN TOOL IN Y	55
AXIAL MULTIPLE 2+2 OUTLET DRIVEN TOOL IN Y	55
0-180 ADJUSTABLE ANGLE DRIVEN TOOL H=54mm	56
0-180 ADJUSTABLE ANGLE DRIVEN TOOL WITH DIGITAL DISPLAY H=54mm	56
0-180 ADJUSTABLE ANGLE DRIVEN TOOL H=88.5mm	57
0-180 ADJUSTABLE ANGLE DRIVEN TOOL WITH DIGITAL DISPLAY H=88.5mm	57
0-180 ADJUSTABLE ANGLE DRIVEN TOOL H=47.5mm	58

# Table of Contents

## Categorized Listing

<p>0-180 ADJUSTABLE ANGLE DRIVEN TOOL WITH DIGITAL DISPLAY H=47.5mm 58</p> <p>0-180 ADJUSTABLE ANGLE DRIVEN TOOL H=83mm 59</p> <p>0-180 ADJUSTABLE ANGLE DRIVEN TOOL WITH DIGITAL DISPLAY H=83mm 59</p> <p>0-180 ADJUSTABLE ANGLE GEARED-UP 1:2 DRIVEN TOOL H=47.5mm 60</p> <p>0-180 ADJUSTABLE ANGLE DRIVEN TOOL GEARED-UP 1:2 WITH DIGITAL DISPLAY H=47.5mm 60</p> <p>0-180 ADJUSTABLE ANGLE GEARED-UP 1:2 DRIVEN TOOL H=83mm 61</p> <p>0-180 ADJUSTABLE ANGLE DRIVEN TOOL GEARED-UP 1:2 WITH DIGITAL DISPLAY H=83mm 61</p> <p>GEAR HOBBER 62</p> <p>GEAR HOBBER - RADIAL DRIVEN 62</p> <p>QUICK CHANGE AXIAL MTSK-40 DRIVEN TOOL FOR POWER SKIVING H=90mm 63</p> <p>BROACHING/SLOTTING TOOL 50mm STROKE H=85mm 63</p> <p>BROACHING/SLOTTING TOOL 25mm STROKE H=85mm 63</p> <p>WORM GEAR DRIVEN TOOL 64</p> <p>DRIVEN TOOLHOLDER FOR STEADY REST - SIZE 1 64</p>	<p>AXIAL GEARED-DOWN 2:1 DRIVEN TOOL H=100mm 83</p> <p>AXIAL GEARED-UP 1:2 DRIVEN TOOL 83</p> <p>AXIAL OPPOSITE FACE DRIVEN TOOL H=85mm 84</p> <p>AXIAL OPPOSITE FACE DRIVEN TOOL H=95mm 84</p> <p>AXIAL OPPOSITE FACE DRIVEN TOOL H=100mm 85</p> <p>AXIAL OPPOSITE FACE DRIVEN TOOL H=100mm 85</p> <p>AXIAL SINGLE SIDE TWIN HEAD DRIVEN TOOL IN Y H=100mm 86</p> <p>0-180 ADJUSTABLE ANGLE DRIVEN TOOL H=54mm 87</p> <p>0-180 ADJUSTABLE ANGLE DRIVEN TOOL WITH DIGITAL DISPLAY H=54mm 87</p> <p>0-180 ADJUSTABLE ANGLE DRIVEN TOOL H=100mm 88</p> <p>0-180 ADJUSTABLE ANGLE DRIVEN TOOL WITH DIGITAL DISPLAY H=100mm 88</p> <p>0-180 ADJUSTABLE ANGLE DRIVEN TOOL H=72mm 89</p> <p>0-180 ADJUSTABLE ANGLE DRIVEN TOOL WITH DIGITAL DISPLAY H=72mm 89</p> <p>0-180 ADJUSTABLE ANGLE DRIVEN TOOL GEARED-UP 1:2 H=72mm 90</p> <p>0-180 ADJUSTABLE ANGLE DRIVEN TOOL GEARED-UP 1:2 WITH DIGITAL DISPLAY H=72mm 90</p> <p>DRIVEN GEAR HOBBER 91</p> <p>DRIVEN TOOL FOR WORM SCREWS 91</p> <p>QUICK CHANGE AXIAL MTSK-40 DRIVEN TOOL FOR POWER SKIVING H=100mm 92</p> <p>BROACHING/SLOTTING TOOL 50mm STROKE H=85mm 92</p> <p>BROACHING/SLOTTING TOOL 25mm STROKE H=85mm 93</p> <p>BROACHING/SLOTTING TOOL 50mm STROKE H=100mm 93</p> <p>BROACHING/SLOTTING TOOL 25mm STROKE H=100mm 94</p> <p>DRIVEN TOOLHOLDER FOR SLIDING STEADY REST-SIZE 2 94</p>
<b>STATIC 65</b>	
<p>RADIAL SINGLE STATIC TOOL 65</p> <p>RADIAL SINGLE STATIC TOOL H=100mm 65</p> <p>RADIAL SINGLE SIDE TWIN STATIC TOOL 65</p> <p>RADIAL DOUBLE SIDE TWIN STATIC TOOL 66</p> <p>RADIAL DOUBLE BLADE HOLDER WITH BLADE KIT 66</p> <p>RADIAL BLADE HOLDER WITH INTERNAL COOLANT-BLADE KIT NOT INCLUDED 66</p> <p>AXIAL STATIC TOOL 67</p> <p>AXIAL SINGLE BORING BAR HOLDER H=60mm 67</p> <p>AXIAL SINGLE BORING BAR HOLDER H=75mm 67</p> <p>AXIAL SINGLE BORING BAR HOLDER H=100mm 68</p> <p>AXIAL REAR-SET BORING BAR HOLDER H=100mm 69</p> <p>AXIAL 2 + 2 POSITION BORING BAR HOLDER 69</p> <p>AXIAL 4 + 4 POSITION BORING BAR HOLDER 70</p> <p>TAILSTOCK FOR SUBSPINDLE 70</p>	<p><b>STATIC 95</b></p> <p>RADIAL STATIC HOLDER H=75mm 95</p> <p>RADIAL STATIC HOLDER H=90mm 95</p> <p>RADIAL DOUBLE STATIC HOLDER 95</p> <p>RADIAL DOUBLE STATIC HOLDER H=75mm 96</p> <p>RADIAL DOUBLE SIDE TWIN STATIC TOOL 96</p> <p>RADIAL BLADE HOLDER WITH BLADE KIT 97</p> <p>RADIAL BLADE HOLDER WITH INTERNAL COOLANT-BLADE KIT NOT INCLUDED 97</p> <p>AXIAL STATIC TOOL 98</p> <p>AXIAL SINGLE BORING BAR HOLDER 40mm H=100mm 98</p> <p>AXIAL SINGLE BORING BAR HOLDER 50mm H=100mm 98</p> <p>AXIAL SINGLE BORING BAR HOLDER 60mm H=100mm 99</p> <p>DOUBLE AXIAL 2+2 BORING BAR HOLDER 99</p> <p>AXIAL 4 + 4 BORING BAR HOLDER 100</p> <p>TAILSTOCK FOR SUBSPINDLE 100</p>
<b>CAPTO 71</b>	
<p>SINGLE REAR-SET RADIAL STATIC TOOL CAPTO C4 71</p> <p>AXIAL REAR-SET SINGLE BORING BAR HOLDER CAPTO C4 71</p>	
<p><b>GTX2000/2600 12ST. - GTZ2000/2600 12ST. GS2000/2800 16ST. - GMT2000 - GMS2000 15ST. - GLS2800/3300 12ST. - GTH2000/2600 12ST. 72</b></p>	
<b>DRIVEN 72</b>	
<p>RADIAL REINFORCED DRIVEN TOOL 72</p> <p>QUICK CHANGE RADIAL MTSK REINFORCED DRIVEN TOOL 72</p> <p>RADIAL GEARED-DOWN 2:1 DRIVEN TOOL REDIRECTED 80mm IN Z 73</p> <p>RADIAL GEARED-UP 1:2 DRIVEN TOOL REDIRECTED 36mm IN Z 73</p> <p>RADIAL SINGLE-SIDE TWIN HEAD DRIVEN TOOL IN Y-AXIS 73</p> <p>RADIAL SINGLE SIDE 3 OUTLET DRIVEN TOOL IN Y 74</p> <p>RADIAL INVERTED DRIVEN TOOL 250mm INTERAXIS 74</p> <p>AXIAL DRIVEN TOOL H=85mm 75</p> <p>AXIAL REINFORCED DRIVEN TOOL H=85mm 76</p> <p>QUICK CHANGE AXIAL MTSK DRIVEN TOOL H=85mm 77</p> <p>QUICK CHANGE AXIAL MTSK REINFORCED DRIVEN TOOL H=85mm 77</p> <p>AXIAL DRIVEN TOOL H=95mm 78</p> <p>AXIAL REINFORCED DRIVEN TOOL H=95mm 78</p> <p>QUICK CHANGE AXIAL MTSK DRIVEN TOOL H=95mm 79</p> <p>QUICK CHANGE AXIAL MTSK REINFORCED DRIVEN TOOL H=95mm 79</p> <p>AXIAL REAR SET DRIVEN TOOL H=95mm 80</p> <p>AXIAL DRIVEN TOOL H=100mm 81</p> <p>AXIAL REINFORCED DRIVEN TOOL H=100mm 81</p> <p>QUICK CHANGE AXIAL MTSK DRIVEN TOOL H=100mm 82</p> <p>QUICK CHANGE AXIAL MTSK REINFORCED DRIVEN TOOL H=100mm 82</p>	<p><b>CAPTO 101</b></p> <p>RADIAL DRIVEN TOOL CAPTO C4 101</p> <p>AXIAL DRIVEN TOOL CAPTO C4 H=85mm 102</p> <p>AXIAL DRIVEN TOOL CAPTO C4 H=95mm 102</p> <p>AXIAL DRIVEN TOOL CAPTO C4 H=100mm 103</p> <p>AXIAL OPPOSITE FACE TWIN DRIVEN TOOL CAPTO C4 H=85mm 103</p> <p>RADIAL DOUBLE STATIC TOOL WITH SEAT FOR CAPTO CONNECTION 104</p> <p>RADIAL TOOL WITH SEAT FOR CAPTO CONNECTION 104</p> <p>RADIAL SINGLE REAR-SET STATIC CAPTO C4 105</p> <p>RADIAL SINGLE REAR-SET STATIC CAPTO C6 105</p> <p>AXIAL SINGLE STATIC TOOL CAPTO C6 106</p>
<p><b>GLS150/200M/Y GLS1500/2000M/LY/LMS/LYS - GTS150MMX/XY - GTW1500 107</b></p>	
<b>DRIVEN 107</b>	
<p>RADIAL DRIVEN TOOL 107</p> <p>AXIAL DRIVEN TOOL H=65mm 108</p> <p>(0-180) ADJUSTABLE ANGLE DRIVEN TOOL 109</p> <p>(0-180) ADJUSTABLE ANGLE DRIVEN TOOL WITH DIGITAL DISPLAY 109</p>	

# Table of Contents

## Categorized Listing

(0-180) ADJUSTABLE ANGLE DRIVEN TOOL GEARED-UP 1:2	110
(0-180) ADJUSTABLE ANGLE DRIVEN TOOL GEARED-UP 1:2 WITH DIGITAL DISPLAY	110
BROACHING/SLOTTING DRIVEN TOOL 25mm STROKE H=85mm	111
BROACHING/SLOTTING DRIVEN TOOL 50mm STROKE H=85mm	111

### **ACCESSORIES** **112**

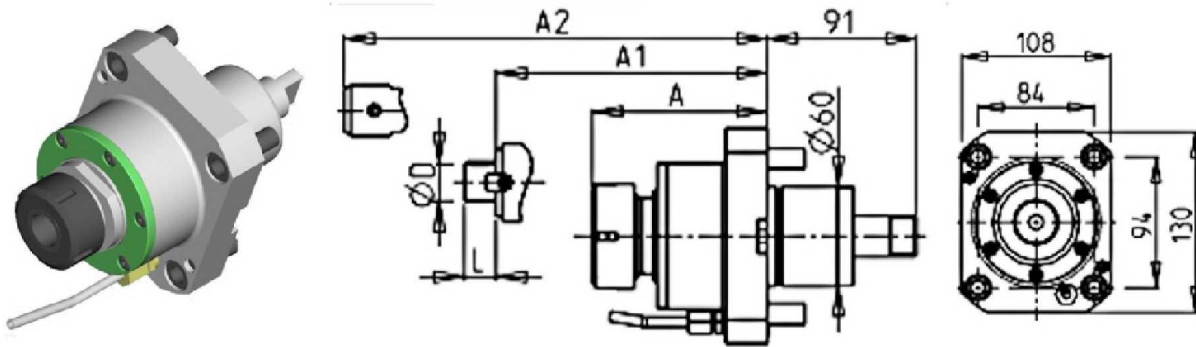
<b>DRIVEN</b>	<b>112</b>
MTSK-40 ER ADAPTORS	112
MTSK-40 MILL ADAPTORS	113
MTSK-50 ER ADAPTORS	114
MTSK-50 MILL ADAPTORS	115
POLYGON MAKING MILL HEAD (3 INSERTS)	116
POLYGON MAKING MILL HEAD (2 INSERTS)	116

---

## GS2000/2600/2800/3000/3300/3600/4000 12ST. - GMS2000 12ST.

### DRIVEN

#### RADIAL DRIVEN TOOL



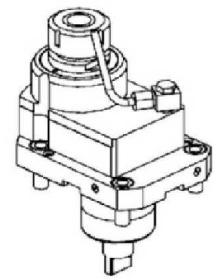
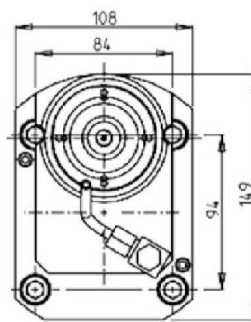
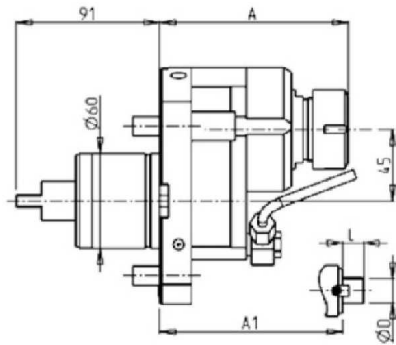

Part Number	Description	Spindle	I	RPM	Cool Thru	Ext Cool	A	A1	A2	D	L
GDW0020532	Radial ER32	ER32	1:1	6000		X	104.16				
GDW0021532	Radial ER32 Cool Thru	ER32	1:1	6000	X	X	104.16				
GDW0020732	Radial ER32 Cool Thru	ER32	1:1	6000	X		107.66				
GDW0020632	Radial ER32	ER32	1:1	6000		X	144.16				
GDW0021632	Radial ER32 Cool Thru	ER32	1:1	6000	X	X	144.16				
GDW0022132	Radial ER32 Short	ER32	1:1	6000		X	75.76				
GDW0020140	Radial ER40	ER40	1:1	6000		X	106.66				
GDW0021140	Radial ER40 Cool Thru	ER40	1:1	6000	X	X	106.66				
GDW0022140	Radial ER40 Short	ER40	1:1	6000		X	89.66				
GDW0022519	Radial Mill Head 1"x19mm	1"x19	1:1	6000		X	81.5			1"	21
GDW0020525	Radial Mill Head 1"x19mm Cool Thru	1"x19	1:1	6000	X	X	84.5			1"	21
GDW0021617	Radial Mill Head 16x17	16x17	1:1	6000		X	116			16	17
GDW0022219	Radial Mill Head 22x19	22x19	1:1	6000		X	106			22	19
GDW0020122	Radial Mill Head 22x19 Cool Thru	22x19	1:1	6000	X	X	106			22	19
GDW0022721	Radial Mill Head 27x21	27x21	1:1	6000		X	81.5			27	21
GDW0020120	Radial Weldon 20	Weldon20	1:1	6000		X				99.5	
GDW0020220	Radial Weldon 20 Cool Thru	Weldon20	1:1	6000	X	X				99.5	
GDW0020125	Radial Weldon 25	Weldon25	1:1	6000		X				109	
GDW0020425	Radial Weldon 25 Cool Thru	Weldon25	1:1	6000	X	X				109	
GDW0020132	Radial Weldon 32	Weldon32	1:1	6000		X				125.5	

\*Coolant Thru tools are designed for 400 psi MAX.  
They require 5 Micron Filtration and **CANNOT** be run dry.

## GS2000/2600/2800/3000/3300/3600/4000 12ST. - GMS2000 12ST.

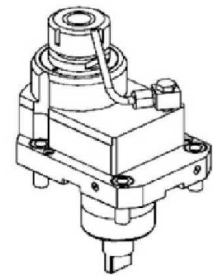
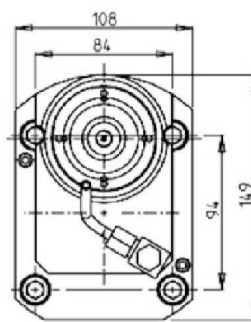
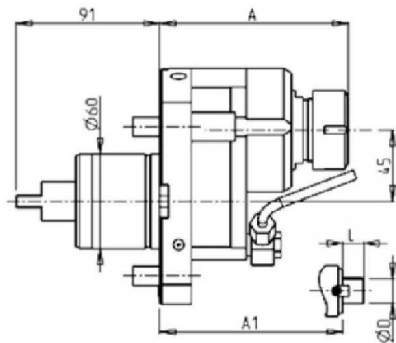

### DRIVEN

#### RADIAL DRIVEN TOOL REDIRECTED IN Z BY 45mm



Part Number	Description	Spindle	I	RPM	Reversible	Ext Cool	A	A1	D	L
GDW0060032	Radial Redirected in Z ER32	ER32	1:1	6000	X	X	119.66			
GDW0062225	Radial Redirected in Z 1"x19mm	1"x19	1:1	6000	X	X	98	1"	19	
GDW0061119	Radial Redirected in Z 3/4"x3/4"	3/4"x3/4"	1:1	6000	X	X	98	3/4"	3/4"	
GDW0061116	Radial Redirected in Z 16x17	16x17	1:1	6000	X	X	98	16	17	
GDW0061122	Radial Redirected in Z 22x19	22x19	1:1	6000	X	X	98	22	19	
GDW0061127	Radial Redirected in Z 27x21	27x21	1:1	6000	X	X	98	27	21	

#### RADIAL GEARED-DOWN 2:1 DRIVEN TOOL REDIRECTED IN Z BY 45mm



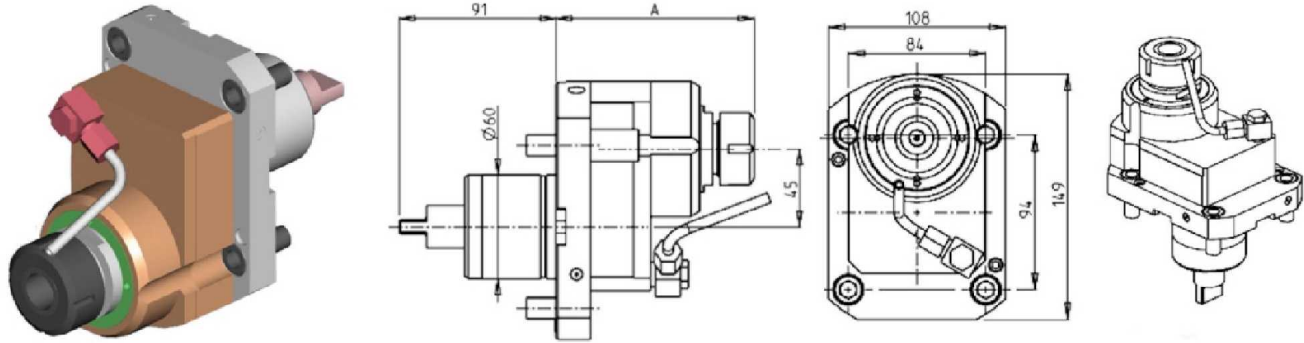
Part Number	Description	Spindle	I	RPM	Reversible	Ext Cool	A	A1	D	L
GDW0062132	Radial Geared-Down 2:1 Redirected in Z ER32	ER32	2:1	3000	X	X	119.66			
GDW0062125	Radial Geared-Down 2:1 Redirected in Z 1"x19	1"x19	2:1	3000	X	X	98	1"	19	
GDW0062119	Radial Geared-Down 2:1 Redirected in Z 3/4"x3/4"	3/4"x3/4"	2:1	3000	X	X	98	3/4"	3/4"	
GDW0062122	Radial Geared-Down 2:1 Redirected in Z 22x19	22x19	2:1	3000	X	X	98	22	19	
GDW0062127	Radial Geared-Down 2:1 Redirected in Z 27x21	27x21	2:1	3000	X	X	98	27	21	



**GS2000/2600/2800/3000/3300/3600/4000 12ST. - GMS2000 12ST.**

**DRIVEN**

**RADIAL GEARED-UP 1:2 DRIVEN TOOL REDIRECTED IN Z BY 45mm**



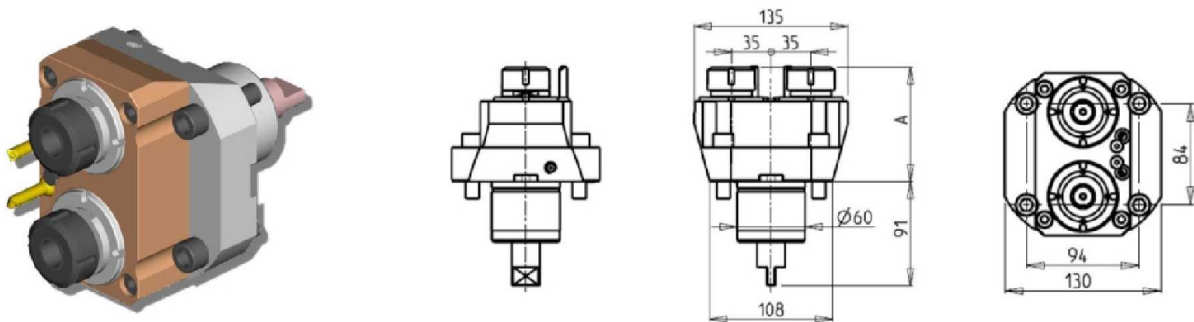
Part Number	Description	Spindle	I	MAX RPM	Reversible	Cool Thru	Ext Cool	A
GDW0061225	Radial Geared-Up 1:2 Redirected in Z ER25	ER25	1:2	12000	X		X	115.16
GDW0062425	Radial Geared-Up 1:2 Redirected in Z ER25 Cool Thru	ER25	1:2	10000	X	X	X	126.16

\* Coolant Thru tools are designed for 1000 psi. They require 5 Micron Filtration and **CANNOT** be run dry.

**RADIAL SINGLE SIDE TWIN HEAD DRIVEN TOOL IN Y**

**THIS TOOL WILL NOT FIT THE FOLLOWING MACHINE MODELS:**

*GMS2000 12ST.*



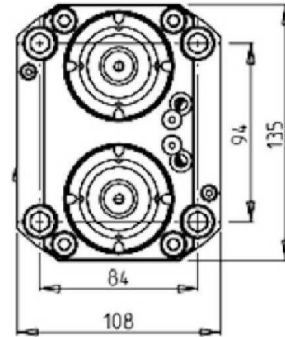
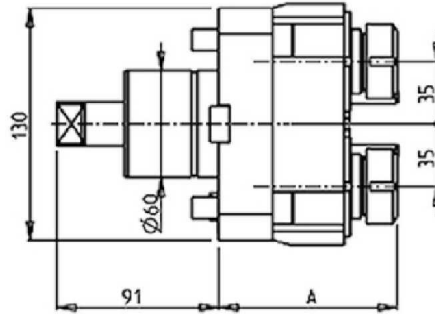

Part Number	Description	Spindle	I	RPM	Cool Thru	Ext Cool	A
GDW0141325	Radial Single Side Twin ERA25 Cool Thru	ERA25	1:1	6000	X	X	108.53
GDW0140225	Radial Single Side Twin ER25	ER25	1:1	6000		X	99.96
GDW0141225	Radial Single Side Twin ER25 Cool Thru	ER25	1:1	6000	X	X	115.2

\* Coolant Thru tools are designed for 1000 psi. They require 5 Micron Filtration and **CANNOT** be run dry.

**GS2000/2600/2800/3000/3300/3600/4000 12ST. - GMS2000 12ST.**

**DRIVEN**

**RADIAL SINGLE SIDE TWIN HEAD DRIVEN TOOL IN Z**



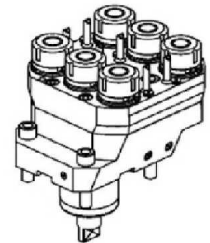
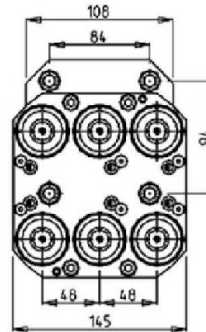
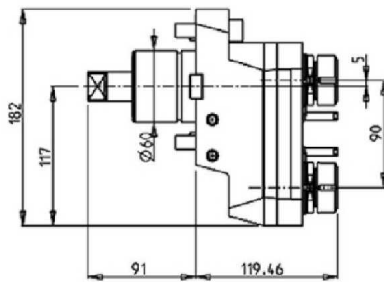

Part Number	Description	Spindle	I	RPM	Cool Thru	Ext Cool	A
GDW0151325	Radial Single Side Twin ERA25 Cool Thru	ERA25	1:1	6000	X	X	108.53
GDW0150225	Radial Single Side Twin ER25	ER25	1:1	6000		X	99.96
GDW0151225	Radial Single Side Twin ER25 Cool Thru	ER25	1:1	6000	X	X	115.2

\* Coolant Thru tools are designed for 1000 psi.  
They require 5 Micron Filtration and **CANNOT** be run dry.

**RADIAL MULTIPLE 6 OUTLET DRIVEN TOOL**

**THIS TOOL WILL NOT FIT THE FOLLOWING MACHINE MODELS:**

*GMS2000 12ST.*



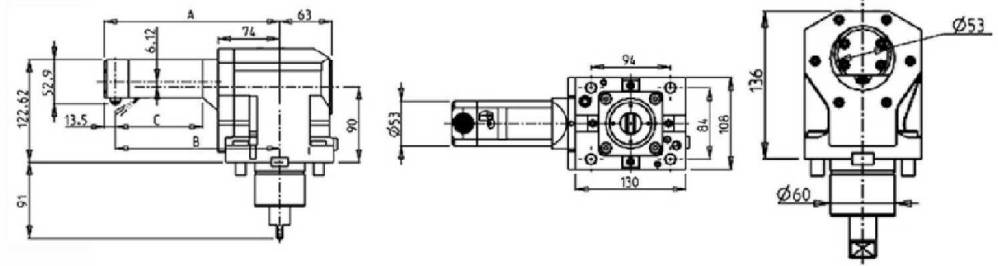

Part Number	Description	Spindle	I	RPM	# of Tools	Reversible	Ext Cool
GDW0160625	Radial Multiple 6 Outlet ER25	ER25	1:1	6000	6	X	X

**Note :** Wrenches are provided with the purchase of Specialty Toolholders

**GS2000/2600/2800/3000/3300/3600/4000 12ST. - GMS2000 12ST.**

**DRIVEN**

**RADIAL INVERTED DRIVEN TOOL RE-DIRECTED IN Z**



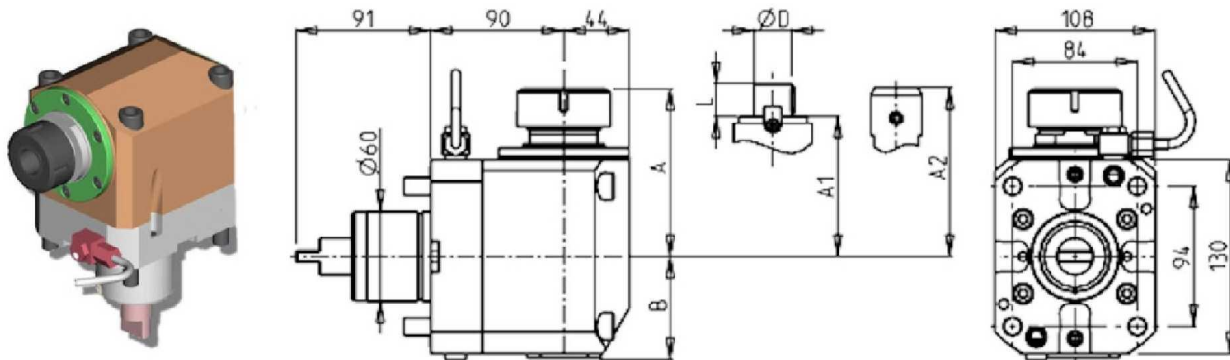
Part Number	Description	Spindle	I	RPM	Ext Cool	A	B	C
GDW0501055	Radial Inverted Driven Tool	CHG	1:1	6000	X	161.5	148	55
GDW0501105	Radial Inverted Driven Tool	CHG	1:1	6000	X	211.5	198	105
GDW0501155	Radial Inverted Driven Tool	CHG	1:1	6000	X	261.5	248	155

**Note :** Wrenches are provided with the purchase of Specialty Toolholders

## GS2000/2600/2800/3000/3300/3600/4000 12ST. - GMS2000 12ST.

### DRIVEN

#### AXIAL DRIVEN TOOL



Part Number	Description	Spindle	I	RPM	Reversible	Cool Thru	Ext Cool	A	A1	A2	B	D	L
GDW0010525	Axial Driven Tool ER25	ER25	1:1	6000	X		X	107.6			69		
GDW0011525	Axial Driven Tool ER25 Cool Thru	ER25	1:1	6000	X	X	X	107.6			79		
GDW0010332	Axial Driven Tool ERA32	ERA32	1:1	6000	X		X	98.5			69		
GDW0010432	Axial Driven Tool ERA32 Cool Thru	ERA32	1:1	6000	X	X	X	98.5			79		
GDW0010532	Axial Driven Tool ER32	ER32	1:1	6000	X		X	110.6			69		
GDW0011532	Axial Driven Tool ER32 Cool Thru	ER32	1:1	6000	X	X	X	110.6			79		
GDW0010140	Axial Driven Tool ER40	ER40	1:1	6000	X		X	112.6			69		
GDW0011140	Axial Driven Tool ER40 Cool Thru	ER40	1:1	6000	X	X	X	112.6			79		
GDW0012519	Axial Driven Tool 1"x19mm	1"x19	1:1	6000	X		X		87.5		69	1"	19
GDW0011617	Axial Driven Tool 16x17mm	16x17	1:1	6000	X		X		87.5		69	16	17
GDW0012219	Axial Driven Tool 22x19mm	22x19	1:1	6000	X		X		87.5		69	22	19
GDW0012721	Axial Driven Tool 27x21mm	27x21	1:1	6000	X		X		87.5		69	27	21
GDW0010120	Axial Driven Tool Weldon 20	Weldon20	1:1	6000	X		X			105.5	69		
GDW0010220	Axial Driven Tool Weldon 20 Cool Thru	Weldon20	1:1	6000	X	X	X			105.5	91.5		
GDW0010125	Axial Driven Tool Weldon 25	Weldon25	1:1	6000	X		X			115	69		
GDW0010225	Axial Driven Tool Weldon 25 Cool Thru	Weldon25	1:1	6000	X	X	X			115	91.5		
GDW0010132	Axial Driven Tool Weldon 32	Weldon32	1:1	6000	X		X			131.5	69		

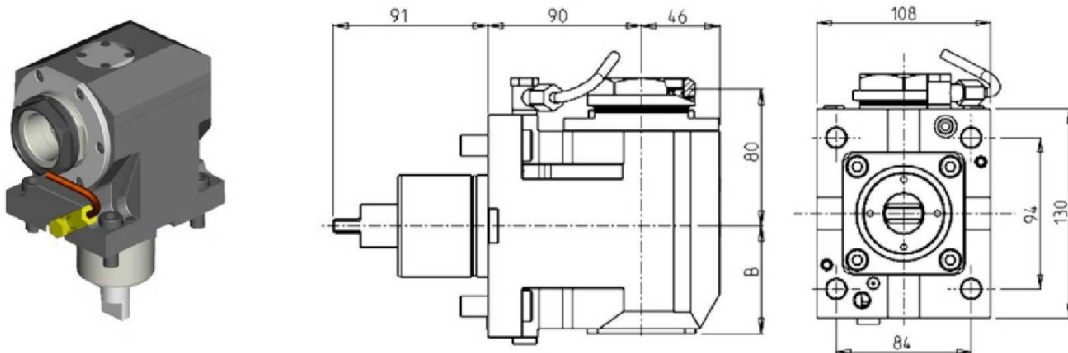
\* Coolant Thru tools are designed for 1000 psi.  
They require 5 Micron Filtration and **CANNOT** be run dry.

## GS2000/2600/2800/3000/3300/3600/4000 12ST. - GMS2000 12ST.

### DRIVEN

#### QUICK CHANGE AXIAL MTSK DRIVEN TOOL

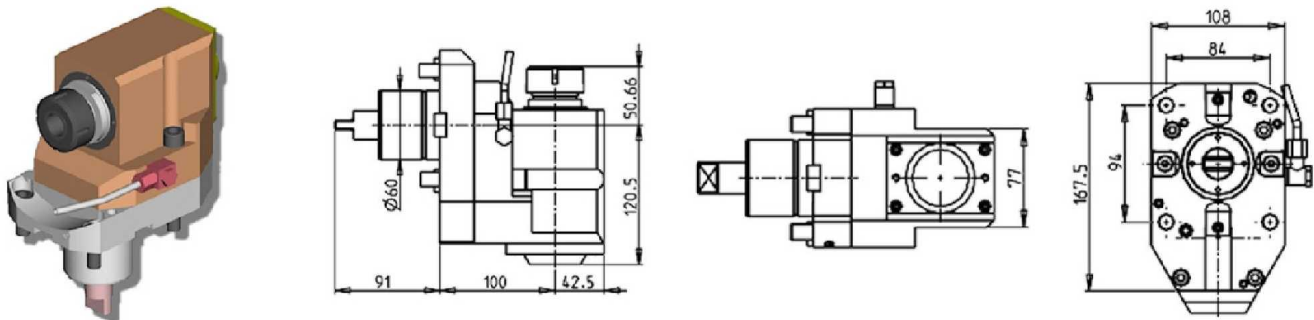
See Accessories for MTSK Quick Change Adaptors



Part Number	Description	Spindle	I	RPM	Reversible	Cool Thru	Ext Cool	B
GDW0490140	Axial MTSK-40 Driven Tool	MTSK-40	1:1	6000	X		X	63
GDW0490240	Axial MTSK-40 Driven Tool Cool Thru	MTSK-40	1:1	6000	X	X	X	76.5
GDW0490150	Axial MTSK-50 Driven Tool	MTSK-50	1:1	6000	X		X	63
GDW0490250	Axial MTSK-50 Driven Tool Cool Thru	MTSK-50	1:1	6000	X	X	X	76.5

\* Coolant Thru tools are designed for 1000 psi.  
They require 5 Micron Filtration and **CANNOT** be run dry.

#### AXIAL REAR-SET DRIVEN TOOL



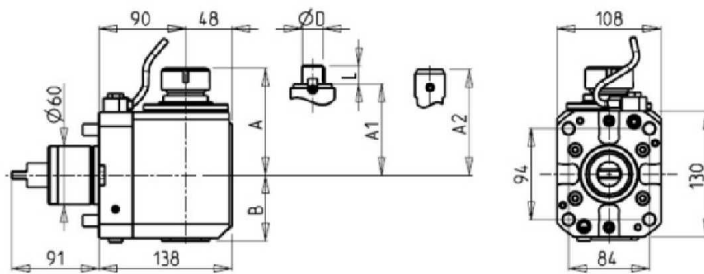

Part Number	Description	Spindle	I	RPM	Reversible	Cool Thru	Ext Cool	A
GDW0170632	Axial Rear-Set ER32	ER32	1:1	6000	X		X	121
GDW0171632	Axial Rear-Set ER32 Cool Thru	ER32	1:1	6000	X	X	X	135

\* Coolant Thru tools are designed for 1000 psi.  
They require 5 Micron Filtration and **CANNOT** be run dry.

## GS2000/2600/2800/3000/3300/3600/4000 12ST. - GMS2000 12ST.

### DRIVEN

#### AXIAL GEARED-DOWN 2:1 DRIVEN TOOL



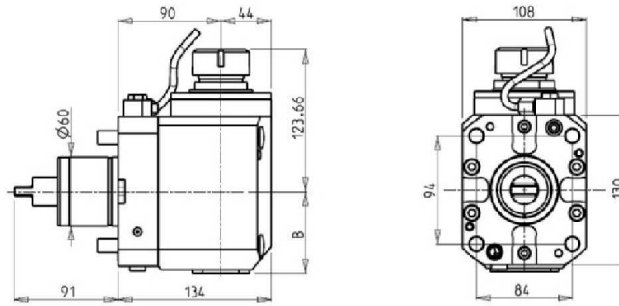

Part Number	Description	Spindle	I	RPM	Reversible	Cool Thru	Ext Cool	A	A1	A2	B	D	L
GDW0180525	Axial Geared-Down ER25	ER25	2:1	3000	X		X	107.5			68		
GDW0181525	Axial Geared-Down ER25 Cool Thru	ER25	2:1	3000	X	X	X	107.5			81.5		
GDW0180532	Axial Geared-Down ER32	ER32	2:1	3000	X		X	110.56			68		
GDW0181532	Axial Geared-Down ER32 Cool Thru	ER32	2:1	3000	X	X	X	110.56			91.5		
GDW0180140	Axial Geared-Down ER40	ER40	2:1	3000	X		X	113.16			68		
GDW0181140	Axial Geared-Down ER40 Cool Thru	ER40	2:1	3000	X	X	X	113.16			91.5		
GDW0182519	Axial Geared-Down 1"x19mm	1"x19	2:1	3000	X		X	87.5			68	1"	19
GDW0181617	Axial Geared-Down 16x17mm	16x17	2:1	3000	X		X	87.5			68	16	17
GDW0182219	Axial Geared-Down 22x19mm	22x19	2:1	3000	X		X	87.5			68	22	19
GDW0182721	Axial Geared-Down 27x21mm	27x21	2:1	3000	X		X	87.5			68	27	21
GDW0180120	Axial Geared-Down Weldon 20	Weldon 20	2:1	3000	X		X				105.5	68	
GDW0180220	Axial Geared-Down Weldon 20 Cool Thru	Weldon 20	2:1	3000	X	X	X				105.5	91.5	
GDW0180125	Axial Geared-Down Weldon 25	Weldon 25	2:1	3000	X		X				115	68	
GDW0180225	Axial Geared-Down Weldon 25 Cool Thru	Weldon 25	2:1	3000	X	X	X				115	91.5	
GDW0180132	Axial Geared-Down Weldon 32	Weldon 32	2:1	3000	X		X				131.5	68	
GDW0180232	Axial Geared-Down Weldon 32 Cool Thru	Weldon 32	2:1	3000	X	X	X				131.5	91.5	

\* Coolant Thru tools are designed for 1000 psi.  
They require 5 Micron Filtration and **CANNOT** be run dry.

## GS2000/2600/2800/3000/3300/3600/4000 12ST. - GMS2000 12ST.

### DRIVEN

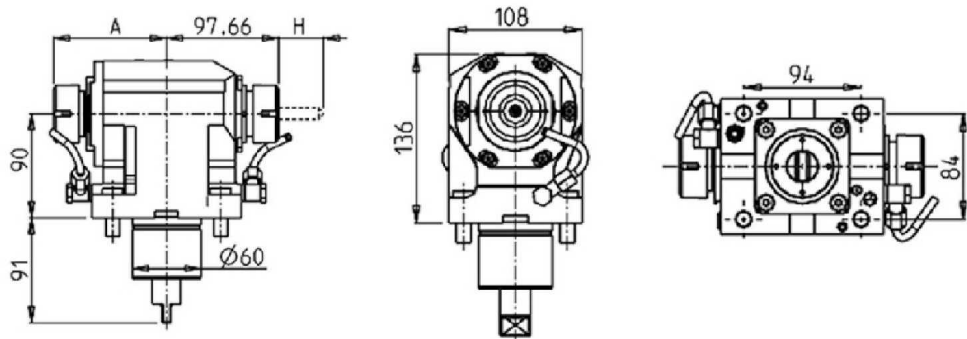
#### AXIAL GEARED-UP 1:2 DRIVEN TOOL



Part Number	Description	Spindle	I	RPM	Reversible	Cool Thru	Ext Cool	B
GDW0190532	Axial Geared-Up ER32	ER32	1:2	12000	X		X	71
GDW0191532	Axial Geared-Up ER32 Cool Thru	ER32	1:2	12000	X	X	X	94.5

\* Coolant Thru tools are designed for 1000 psi.  
They require 5 Micron Filtration and **CANNOT** be run dry.

#### AXIAL OPPOSITE FACE TWIN DRIVEN TOOL

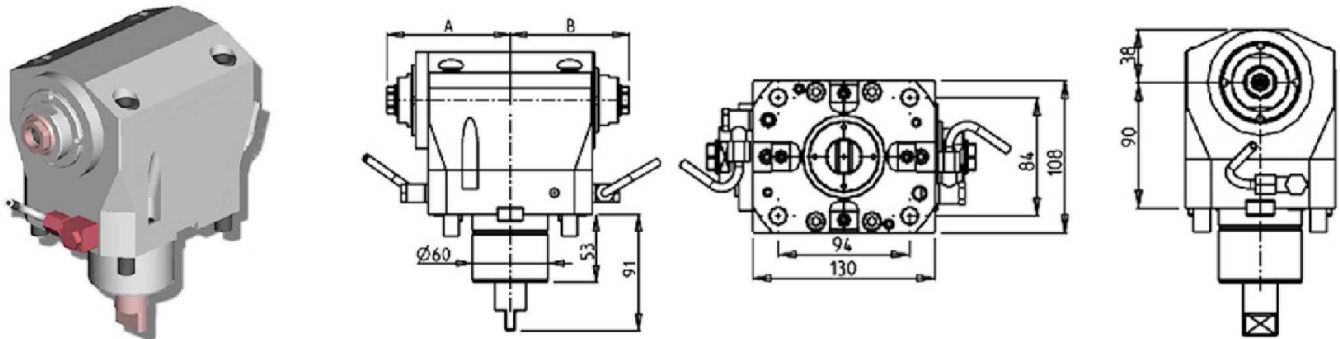


Part Number	Description	Spindle	I	RPM	Reversible	Ext Cool	A
GDW0480232	Axial Opposite Face ER32+ER32	ER32+ER32	1:1	6000	X	X	98.7
GDW0480240	Axial Opposite Face ER40+ER32	ER40+ER32	1:1	6000	X	X	101.7

## GS2000/2600/2800/3000/3300/3600/4000 12ST. - GMS2000 12ST.

### DRIVEN

#### AXIAL GEARED-UP 1:2 OPPOSITE FACE TWIN DRIVEN TOOL

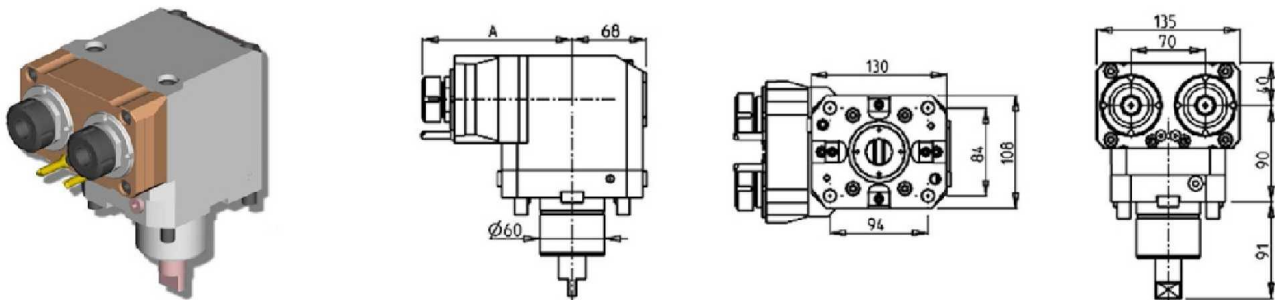


Part Number	Description	Spindle	I	RPM	Reversible	Ext Cool	A	B
GDW0200116	Axial Geared-Up Opposite Face ERA16+ERA16	ERA16+ERA16	1:2	12000	X	X	97.63	94.13
GDW0200120	Axial Geared-Up Opposite Face ERA20+ERA20	ERA20+ERA20	1:2	12000	X	X	95.73	93.73

#### AXIAL SINGLE SIDE TWIN HEAD DRIVEN TOOL IN Y

#### **THIS TOOL WILL NOT FIT THE FOLLOWING MACHINE MODELS:**

*GMS2000 12ST.*



Part Number	Description	Spindle	I	RPM	Reversible	Cool Thru	Ext Cool	A
GDW0211325	Axial Single Side Twin ERA25 Cool Thru	ERA25	1:1	6000	X	X	X	156.03
GDW0210225	Axial Single Side Twin ER25	ER25	1:1	6000	X		X	137.96
GDW0211225	Axial Single Side Twin ER25 Cool Thru	ER25	1:1	6000	X	X	X	162.66

\* Coolant Thru tools are designed for 1000 psi.  
They require 5 Micron Filtration and **CANNOT** be run dry.

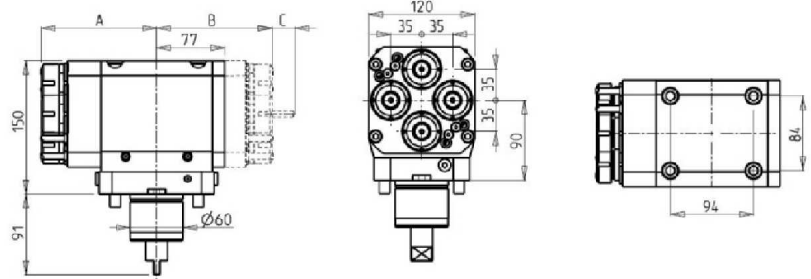



**GS2000/2600/2800/3000/3300/3600/4000 12ST. - GMS2000 12ST.**

**DRIVEN**

**AXIAL MULTIPLE 4/8 OUTLET DRIVEN TOOL**

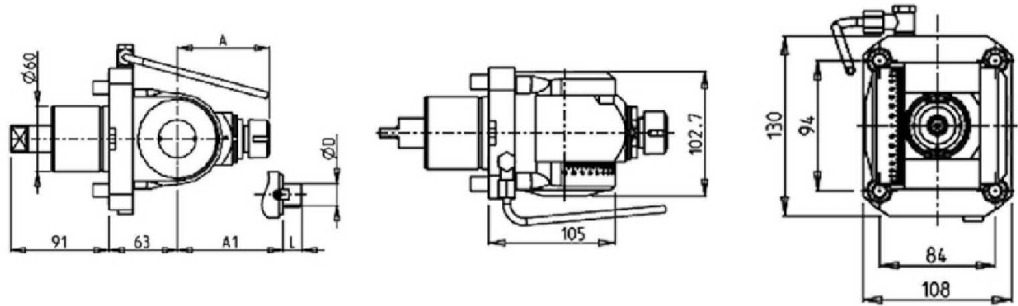
**THIS TOOL WILL NOT FIT THE FOLLOWING MACHINE MODELS:**  
*GMS2000 12ST.*



Part Number	Description	Spindle	I	RPM	# of Tools	Reversible	Ext Cool	A	B
GDW0220425	Axial Multiple 4/8 Outlet ER25	ER25	1:1	6000	4	X	X	130.46	
GDW0224425	Axial Multiple 4/8 Outlet ER25+ER25	ER25+ER25	1:1	6000	4+4		X	130.46	130.46

**Note :** Wrenches are provided with the purchase of Specialty Toolholders

**(0-180) ADJUSTABLE ANGLE DRIVEN TOOL**



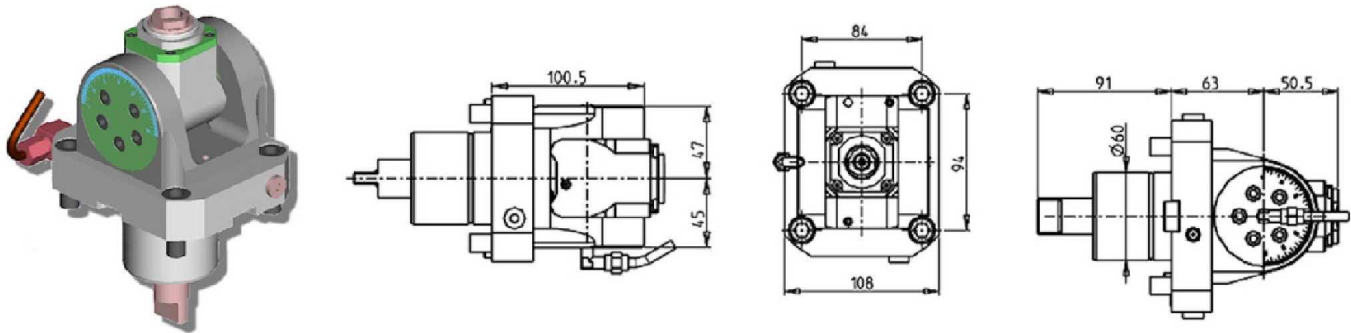
Part Number	Description	Spindle	I	RPM	Reversible	Ext Cool	A	A1	D	L
GDW0470120	(0-180) Adj. Angle ER20	ER20	1:1	6000	X	X	85.16			
GDW0470125	(0-180) Adj. Angle ER25	ER25	1:1	6000	X	X	86.16			
GDW0470519	(0-180) Adj. Angle 3/4"x3/4"	3/4"x3/4"	1:1	6000	X	X	65	3/4"	3/4"	
GDW0470516	(0-180) Adj. Angle 16x17mm	16x17	1:1	6000	X	X	65	16	17	
GDW0470522	(0-180) Adj. Angle 22x19mm	22x19	1:1	6000	X	X	66	22	19	

**Note :** Wrenches are provided with the purchase of Specialty Toolholders

## GS2000/2600/2800/3000/3300/3600/4000 12ST. - GMS2000 12ST.

### DRIVEN

#### (0-180) ADJUSTABLE ANGLE DRIVEN TOOL



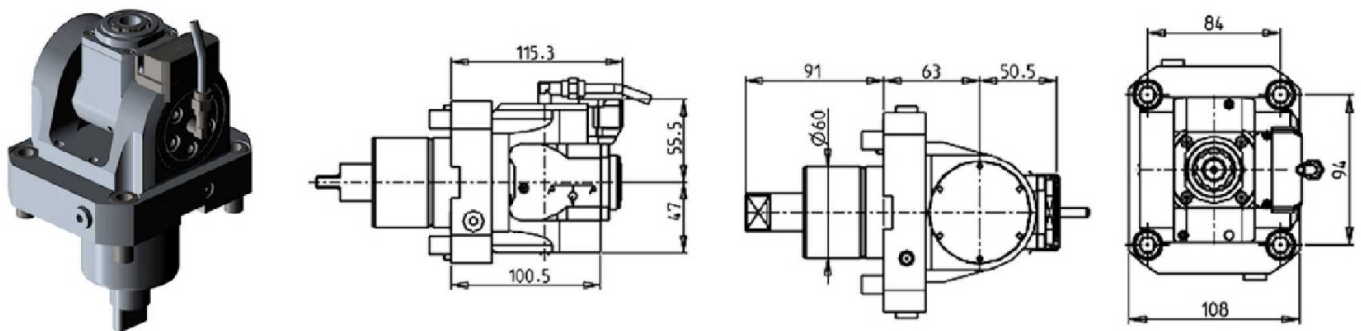
Part Number	Description	Spindle	I	RPM	Cool Thru	Ext Cool
GDW0440120	(0-180) Adj. Angle ERA20	ERA20	1:1	6000		X
GDW0440220	(0-180) Adj. Angle ERA20 Cool Thru	ERA20	1:1	6000	X	X

\* Coolant Thru tools are designed for 1000 psi.  
They require 5 Micron Filtration and **CANNOT** be run dry.

**Note :**

Wrenches are provided with the purchase of Specialty Toolholders

#### (0-180) ADJUSTABLE ANGLE DRIVEN TOOL WITH DIGITAL DISPLAY



Part Number	Description	Spindle	I	RPM	Cool Thru	Ext Cool
GDW0445120	(0-180) Adj. Angle ERA20 with Digital Display	ERA20	1:1	6000		X
GDW0445220	(0-180) Adj. Angle ERA20 with Digital Display Cool Thru	ERA20	1:1	6000	X	X

\* Coolant Thru tools are designed for 1000 psi.  
They require 5 Micron Filtration and **CANNOT** be run dry.

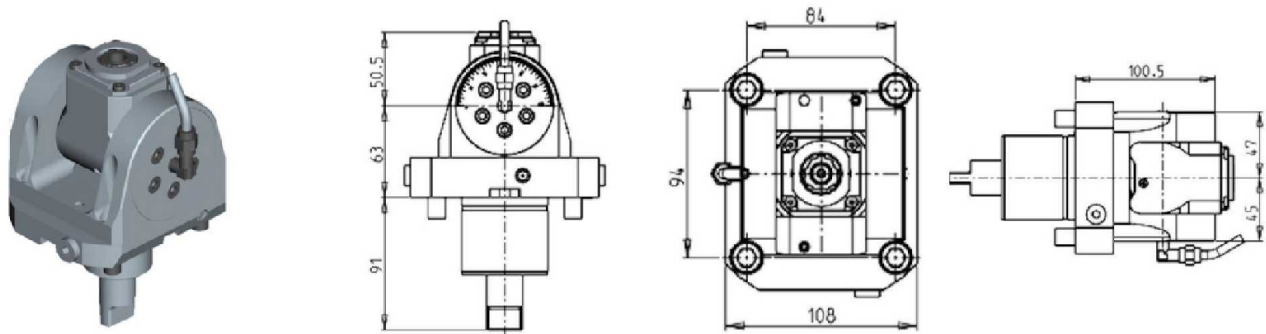
**Note :**

Wrenches are provided with the purchase of Specialty Toolholders

## GS2000/2600/2800/3000/3300/3600/4000 12ST. - GMS2000 12ST.

### DRIVEN

#### (0-180) ADJUSTABLE ANGLE DRIVEN TOOL GEARED-UP 1:2



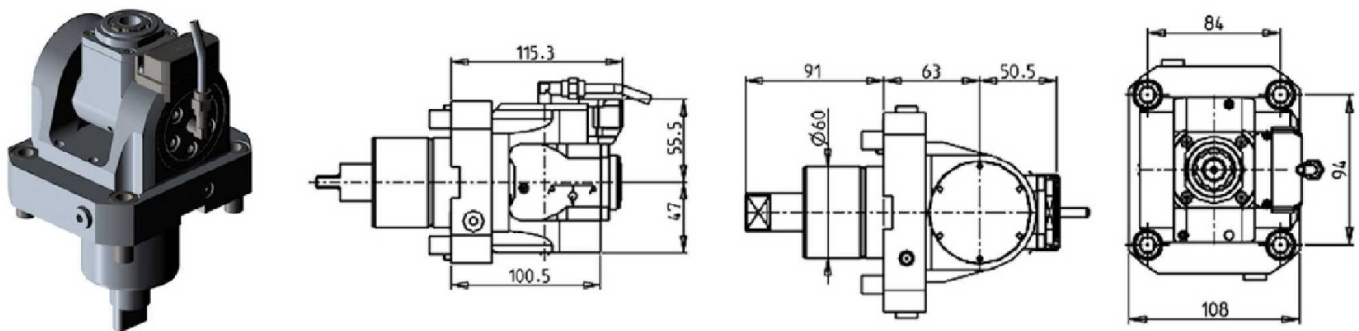
Part Number	Description	Spindle	I	RPM	Cool Thru	Ext Cool
GDW0440316	(0-180) Adj. Angle Geared-Up ERA16	ERA16	1:2	12000		X
GDW0440416	(0-180) Adj. Angle Geared-Up ERA16 Cool Thru	ERA16	1:2	12000	X	X

\* Coolant Thru tools are designed for 1000 psi.  
They require 5 Micron Filtration and **CANNOT** be run dry.

**Note :**

Wrenches are provided with the purchase of Specialty Toolholders

#### (0-180) ADJUSTABLE ANGLE DRIVEN TOOL GEARED-UP 1:2 WITH DIGITAL DISPLAY



Part Number	Description	Spindle	I	RPM	Cool Thru	Ext Cool
GDW0445316	(0-180) Adj. Angle Geared-Up ERA16 with Digital Display	ERA16	1:2	12000		X
GDW0445416	(0-180) Adj. Angle Geared-Up ERA16 with Digital Display Cool Thru	ERA16	1:2	12000	X	X

\* Coolant Thru tools are designed for 1000 psi.  
They require 5 Micron Filtration and **CANNOT** be run dry.

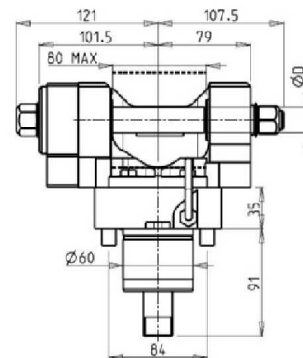
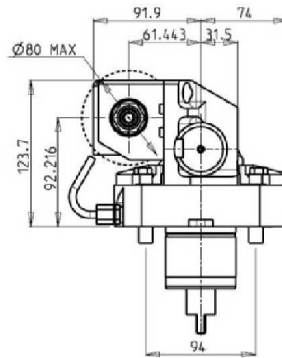

**Note :**

Wrenches are provided with the purchase of Specialty Toolholders

## GS2000/2600/2800/3000/3300/3600/4000 12ST. - GMS2000 12ST.

### DRIVEN

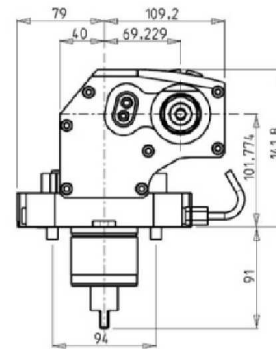
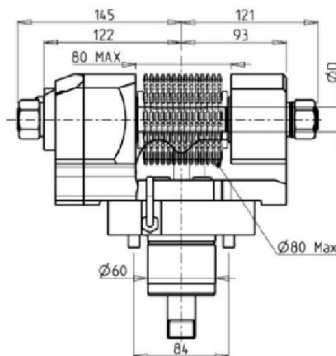

#### DRIVEN GEAR HOBBER



Part Number	Description	I	MAX RPM	Reversible	Ext Cool	D (Inch)	D (mm)
GDW0231100	Driven Gear Hobb 1:1	1:1	6000	X	X	3/4"-1"-1-1/4"	16-22-27-32
GDW0232100	Driven Gear Hobb 2:1 Geared-Down	2:1	3000	X	X	3/4"-1"-1-1/4"	16-22-27-32

**Note :** Wrenches are provided with the purchase of Specialty Toolholders

#### REINFORCED DRIVEN GEAR HOBBER



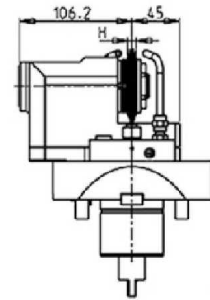
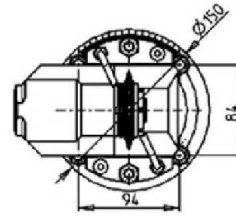
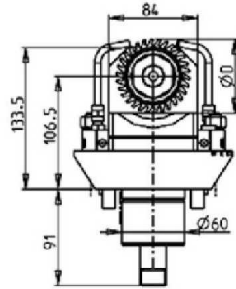

Part Number	Description	I	MAX RPM	Reversible	Ext Cool	D (Inch)	D (mm)
GDW0241100	Reinforced Gear Hobb 1:1	1:1	6000	X	X	3/4"-1"-1-1/4"	16-22-27-32
GDW0242100	Reinforced Gear Hobb 2:1 Geared-Down	2:1	3000	X	X	3/4"-1"-1-1/4"	16-22-27-32

**Note :** Wrenches are provided with the purchase of Specialty Toolholders

## GS2000/2600/2800/3000/3300/3600/4000 12ST. - GMS2000 12ST.

### DRIVEN

#### DRIVEN TOOL FOR WORM SCREWS



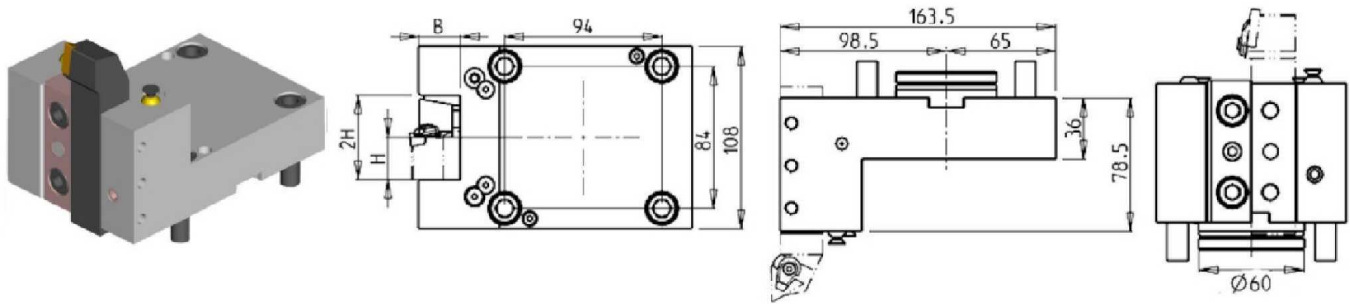
Part Number	Description	Spindle	I	RPM	Reversible	Ext Cool	D	H
GDW0258125	Worm Gear Driven Tool 1"x12mm	1"x12	1:1	6000	X	X	63-70-80	MAX 12
GDW0258022	Worm Gear Driven Tool 22x12mm	22x12	1:1	6000	X	X	63-70-80	MAX 12

**Note :** Wrenches are provided with the purchase of Specialty Toolholders

**GS2000/2600/2800/3000/3300/3600/4000 12ST. - GMS2000 12ST.**

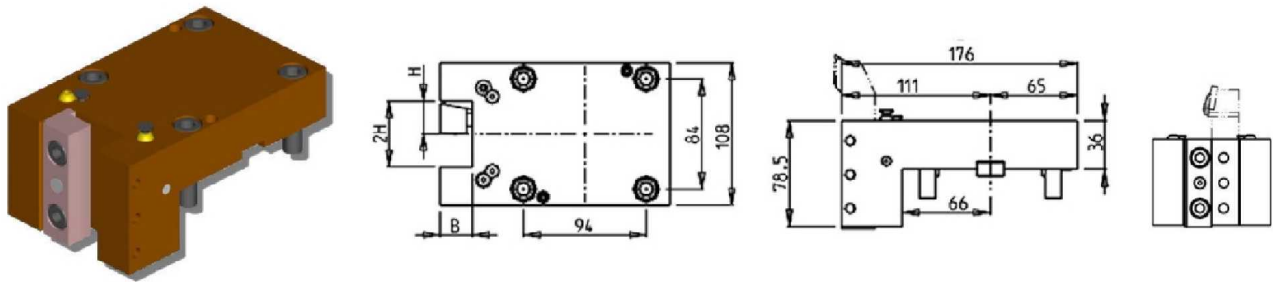
**STATIC**

**RADIAL SINGLE STATIC TOOL**



Part Number	Description	# of Tools	Reversible	Dimensions	B	H
GDW0072540	Radial Single Static Tool 1"	1/2	X	Inch	1"	1"
GDW0072500	Radial Single Static Tool 25mm	1/2	X	mm	25	25

**RADIAL REAR-SET SINGLE STATIC TOOL**



Part Number	Description	# of Tools	Dimensions	B	H
GDW0262540	Radial Rear Set Single Static Tool 1"	1/2	Inch	1"	1"
GDW0262500	Radial Rear Set Single Static Tool 25mm	1/2	mm	25	25

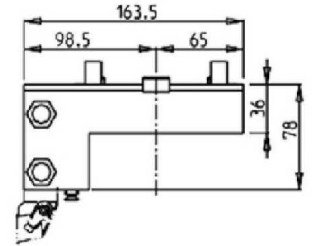
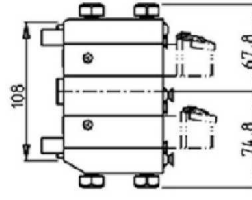
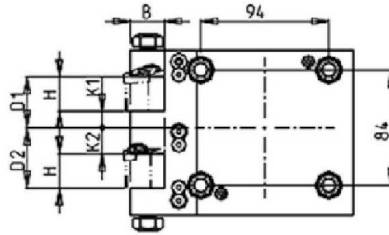

**GS2000/2600/2800/3000/3300/3600/4000 12ST. - GMS2000 12ST.**

**STATIC**

**RADIAL SINGLE SIDE TWIN STATIC TOOL**

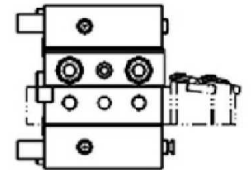
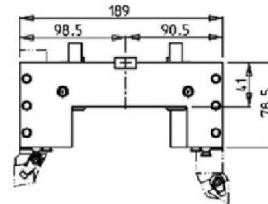
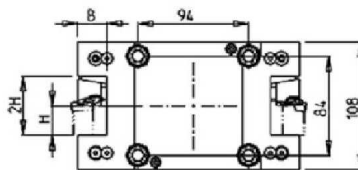

**THIS TOOL WILL NOT FIT THE FOLLOWING MACHINE MODELS:**

*GMS2000 12ST.*



Part Number	Description	# of Tools	Reversible	Dimensions	H	B	K1	K2	D1	D2
GDW0092540	Radial Single Side Twin 1"	2	X	Inch	1"	1"	1/2"	3/4"	1-1/2"	1-3/4"
GDW0092500	Radial Single Side Twin 25mm	2	X	mm	25	25	12	19	37	44

**RADIAL DOUBLE STATIC TOOL**



Part Number	Description	# of Tools	Reversible	Dimensions	B	H
GDW0082540	Radial Double Static Tool 1"	2/4	X	Inch	1"	1"
GDW0082500	Radial Double Static Tool 25mm	2/4	X	mm	25	25

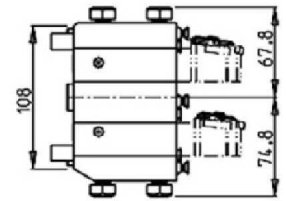
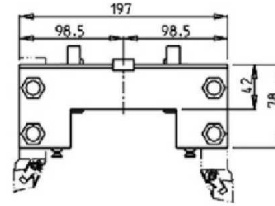
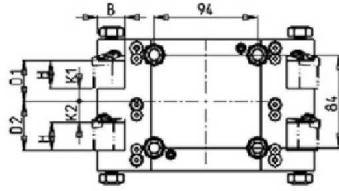

**GS2000/2600/2800/3000/3300/3600/4000 12ST. - GMS2000 12ST.**

**STATIC**

**RADIAL DOUBLE SIDE TWIN STATIC TOOL**

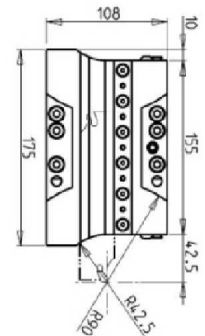
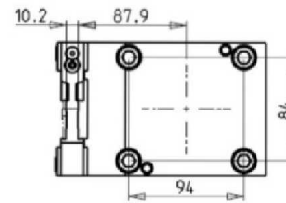
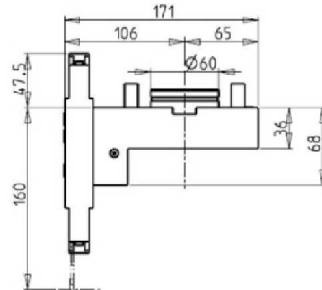

**THIS TOOL WILL NOT FIT THE FOLLOWING MACHINE MODELS:**

*GMS2000 12ST.*



Part Number	Description	# of Tools	Reversible	Dimensions	H	B	K1	K2	D1	D2
GDW0102540	Radial Double Side Twin Static Tool 1"	4	X	Inch	1"	1"	1/2"	3/4"	1-1/2"	1-3/4"
GDW0102500	Radial Double Side Twin Static Tool 25mm	4	X	mm	25	25	12	19	37	44

**RADIAL DOUBLE BLADE HOLDER WITH BLADE KIT**



Part Number	Description	# of Tools
GDW0130132	Radial Double Blade Holder with Blade Kit	1
BLADEKIT	Blade Kit: 1 Blade, 10 Inserts	



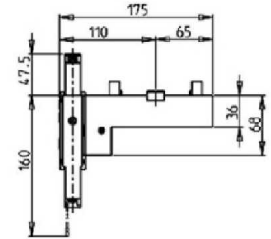
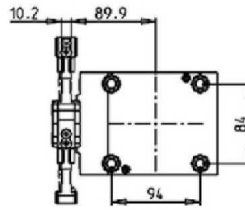
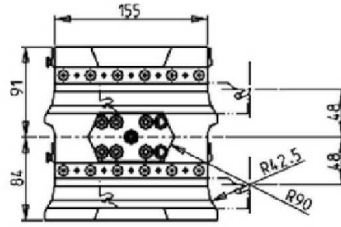
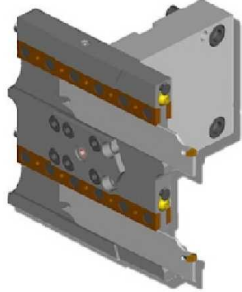
**GS2000/2600/2800/3000/3300/3600/4000 12ST. - GMS2000 12ST.**

**STATIC**

**RADIAL DOUBLE TWIN-SIDE BLADE HOLDER WITH BLADE KIT**

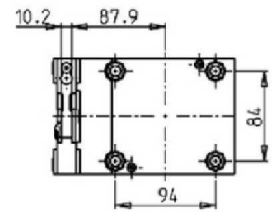
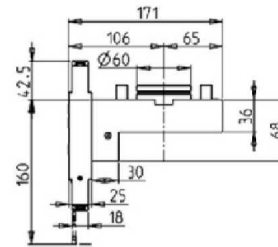
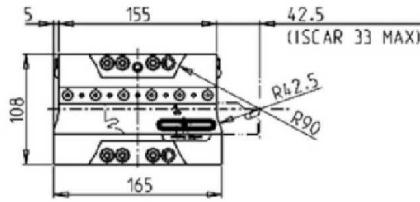

**THIS TOOL WILL NOT FIT THE FOLLOWING MACHINE MODELS:**

*GMS2000 12ST.*



Part Number	Description	# of Tools
GDW0270232	Radial Double Twin-Side Blade Holder with Blade Kit	2
BLADEKIT	Blade Kit: 1 Blade, 10 Inserts	

**RADIAL DOUBLE BLADE HOLDER WITH INTERNAL COOLANT - BLADE KIT NOT INCLUDED**

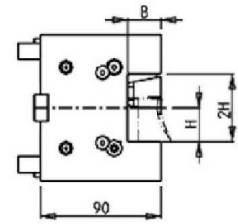
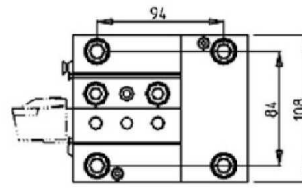
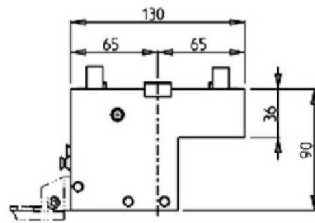



Part Number	Description	# of Tools	Ext Cool	Cool Thru
GDW0460132	Radial Double Blade Holder Cool Thru	1	X	X
COOL THRU BLADEKIT	Blade Kit: 1 Blade, 10 Inserts			

**GS2000/2600/2800/3000/3300/3600/4000 12ST. - GMS2000 12ST.**

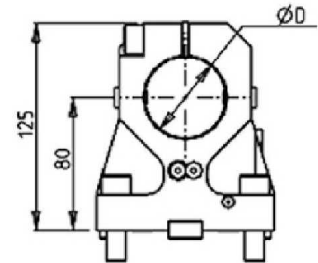
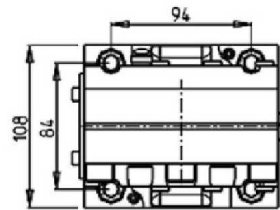
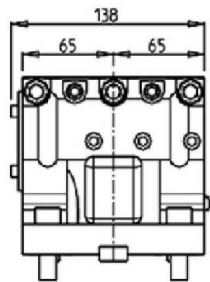

**STATIC**

**AXIAL SINGLE STATIC TOOL**



Part Number	Description	# of Tools	Reversible	Dimensions	B	H
GDW0112540	Axial Single Static Tool 1"	1/2	X	Inch	1"	1"
GDW0112500	Axial Single Static Tool 25mm	1/2	X	mm	25	25

**AXIAL SINGLE BORING BAR HOLDER 2" H=80mm**

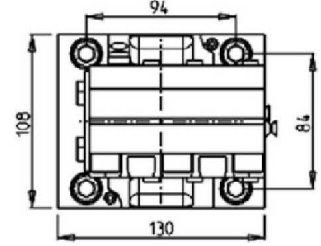
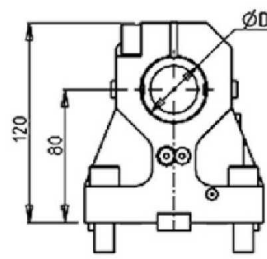
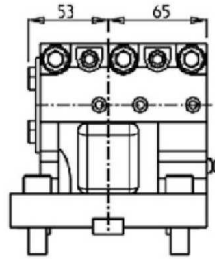



Part Number	Description	# of Tools	Reversible	Cool Thru	Ext Cool	Dimensions	D
GDW0125080	Axial Single BBH 2"	1	X	X	X	Inch	2"
GDW0125000	Axial Single BBH 50mm	1	X	X	X	mm	50
KIT 1001002	Plug & Seal Kit for 50mm or 2" BBH to Make Cool Thru						

## GS2000/2600/2800/3000/3300/3600/4000 12ST. - GMS2000 12ST.

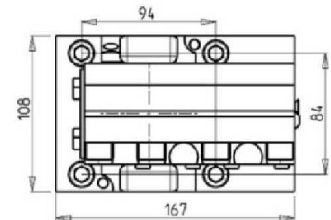
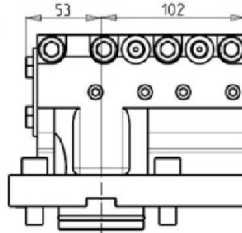
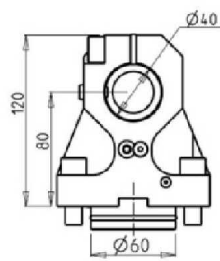

### STATIC

#### AXIAL SINGLE BORING BAR HOLDER 1-1/2" H=80mm



Part Number	Description	# of Tools	Reversible	Cool Thru	Ext Cool	Dimensions	D
GDW0123810	Axial Single BBH 1-1/2"	1	X	X	X	Inch	1-1/2"
GDW0124000	Axial Single BBH 40mm	1	X	X	X	mm	40
KIT 1003004	Plug & Seal Kit for 1 1/2" BBH to Make Cool Thru						
KIT 1003003	Plug & Seal Kit for 40mm BBH to Make Cool Thru						

#### AXIAL SINGLE EXTENDED BORING BAR HOLDER 40mm H=80mm

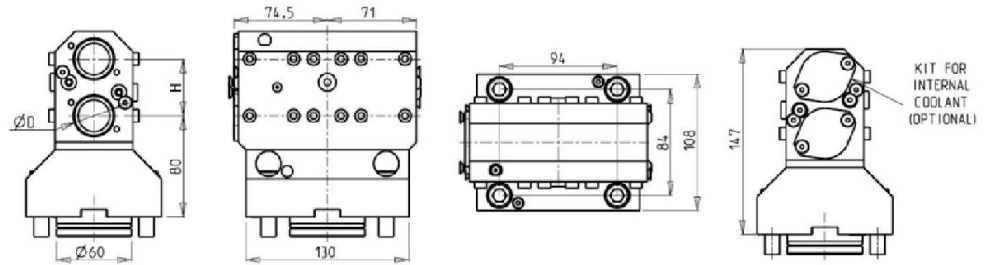



Part Number	Description	# of Tools	Reversible	Cool Thru	Ext Cool
GDW0284000	Axial Single Extended BBH 40mm	1	X	X	X
KIT 1002003	Plug & Seal Kit for 40mm BBH to Make Cool Thru				

**GS2000/2600/2800/3000/3300/3600/4000 12ST. - GMS2000 12ST.**

**STATIC**

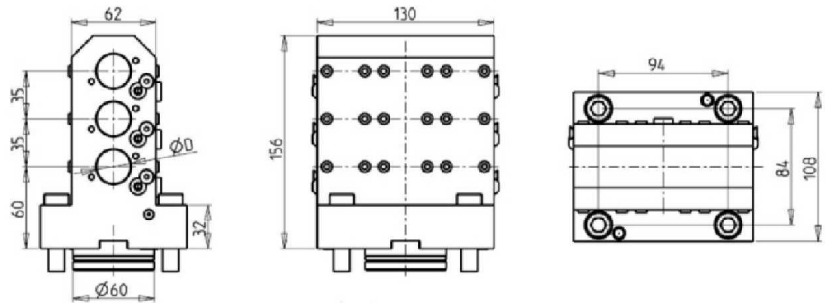

**AXIAL 2+2 POSITION UPRIGHT BORING BAR HOLDER 1-1/4"**



Part Number	Description	# of Tools	Cool Thru	Ext Cool	Dimensions	D	H
GDW0293175	Axial 2+2 Upright BBH 1-1/4"	2+2	X	X	Inch	1-1/4"	1-1/4"
GDW0293200	Axial 2+2 Upright BBH 32mm	2+2	X	X	mm	32	45
KIT 1000001	Plug for 32mm or 1 1/4" BBH to Make Cool Thru						

**AXIAL 3+3 POSITION UPRIGHT BORING BAR HOLDER 1"**

**THIS TOOL WILL NOT FIT THE FOLLOWING MACHINE MODELS:**  
*GMS2000 12ST.*



Part Number	Description	# of Tools	Cool Thru	Ext Cool	D
GDW0302540	Axial 3+3 Upright BBH 1"	3+3	X	X	1"
GDW0302500	Axial 3+3 Upright BBH 25mm	3+3	X	X	25
KIT 1000006	Plug for 25mm or 1" BBH to Make Cool Thru				

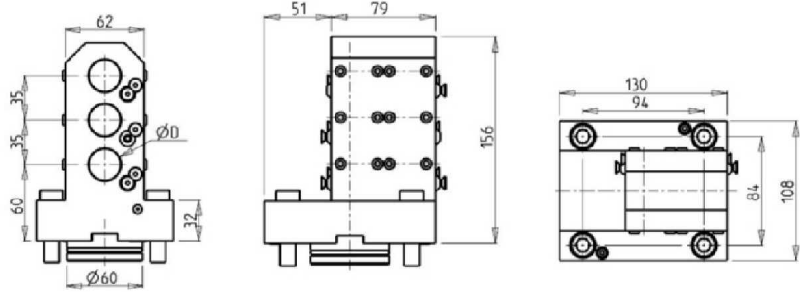

**GS2000/2600/2800/3000/3300/3600/4000 12ST. - GMS2000 12ST.**

**STATIC**

**AXIAL 3 POSITION UPRIGHT REAR SET BORING BAR HOLDER 1"**

**THIS TOOL WILL NOT FIT THE FOLLOWING MACHINE MODELS:**

*GMS2000 12ST.*

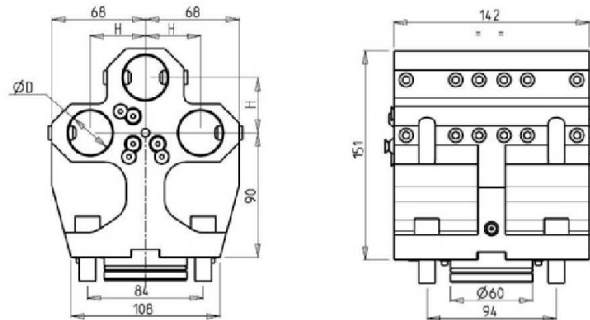



Part Number	Description	# of Tools	Reversible	Ext Cool	D
GDW0312540	Axial 3 Position Upright Rear Set BBH 1"	3	X	X	1"
GDW0312500	Axial 3 Position Upright Rear Set BBH 25mm	3	X	X	25

**AXIAL 3+3 POSITION BORING BAR HOLDER 1-1/4"**

**THIS TOOL WILL NOT FIT THE FOLLOWING MACHINE MODELS:**

*GMS2000 12ST.*



Part Number	Description	# of Tools	Cool Thru	Ext Cool	Dimensions	D	H
GDW0323175	Axial 3+3 BBH 1-1/4"	3+3	X	X	Inch	1-1/4"	1-1/2"
GDW0323200	Axial 3+3 BBH 32mm	3+3	X	X	mm	32	40

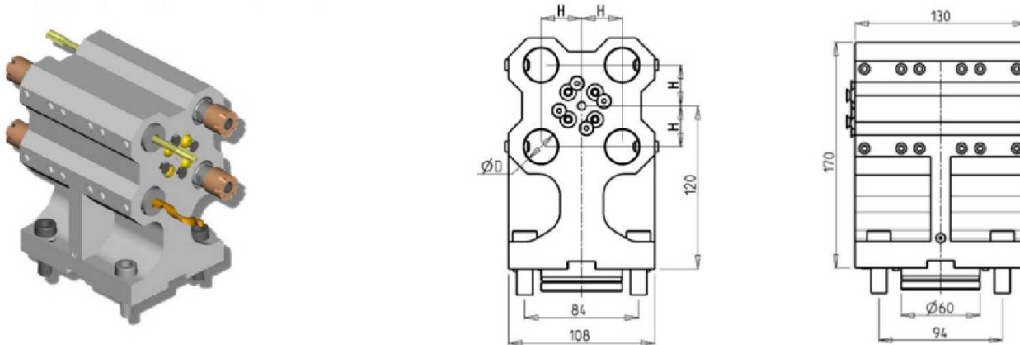
**GS2000/2600/2800/3000/3300/3600/4000 12ST. - GMS2000 12ST.**

**STATIC**

**AXIAL 4+4 POSITION BORING BAR HOLDER 1"**

**THIS TOOL WILL NOT FIT THE FOLLOWING MACHINE MODELS:**

*GMS2000 12ST.*

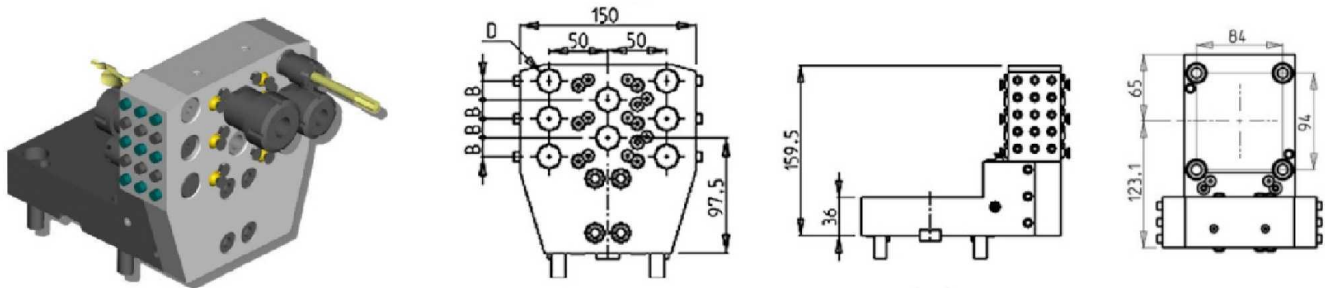


Part Number	Description	# of Tools	Ext Cool	Dimensions	D	H
GDW0332540	Axial 4+4 BBH 1"	4+4	X	Inch	1"	1-1/4"
GDW0332500	Axial 4+4 BBH 25mm	4+4	X	mm	25	30

**AXIAL 8 POSITION BORING BAR HOLDER 3/4"**

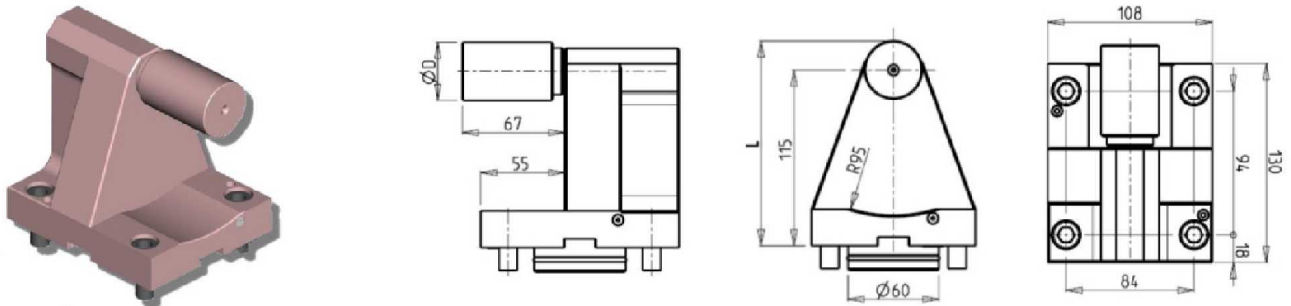
**THIS TOOL WILL NOT FIT THE FOLLOWING MACHINE MODELS:**

*GMS2000 12ST.*



Part Number	Description	# of Tools	Reversible	Ext Cool	Dimensions	D	B	H
GDW0341905	Axial 8 Position BBH 3/4"	8	X	X	Inch	3/4"	5/8"	2"
GDW0342000	Axial 8 Position BBH 20mm	8	X	X	mm	20	16	50

**TAILSTOCK FOR SUBSPINDLE**

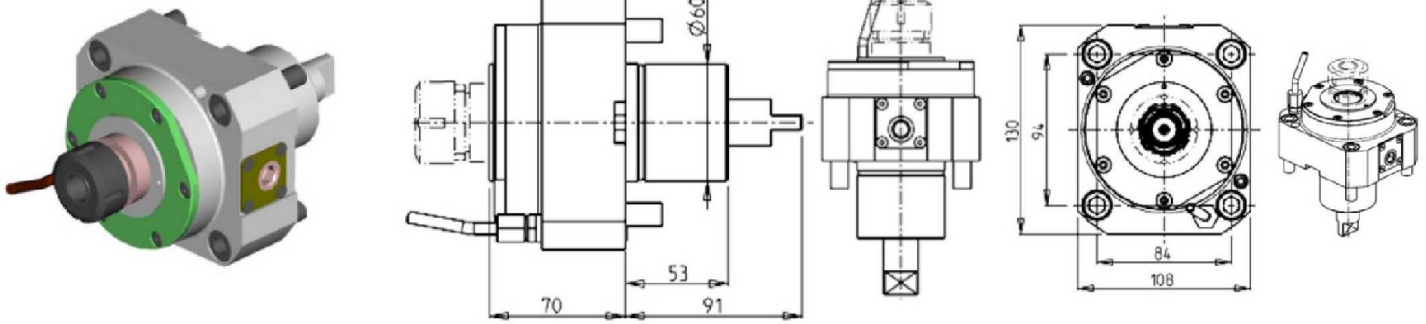


Part Number	Description	# of Tools	D	L
GDW0350100L	Tailstock for Subspindle 2"	1	2"	140.4
GDW0350100	Tailstock for Subspindle 38mm	1	38	134

## GS2000/2600/2800/3000/3300/3600/4000 12ST. - GMS2000 12ST.

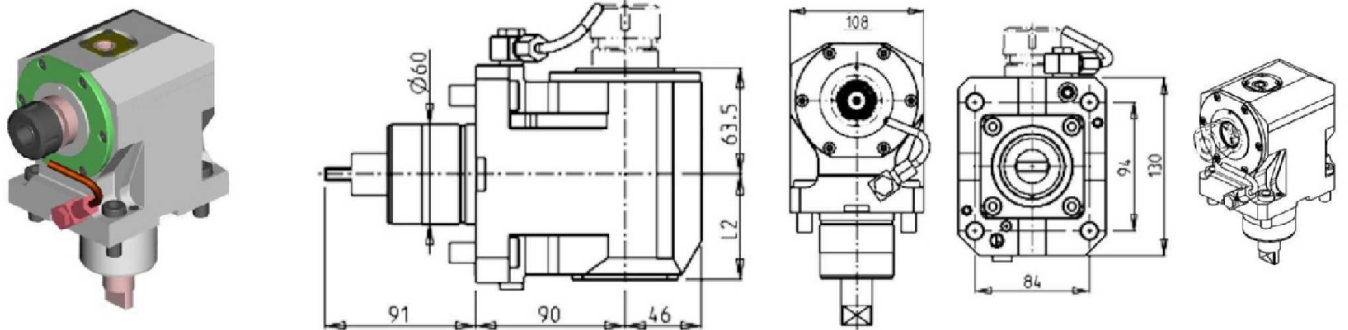
### CAPTO

#### RADIAL DRIVEN TOOL COROMANT CAPTO



Part Number	Description	Size	I	RPM	Ext Cool
GDW0370140	Radial Driven Capto C4	C4	1:1	6000	X
GDW0370150	Radial Driven Capto C5	C5	1:1	6000	X

#### AXIAL DRIVEN TOOL COROMANT CAPTO



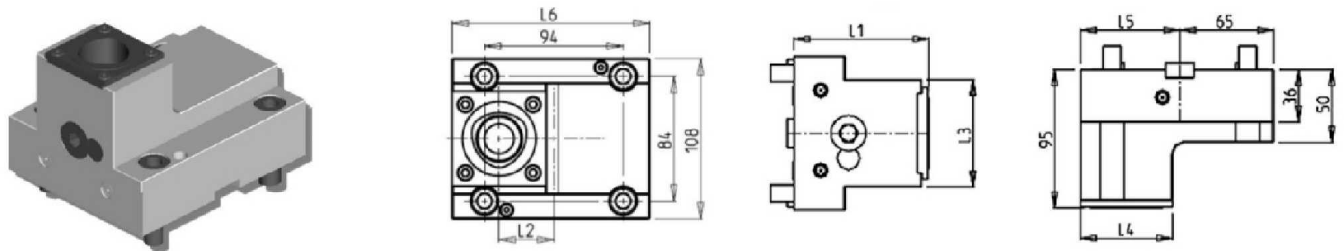
Part Number	Description	Size	I	RPM	Reversible	Cool Thru	Ext Cool	L2
GDW0360140	Axial Driven Capto C4	C4	1:1	6000	X		X	63
GDW0360240	Axial Driven Capto C4 Cool Thru	C4	1:1	6000	X	X	X	75.5
GDW0360150	Axial Driven Capto C5	C5	1:1	6000	X		X	63
GDW0360250	Axial Driven Capto C5 Cool Thru	C5	1:1	6000	X	X	X	75.5

\* Coolant Thru tools are designed for 1000 psi.  
They require 5 Micron Filtration and **CANNOT** be run dry.

## GS2000/2600/2800/3000/3300/3600/4000 12ST. - GMS2000 12ST.

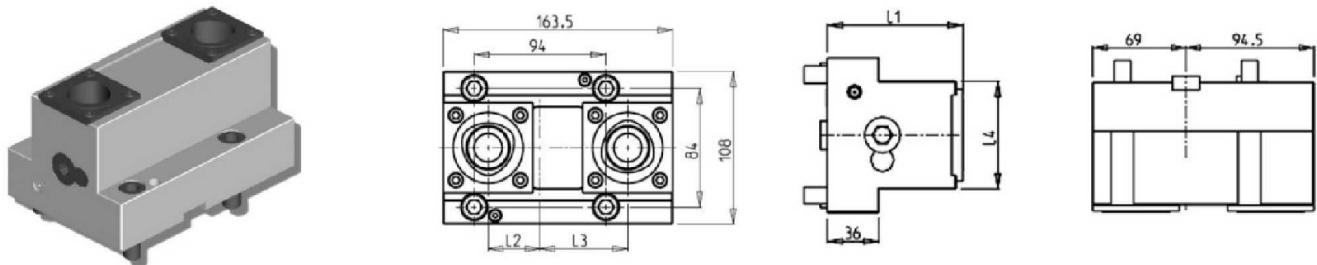
### CAPTO

#### RADIAL SINGLE STATIC TOOL COROMANT CAPTO



Part Number	Description	Size	# of Tools	Cool Thru	Reversible	L1	L2	L3	L4	L5	L6
GDW0384010	Radial Single Static Capto C4 Right Hand	C4	1	X	X	90	45	63	48	69	134
GDW0384010LC	Radial Single Static Capto C4 Left Hand	C4	1	X	X	90	45	63	48	69	134
GDW0385010	Radial Single Static Capto C5 Right Hand	C5	1	X	X	95	37	75	64	69	134
GDW0385010LC	Radial Single Static Capto C5 Left Hand	C5	1	X	X	95	37	75	64	69	134
GDW0385015	Radial Single Static Capto C5 Right Hand	C5	1	X	X	95	62.5	75	64	94.5	159.5
GDW0385015LC	Radial Single Static Capto C5 Left Hand	C5	1	X	X	95	62.5	75	64	94.5	159.5

#### RADIAL DOUBLE STATIC TOOL COROMANT CAPTO



Part Number	Description	Size	# of Tools	Cool Thru	L1	L2	L3	L4
GDW0394020	Radial Double Static Capto C4 Right Hand	C4	2	X	90	45	70.5	63
GDW0394020LC	Radial Double Static Capto C4 Left Hand	C4	2	X	90	45	70.5	63
GDW0395020	Radial Double Static Capto C5 Right Hand	C5	2	X	95	37	62.5	75
GDW0395020LC	Radial Double Static Capto C5 Left Hand	C5	2	X	95	37	62.5	75



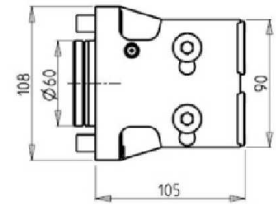
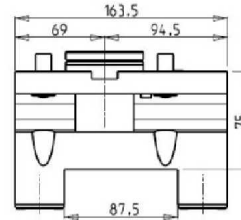
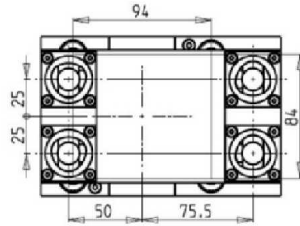

**GS2000/2600/2800/3000/3300/3600/4000 12ST. - GMS2000 12ST.**

**CAPTO**

**RADIAL DOUBLE 2+2 UPRIGHT POSITION STATIC TOOL COROMANT CAPTO**

**THIS TOOL WILL NOT FIT THE FOLLOWING MACHINE MODELS:**

*GMS2000 12ST.*

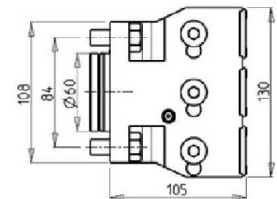
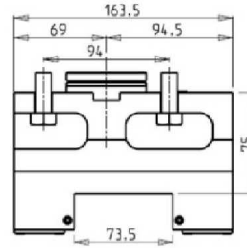
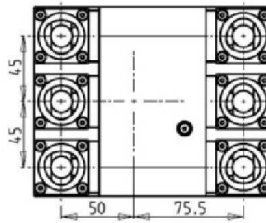



Part Number	Description	Size	# of Tools	Cool Thru
GDW0403240	Radial 2+2 Upright Static Capto C3 Right Hand	C3	4	X
GDW0403240LC	Radial 2+2 Upright Static Capto C3 Left Hand	C3	4	X

**RADIAL DOUBLE 3+3 UPRIGHT POSITION STATIC TOOL COROMANT CAPTO**

**THIS TOOL WILL NOT FIT THE FOLLOWING MACHINE MODELS:**

*GMS2000 12ST.*

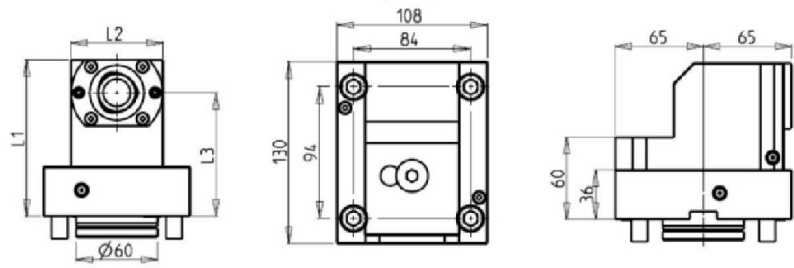



Part Number	Description	Size	# of Tools	Cool Thru
GDW0403260	Radial 3+3 Upright Static Capto C3 Right Hand	C3	6	X
GDW0403260LC	Radial 3+3 Upright Static Capto C3 Left Hand	C3	6	X

## GS2000/2600/2800/3000/3300/3600/4000 12ST. - GMS2000 12ST.

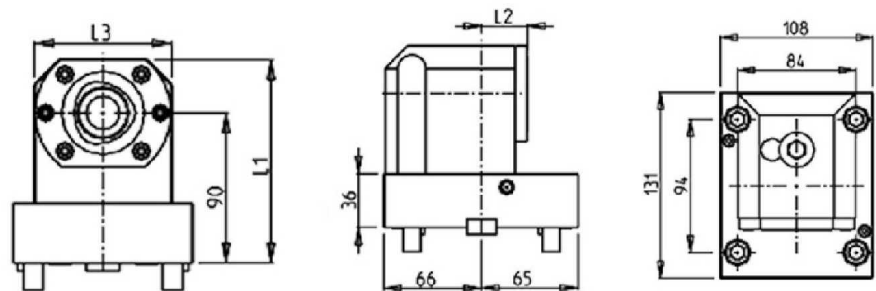

### CAPTO

#### AXIAL SINGLE STATIC TOOL COROMANT CAPTO



Part Number	Description	Size	# of Tools	Cool Thru	Reversible	L1	L2	L3
GDW0414010	Axial Single Static Capto C4 Right Hand	C4	1	X	X	114	68	90
GDW0414010LC	Axial Single Static Capto C4 Left Hand	C4	1	X	X	114	68	90
GDW0415010	Axial Single Static Capto C5 Right Hand	C5	1	X	X	122	83	90
GDW0415010LC	Axial Single Static Capto C5 Left Hand	C5	1	X	X	122	83	90
GDW0415015	Axial Single Static Capto C5 Right Hand	C5	1	X	X	152	83	120
GDW0415015LC	Axial Single Static Capto C5 Left Hand	C5	1	X	X	152	83	120
GDW0416010	Axial Single Static Capto C6 Right Hand	C6	1	X	X	132	108	90
GDW0416010LC	Axial Single Static Capto C6 Left Hand	C6	1	X	X	132	108	90

#### AXIAL REAR-SET SINGLE STATIC TOOL COROMANT CAPTO

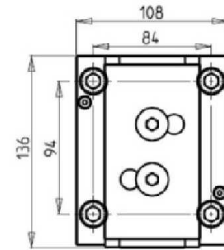
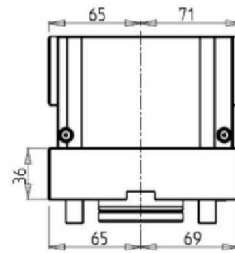
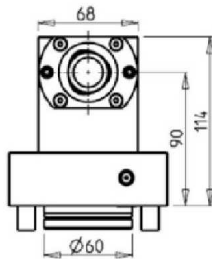



Part Number	Description	Size	# of Tools	Cool Thru	Reversible	L1	L2	L3
GDW0434010	Axial Rear Set Static Capto C4 Right Hand	C4	1	X	X	114	21	68
GDW0434010LC	Axial Rear Set Static Capto C4 Left Hand	C4	1	X	X	114	21	68
GDW0435010	Axial Rear Set Static Capto C5 Right Hand	C5	1	X	X	122	31	83
GDW0435010LC	Axial Rear Set Static Capto C5 Left Hand	C5	1	X	X	122	31	83

**GS2000/2600/2800/3000/3300/3600/4000 12ST. - GMS2000 12ST.**

**CAPTO**

**AXIAL OPPOSITE FACE TWIN STATIC TOOL COROMANT CAPTO**

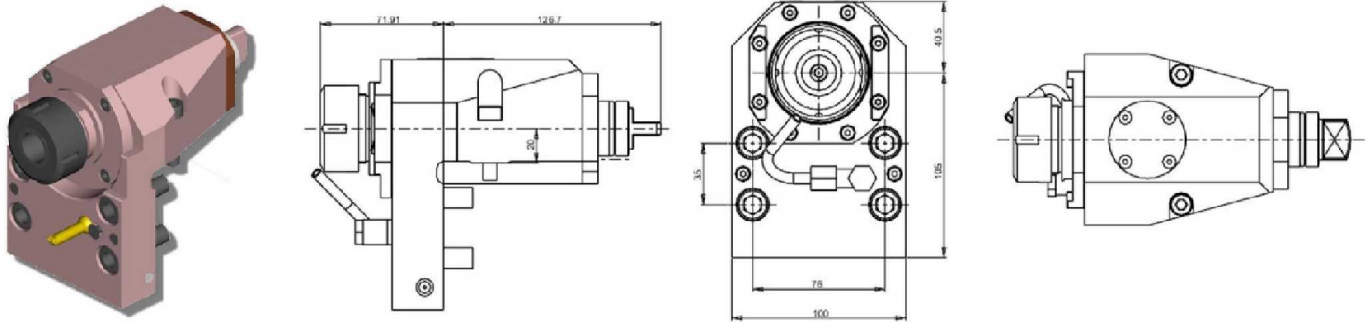


Part Number	Description	Size	# of Tools	Cool Thru	Reversible
GDW0424020	Axial Opposite Face Twin Static Capto C4 Right Hand	C4	1+1	X	X
GDW0424020LC	Axial Opposite Face Twin Static Capto C4 Left Hand	C4	1+1	X	X

**GS200/230/260/280 - GA200/260/280 - GA2000/2600/2800/3000/3300/3600**

**DRIVEN**

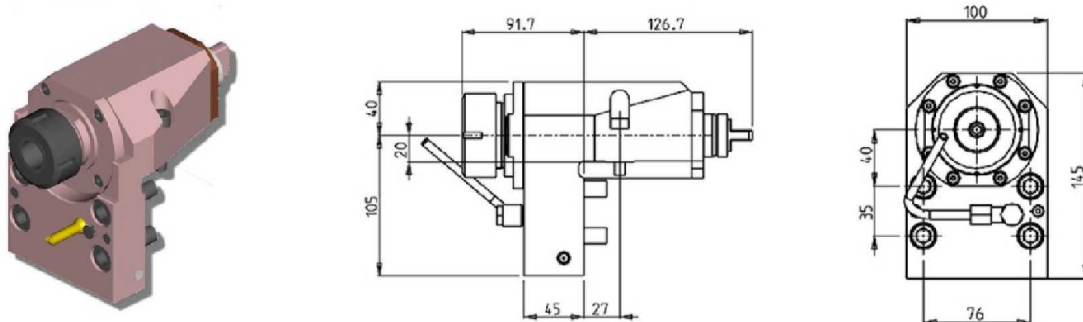
**RADIAL DRIVEN TOOL**



Part Number	Description	Spindle	I	RPM	Cool Thru	Ext Cool	A
MSL0150432	Radial Driven Tool ERA32 Cool Thru	ERA32	1:1	6000	X	X	56.25
MSL0150132	Radial Driven Tool ER32	ER32	1:1	6000		X	71.91
MSL0150232	Radial Driven Tool ER32 Cool Thru	ER32	1:1	6000	X	X	74.91

\* Coolant Thru tools are designed for 1000 psi.  
They require 5 Micron Filtration and **CANNOT** be run dry.

**RADIAL REINFORCED DRIVEN TOOL**



Part Number	Description	Spindle	I	RPM	Cool Thru	Ext Cool
MSL0500140	Radial Reinforced Driven Tool ER40	ER40	1:1	6000		X
MSL0500240	Radial Reinforced Driven Tool ER40 Cool Thru	ER40	1:1	6000	X	X

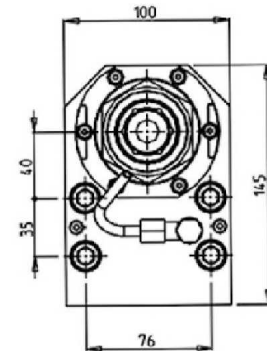
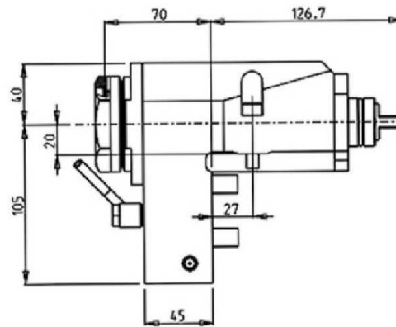
\* Coolant Thru tools are designed for 1000 psi.  
They require 5 Micron Filtration and **CANNOT** be run dry.

## GS200/230/260/280 - GA200/260/280 - GA2000/2600/2800/3000/3300/3600

### DRIVEN

#### QUICK CHANGE RADIAL MTSK DRIVEN TOOL

See Accessories for MTSK Quick Change Adaptors

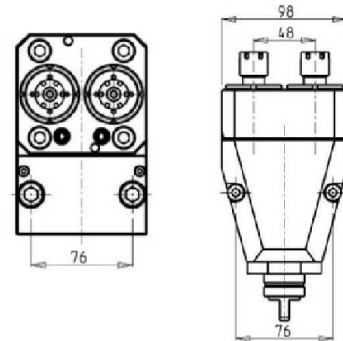
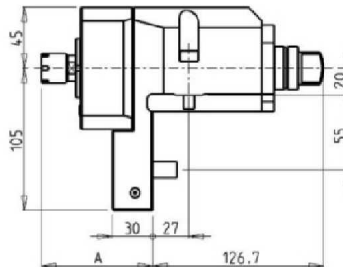



Part Number	Description	Spindle	I	RPM	Ext Cool
MSL0360150	Radial MTSK-50 Driven Tool	MTSK-50	1:1	6000	X

#### RADIAL SINGLE SIDE TWIN HEAD DRIVEN TOOL IN Y

**THIS TOOL WILL NOT FIT THE FOLLOWING MACHINE MODELS:**

*GA2000/2600/2800/3000/3300/3600*

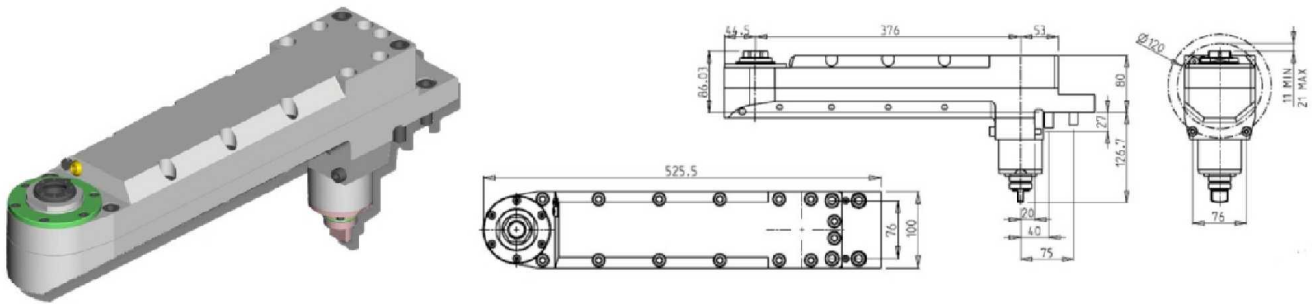


Part Number	Description	Spindle	I	RPM	Ext Cool	A
M0300016	Radial Single Side Twin Head ER16	ER16	1:1	6000	X	82.5
M0300025	Radial Single Side Twin Head ER25	ER25	1:1	6000	X	82.96

## GS200/230/260/280 - GA200/260/280 - GA2000/2600/2800/3000/3300/3600

### DRIVEN

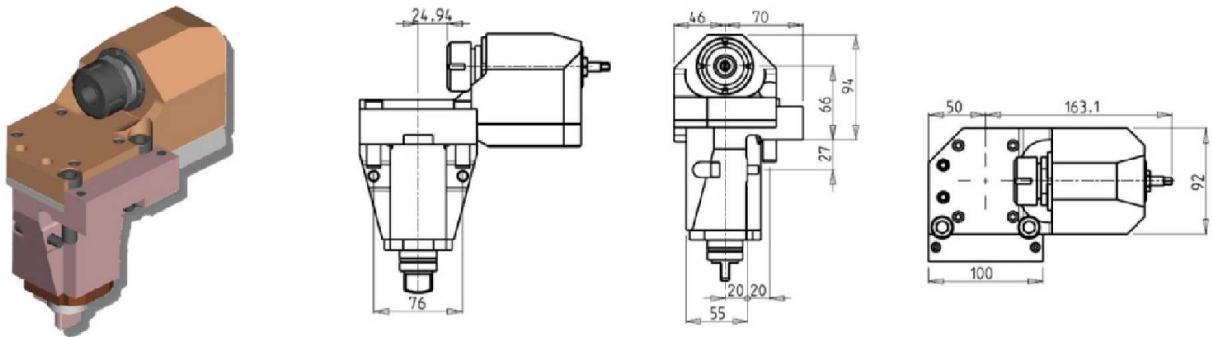
#### RADIAL SPECIAL DRIVEN TOOL RE-DIRECTED IN Z BY 376mm



Part Number	Description	Spindle	I	RPM	Ext Cool
MSL0010132	Radial Special Driven Tool ERA32	ERA32	1:1	6000	X

**Note :** Wrenches are provided with the purchase of Specialty Toolholders

#### RADIAL SPECIAL DRIVEN TOOL IN Y


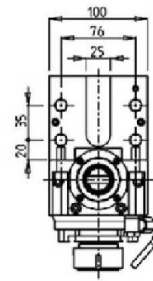
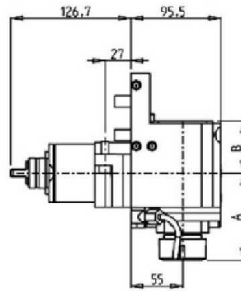


Part Number	Description	Spindle	I	RPM	Ext Cool
M0230025	Radial Special Driven Tool in Y ER25	ER25	1:1	6000	X

## GS200/230/260/280 - GA200/260/280 - GA2000/2600/2800/3000/3300/3600

### DRIVEN


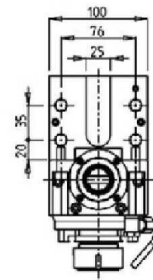
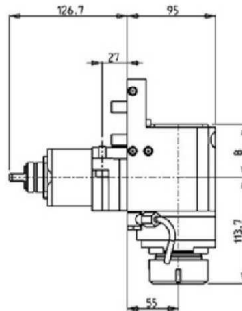
#### AXIAL DRIVEN TOOL



Part Number	Description	Spindle	I	RPM	Cool Thru	Ext Cool	A	B
MSL0160125	Axial Driven Tool ER25	ER25	1:1	6000		X	88.41	55
MSL0160225	Axial Driven Tool ER25 Cool Thru	ER25	1:1	6000	X	X	88.41	67.5
MSL0160132	Axial Driven Tool ER32	ER32	1:1	6000		X	91.41	55
MSL0160232	Axial Driven Tool ER32 Cool Thru	ER32	1:1	6000	X	X	91.41	67.5

\* Coolant Thru tools are designed for 1000 psi.  
They require 5 Micron Filtration and **CANNOT** be run dry.

#### AXIAL REINFORCED DRIVEN TOOL H=55mm



Part Number	Description	Spindle	I	RPM	Cool Thru	Ext Cool	B
MSL0480140	Axial Reinforced Driven Tool ER40	ER40	1:1	6000		X	56.5
MSL0480240	Axial Reinforced Driven Tool ER40 Cool Thru	ER40	1:1	6000	X	X	69

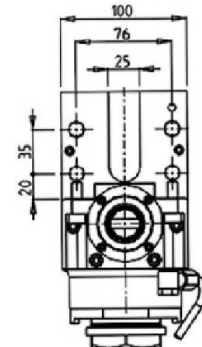
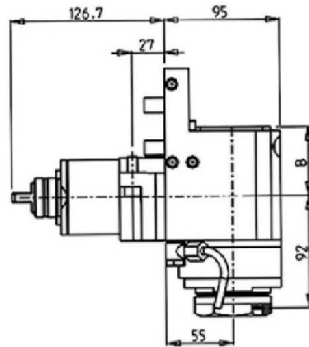

\* Coolant Thru tools are designed for 1000 psi.  
They require 5 Micron Filtration and **CANNOT** be run dry.

## GS200/230/260/280 - GA200/260/280 - GA2000/2600/2800/3000/3300/3600

### DRIVEN

#### QUICK CHANGE AXIAL MTSK DRIVEN TOOL

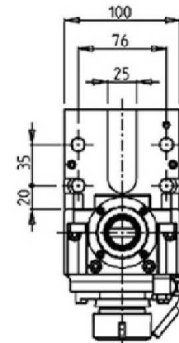
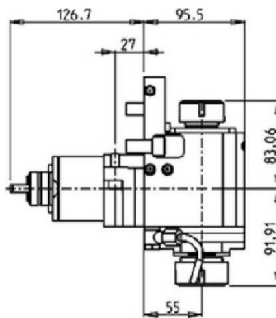
See Accessories for MTSK Quick Change Adaptors



Part Number	Description	Spindle	I	RPM	Cool Thru	Ext Cool	B
MSL0370150	Axial MTSK-50 Driven Tool	MTSK-50	1:1	6000		X	56.5
MSL0370250	Axial MTSK-50 Driven Tool Cool Thru	MTSK-50	1:1	6000	X	X	70

\* Coolant Thru tools are designed for 1000 psi.  
They require 5 Micron Filtration and **CANNOT** be run dry.

#### AXIAL OPPOSITE FACE TWIN DRIVEN TOOL



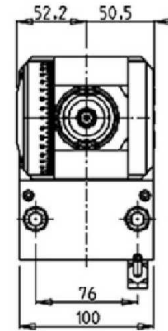
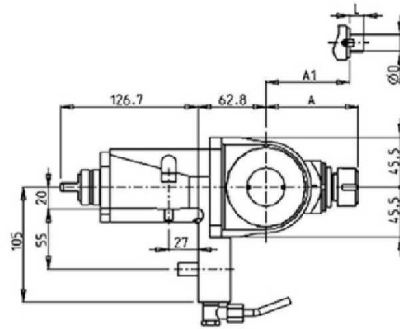
Part Number	Description	Spindle	I	RPM	Ext Cool
MSL0173225	Axial Opposite Face Twin ER32+ER25	ER32+ER25	1:1	6000	X



## GS200/230/260/280 - GA200/260/280 - GA2000/2600/2800/3000/3300/3600

### DRIVEN

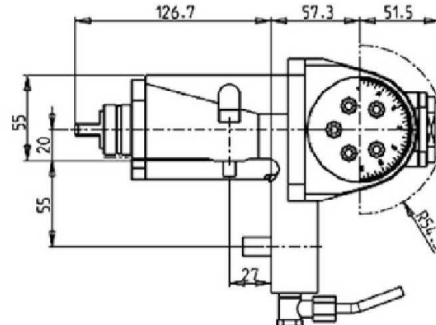
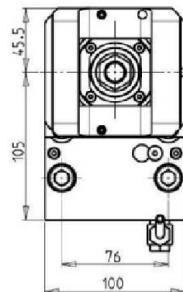

#### (0-180) ADJUSTABLE ANGLE DRIVEN TOOL



Part Number	Description	Spindle	I	RPM	Ext Cool	A	A1	D	L
MSL0230120	(0-180) Adj. Angle ER20	ER20	1:1	6000	X	85.16			
MSL0230125	(0-180) Adj. Angle ER25	ER25	1:1	6000	X	86.16			
MSL0230519	(0-180) Adj. Angle 3/4"x3/4"	3/4"x3/4"	1:1	6000	X		65	3/4"	3/4"
MSL0230516	(0-180) Adj. Angle 16x17mm	16x17	1:1	6000	X		65	16	17
MSL0230522	(0-180) Adj. Angle 22x19mm	22x19	1:1	6000	X		66	22	19

**Note :** Wrenches are provided with the purchase of Specialty Toolholders

#### (0-180) ADJUSTABLE ANGLE DRIVEN TOOL



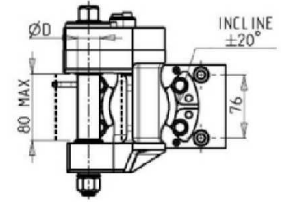
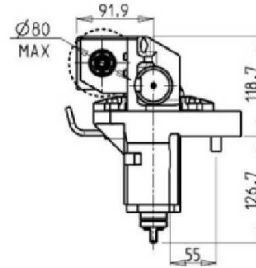
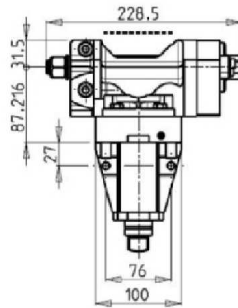

Part Number	Description	Spindle	I	RPM	Ext Cool
M0220020	(0-180) Adj. Angle ERA20	ERA20	1:1	6000	X

**Note :** Wrenches are provided with the purchase of Specialty Toolholders

**GS200/230/260/280 - GA200/260/280 - GA2000/2600/2800/3000/3300/3600**

**DRIVEN**

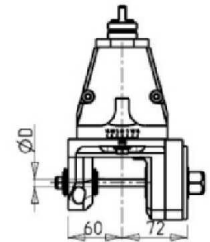
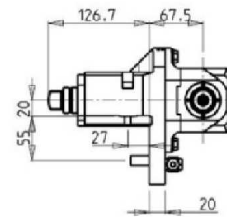
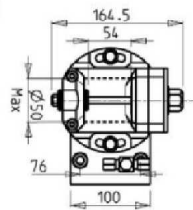
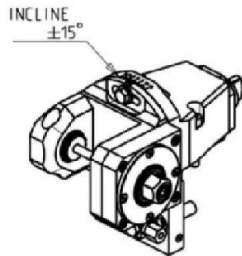
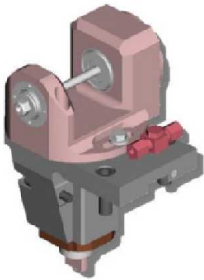
**DRIVEN GEAR HOBBER**



Part Number	Description	I	MAX RPM	Ext Cool	D (Inch)	D (mm)
M0081100	Gear Hobber 1:1	1:1	6000	X	3/4"-1"-1-1/4"	16-22-27-32
M0082100	Gear Hobber 2:1 Geared-Down	2:1	3000	X	3/4"-1"-1-1/4"	16-22-27-32

**Note :** Wrenches are provided with the purchase of Specialty Toolholders

**RADIAL DRIVEN GEAR HOBBER**



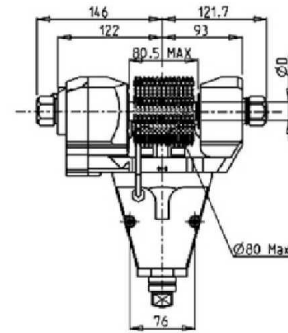
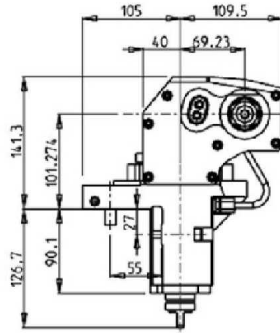

Part Number	Description	I	MAX RPM	Ext Cool	D
M0311108	Radial Driven Gear Hobb D=8	1:1	6000	X	8
M0311110	Radial Driven Gear Hobb D=10	1:1	6000	X	10
M0311113	Radial Driven Gear Hobb D=13	1:1	6000	X	13
M0311116	Radial Driven Gear Hobb D=16	1:1	6000	X	16

**Note :** Wrenches are provided with the purchase of Specialty Toolholders

**GS200/230/260/280 - GA200/260/280 - GA2000/2600/2800/3000/3300/3600**

**DRIVEN**

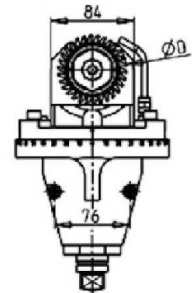
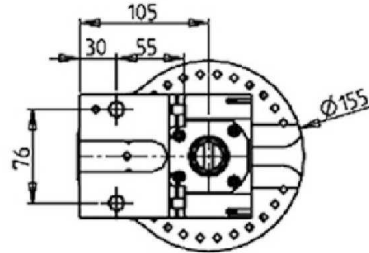
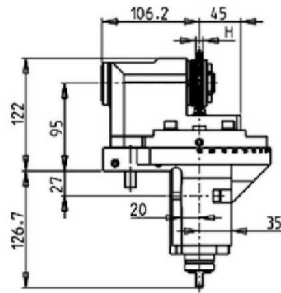

**REINFORCED DRIVEN GEAR HOBBER**



Part Number	Description	I	MAX RPM	Ext Cool	D (Inch)	D (mm)
MSL0381100	Reinforced Driven Gear Hobb 1:1	1:1	6000	X	3/4"-1"-1-1/4"	16-22-27-32
MSL0382100	Reinforced Driven Gear Hobb 2:1 Geared Down	2:1	3000	X	3/4"-1"-1-1/4"	16-22-27-32

**Note :** Wrenches are provided with the purchase of Specialty Toolholders

**DRIVEN TOOL FOR WORM SCREWS**



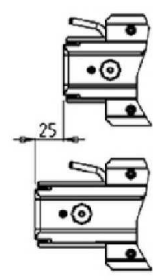
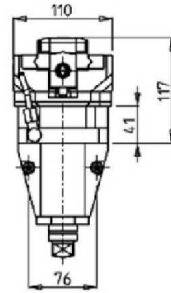
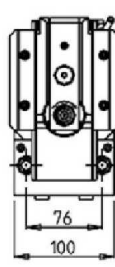
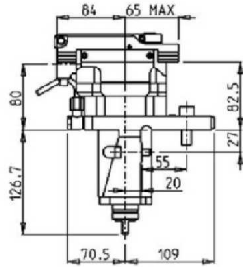

Part Number	Description	Spindle	I	RPM	Ext Cool	$\varnothing D$	H
MSL0428022	Driven Tool for Worm Screws 22x12mm	22x12	1:1	6000	X	63-70-80	MAX12

**Note :** Wrenches are provided with the purchase of Specialty Toolholders

**GS200/230/260/280 - GA200/260/280 - GA2000/2600/2800/3000/3300/3600**

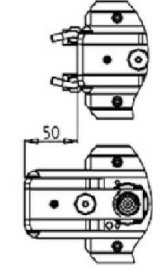
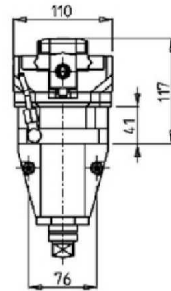
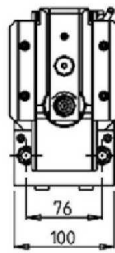
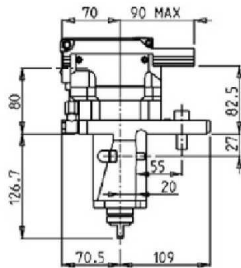

**DRIVEN**

**BROACHING/SLOTING DRIVEN TOOL 25mm STROKE H=80mm**



Part Number	Description	I	MAX RPM	Ext Cool
MSL0460200	Broaching/Slotting Driven Tool 25mm Stroke	4:1	2400	X

**BROACHING/SLOTING DRIVEN TOOL 50mm STROKE H=80mm**



Part Number	Description	I	MAX RPM	Ext Cool
MSL0460100	Broaching/Slotting Driven Tool 50mm Stroke	4:1	2000	X

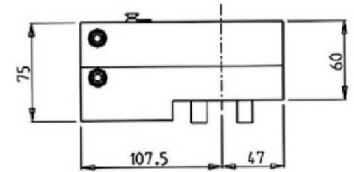
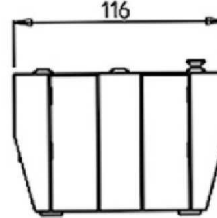
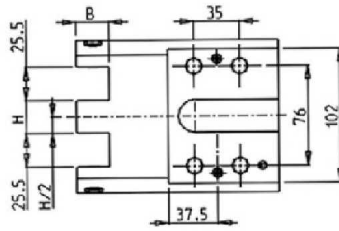

**GS200/230/260/280 - GA200/260/280 - GA2000/2600/2800/3000/3300/3600**

**STATIC**

**RADIAL SINGLE SIDE TWIN STATIC TOOL**

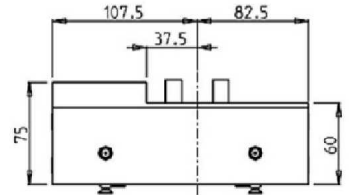
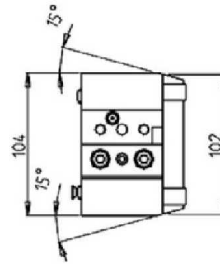
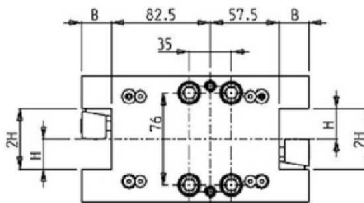

**THIS TOOL WILL NOT FIT THE FOLLOWING MACHINE MODELS:**

*GA2000/2600/2800/3000/3300/3600*



Part Number	Description	Dimensions	H	B
MSL0342500	Radial Single Side Twin 25mm	mm	25	25

**RADIAL DOUBLE STATIC TOOL**

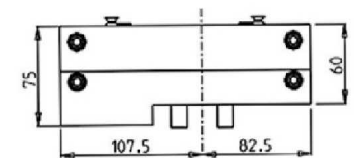
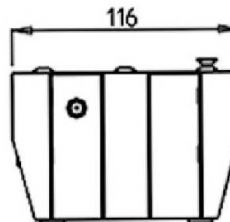
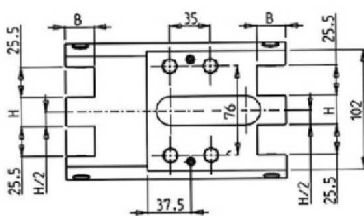



Part Number	Description	# of Tools	Dimensions	B	H
MSL0392500	Radial Double Static 25mm	2/4	mm	25	25

**RADIAL DOUBLE SIDE TWIN STATIC TOOL**

**THIS TOOL WILL NOT FIT THE FOLLOWING MACHINE MODELS:**

*GA2000/2600/2800/3000/3300/3600*

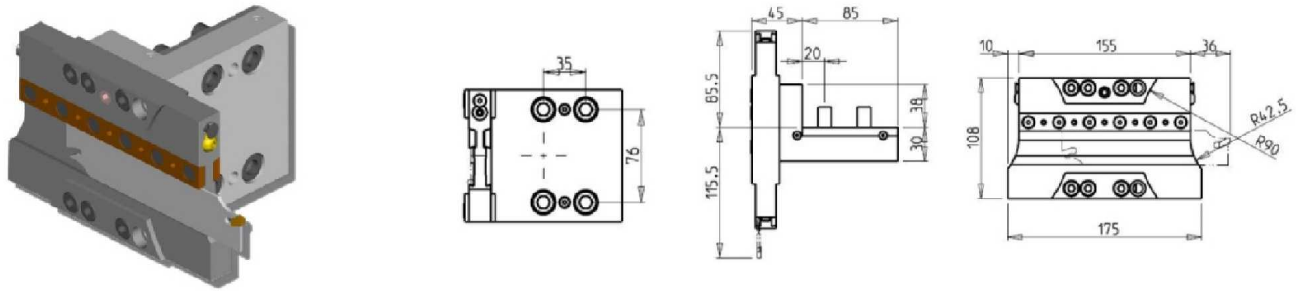


Part Number	Description	Dimensions	H	B
MSL0332500	Radial Double Side Twin 25mm	mm	25	25

**GS200/230/260/280 - GA200/260/280 - GA2000/2600/2800/3000/3300/3600**

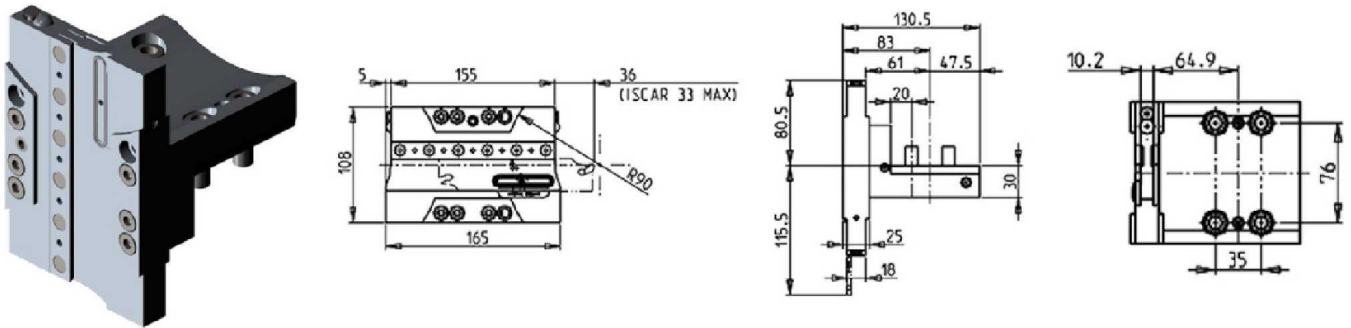
**STATIC**

**RADIAL DOUBLE BLADE HOLDER WITH BLADE KIT**



Part Number	Description	# of Tools
M0250132	Radial Double Blade Holder with Blade Kit	1
BLADEKIT	Blade Kit: 1 Blade, 10 Inserts	

**RADIAL DOUBLE BLADE HOLDER WITH INTERNAL COOLANT - BLADE KIT NOT INCLUDED**

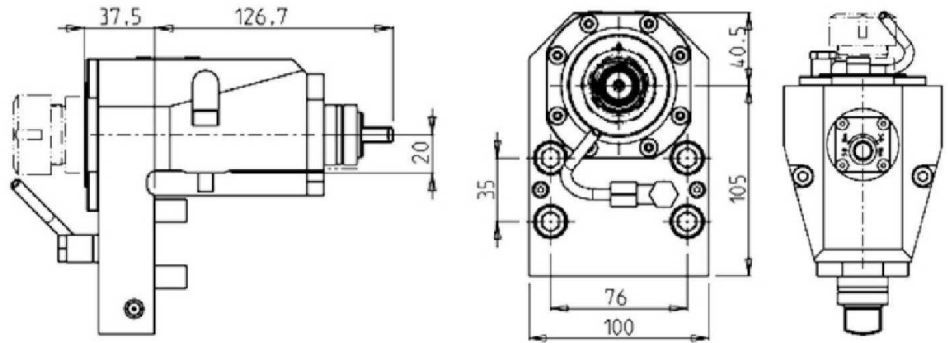



Part Number	Description	# of Tools	Ext Cool	Cool Thru
MSL0220132	Radial Double Blade Holder Cool Thru	1	X	X
COOL THRU BLADEKIT	Blade Kit: 1 Blade, 10 Inserts			

**GS200/230/260/280 - GA200/260/280 - GA2000/2600/2800/3000/3300/3600**

**CAPTO**

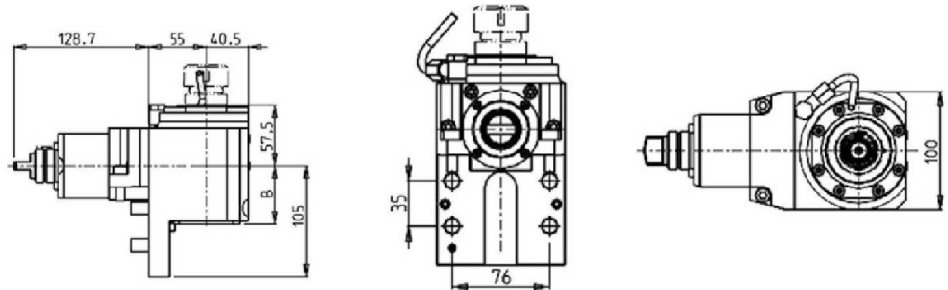
**RADIAL DRIVEN TOOL CAPTO C4**



Part Number	Description	Size	I	RPM	Cool Thru	Ext Cool
MSL0060140	Radial Driven Capto C4	C4	1:1	6000		X
MSL0060240	Radial Driven Capto C4 Cool Thru	C4	1:1	6000	X	X

\* Coolant Thru tools are designed for 1000 psi. They require 5 Micron Filtration and **CANNOT** be run dry.

**AXIAL DRIVEN TOOL CAPTO C4**



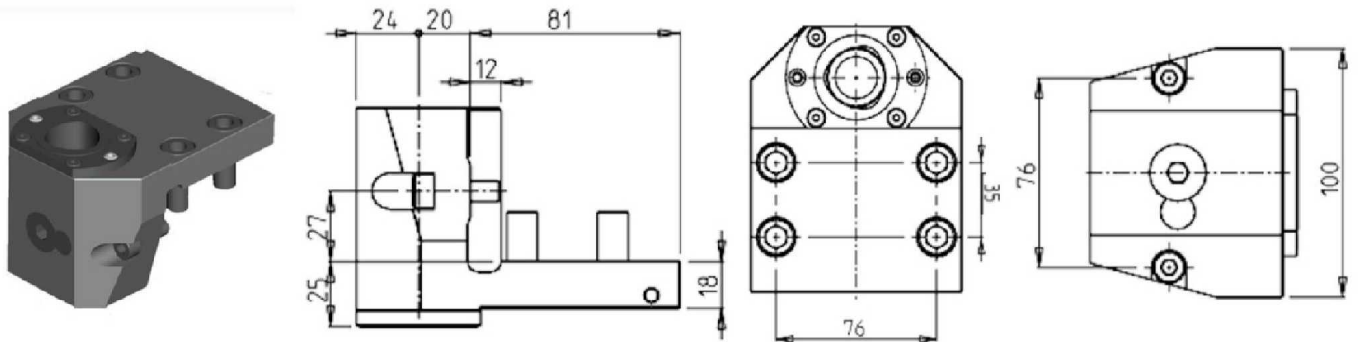
Part Number	Description	Size	I	RPM	Cool Thru	Ext Cool	B
MSL0050140	Axial Driven Tool Capto C4	C4	1:1	6000		X	55
MSL0050240	Axial Driven Tool Capto C4 Cool Thru	C4	1:1	6000	X	X	67.5

\* Coolant Thru tools are designed for 1000 psi. They require 5 Micron Filtration and **CANNOT** be run dry.

**GS200/230/260/280 - GA200/260/280 - GA2000/2600/2800/3000/3300/3600**

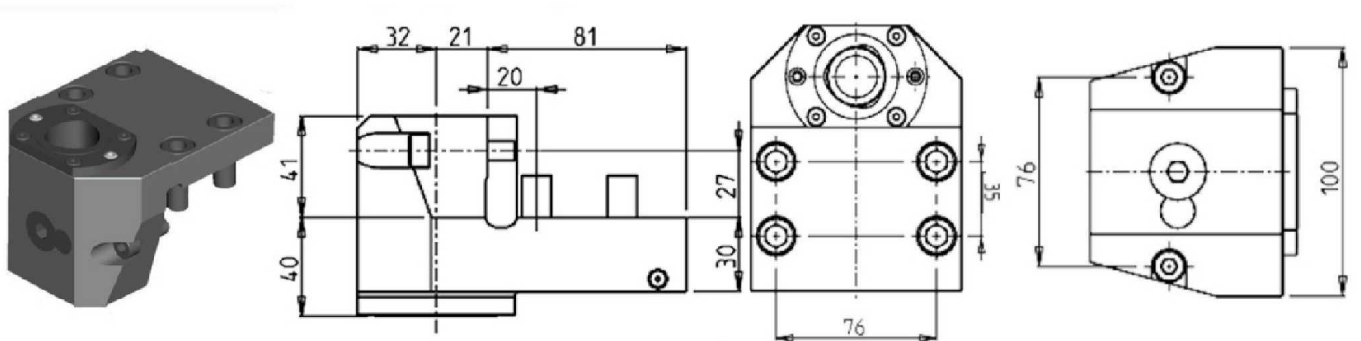
**CAPTO**

**RADIAL REAR-SET SINGLE STATIC TOOL CAPTO C4**



Part Number	Description	# of Tools	Cool Thru	Size
MSL0044010	Radial Rear-Set Single Static Capto C4 Right Hand	1	X	C4
MSL0044010LC	Radial Rear-Set Single Static Capto C4 Left Hand	1	X	C4

**RADIAL REAR SET SINGLE STATIC TOOL CAPTO C5**



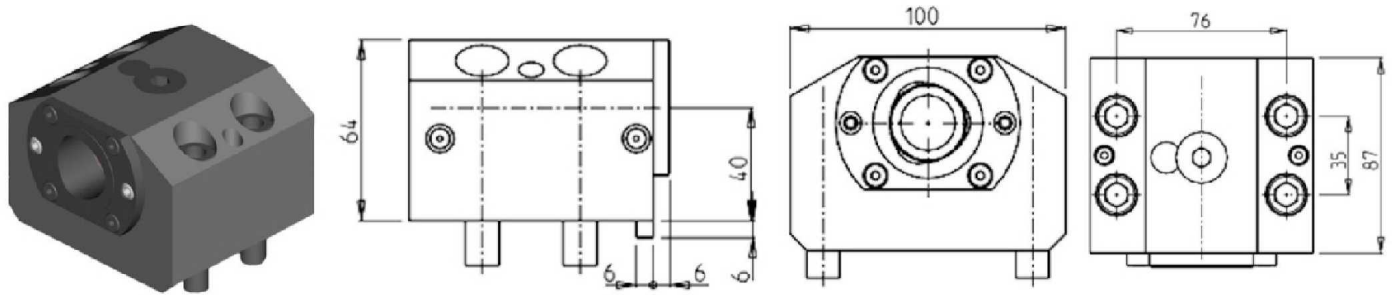
Part Number	Description	# of Tools	Cool Thru	Size
MSL0045010	Radial Rear-Set Single Static Capto C5 Right Hand	1	X	C5
MSL0045010LC	Radial Rear-Set Single Static Capto C5 Left Hand	1	X	C5



**GS200/230/260/280 - GA200/260/280 - GA2000/2600/2800/3000/3300/3600**

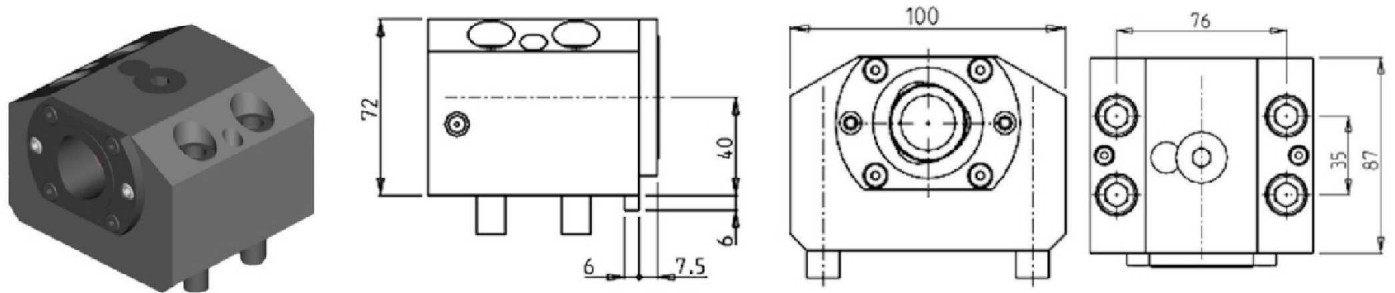
**CAPTO**

**AXIAL SINGLE STATIC TOOL CAPTO C4**



Part Number	Description	# of Tools	Cool Thru	Size
MSL0034010	Axial Single Static Capto C4 Right Hand	1	X	C4
MSL0034010LC	Axial Single Static Capto C4 Left Hand	1	X	C4

**AXIAL SINGLE STATIC TOOL CAPTO C5**

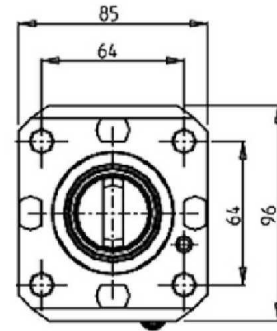
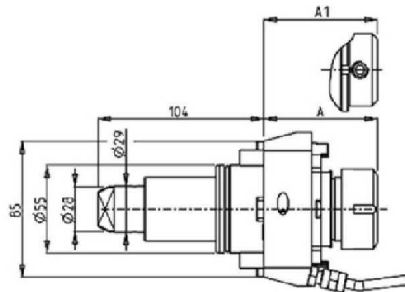



Part Number	Description	# of Tools	Cool Thru	Size
MSL0035010	Axial Single Static Capto C5 Right Hand	1	X	C5
MSL0035010LC	Axial Single Static Capto C5 Left Hand	1	X	C5

## GTX2000/2600 16ST. - GTZ2000/2600 16ST.

### DRIVEN

#### RADIAL DRIVEN TOOL

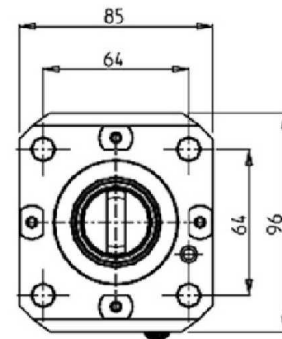
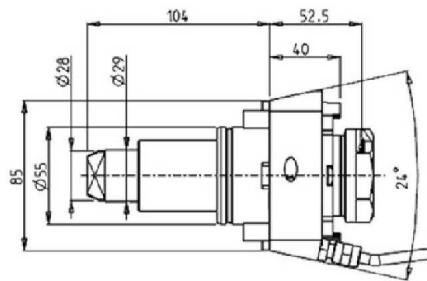



Part Number	Description	Spindle	I	RPM	Cool Thru	Ext. Cool	A
DWO 0901325	Radial ERA25	ERA25	1:1	6000		X	42.5
DWO 0901425	Radial ERA25 Cool Thru*	ERA25	1:1	6000	X	X	54.5
DWO 0901132	Radial ER32	ER32	1:1	6000		X	71.2
DWO 0901232	Radial ER32 Cool Thru*	ER32	1:1	6000	X	X	79.2
DWO 0901332	Radial ERA32	ERA32	1:1	6000		X	54.5
DWO 0901432	Radial ERA32 Cool Thru*	ERA32	1:1	6000	X	X	62.5

\*Coolant Thru tools are designed for 400 psi MAX.  
They require 5 Micron Filtration and **CANNOT** be run dry.

#### QUICK CHANGE RADIAL MTSK-40 DRIVEN TOOL

See Accessories for MTSK Quick Change Adaptors



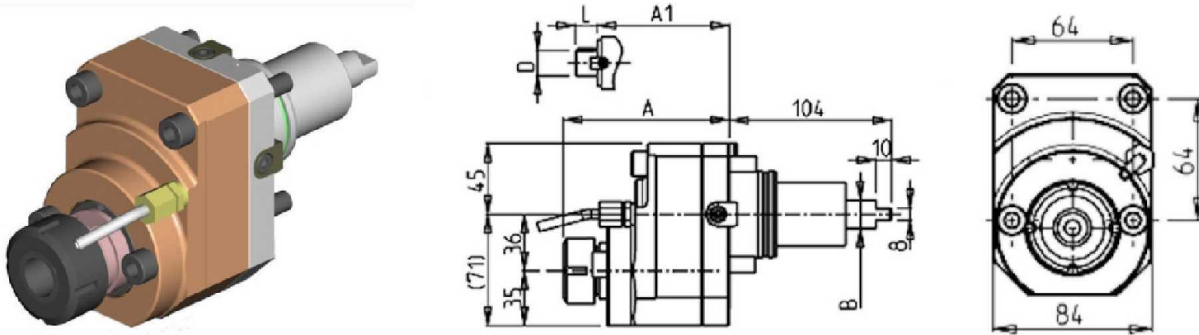
Part Number	Description	Spindle	I	RPM	Cool Thru	Ext Cool
DWO 0801140	Radial MTSK-40 Driven Tool	MTSK-40	1:1	6000		X
DWO 0800240	Radial MTSK-40 Driven Tool Cool Thru	MTSK-40	1:1	6000	X	X

\*Coolant Thru tools are designed for 400 psi MAX.  
They require 5 Micron Filtration and **CANNOT** be run dry.

## GTX2000/2600 16ST. - GTZ2000/2600 16ST.

### DRIVEN

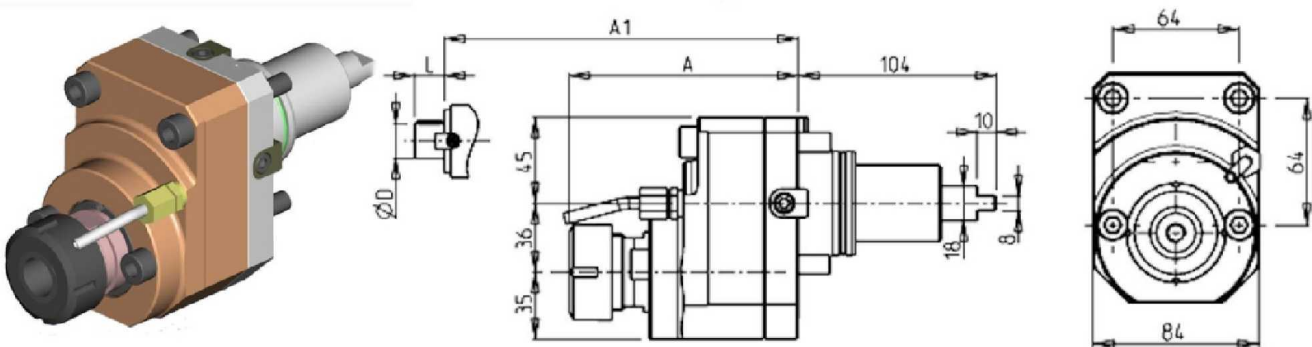
#### RADIAL DRIVEN TOOL RE-DIRECTED IN Z BY 36mm



Part Number	Description	Reversible	Spindle	I	RPM	Cool Thru	Ext. Cool	A	B	A1	D	L
DWO 2710420	Radial Redirected ERA20 Cool Thru	X	ERA20	1:1	6000	X	X	94.5	29			
0720025	Radial Redirected ER25	X	ER25	1:1	6000		X	106.86	20			
0720032	Radial Redirected ER32	X	ER32	1:1	6000		X	120.56	20			
0720016	Radial Redirected Mill Head 16x17mm	X	16x17	1:1	6000		X		20	88.5	16	17
0720022	Radial Redirected Mill Head 22x19mm	X	22x19	1:1	6000		X		20	90.5	22	19
0720027	Radial Redirected Mill Head 27x21mm	X	27x21	1:1	6000		X		20	92.5	27	21

\* Coolant Thru tools are designed for 1000 psi.  
They require 5 Micron Filtration and **CANNOT** be run dry.

#### RADIAL GEARED-DOWN 2:1 DRIVEN TOOL RE-DIRECTED IN Z BY 36mm

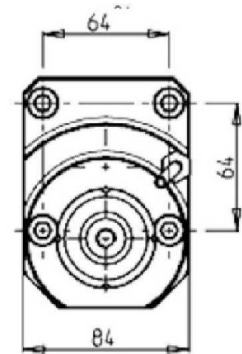
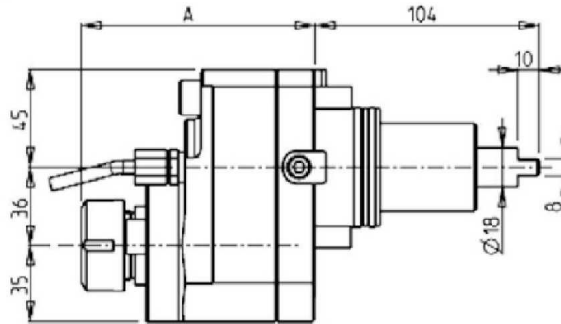



Part Number	Description	Reversible	Spindle	I	RPM	Ext. Cool	A	A1	D	L
0722132	Radial Geared-Down 2:1 Redirected ER32	X	ER32	2:1	3000	X	120.56			
0722116	Radial Geared-Down Redirected Mill Head	X	16x17	2:1	3000	X		88.5	16	17
0722122	Radial Geared-Down Redirected Mill Head	X	22x19	2:1	3000	X		90.5	22	19
0722127	Radial Geared-Down Redirected Mill Head	X	27x21	2:1	3000	X		92.5	27	21

## GTX2000/2600 16ST. - GTZ2000/2600 16ST.

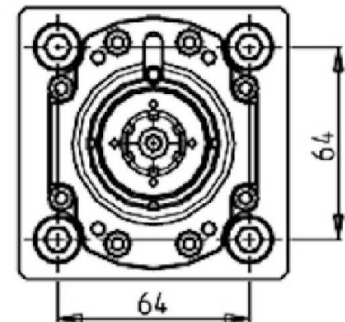
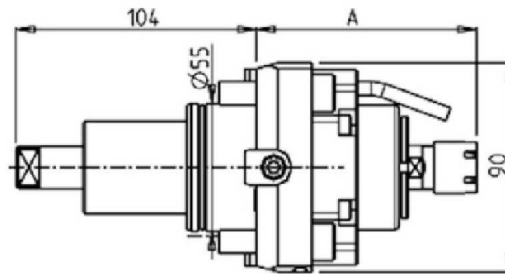

### DRIVEN

#### RADIAL GEARED-UP 1:2 DRIVEN TOOL RE-DIRECTED IN Z BY 36mm



Part Number	Description	Reversible	Spindle	I	RPM	Ext. Cool	A
0721225	Radial Geared-Up 1:2 Redirected ER25	X	ER25	1:2	12000	X	108.56

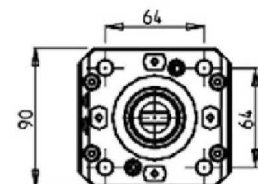
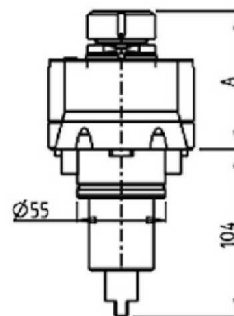
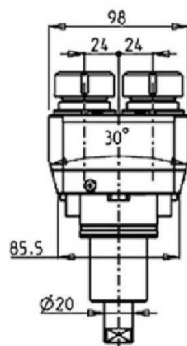

#### RADIAL GEARED-UP DRIVEN TOOL I=1:5.625



Part Number	Description	Spindle	I	RPM	Cool Thru	Ext. Cool	A
DWO 0600116	Radial Geared-Up 1:5.625 ER16	ER16	1:5.625	22500		X	95.25
DWO 0600111	Radial Geared-Up 1:5.625 ER11 Cool Thru*	ER11	1:5.625	22500	X	X	107.45

\*Coolant Thru tools are designed for 400 psi MAX.  
They require 5 Micron Filtration and **CANNOT** be run dry.

#### RADIAL SINGLE-SIDE TWIN HEAD DRIVEN TOOL IN Y-AXIS

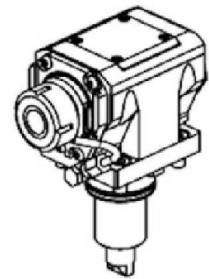
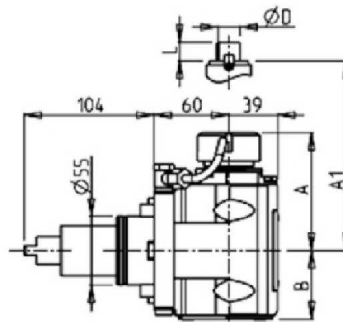
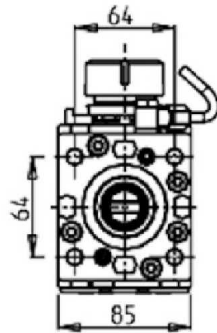



Part Number	Description	Spindle	I	RPM	Ext. Cool	A
0730016X2	Radial Double Outlet ER16	ER16	1:1	6000	X	84.5
0730025X2	Radial Double Outlet ER25	ER25	1:1	6000	X	85

## GTX2000/2600 16ST. - GTZ2000/2600 16ST.

### DRIVEN

#### AXIAL DRIVEN TOOL H=60mm

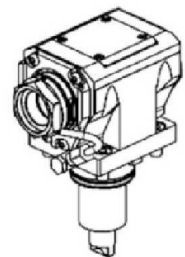
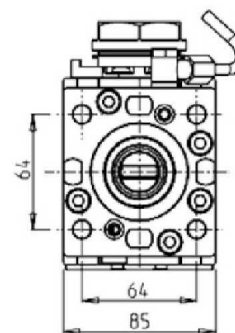
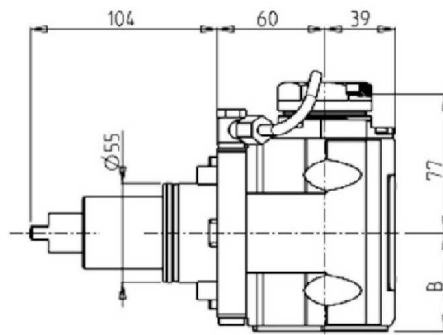


Part Number	Description	Spindle	I	RPM	Reversible	Cool Thru	Ext. Cool	A	A1	B	D	L
DWO 0870125	Axial ER25 H=60mm	ER25	1:1	6000	X		X	91.16		54.5		
DWO 0870225	Axial ER25 H=60mm Cool Thru*	ER25	1:1	6000	X	X	X	91.16		65.5		
DWO 0870325	Axial ERA25 H=60mm	ERA25	1:1	6000	X		X	65		54.5		
DWO 0870425	Axial ERA25 H=60mm Cool Thru*	ERA25	1:1	6000	X	X	X	65		65.5		
DWO 0870132	Axial ER32 H=60mm	ER32	1:1	6000	X		X	93.66		54.5		
DWO 0870232	Axial ER32 H=60mm Cool Thru*	ER32	1:1	6000	X	X	X	93.66		65.5		
DWO 0870140	Axial ER40 H=60mm	ER40	1:1	6000	X		X	98.16		54.5		
DWO 0870240	Axial ER40 H=60mm Cool Thru*	ER40	1:1	6000	X	X	X	98.16		65.5		
DWO 0870516	Axial Mill Head D=17 L=17 H=60mm	16x17	1:1	6000	X		X		67.5	54.5	16	17
DWO 0870522	Axial Mill Head D=22 L=19 H=60mm	22x19	1:1	6000	X		X		67.5	54.5	22	19
DWO 0870527	Axial Mill Head D=27 L=21 H=60mm	27x21	1:1	6000	X		X		70	54.5	27	21

\* Coolant Thru tools are designed for 1000 psi.  
They require 5 Micron Filtration and **CANNOT** be run dry.

#### QUICK CHANGE AXIAL MTSK DRIVEN TOOL H=60mm

See Accessories for MTSK Quick Change Adaptors



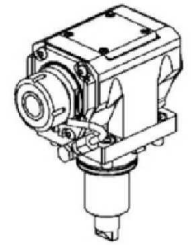
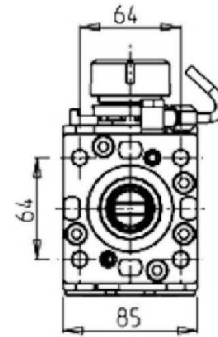
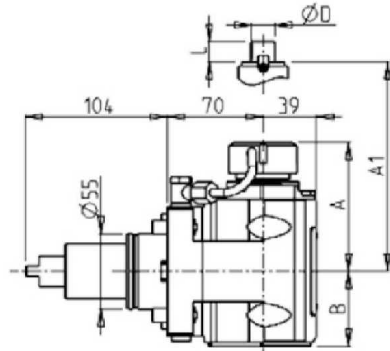
Part Number	Description	Spindle	Reversible	I	RPM	Cool Thru	Ext. Cool	B
DWO 0770140	Axial MTSK-40 H=60mm	MTSK-40	X	1:1	6000		X	54.5
DWO 0770240	Axial MTSK-40 H=60mm Cool Thru*	MTSK-40	X	1:1	6000	X	X	65.5

\* Coolant Thru tools are designed for 1000 psi.  
They require 5 Micron Filtration and **CANNOT** be run dry.

## GTX2000/2600 16ST. - GTZ2000/2600 16ST.

### DRIVEN

#### AXIAL DRIVEN TOOL H=70mm



Part Number	Description	Spindle	Reversible	I	RPM	Cool Thru	Ext. Cool	A	A1	B	D	L
DWO 0880125	Axial ER25 H=70mm	ER25	X	1:1	6000		X	91.16		54.5		
DWO 0880225	Axial ER25 H=70mm Cool Thru*	ER25	X	1:1	6000	X	X	91.16		65.5		
DWO 0880325	Axial ERA25 H=70mm	ERA25	X	1:1	6000		X	65		54.5		
DWO 0880425	Axial ERA25 H=70mm Cool Thru*	ERA25	X	1:1	6000	X	X	65		54.5		
DWO 0880132	Axial ER32 H=70mm	ER32	X	1:1	6000		X	93.66		54.5		
DWO 0880232	Axial ER32 H=70mm Cool Thru*	ER32	X	1:1	6000	X	X	93.66		65.5		
DWO 0880140	Axial ER40 H=70mm	ER40	X	1:1	6000		X	98.16		54.5		
DWO 0880240	Axial ER40 H=70mm Cool Thru*	ER40	X	1:1	6000	X	X	98.16		65.5		
DWO 0880516	Axial Mill Head H=70mm	16x17	X	1:1	6000		X		67.5	54.5	16	17
DWO 0880522	Axial Mill Head H=70mm	22x19	X	1:1	6000		X		67.5	54.5	22	19
DWO 0880527	Axial Mill Head H=70mm	27x21	X	1:1	6000		X		70	54.5	27	21

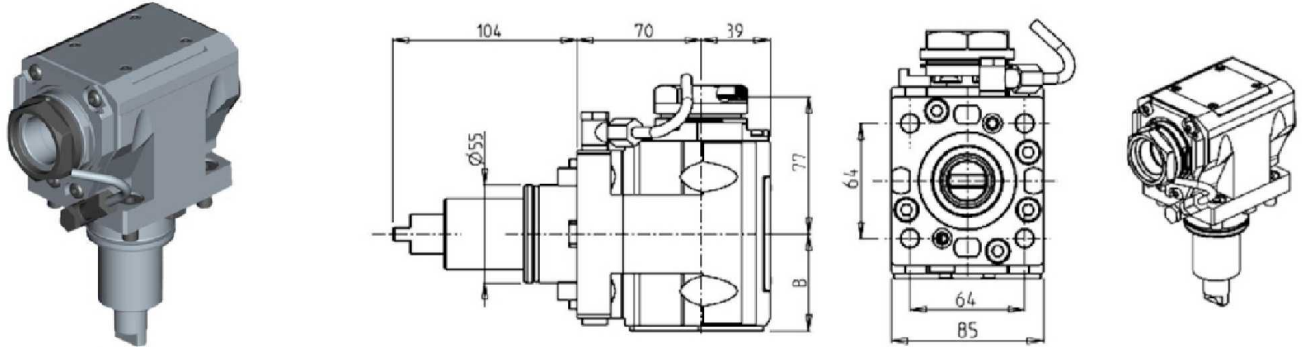
\* Coolant Thru tools are designed for 1000 psi.  
They require 5 Micron Filtration and **CANNOT** be run dry.

## GTX2000/2600 16ST. - GTZ2000/2600 16ST.

### DRIVEN

#### QUICK CHANGE AXIAL MTSK DRIVEN TOOL H=70mm

See Accessories for MTSK Quick Change Adaptors



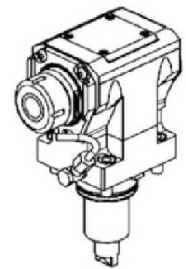
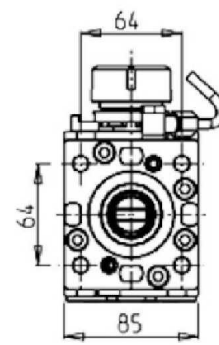
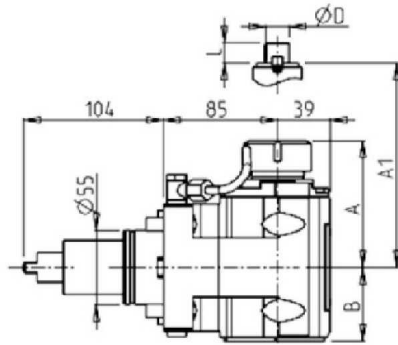
Part Number	Description	Spindle	Reversible	I	RPM	Cool Thru	Ext. Cool	B
DWO 0780140	Axial MTSK-40 H=70mm	MTSK-40	X	1:1	6000		X	54.5
DWO 0780240	Axial MTSK-40 H=70mm Cool Thru*	MTSK-40	X	1:1	6000	X	X	65.5

\* Coolant Thru tools are designed for 1000 psi.  
They require 5 Micron Filtration and **CANNOT** be run dry.

## GTX2000/2600 16ST. - GTZ2000/2600 16ST.

### DRIVEN

#### AXIAL DRIVEN TOOL H=85mm

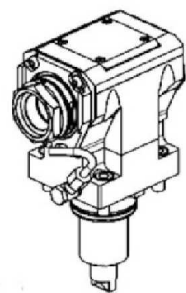
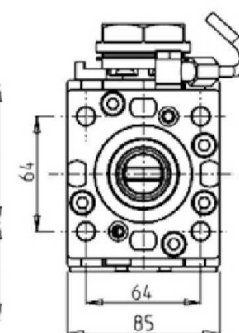
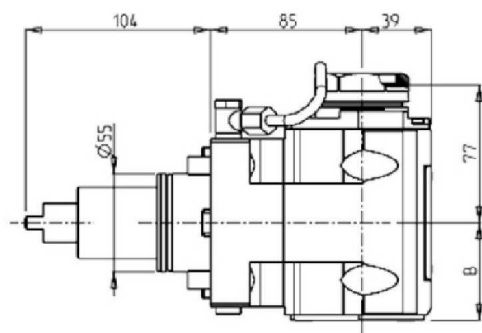


Part Number	Description	Spindle	I	RPM	Reversible	Cool Thru	Ext. Cool	A	A1	B	D	L
DWO 0890125	Axial ER25 H=85mm	ER25	1:1	6000	X		X	91.16	54.5			
DWO 0890225	Axial ER25 H=85mm Cool Thru*	ER25	1:1	6000	X	X	X	91.16	65.5			
DWO 0890325	Axial ERA25 H=85mm	ERA25	1:1	6000	X		X	65	54.5			
DWO 0890425	Axial ERA25 H=85mm Cool Thru*	ERA25	1:1	6000	X	X	X	65	65.5			
DWO 0890132	Axial ER32 H=85mm	ER32	1:1	6000	X		X	93.66	54.5			
DWO 0890232	Axial ER32 H=85mm Cool Thru*	ER32	1:1	6000	X	X	X	93.66	65.5			
DWO 0890140	Axial ER40 H=85mm	ER40	1:1	6000	X		X	98.16	54.5			
DWO 0890240	Axial ER40 H=85mm Cool Thru*	ER40	1:1	6000	X	X	X	98.16	65.5			
DWO 0890516	Axial Mill Head D=16 L=17 H=85mm	16x17	1:1	6000	X		X		67.5	54.5	16	17
DWO 0890522	Axial Mill Head D=22 L=19 H=85mm	22x19	1:1	6000	X		X		67.5	54.5	22	19
DWO 0890527	Axial Mill Head D=27 L=21 H=85mm	27x21	1:1	6000	X		X		70	54.5	27	21

\* Coolant Thru tools are designed for 1000 psi.  
They require 5 Micron Filtration and **CANNOT** be run dry.

#### QUICK CHANGE AXIAL MTSK DRIVEN TOOL H=85mm

See Accessories for MTSK Quick Change Adaptors



Part Number	Description	Spindle	Reversible	I	RPM	Cool Thru	Ext. Cool	B
DWO 0790140	Axial MTSK-40 H=85mm	MTSK-40	X	1:1	6000		X	54.5
DWO 0790240	Axial MTSK-40 H=85mm Cool Thru*	MTSK-40	X	1:1	6000	X	X	65.5

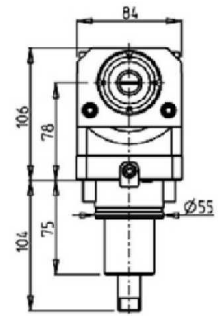
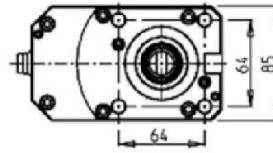
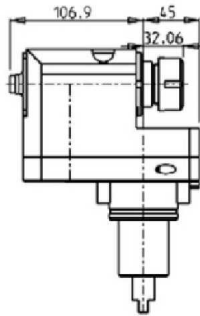
\* Coolant Thru tools are designed for 1000 psi.  
They require 5 Micron Filtration and **CANNOT** be run dry.



## GTX2000/2600 16ST. - GTZ2000/2600 16ST.

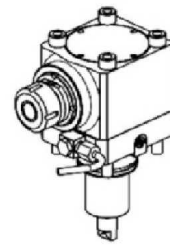
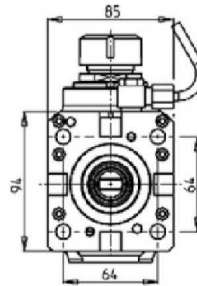
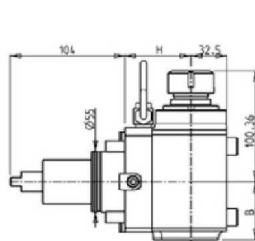

### DRIVEN

#### AXIAL REAR-SET DRIVEN TOOL



Part Number	Description	Reversible	Spindle	I	RPM	Ext. Cool
0630025	Axial ER25 Standard Rear-Set H=78mm	X	ER25	1:1	6000	X

#### AXIAL GEARED-UP DRIVEN TOOL I=1:2




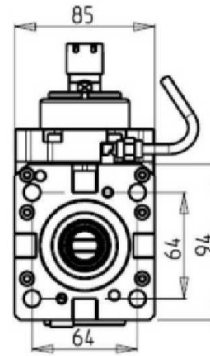
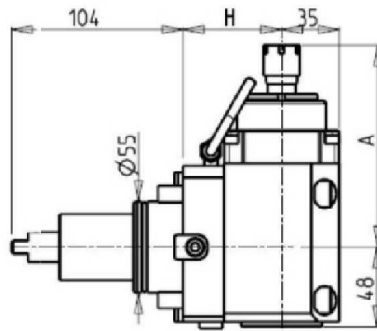

Part Number	Description	Spindle	Reversible	I	RPM	Cool Thru	Ext. Cool	H	B
0891225	Axial Geared-Up 1:2 ER25 H=60mm	ER25	X	1:2	12000		X	60	55.5
0891325	Axial Geared-Up 1:2 ER25 H=60mm Cool Thru*	ER25	X	1:2	12000	X	X	60	66.5
0893625	Axial Geared-Up 1:2 ER25 H=70mm	ER25	X	1:2	12000		X	70	55.5
0893725	Axial Geared-Up 1:2 ER25 H=70mm Cool Thru*	ER25	X	1:2	12000	X	X	70	66.5
0892425	Axial Geared-Up 1:2 ER25 H=85mm	ER25	X	1:2	12000		X	85	55.5
0892525	Axial Geared-Up 1:2 ER25 H=85mm Cool Thru*	ER25	X	1:2	12000	X	X	85	66.5

\* Coolant Thru tools are designed for 1000 psi. They require 5 Micron Filtration and **CANNOT** be run dry.

## GTX2000/2600 16ST. - GTZ2000/2600 16ST.

### DRIVEN

#### AXIAL GEARED-UP DRIVEN TOOL I=1:5.625



Part Number	Description	Reversible	Spindle	I	RPM	Cool Thru	Ext. Cool	A	H
DWO 0190116	Axial Geared-Up H=60mm	X	ER16	1:5.625	22500		X	121.8	60
DWO 0190111	Axial Geared-Up Cool Thru* H=60mm	X	ER11	1:5.625	22500	X		134	60
DWO 0190316	Axial Geared-Up H=70mm	X	ER16	1:5.625	22500		X	121.8	70
DWO 0190311	Axial Geared-Up Cool Thru* H=70mm	X	ER11	1:5.625	22500	X		134	70
DWO 0190216	Axial Geared-Up H=85mm	X	ER16	1:5.625	22500		X	121.8	85
DWO 0190211	Axial Geared-Up Cool Thru* H=85mm	X	ER11	1:5.625	22500	X		134	85

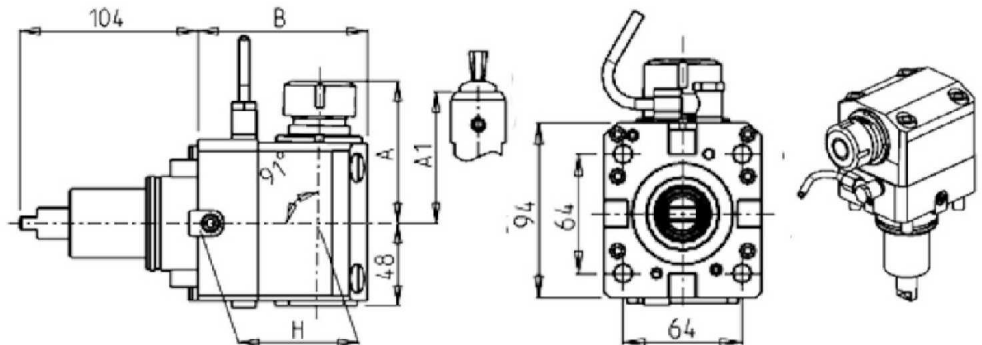

\*Coolant Thru tools are designed for 400 psi MAX.  
They require 5 Micron Filtration and **CANNOT** be run dry.

## GTX2000/2600 16ST. - GTZ2000/2600 16ST.

### DRIVEN

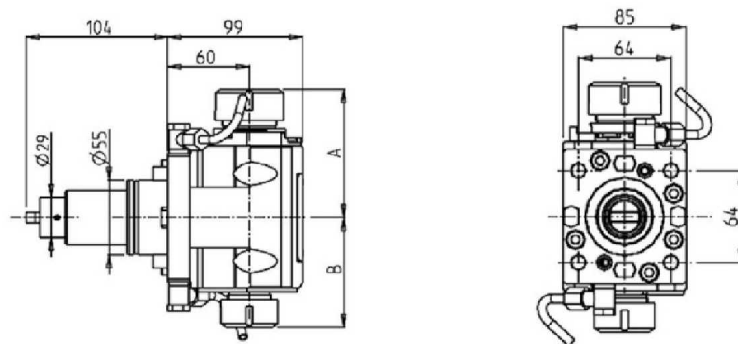
#### AXIAL DRIVEN TOOL FOR INTERNAL POLYGON MAKING

See Accessories for Polygon Making Mill Heads



Part Number	Description	Reversible	Spindle	I	RPM	Ext. Cool	A	A1	H	B
0319125	Internal Polygon-Making ER25	X	ER25	1:1	6000	X	82.35		60	89
0319108	Internal Polygon-Making Weldon 8	X	Weldon 8	1:1	6000	X		76.5	60	89
0319110	Internal Polygon-Making Weldon 10	X	Weldon 10	1:1	6000	X		76.5	60	89
0319112	Internal Polygon-Making Weldon 12	X	Weldon 12	1:1	6000	X		76.5	60	89
0319116	Internal Polygon-Making Weldon 16	X	Weldon 16	1:1	6000	X		73.5	60	89
DWO 0249125	Internal Polygon-Making ER25	X	ER25	1:1	6000	X	82.35		70	99
DWO 0249108	Internal Polygon-Making Weldon 8	X	Weldon 8	1:1	6000	X		76.5	70	99
DWO 0249110	Internal Polygon-Making Weldon 10	X	Weldon 10	1:1	6000	X		76.5	70	99
DWO 0249112	Internal Polygon-Making Weldon 12	X	Weldon 12	1:1	6000	X		76.5	70	99
DWO 0249116	Internal Polygon-Making Weldon 16	X	Weldon 16	1:1	6000	X		76.5	70	99
DWO 0029125	Internal Polygon-Making ER25	X	ER25	1:1	6000	X	82.35		85	114
DWO 0029108	Internal Polygon-Making Weldon 8	X	Weldon 8	1:1	6000	X		76.5	85	114
DWO 0029110	Internal Polygon-Making Weldon 10	X	Weldon 10	1:1	6000	X		76.5	85	114
DWO 0029112	Internal Polygon-Making Weldon 12	X	Weldon 12	1:1	6000	X		76.5	85	114
DWO 0029116	Internal Polygon-Making Weldon 16	X	Weldon 16	1:1	6000	X		73.5	85	114

#### AXIAL OPPOSITE FACE DRIVEN TOOL

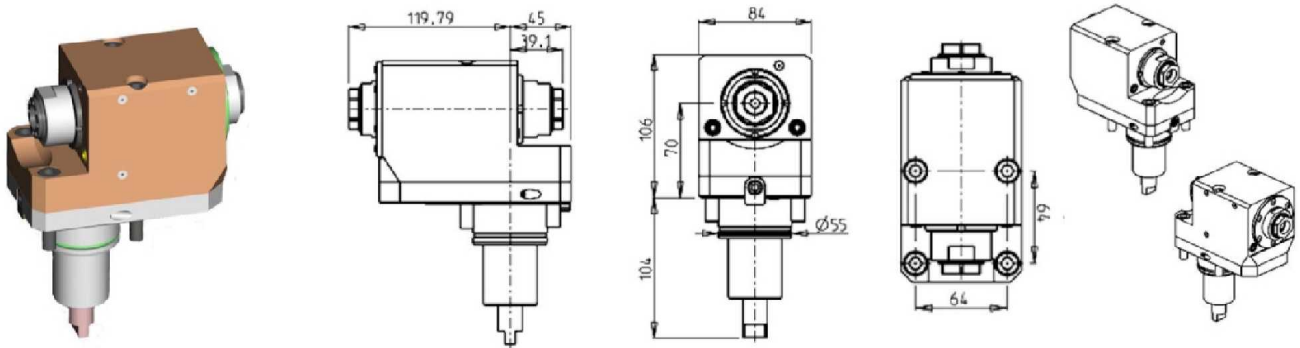


Part Number	Description	Spindle	I	RPM	Reversible	Ext. Cool	A	B
DWO 1703225	Axial Double Outlet ER32/ER25 H=60mm	ER32+ER25	1:1	6000	X	X	93.66	80.16
DWO 1702520	Axial Double Outlet ERA25/ERA20 H=60mm	ERA25+ERA20	1:1	6000	X	X	65	55.5
DWO 1713225	Axial Double Outlet ER32/ER25 H=70mm	ER32+ER25	1:1	6000	X	X	93.66	80.16
DWO 1712520	Axial Double Outlet ERA25/ERA20 H=70mm	ERA25+ERA20	1:1	6000	X	X	65	55.5
DWO 1723225	Axial Double Outlet ER32/ER25 H=85mm	ER32+ER25	1:1	6000	X	X	93.66	80.16
DWO 1722520	Axial Double Outlet ERA25/ERA20 H=85mm	ERA25+ERA20	1:1	6000	X	X	65	55.5

## GTX2000/2600 16ST. - GTZ2000/2600 16ST.

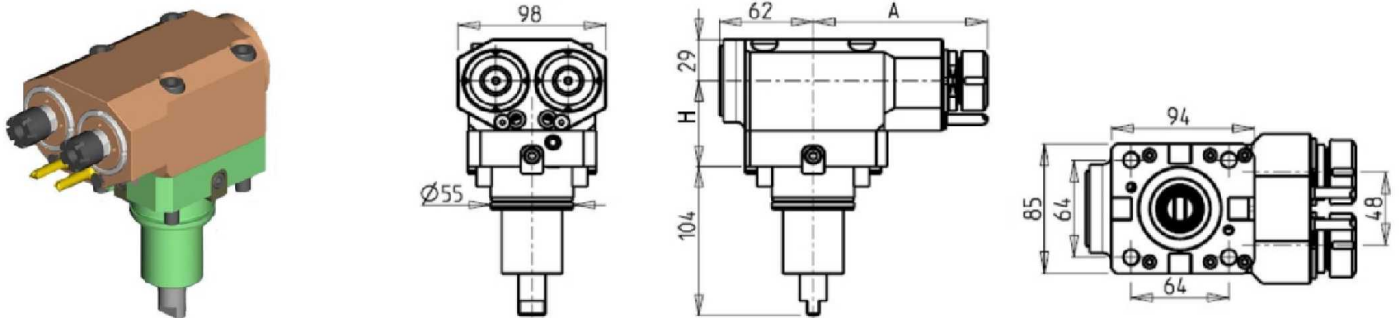
### DRIVEN

#### AXIAL OPPOSITE FACE DRIVEN TOOL REAR SET



Part Number	Description	Spindle	I	RPM	Reversible	Ext. Cool
0632525	Axial Off-Set Double Outlet ERA25/ERA25	ERA25+ERA25	1:1	6000	X	X

#### AXIAL SINGLE SIDE TWIN HEAD DRIVEN TOOL

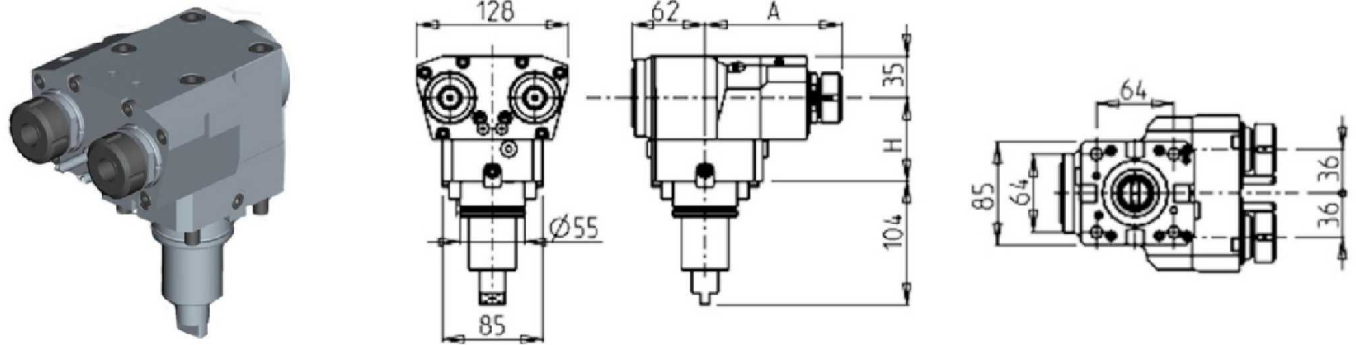


Part Number	Description	Reversible	Spindle	I	RPM	Ext. Cool	A	H
DWO 0102216	Axial Y AXIS Double Outlet ER16 H=70mm	X	ER16	1:1	6000	X	115.15	70
DWO 0102225	Axial Y AXIS Double Outlet ER25 H=70mm	X	ER25	1:1	6000	X	115.61	70
DWO 0101216	Axial Y AXIS Double Outlet ER16 H=85mm	X	ER16	1:1	6000	X	115.15	85
DWO 0101225	Axial Y AXIS Double Outlet ER25 H=85mm	X	ER25	1:1	6000	X	115.61	85

## GTX2000/2600 16ST. - GTZ2000/2600 16ST.

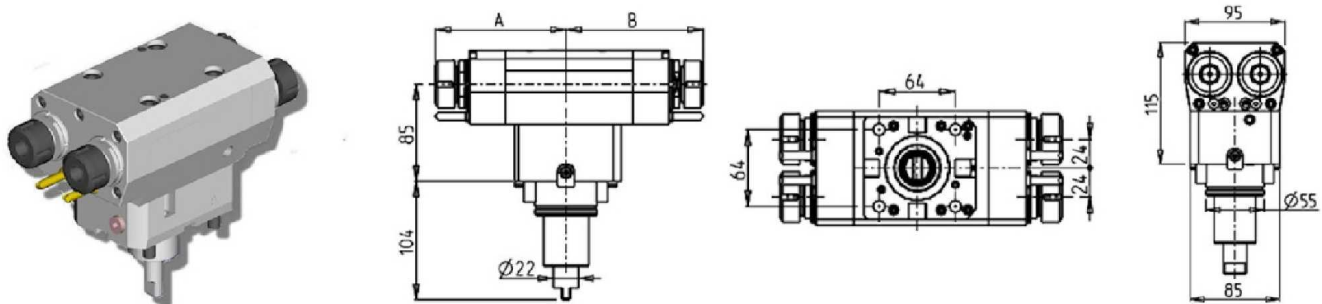
### DRIVEN

#### AXIAL GEARED-UP 1:2 SINGLE SIDE TWIN HEAD DRIVEN TOOL IN Y



Part Number	Description	Reversible	Spindle	I	RPM	Ext. Cool	A	H
DWO 0951216	Axial Geared-Up 1:2 Y-Axis Double ER16 H=70	X	ER16	1:2	12000	X	115	70
DWO 0951225	Axial Geared-Up 1:2 Y-Axis Double ER25 H=70	X	ER25	1:2	12000	X	115.96	70
DWO 0952216	Axial Geared-Up 1:2 Y-Axis Double ER16 H=85	X	ER16	1:2	12000	X	115	85
DWO 0952225	Axial Geared-Up 1:2 Y-Axis Double ER25 H=85	X	ER25	1:2	12000	X	115.96	85

#### AXIAL MULTIPLE 2+2 OUTLET DRIVEN TOOL IN Y

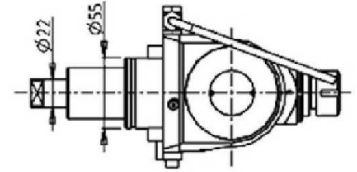
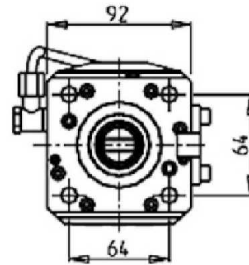
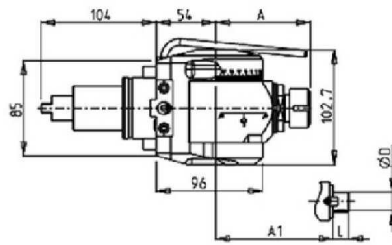


Part Number	Description	Spindle	I	RPM	Reversible	# of Tools	Ext Cool	A	B	H
DWO 2400416	Axial Multiple 2+2 Outlet in Y ER16+ER16	ER16+ER16	1:1	6000	X	2+2	X	114.7	120.7	70
DWO 2400425	Axial Multiple 2+2 Outlet in Y ER25+ER25	ER25+ER25	1:1	6000	X	2+2	X	115.6	121.6	70
DWO 2402416	Axial Multiple 2+2 Outlet in Y ER16+ER16	ER16+ER16	1:1	6000	X	2+2	X	114.7	120.7	85
DWO 2402425	Axial Multiple 2+2 Outlet in Y ER25+ER25	ER25+ER25	1:1	6000	X	2+2	X	115.6	121.6	85

## GTX2000/2600 16ST. - GTZ2000/2600 16ST.

### DRIVEN

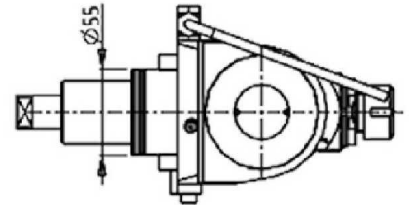
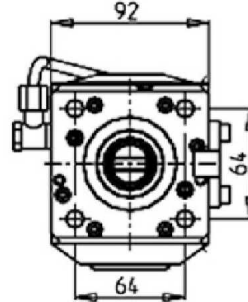
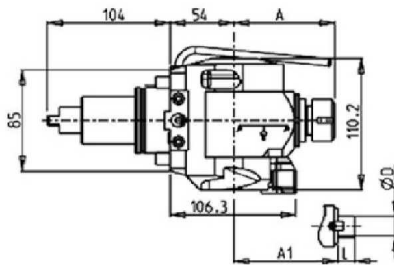
#### 0-180 ADJUSTABLE ANGLE DRIVEN TOOL H=54mm



Part Number	Description	Spindle	I	RPM	Reversible	Ext Cool	A	A1	D	L
DWO 1910120	0-180 Adjustable Angle ER20	ER20	1:1	6000	X	X	85.16			
DWO 1910125	0-180 Adjustable Angle ER25	ER25	1:1	6000	X	X	86.16			
DWO 1910519	0-180 Adjustable Angle 3/4"x3/4"	3/4"x3/4"	1:1	6000	X	X	65	3/4"	3/4"	
DWO 1910516	0-180 Adjustable Angle 16x17mm	16x17mm	1:1	6000	X	X	65	16	17	
DWO 1910522	0-180 Adjustable Angle 22x19mm	22x19mm	1:1	6000	X	X	66	22	19	

**Note :** Wrenches are provided with the purchase of Specialty Toolholders

#### 0-180 ADJUSTABLE ANGLE DRIVEN TOOL WITH DIGITAL DISPLAY H=54mm



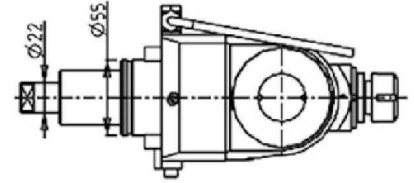
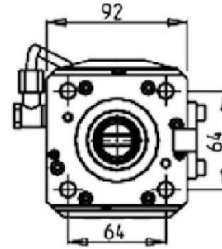
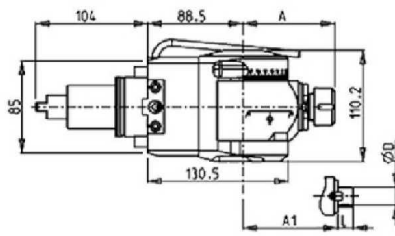
Part Number	Description	Spindle	I	RPM	Reversible	Ext Cool	A	A1	D	L
DWO 1840120	0-180 Adj. Angle ER20 with Digital Display	ER20	1:1	6000	X	X	85.16			
DWO 1840125	0-180 Adj. Angle ER5 with Digital Display	ER25	1:1	6000	X	X	86.16			
DWO 1840519	0-180 Adj. Angle 3/4"x3/4" with Digital Display	3/4"x3/4"	1:1	6000	X	X	65	3/4"	3/4"	
DWO 1840516	0-180 Adj. Angle 16x17mm with Digital Display	16x17mm	1:1	6000	X	X	65	16	17	
DWO 1840522	0-180 Adj. Angle 22x19mm with Digital Display	22x19mm	1:1	6000	X	X	66	22	19	

**Note :** Wrenches are provided with the purchase of Specialty Toolholders

## GTX2000/2600 16ST. - GTZ2000/2600 16ST.

### DRIVEN

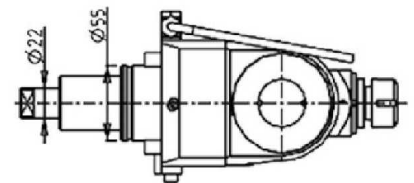
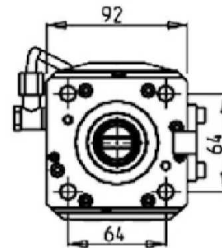
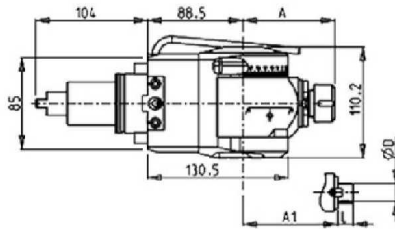
#### 0-180 ADJUSTABLE ANGLE DRIVEN TOOL H=88.5mm



Part Number	Description	Spindle	I	RPM	Reversible	Ext Cool	A	A1	D	L
DWO 1970120	0-180 Adjustable Angle ER20	ER20	1:1	6000	X	X	85.16			
DWO 1970125	0-180 Adjustable Angle ER25	ER25	1:1	6000	X	X	86.16			
DWO 1970519	0-180 Adjustable Angle 3/4"x3/4"	3/4"x3/4"	1:1	6000	X	X	65	3/4"	3/4"	
DWO 1970516	0-180 Adjustable Angle 16x17mm	16x17mm	1:1	6000	X	X	65	16	17	
DWO 1970522	0-180 Adjustable Angle 22x19mm	22x19mm	1:1	6000	X	X	66	22	19	

**Note :** Wrenches are provided with the purchase of Specialty Toolholders

#### 0-180 ADJUSTABLE ANGLE DRIVEN TOOL WITH DIGITAL DISPLAY H=88.5mm



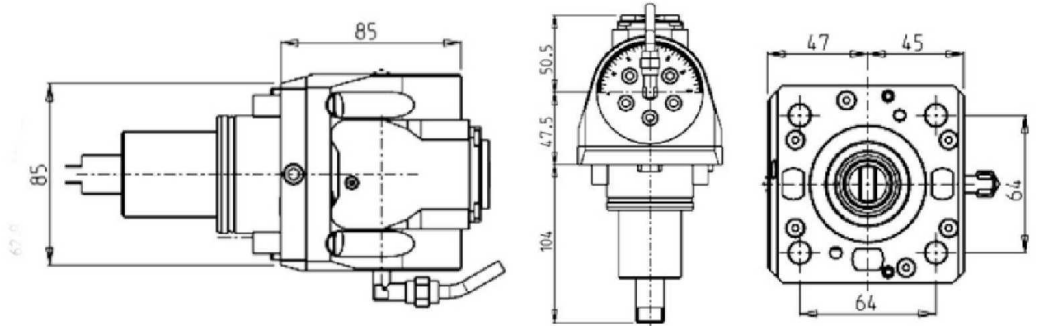
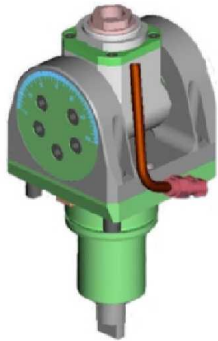
Part Number	Description	Spindle	I	RPM	Reversible	Ext Cool	A	A1	D	L
DWO 1960120	0-180 Adj. Angle ER20 with Digital Display	ER20	1:1	6000	X	X	85.16			
DWO 1960125	0-180 Adj. Angle ER25 with Digital Display	ER25	1:1	6000	X	X	86.16			
DWO 1960519	0-180 Adj. Angle 3/4"x3/4" with Digital Display	3/4"x3/4"	1:1	6000	X	X	65	3/4"	3/4"	
DWO 1960516	0-180 Adj. Angle 16x17mm with Digital Display	16x17mm	1:1	6000	X	X	65	16	17	
DWO 1960522	0-180 Adj. Angle 22x19mm with Digital Display	22x19mm	1:1	6000	X	X	66	22	19	

**Note :** Wrenches are provided with the purchase of Specialty Toolholders

## GTX2000/2600 16ST. - GTZ2000/2600 16ST.

### DRIVEN

#### 0-180 ADJUSTABLE ANGLE DRIVEN TOOL H=47.5mm



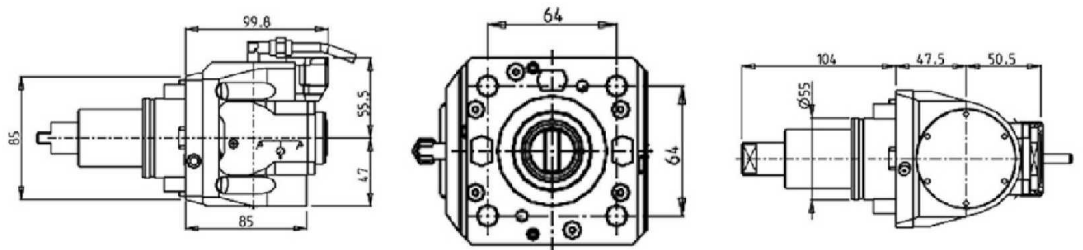
Part Number	Description	Spindle	I	RPM	Cool Thru	Ext. Cool
DWO 0660120	0-180 Adj.Angle ERA20 H=47.5mm	ERA20	1:1	6000		X
DWO 0660220	0-180 Adj.Angle ERA20 H=47.5mm, Cool Thru*	ERA20	1:1	6000	X	X

\* Coolant Thru tools are designed for 1000 psi.  
They require 5 Micron Filtration and **CANNOT** be run dry.

**Note :**

Wrenches are provided with the purchase of Specialty Toolholders

#### 0-180 ADJUSTABLE ANGLE DRIVEN TOOL WITH DIGITAL DISPLAY H=47.5mm



Part Number	Description	Spindle	I	RPM	Cool Thru	Ext Cool
DWO 0665120	0-180 Adj. Angle ERA20 with Digital Display	ERA20	1:1	6000		X
DWO 0665220	0-180 Adj. Angle ERA20 with Digital Display Cool Thru*	ERA20	1:1	6000	X	X

\* Coolant Thru tools are designed for 1000 psi.  
They require 5 Micron Filtration and **CANNOT** be run dry.

**Note :**

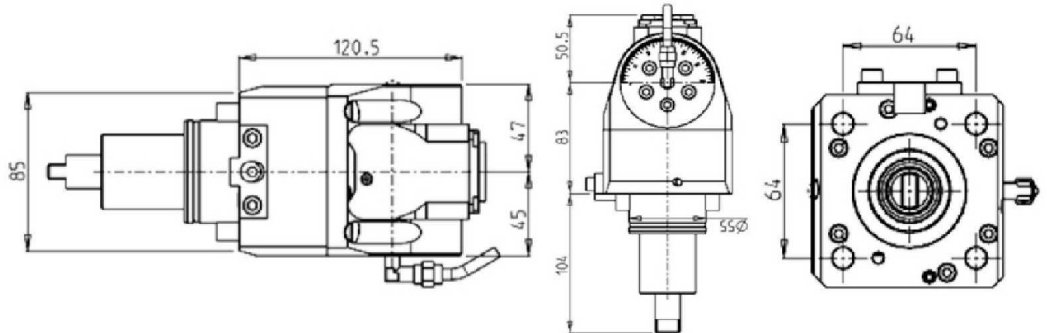
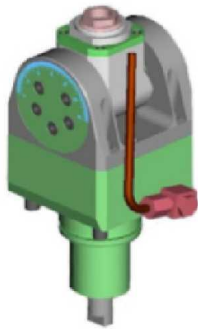
Wrenches are provided with the purchase of Specialty Toolholders



## GTX2000/2600 16ST. - GTZ2000/2600 16ST.

### DRIVEN

#### 0-180 ADJUSTABLE ANGLE DRIVEN TOOL H=83mm



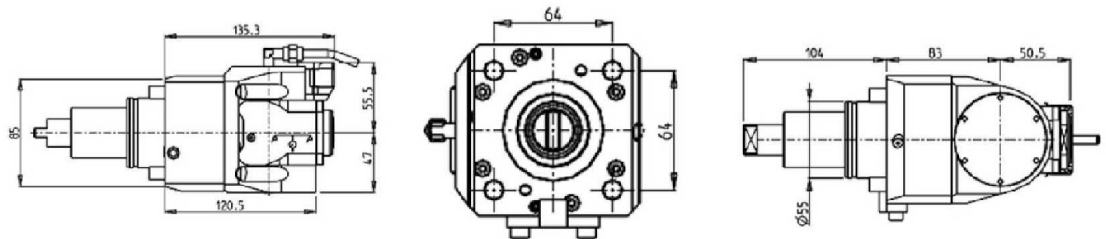
Part Number	Description	Spindle	I	RPM	Cool Thru	Ext. Cool
DWO 0661120	0-180 Adj.Angle ERA20 H=83mm	ERA20	1:1	6000		X
DWO 0661220	0-180 Adj.Angle ERA20 H=83mm, Cool Thru*	ERA20	1:1	6000	X	X

\* Coolant Thru tools are designed for 1000 psi.  
They require 5 Micron Filtration and **CANNOT** be run dry.

**Note :**

Wrenches are provided with the purchase of Specialty Toolholders

#### 0-180 ADJUSTABLE ANGLE DRIVEN TOOL WITH DIGITAL DISPLAY H=83mm



Part Number	Description	Spindle	I	RPM	Cool Thru	Ext Cool
DWO 0666120	0-180 Adj. Angle ERA20 with Digital Display	ERA20	1:1	6000		X
DWO 0666220	0-180 Adj. Angle ERA20 with Digital Display Cool Thru*	ERA20	1:1	6000	X	X

\* Coolant Thru tools are designed for 1000 psi.  
They require 5 Micron Filtration and **CANNOT** be run dry.

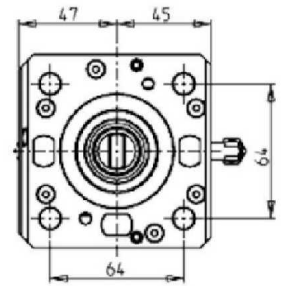
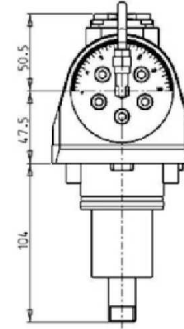
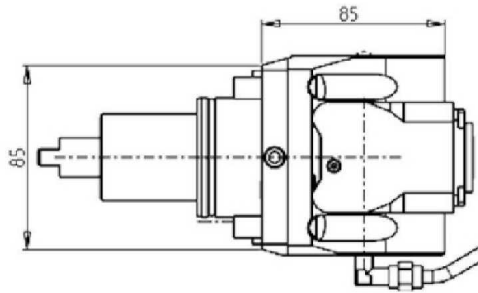

**Note :**

Wrenches are provided with the purchase of Specialty Toolholders

## GTX2000/2600 16ST. - GTZ2000/2600 16ST.

### DRIVEN

#### 0-180 ADJUSTABLE ANGLE GEARED-UP 1:2 DRIVEN TOOL H=47.5mm



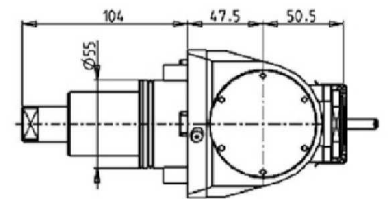
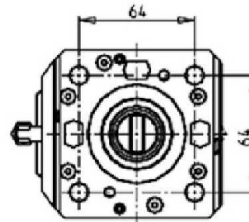
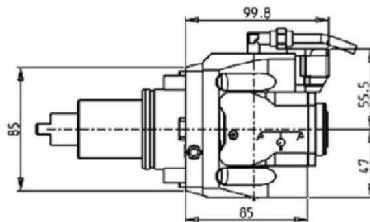
Part Number	Description	Spindle	I	RPM	Cool Thru	Ext. Cool
DWO 0660316	0-180 Adj.Angle Geared-Up 1:2 H=47.5mm	ERA16	1:2	12000		X
DWO 0660416	0-180 Adj.Angle Geared-Up 1:2 H=47.5mm, Cool Thru*	ERA16	1:2	12000	X	X

\* Coolant Thru tools are designed for 1000 psi.  
They require 5 Micron Filtration and **CANNOT** be run dry.

**Note :**

Wrenches are provided with the purchase of Specialty Toolholders

#### 0-180 ADJUSTABLE ANGLE DRIVEN TOOL GEARED-UP 1:2 WITH DIGITAL DISPLAY H=47.5mm



Part Number	Description	Spindle	I	RPM	Cool Thru	Ext Cool
DWO 0665316	0-180 Adj. Angle ERA16 Geared-Up with Digital Display	ERA16	1:2	12000		X
DWO 0665416	0-180 Adj. Angle ERA16 Geared-Up with Digital Display Cool Thru*	ERA16	1:2	12000	X	X

\* Coolant Thru tools are designed for 1000 psi.  
They require 5 Micron Filtration and **CANNOT** be run dry.

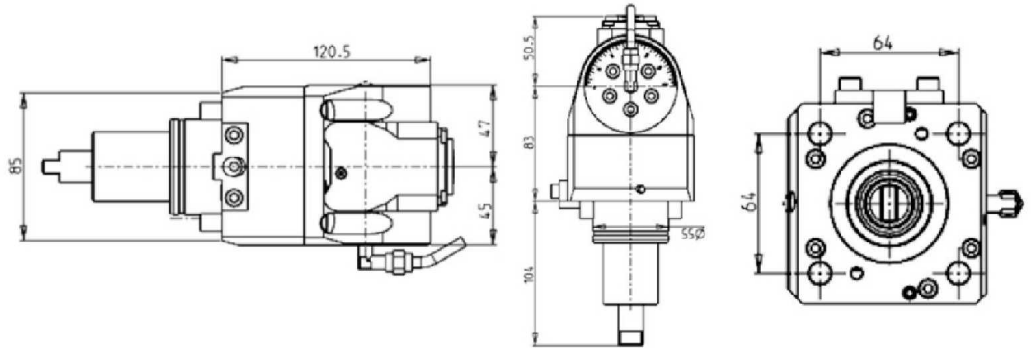
**Note :**

Wrenches are provided with the purchase of Specialty Toolholders

## GTX2000/2600 16ST. - GTZ2000/2600 16ST.

### DRIVEN

#### 0-180 ADJUSTABLE ANGLE GEARED-UP 1:2 DRIVEN TOOL H=83mm



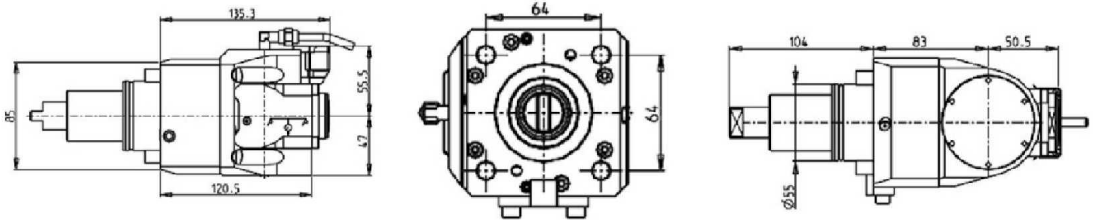
Part Number	Description	Spindle	I	RPM	Cool Thru	Ext. Cool
DWO 0661316	0-180 Adj.Angle Geared-Up 1:2 H=83mm	ERA16	1:2	12000		X
DWO 0661416	0-180 Adj.Angle Geared-Up 1:2 H=83mm, Cool Thru*	ERA16	1:2	12000	X	X

\* Coolant Thru tools are designed for 1000 psi.  
They require 5 Micron Filtration and **CANNOT** be run dry.

**Note :**

Wrenches are provided with the purchase of Specialty Toolholders

#### 0-180 ADJUSTABLE ANGLE DRIVEN TOOL GEARED-UP 1:2 WITH DIGITAL DISPLAY H=83mm



Part Number	Description	Spindle	I	RPM	Cool Thru	Ext Cool
DWO 0666316	0-180 Adj. Angle ERA16 Geared-Up with Digital Display	ERA16	1:2	12000		X
DWO 0666416	0-180 Adj. Angle ERA16 Geared-Up with Digital Display Cool Thru*	ERA16	1:2	12000	X	X

\* Coolant Thru tools are designed for 1000 psi.  
They require 5 Micron Filtration and **CANNOT** be run dry.

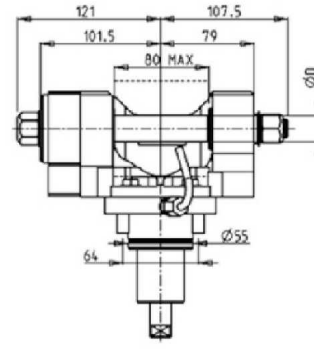
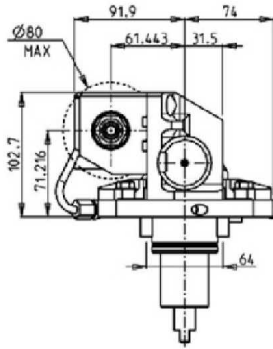

**Note :**

Wrenches are provided with the purchase of Specialty Toolholders

## GTX2000/2600 16ST. - GTZ2000/2600 16ST.

### DRIVEN

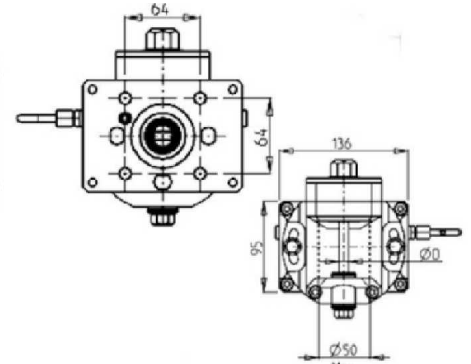
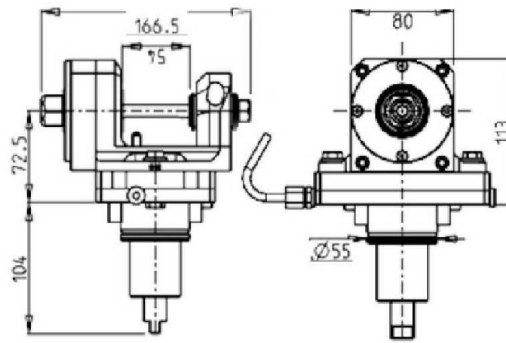

#### GEAR HOBBER



Part Number	Description	Reversible	I	RPM	Ext. Cool	D mm	D Inch
0621100	Gear Hobber 1:1	X	1:1	6000	X	16-22-27-32	3/4"-1"-1 1/4"
0622100	Geared-Down Gear Hobber 2:1	X	2:1	3000	X	16-22-27-32	3/4"-1"-1 1/4"

**Note :** Wrenches are provided with the purchase of Specialty Toolholders

#### GEAR HOBBER - RADIAL DRIVEN



Part Number	Description	I	RPM	Ext. Cool	D mm
DWO 0051108	Radial Gear Hobber 1:1 D=8mm	1:1	6000	X	8
DWO 0051110	Radial Gear Hobber 1:1 D=10mm	1:1	6000	X	10
DWO 0051113	Radial Gear Hobber 1:1 D=13mm	1:1	6000	X	13
DWO 0051116	Radial Gear Hobber 1:1 D=16mm	1:1	6000	X	16

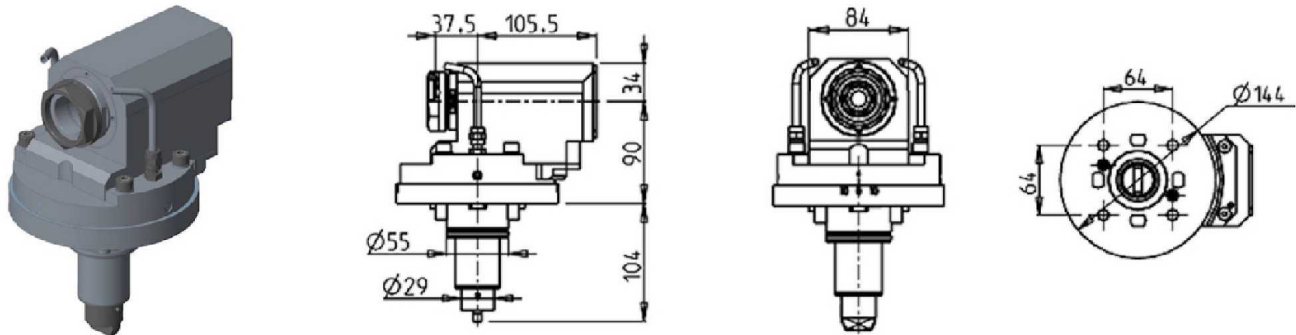
**Note :** Wrenches are provided with the purchase of Specialty Toolholders

## GTX2000/2600 16ST. - GTZ2000/2600 16ST.

### DRIVEN

#### QUICK CHANGE AXIAL MTSK-40 DRIVEN TOOL FOR POWER SKIVING H=90mm

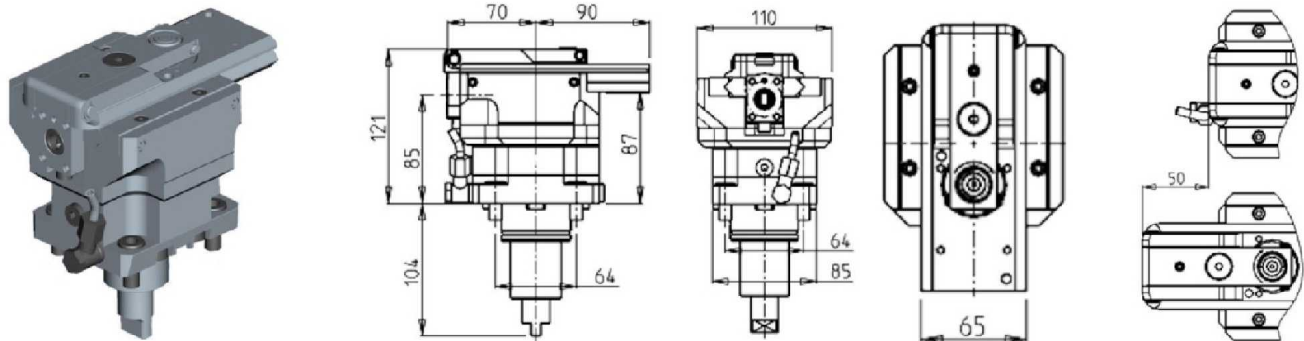
See Accessories for MTSK Quick Change Adaptors



Part Number	Description	Spindle	I	RPM	Reversible	Ext Cool
DWO 1760100	Axial MTSK-40 for Power Skiving	MTSK-40	1:1	6000	X	X

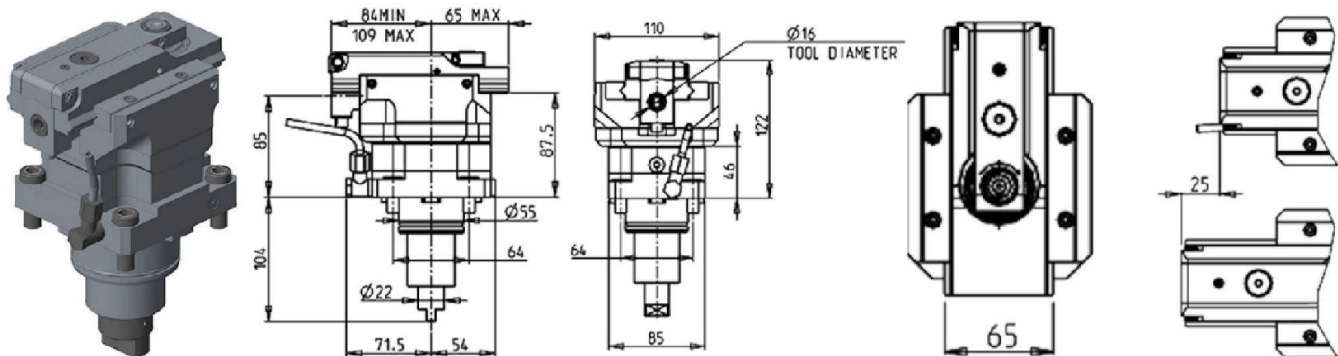
**Note :** Wrenches are provided with the purchase of Specialty Toolholders

#### BROACHING/SLOTING TOOL 50mm STROKE H=85mm



Part Number	Description	I	RPM	Reversible	Ext. Cool
DWO 1030100	Broaching/Slotting Tool 50mm Stroke	4:1	2000	X	X

#### BROACHING/SLOTING TOOL 25mm STROKE H=85mm

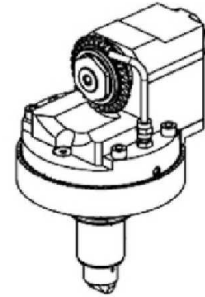
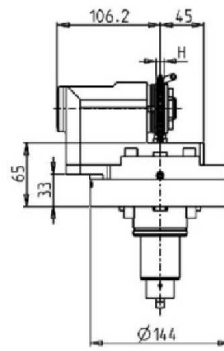
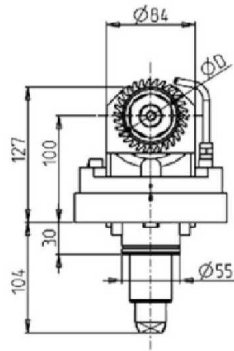



Part Number	Description	I	RPM MAX	Reversible	Ext. Cool
DWO 1030200	Broaching/Slotting Tool 25mm Stroke	4:1	2400	X	X

## GTX2000/2600 16ST. - GTZ2000/2600 16ST.

### DRIVEN

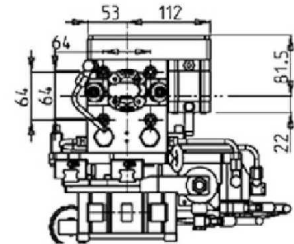
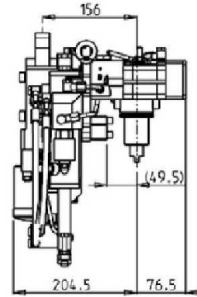
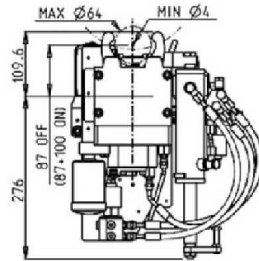

#### WORM GEAR DRIVEN TOOL



Part Number	Description	Spindle	I	RPM	Reversible	Ext. Cool	D	H
DWO 1628125	Driven Worm Gear Tool 1"x12mm	1"x12	1:1	6000	X	X	63-70-80	Max 12
DWO 1628022	Driven Worm Gear Tool 22mmx12mm	22x12	1:1	6000	X	X	63-70-80	Max 12

**Note :** Wrenches are provided with the purchase of Specialty Toolholders

#### DRIVEN TOOLHOLDER FOR STEADY REST - SIZE 1

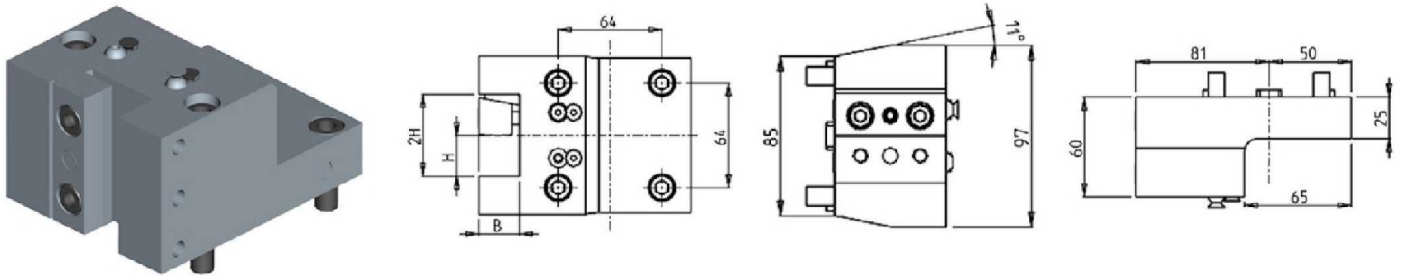


Part Number	Description	I	RPM	Ext. Cool
DWO 0930300	Sliding Steady Rest Size 1	1:1	6000	X
DWO 0930300US	Sliding Steady Rest Size 1 with Electronics	1:1	6000	X

## GTX2000/2600 16ST. - GTZ2000/2600 16ST.

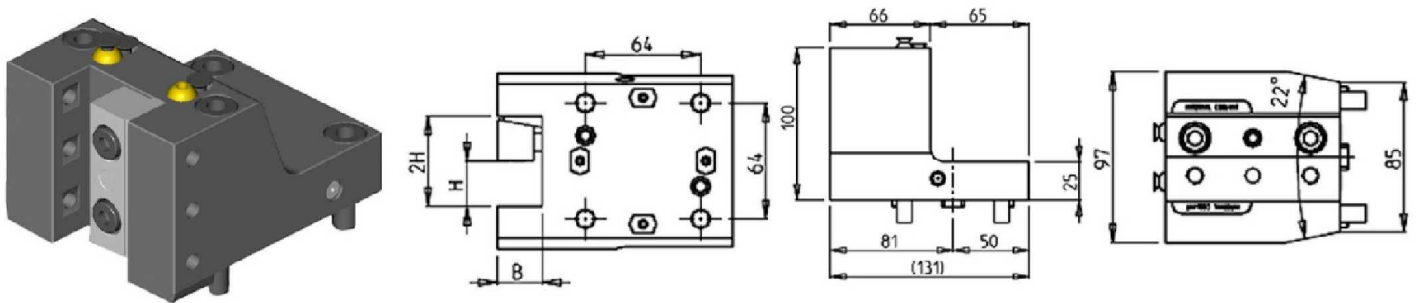
### STATIC

#### RADIAL SINGLE STATIC TOOL



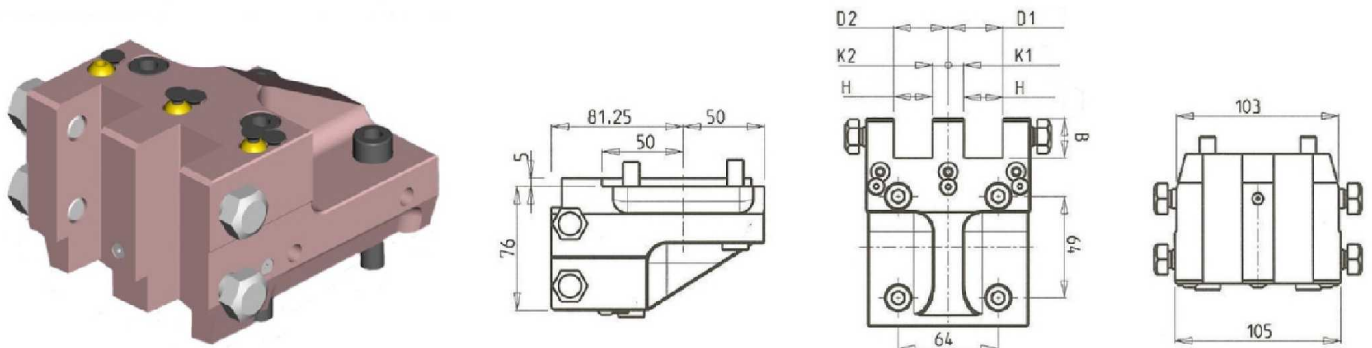
Part Number	Description	# of Tools	Reversible	Cool Thru	Ext Cool	Dimensions	B	H
DWO 2222540	Radial Single Static Tool 1"	1	X		X	Inch	1"	1"
DWO 2222500	Radial Single Static Tool 25mm	1	X		X	mm	25	25
DWO 2222510	Radial Single Static Tool 25mm Cool Thru	1	X	X	X	mm	25	25

#### RADIAL SINGLE STATIC TOOL H=100mm



Part Number	Description	# of Tools	Reversible	Cool Thru	Ext Cool	Dimensions	B	H
DWO 2902510	Radial Single Static Tool 25mm Cool Thru*	1	X	X	X	mm	25	25

#### RADIAL SINGLE SIDE TWIN STATIC TOOL

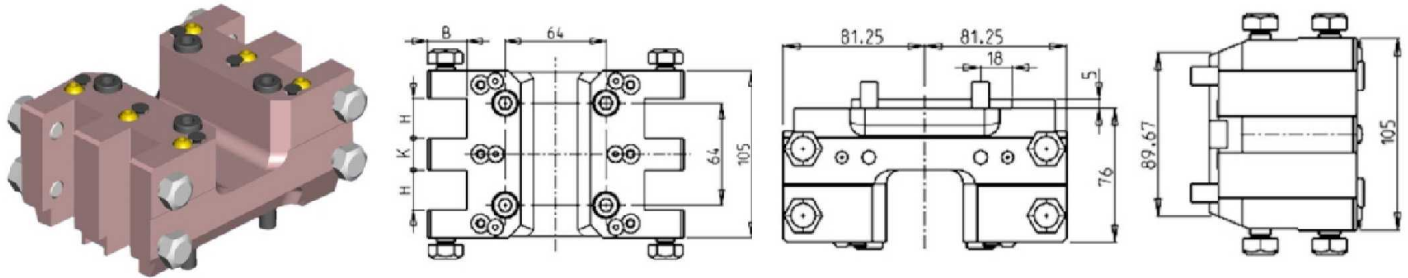


Part Number	Description	# of Tools	Reversible	Dimensions	B & H	K1	K2	D1	D2
0772540	Radial Single-Side Twin Double Tool: 1"	2	X	Inch	1"	3/8"	3/8"	1 3/8"	1 3/8"
0772500	Radial Single-Side Twin Double Tool: 25mm	2	X	mm	25	10	10	35	35

## GTX2000/2600 16ST. - GTZ2000/2600 16ST.

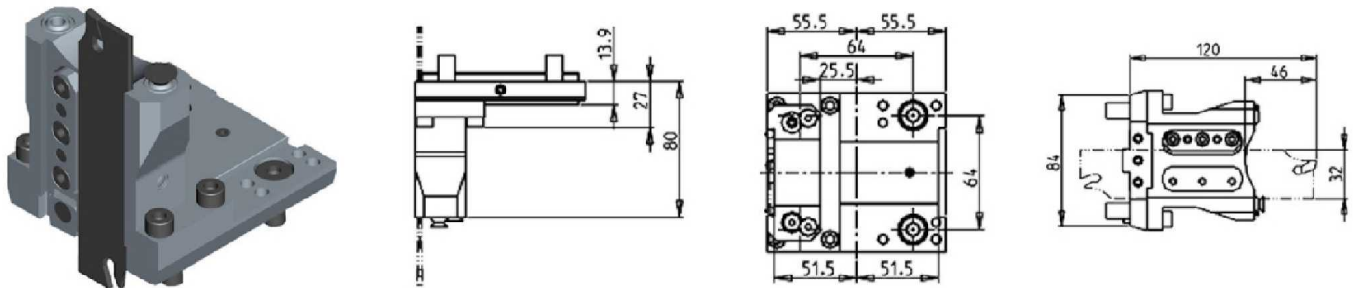
### STATIC

#### RADIAL DOUBLE SIDE TWIN STATIC TOOL



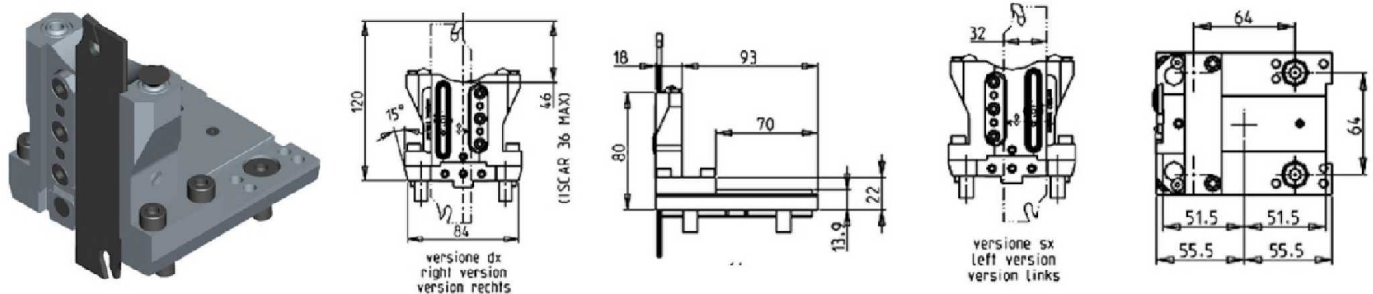
Part Number	Description	# of Tools	Reversible	Dimensions	H	K	B
0761905	Radial Double-Side Twin Static Tool: 3/4"	4	X	Inch	3/4"	1 1/4"	3/4"
0762540	Radial Double-Side Twin Static Tool: 1"	4	X	Inch	1"	3/4"	1"
0762000	Radial Double-Side Twin Static Tool: 20mm	4	X	mm	20	30	20
0762500	Radial Double-Side Twin Static Tool: 25mm	4	X	mm	25	20	25

#### RADIAL DOUBLE BLADE HOLDER WITH BLADE KIT



Part Number	Description	# of Tools	Reversible	Ext Cool
DWO 2380132	Radial Blade Holder with Blade Kit	1	X	X
BLADEKIT	Blade Kit: 1 Blade, 10 Inserts			

#### RADIAL BLADE HOLDER WITH INTERNAL COOLANT-BLADE KIT NOT INCLUDED



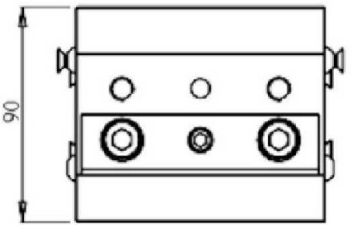
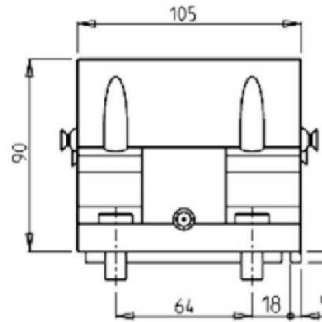
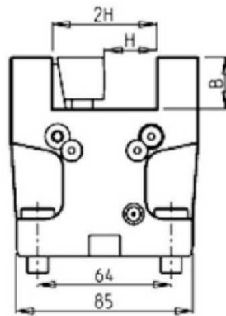

Part Number	Description	# of Tools	Reversible	Ext Cool	Cool Thru
DWO 2390132R	Radial Double Blade Holder Cool Thru (Right Hand)	1	X	X	X
DWO 2390132L	Radial Double Blade Holder Cool Thru (Left Hand)	1	X	X	X
COOL THRU BLADEKIT	Blade Kit: 1 Blade, 10 Inserts				



## GTX2000/2600 16ST. - GTZ2000/2600 16ST.

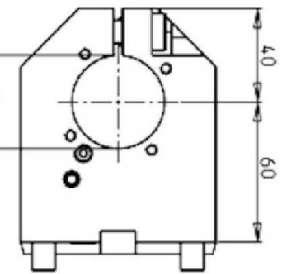
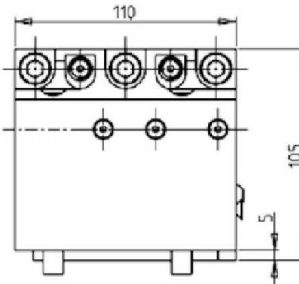
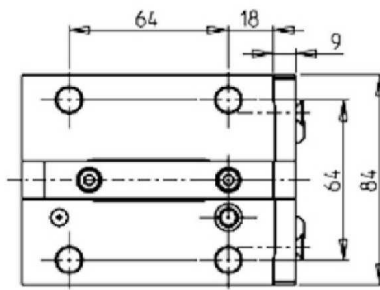
### STATIC

#### AXIAL STATIC TOOL



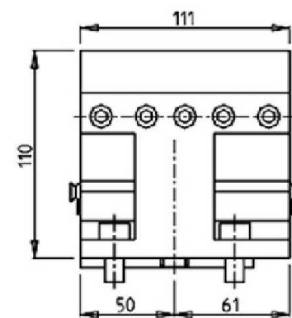
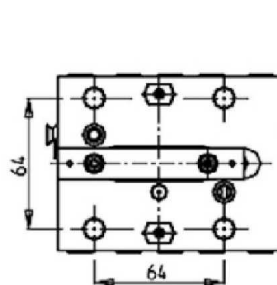
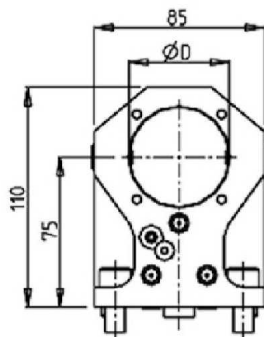

Part Number	Description	# of Tools	Reversible	Cool Thru	Ext Cool	Dimensions	B	H
DWO 0422540	Axial Static Tool 1" x 1"	1	X		X	Inch	1"	1"
DWO 0422500	Axial Static Tool 25mm x 25mm	1	X		X	mm	25	25
DWO 0422510	Axial Static Tool 25mm x 25mm Cool Thru	1	X	X	X	mm	25	25

#### AXIAL SINGLE BORING BAR HOLDER H=60mm



Part Number	Description	# of Tools	Reversible	Cool Thru	Ext. Cool	Dimensions	D
0813810	Axial Single BBH: 1 1/2"	1	X	X	X	Inch	1 1/2"
0814000	Axial Single BBH: 40mm	1	X	X	X	mm	40
KIT 1003004	Plug & Seal Kit for 1 1/2" BBH to Make Cool Thru						
KIT 1003003	Plug & Seal Kit for 40mm BBH to Make Cool Thru						

#### AXIAL SINGLE BORING BAR HOLDER H=75mm

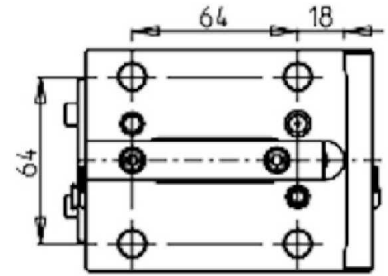
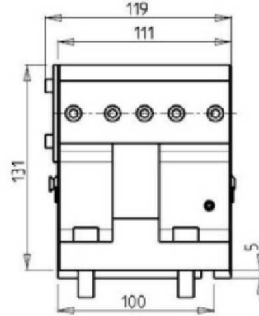
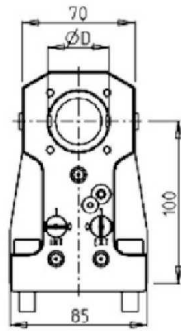


Part Number	Description	Reversible	Cool Thru	Ext Cool	Dimensions	D
DWO 2355080	Axial Single BBH 2"	X	X	X	Inch	2"
DWO 2355000	Axial Single BBH 50mm	X	X	X	mm	50
KIT 1000002	Plug for 50mm or 2" BBH to Make Cool Thru					

## GTX2000/2600 16ST. - GTZ2000/2600 16ST.

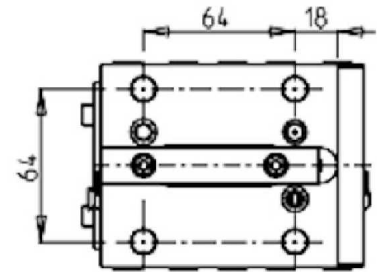
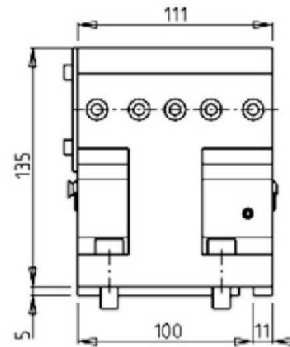
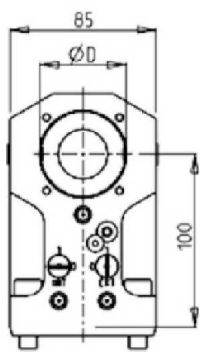

### STATIC

#### AXIAL SINGLE BORING BAR HOLDER H=100mm



Part Number	Description	# of Tools	Reversible	Cool Thru	Ext. Cool	Dimensions	D
DWO 0393810	Axial Single BBH: 1 1/2" 100mm Interaxis	1	X	X	X	Inch	1 1/2"
DWO 0394000	Axial Single BBH: 40mm 100mm Interaxis	1	X	X	X	mm	40
KIT 1000004	Plug for 1-1/2" BBH to Make Cool Thru						
KIT 1000003	Plug for 40mm BBH to Make Cool Thru						

#### AXIAL SINGLE BORING BAR HOLDER H=100mm

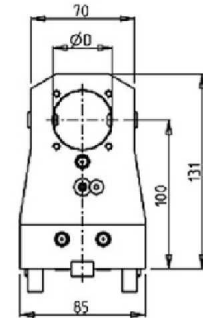
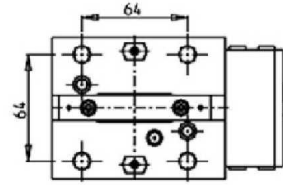
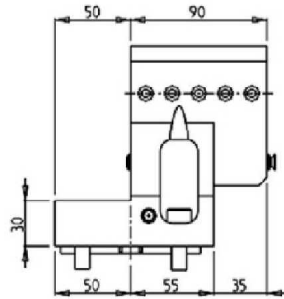



Part Number	Description	# of Tools	Reversible	Cool Thru	Ext. Cool	Dimensions	D
DWO 1115080	Single BBH: 2" H=100mm	1	X	X	X	Inch	2"
DWO 1115000	Single BBH: 50mm H=100mm	1	X	X	X	mm	50
KIT 1000002	Plug for 50mm or 2" BBH to Make Cool Thru						

## GTX2000/2600 16ST. - GTZ2000/2600 16ST.

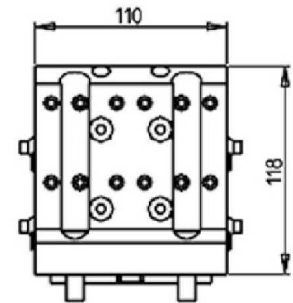
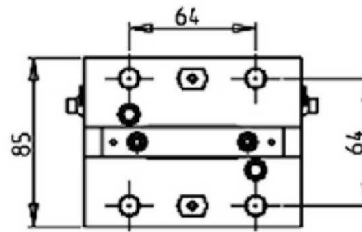
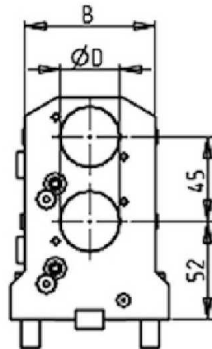

### STATIC

#### AXIAL REAR-SET BORING BAR HOLDER H=100mm



Part Number	Description	Reversible	Cool Thru	Ext Cool	Dimensions	D
DWO 2344000	Axial Rear-Set BBH 40mm	X	X	X	mm	40
KIT 1000003	Plug for 40mm BBH to Make Cool Thru					

#### AXIAL 2 + 2 POSITION BORING BAR HOLDER

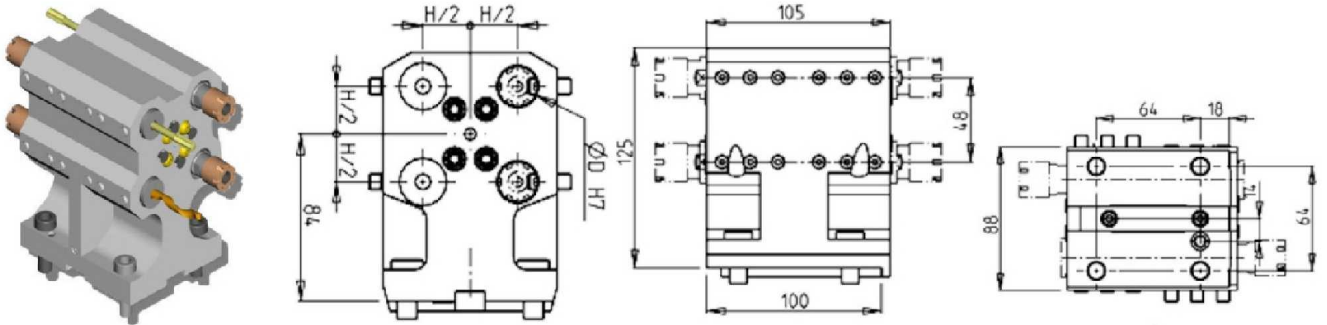


Part Number	Description	# of Tools	Reversible	Cool Thru	Ext. Cool	Dimensions	D	B
DWO 0091905	Axial 2+2 BBH: 3/4"	2	X	X	X	Inch	3/4"	62
DWO 0092540	Axial 2+2 BBH: 1"	2	X	X	X	Inch	1"	70
DWO 0093175	Axial 2+2 BBH: 1 1/4"	2	X	X	X	Inch	1 1/4"	70
DWO 0092000	Axial 2+2 BBH: 20mm	2	X	X	X	mm	20	62
DWO 0092500	Axial 2+2 BBH: 25mm	2	X	X	X	mm	25	70
DWO 0093200	Axial 2+2 BBH: 32mm	2	X	X	X	mm	32	70
KIT 1000005	Plug for 20mm or 3/4" BBH to Make Cool Thru							
KIT 1000006	Plug for 25mm or 1" BBH to Make Cool Thru							
KIT 1000001	Plug for 32mm or 1 1/4" BBH to Make Cool Thru							

## GTX2000/2600 16ST. - GTZ2000/2600 16ST.

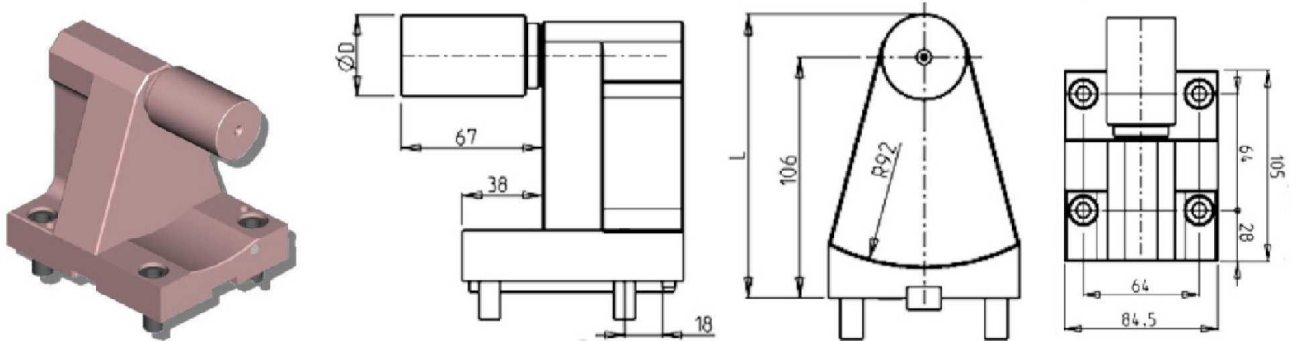
### STATIC

#### AXIAL 4 + 4 POSITION BORING BAR HOLDER



Part Number	Description	# of Tools	Reversible	Ext. Cool	Dimensions	D	H
0781905	Axial 4+4 Position BBH: 3/4"	4 + 4	X	X	Inch	3/4"	1 7/8"
0782000	Axial 4+4 Position BBH: 20mm	4 + 4	X	X	mm	20	48

#### TAILSTOCK FOR SUBSPINDLE

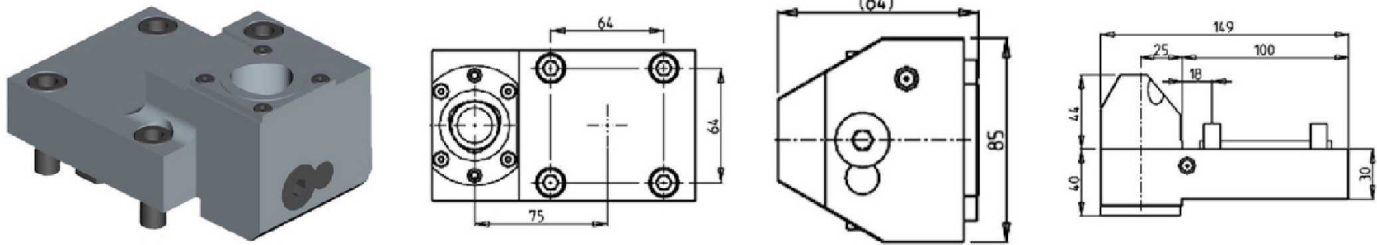


Part Number	Description	# of Tools	D	L
0820100L	Tailstock for Sub Spindle 2"	1	2"	131.4
0820100	Tailstock for Sub Spindle 38mm	1	38	125
080003	Removable Tailstock Center			

## GTX2000/2600 16ST. - GTZ2000/2600 16ST.

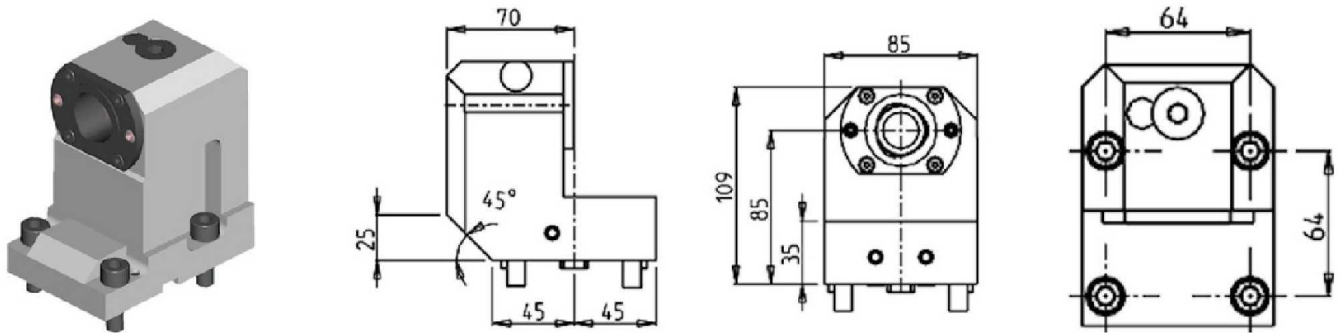
### CAPTO

#### SINGLE REAR-SET RADIAL STATIC TOOL CAPTO C4



Part Number	Description	# of Tools	Cool Thru	Ext Cool	Reversible	Size
DWO 0444010	Single Rear-Set Radial Capto C4 Right Hand	1	X	X	X	C4
DWO 0444010LC	Single Rear-Set Radial Capto C4 Left Hand	1	X	X	X	C4

#### AXIAL REAR-SET SINGLE BORING BAR HOLDER CAPTO C4

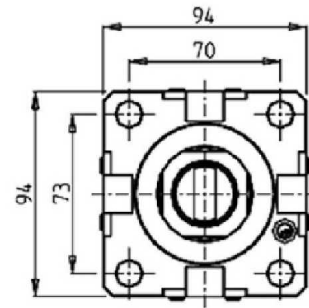
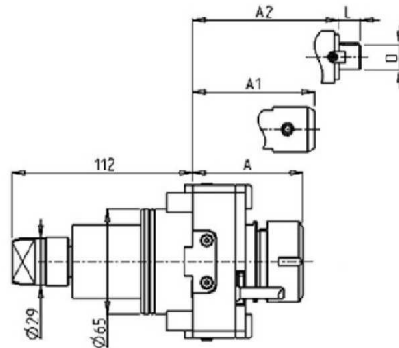



Part Number	Description	Cool Thru	Reversible	Size
DWO 2434010	Axial Rear-Set Boring Bar Holder C4 Right Hand	X	X	C4
DWO 2434010LC	Axial Rear-Set Boring Bar Holder C4 Left Hand	X	X	C4

**GTX2000/2600 12ST. - GTZ2000/2600 12ST. - GS2000/2800 16ST. - GMT2000 - GMS2000 15ST. - GLS2800/3300 12ST. - GTH2000/2600 12ST.**

**DRIVEN**

**RADIAL REINFORCED DRIVEN TOOL**

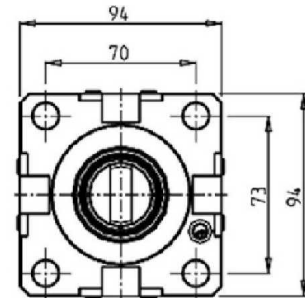
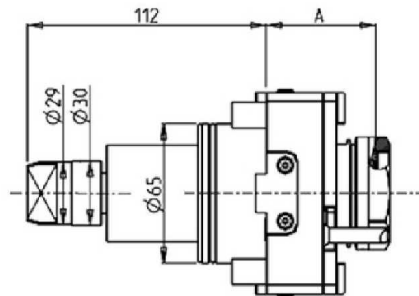



Part Number	Description	Spindle	I	RPM	Cool Thru	Ext. Cool	A	A1	A2	D	L
DWO 1540132	Radial Reinforced ER32	ER32	1:1	6000		X	68.7				
DWO 1540232	Radial Reinforced ER32 Cool Thru*	ER32	1:1	6000	X	X	79.2				
DWO 1540140	Radial Reinforced ER40	ER40	1:1	6000		X	71.7				
DWO 1540240	Radial Reinforced ER40 Cool Thru*	ER40	1:1	6000	X	X	82.2				
DWO 1540827	Radial Reinforced 27x21mm Cool Thru*	27x21	1:1	6000	X	X				56.5	27 21
DWO 1540625	Radial Reinforced Weldon 25 Cool Thru*	Weldon 25	1:1	6000	X	X				72.5	

\*Coolant Thru tools are designed for 400 psi MAX.  
They require 5 Micron Filtration and **CANNOT** be run dry.

**QUICK CHANGE RADIAL MTSK REINFORCED DRIVEN TOOL**

See Accessories for MTSK Quick Change Adaptors



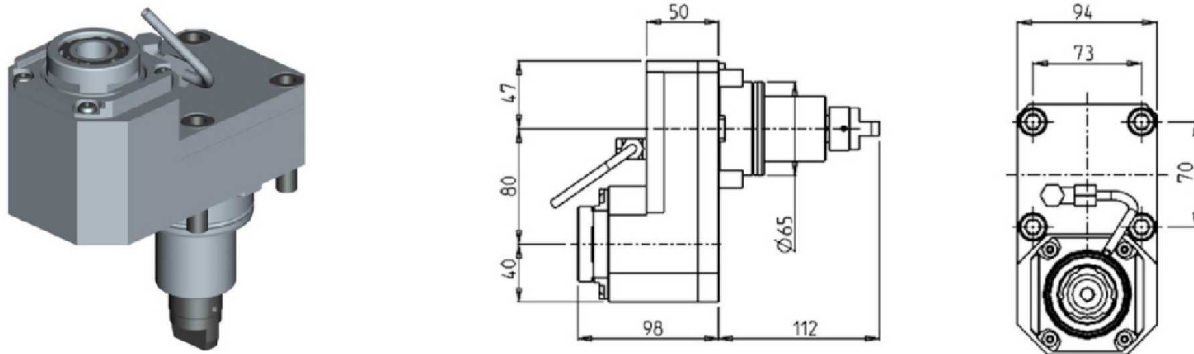
Part Number	Description	Spindle	I	RPM	Cool Thru	Ext. Cool	A
DWO 1550140	Radial MTSK-40 Reinforced	MTSK-40	1:1	6000		X	51.5
DWO 1550240	Radial MTSK-40 Reinforced Cool Thru*	MTSK-40	1:1	6000	X	X	62.5
DWO 1550150	Radial MTSK-50 Reinforced	MTSK-50	1:1	6000		X	51.5
DWO 1550250	Radial MTSK-50 Reinforced Cool Thru*	MTSK-50	1:1	6000	X	X	62.5

\*Coolant Thru tools are designed for 400 psi MAX.  
They require 5 Micron Filtration and **CANNOT** be run dry.

**GTX2000/2600 12ST. - GTZ2000/2600 12ST. - GS2000/2800 16ST. - GMT2000 - GMS2000 15ST. - GLS2800/3300 12ST. - GTH2000/2600 12ST.**

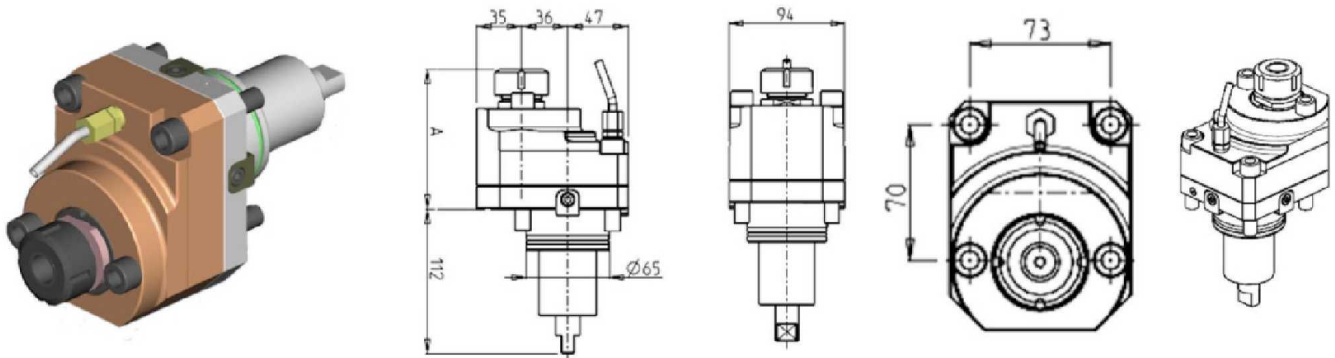
**DRIVEN**

**RADIAL GEARED-DOWN 2:1 DRIVEN TOOL REDIRECTED 80mm IN Z**



Part Number	Description	Spindle	I	RPM	Reversible	Ext. Cool
DWO 1580332	Radial Geared-Down 2:1 Redirected 80mm in Z	ERA32	2:1	3000	X	X

**RADIAL GEARED-UP 1:2 DRIVEN TOOL REDIRECTED 36mm IN Z**

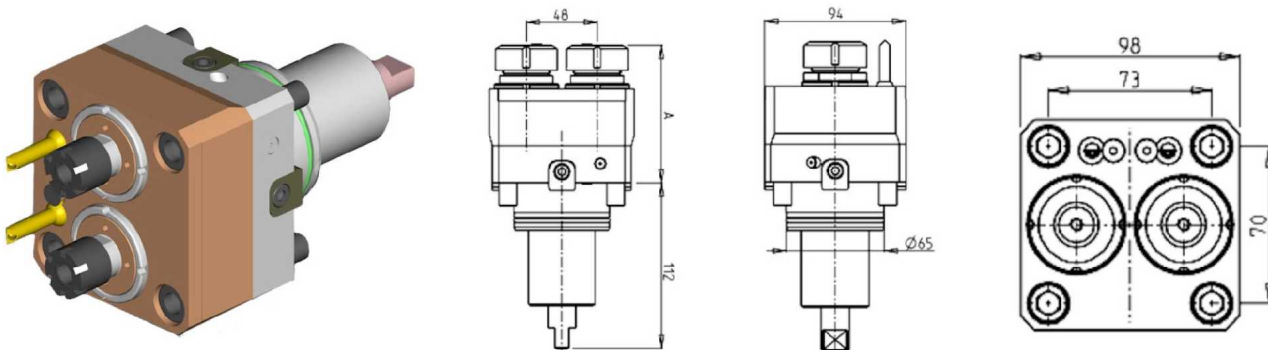


Part Number	Description	Reversible	Spindle	I	RPM	Ext. Cool	A
DWO 0140125	Geared-Up 1:2 Redirected 36mm ER25	X	ER25	1:2	12000	X	108.56

**RADIAL SINGLE-SIDE TWIN HEAD DRIVEN TOOL IN Y-AXIS**

**THIS TOOL WILL NOT FIT THE FOLLOWING MACHINE MODELS:**

*GMS2000 15ST. - GTH2000/2600 12ST.*



Part Number	Description	Spindle	I	RPM	Ext. Cool	A
DWO 0540216	Radial Y-Axis Double Outlet ER16	ER16	1:1	6000	X	84.5
DWO 0540225	Radial Y-Axis Double Outlet ER25	ER25	1:1	6000	X	85

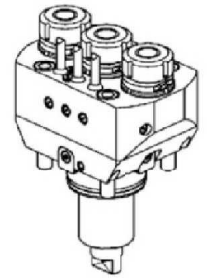
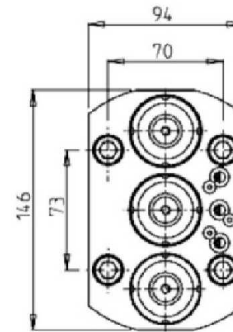
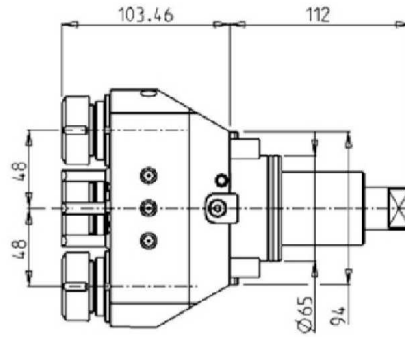

**GTX2000/2600 12ST. - GTZ2000/2600 12ST. - GS2000/2800 16ST. - GMT2000 - GMS2000 15ST. - GLS2800/3300 12ST. - GTH2000/2600 12ST.**

**DRIVEN**

**RADIAL SINGLE SIDE 3 OUTLET DRIVEN TOOL IN Y**

**THIS TOOL WILL NOT FIT THE FOLLOWING MACHINE MODELS:**

*GS2000/2800 16ST. - GMT2000 - GMS2000 15ST. - GTH2000/2600 12ST.*



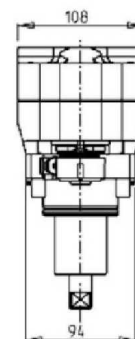
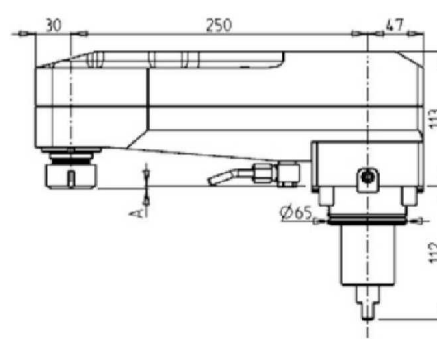
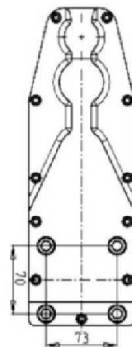
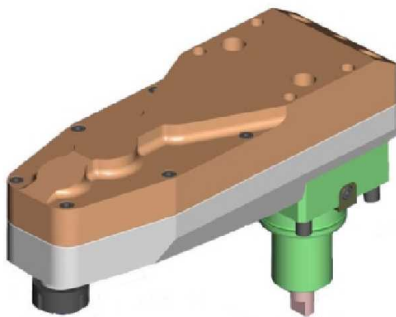
Part Number	Description	Spindle	I	RPM	Ext. Cool
DWO 1350325	Radial ER25 Single Side 3 Outlet in Y	ER25	1:1	6000	X

**Note :** Wrenches are provided with the purchase of Specialty Toolholders

**RADIAL INVERTED DRIVEN TOOL 250mm INTERAXIS**

**THIS TOOL WILL NOT FIT THE FOLLOWING MACHINE MODELS:**

*GMT2000 - GTH2000/2600 12ST.*



Part Number	Description	Spindle	I	RPM	Ext. Cool	A
0700025	Radial Inverted 250mm Interaxis ER25	ER25	1:2	12000	X	2.16
0700032	Radial Inverted 250mm Interaxis ER32	ER32	1:2	12000	X	14.66



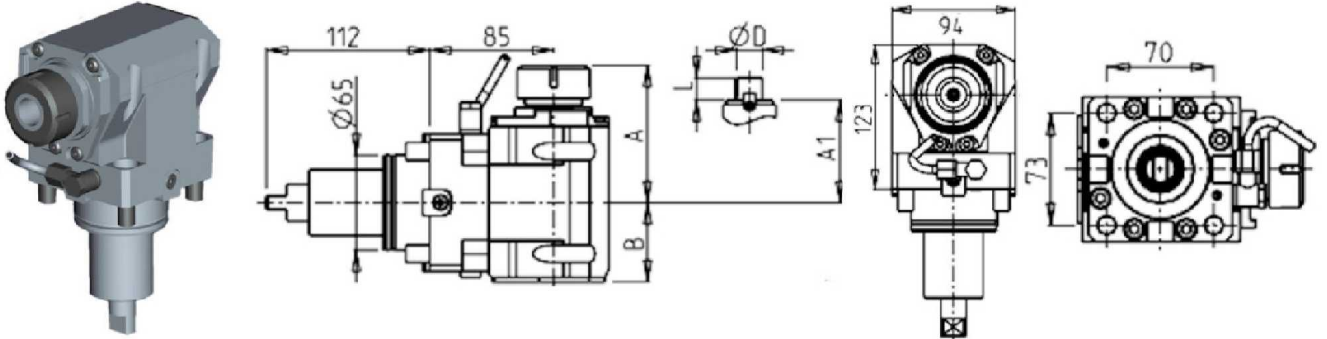
**GTX2000/2600 12ST. - GTZ2000/2600 12ST. - GS2000/2800 16ST. - GMT2000 - GMS2000 15ST. - GLS2800/3300 12ST. - GTH2000/2600 12ST.**

**DRIVEN**

**AXIAL DRIVEN TOOL H=85mm**

**THIS TOOL WILL NOT FIT THE FOLLOWING MACHINE MODELS:**

*GTH2000/2600 12ST.*



Part Number	Description	Spindle	Reversible	I	RPM	Cool Thru	Ext. Cool	A	A1	B	D	L
DWO 1130125	Axial ER25 H=85mm	ER25	X	1:1	6000		X	91.16		54		
DWO 1130225	Axial ER25 H=85mm Cool Thru*	ER25	X	1:1	6000	X	X	91.16		65		
DWO 1130325	Axial ERA25 H=85mm	ERA25	X	1:1	6000		X	65		54		
DWO 1130425	Axial ERA25 H=85mm Cool Thru*	ERA25	X	1:1	6000	X	X	65		65		
DWO 1130132	Axial ER32 H=85mm	ER32	X	1:1	6000		X	93.66		54		
DWO 1130232	Axial ER32 H=85mm Cool Thru*	ER32	X	1:1	6000	X	X	93.66		65		
DWO 1130140	Axial ER40 H=85mm	ER40	X	1:1	6000		X	98.16		54		
DWO 1130240	Axial ER40 H=85mm Cool Thru*	ER40	X	1:1	6000	X	X	98.16		65		
DWO 1130516	Axial Mill Head D=16mm, L=17mm	16x17	X	1:1	6000		X		67.5	54	16	17
DWO 1130522	Axial Mill Head D=22mm, L=19mm	22x19	X	1:1	6000		X		67.5	54	22	19
DWO 1130527	Axial Mill Head D=27mm, L=21mm	27x21	X	1:1	6000		X		70	54	27	21

\* Coolant Thru tools are designed for 1000 psi.  
They require 5 Micron Filtration and **CANNOT** be run dry.

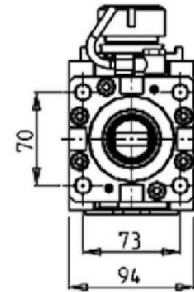
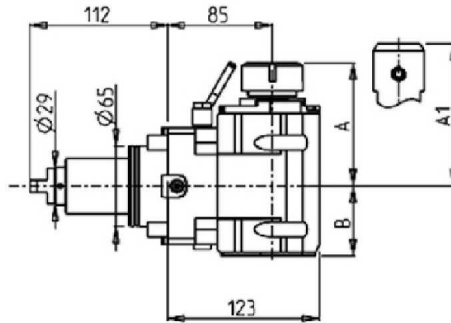
GTX2000/2600 12ST. - GTZ2000/2600 12ST. - GS2000/2800 16ST. - GMT2000 - GMS2000 15ST. - GLS2800/3300 12ST. - GTH2000/2600 12ST.

**DRIVEN**

**AXIAL REINFORCED DRIVEN TOOL H=85mm**

**THIS TOOL WILL NOT FIT THE FOLLOWING MACHINE MODELS:**

*GTH2000/2600 12ST.*



Part Number	Description	Spindle	I	RPM	Reversible	Cool Thru	Ext Cool	A	A1	B
DWO 2480132	Axial Reinforced ER32	ER32	1:1	6000	X		X	99.7	56.5	
DWO 2480232	Axial Reinforced ER32 Cool Thru*	ER32	1:1	6000	X	X	X	99.7	67.5	
DWO 2480725	Axial Reinforced Weldon 25	Weldon 25	1:1	6000	X		X		106	56.5
DWO 2480825	Axial Reinforced Weldon 25 Cool Thru*	Weldon 25	1:1	6000	X	X	X		106	67.5

\* Coolant Thru tools are designed for 1000 psi.  
They require 5 Micron Filtration and **CANNOT** be run dry.

**GTX2000/2600 12ST. - GTZ2000/2600 12ST. - GS2000/2800 16ST. - GMT2000 - GMS2000 15ST. - GLS2800/3300 12ST. - GTH2000/2600 12ST.**

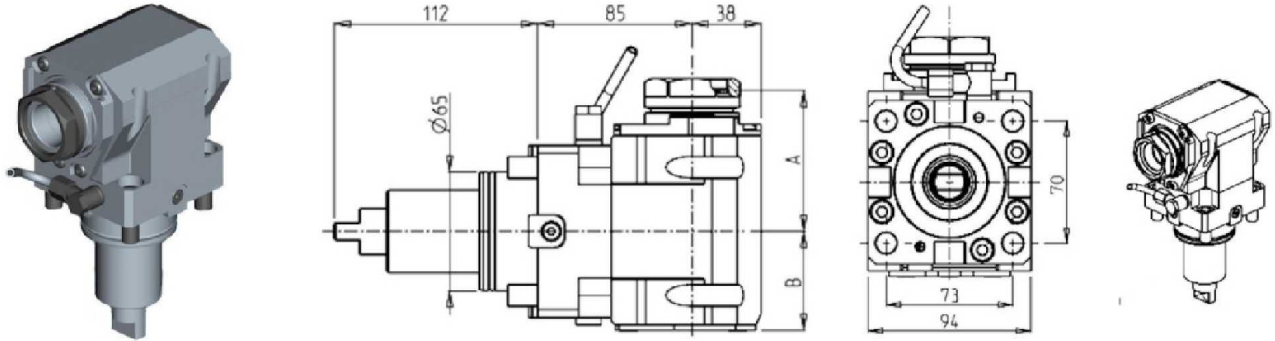
**DRIVEN**

**QUICK CHANGE AXIAL MTSK DRIVEN TOOL H=85mm**

**THIS TOOL WILL NOT FIT THE FOLLOWING MACHINE MODELS:**

*GTH2000/2600 12ST.*

See Accessories for MTSK Quick Change Adaptors



Part Number	Description	Spindle	Reversible	I	RPM	Cool Thru	Ext. Cool	A	B
DWO 1180140	Axial MTSK-40 H=85mm	MTSK-40	X	1:1	6000		X	77	54
DWO 1180240	Axial MTSK-40 H=85mm Cool Thru*	MTSK-40	X	1:1	6000	X	X	77	65
DWO 1180150	Axial MTSK-50 H=85mm	MTSK-50	X	1:1	6000		X	79	54
DWO 1180250	Axial MTSK-50 H=85mm Cool Thru*	MTSK-50	X	1:1	6000	X	X	79	65

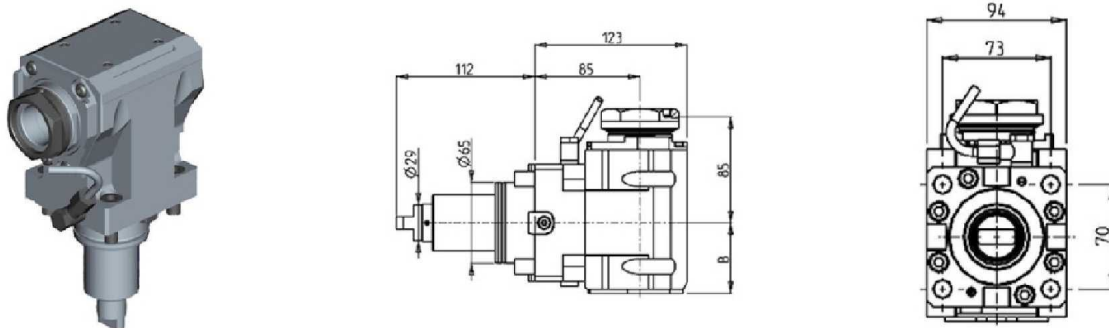
\* Coolant Thru tools are designed for 1000 psi. They require 5 Micron Filtration and **CANNOT** be run dry.

**QUICK CHANGE AXIAL MTSK REINFORCED DRIVEN TOOL H=85mm**

**THIS TOOL WILL NOT FIT THE FOLLOWING MACHINE MODELS:**

*GTH2000/2600 12ST.*

See Accessories for MTSK Quick Change Adaptors



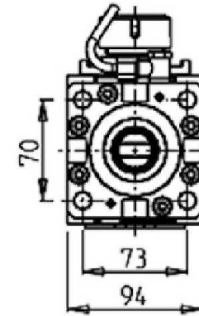
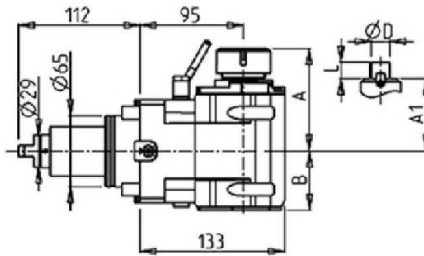
Part Number	Description	Spindle	I	RPM	Reversible	Cool Thru	Ext Cool	B
DWO 2190150	Axial MTSK-50 H=85mm	MTSK-50	1:1	6000	X		X	56.5
DWO 2190250	Axial MTSK-50 H=85mm Cool Thru*	MTSK-50	1:1	6000	X	X	X	67.5

\* Coolant Thru tools are designed for 1000 psi. They require 5 Micron Filtration and **CANNOT** be run dry.

**GTX2000/2600 12ST. - GTZ2000/2600 12ST. - GS2000/2800 16ST. - GMT2000 - GMS2000 15ST. - GLS2800/3300 12ST. - GTH2000/2600 12ST.**

**DRIVEN**

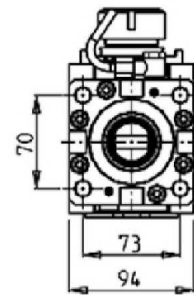
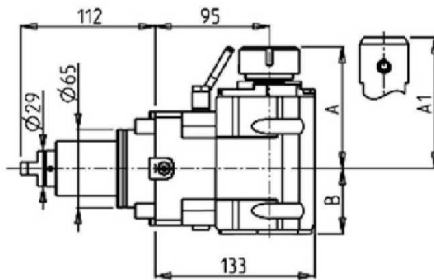

**AXIAL DRIVEN TOOL H=95mm**



Part Number	Description	Spindle	I	RPM	Reversible	Cool Thru	Ext Cool	A	A1	B	D	L
DWO 2510325	Axial ERA25 H=95mm	ERA25	1:1	6000	X		X	65	54			
DWO 2510425	Axial ERA25 H=95mm Cool Thru*	ERA25	1:1	6000	X	X	X	65	65			
DWO 2510125	Axial ER25 H=95mm	ER25	1:1	6000	X		X	91.2	54			
DWO 2510225	Axial ER25 H=95mm Cool Thru*	ER25	1:1	6000	X	X	X	91.2	65			
DWO 2510132	Axial ER32 H=95mm	ER32	1:1	6000	X		X	93.7	54			
DWO 2510232	Axial ER32 H=95mm Cool Thru*	ER32	1:1	6000	X	X	X	93.7	65			
DWO 2510140	Axial ER40 H=95mm	ER40	1:1	6000	X		X	98.2	54			
DWO 2510240	Axial ER40 H=95mm Cool Thru*	ER40	1:1	6000	X	X	X	98.2	65			
DWO 2510516	Axial 16x17mm H=95mm	16x17	1:1	6000	X		X		67.5	54	16	17
DWO 2510522	Axial 22x19mm H=95mm	22x19	1:1	6000	X		X		67.5	54	22	19
DWO 2510527	Axial 27x21mm H=95mm	27x21	1:1	6000	X		X		70	54	27	21

\* Coolant Thru tools are designed for 1000 psi. They require 5 Micron Filtration and **CANNOT** be run dry.

**AXIAL REINFORCED DRIVEN TOOL H=95mm**



Part Number	Description	Spindle	I	RPM	Reversible	Cool Thru	Ext Cool	A	A1	B
DWO 2500132	Axial Reinforced ER32	ER32	1:1	6000	X		X	99.7	56.5	
DWO 2500232	Axial Reinforced ER32 Cool Thru*	ER32	1:1	6000	X	X	X	99.7	67.5	
DWO 2500725	Axial Reinforced Weldon 25	Weldon 25	1:1	6000	X		X		106	56.5
DWO 2500825	Axial Reinforced Weldon 25 Cool Thru*	Weldon 25	1:1	6000	X	X	X		106	67.5

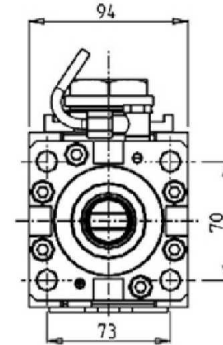
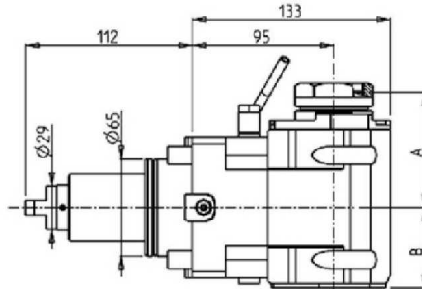
\* Coolant Thru tools are designed for 1000 psi. They require 5 Micron Filtration and **CANNOT** be run dry.

**GTX2000/2600 12ST. - GTZ2000/2600 12ST. - GS2000/2800 16ST. - GMT2000 - GMS2000 15ST. - GLS2800/3300 12ST. - GTH2000/2600 12ST.**

**DRIVEN**

**QUICK CHANGE AXIAL MTSK DRIVEN TOOL H=95mm**

See Accessories for MTSK Quick Change Adaptors

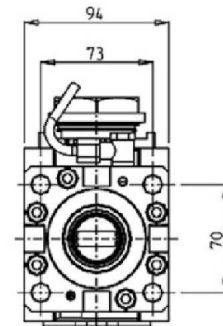
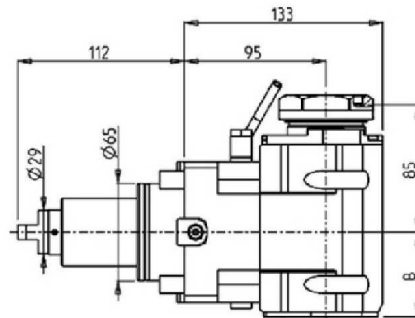


Part Number	Description	Spindle	I	RPM	Reversible	Cool Thru	Ext Cool	A	B
DWO 2530140	Axial MTSK-40 H=95mm	MTSK-40	1:1	6000	X		X	77	54
DWO 2530240	Axial MTSK-40 H=95mm Cool Thru*	MTSK-40	1:1	6000	X	X	X	77	65
DWO 2530150	Axial MTSK-50 H=95mm	MTSK-50	1:1	6000	X		X	79	54
DWO 2530250	Axial MTSK-50 H=95mm Cool Thru*	MTSK-50	1:1	6000	X	X	X	79	65

\* Coolant Thru tools are designed for 1000 psi. They require 5 Micron Filtration and **CANNOT** be run dry.

**QUICK CHANGE AXIAL MTSK REINFORCED DRIVEN TOOL H=95mm**

See Accessories for MTSK Quick Change Adaptors



Part Number	Description	Spindle	I	RPM	Reversible	Cool Thru	Ext Cool	B
DWO 2540150	Axial Reinforced MTSK-50	MTSK-50	1:1	6000	X		X	56.5
DWO 2540250	Axial Reinforced MTSK-50 Cool Thru*	MTSK-50	1:1	6000	X	X	X	67.5

\* Coolant Thru tools are designed for 1000 psi. They require 5 Micron Filtration and **CANNOT** be run dry.

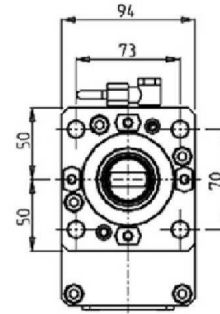
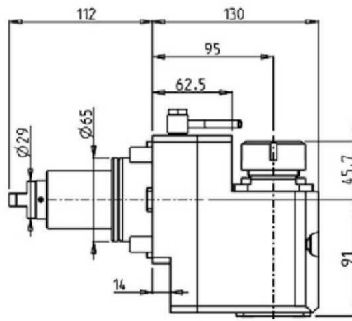

**GTX2000/2600 12ST. - GTZ2000/2600 12ST. - GS2000/2800 16ST. - GMT2000 - GMS2000 15ST. - GLS2800/3300 12ST. - GTH2000/2600 12ST.**

**DRIVEN**

**AXIAL REAR SET DRIVEN TOOL H=95mm**

**THIS TOOL WILL NOT FIT THE FOLLOWING MACHINE MODELS:**

*GTH2000/2600 12ST.*

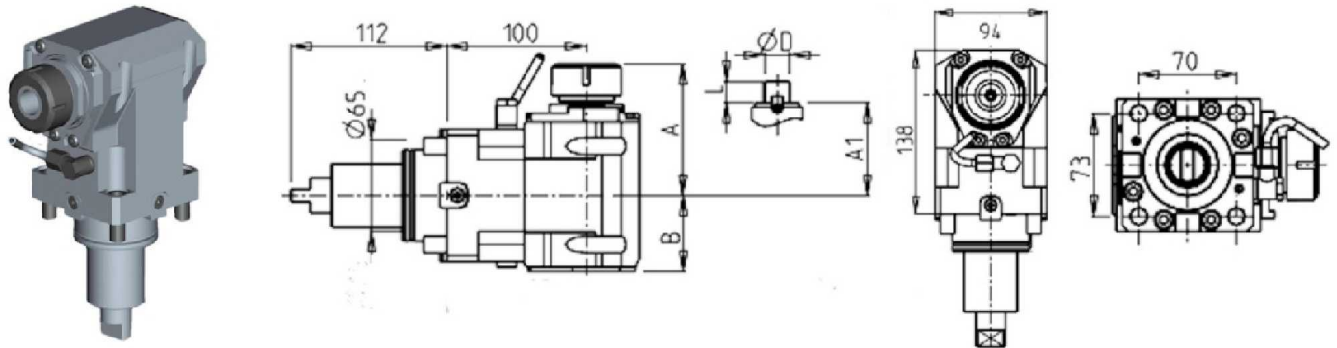


Part Number	Description	Spindle	I	RPM	Reversible	Ext Cool
DWO 2570132	Axial Rear-Set Driven Tool ER32	ER32	1:1	6000	X	X

**GTX2000/2600 12ST. - GTZ2000/2600 12ST. - GS2000/2800 16ST. - GMT2000 - GMS2000 15ST. - GLS2800/3300 12ST. - GTH2000/2600 12ST.**

**DRIVEN**

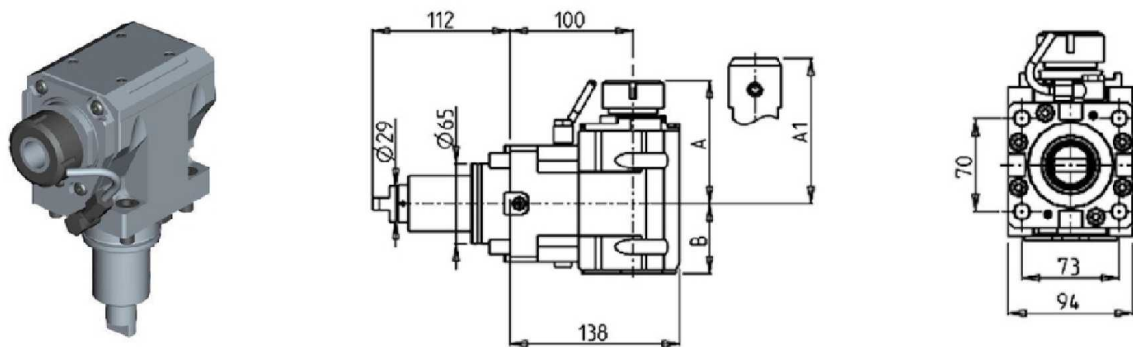
**AXIAL DRIVEN TOOL H=100mm**



Part Number	Description	Spindle	I	RPM	Reversible	Cool Thru	Ext Cool	A	A1	B	D	L
DWO 1140125	Axial ER25 H=100mm	ER25	1:1	6000	X		X	91.16		54		
DWO 1140225	Axial ER25 H=100mm Cool Thru*	ER25	1:1	6000	X	X	X	91.16		65		
DWO 1140325	Axial ERA25 H=100mm	ERA25	1:1	6000	X		X	65		54		
DWO 1140425	Axial ERA25 H=100mm Cool Thru*	ERA25	1:1	6000	X	X	X	65		65		
DWO 1140132	Axial ER32 H=100mm	ER32	1:1	6000	X		X	93.66		54		
DWO 1140232	Axial ER32 H=100mm Cool Thru*	ER32	1:1	6000	X	X	X	93.66		65		
DWO 1140140	Axial ER40 H=100mm	ER40	1:1	6000	X		X	98.16		54		
DWO 1140240	Axial ER40 H=100mm Cool Thru*	ER40	1:1	6000	X	X	X	98.16		65		
DWO 1140516	Axial Mill Head 16x17mm H=100mm	16x17	1:1	6000	X		X		67.5	54	16	17
DWO 1140522	Axial Mill Head 22x19mm H=100mm	22x19	1:1	6000	X		X		67.5	54	22	19
DWO 1140527	Axial Mill Head 27x21mm H=100mm	27x21	1:1	6000	X		X		70	54	27	21

\* Coolant Thru tools are designed for 1000 psi. They require 5 Micron Filtration and **CANNOT** be run dry.

**AXIAL REINFORCED DRIVEN TOOL H=100mm**



Part Number	Description	Spindle	I	RPM	Reversible	Cool Thru	Ext Cool	A	A1	B
DWO 2490132	Axial Reinforced ER32	ER32	1:1	6000	X		X	99.7		56.5
DWO 2490232	Axial Reinforced ER32 Cool Thru*	ER32	1:1	6000	X	X	X	99.7		67.5
DWO 2490725	Axial Reinforced Weldon 25	Weldon 25	1:1	6000	X		X			106 56.5
DWO 2490825	Axial Reinforced Weldon 25 Cool Thru*	Weldon 25	1:1	6000	X	X	X			106 67.5

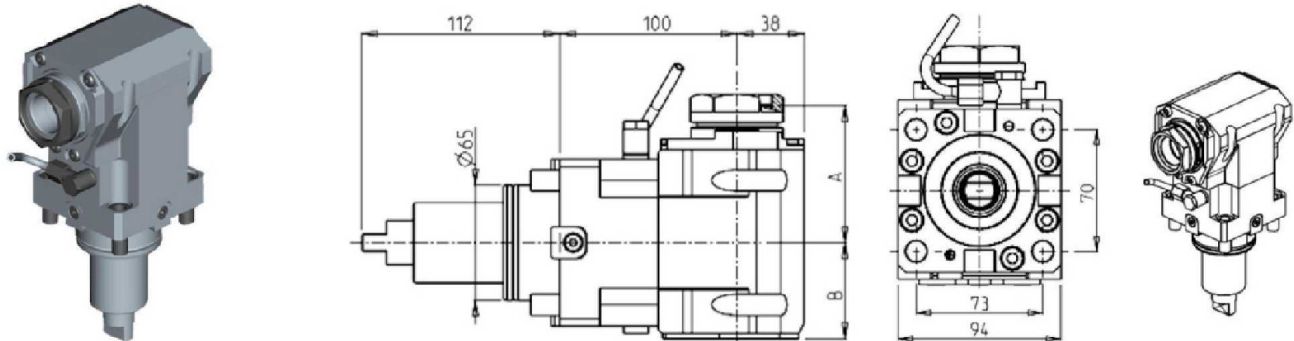
\* Coolant Thru tools are designed for 1000 psi. They require 5 Micron Filtration and **CANNOT** be run dry.

**GTX2000/2600 12ST. - GTZ2000/2600 12ST. - GS2000/2800 16ST. - GMT2000 - GMS2000 15ST. - GLS2800/3300 12ST. - GTH2000/2600 12ST.**

**DRIVEN**

**QUICK CHANGE AXIAL MTSK DRIVEN TOOL H=100mm**

See Accessories for MTSK Quick Change Adaptors

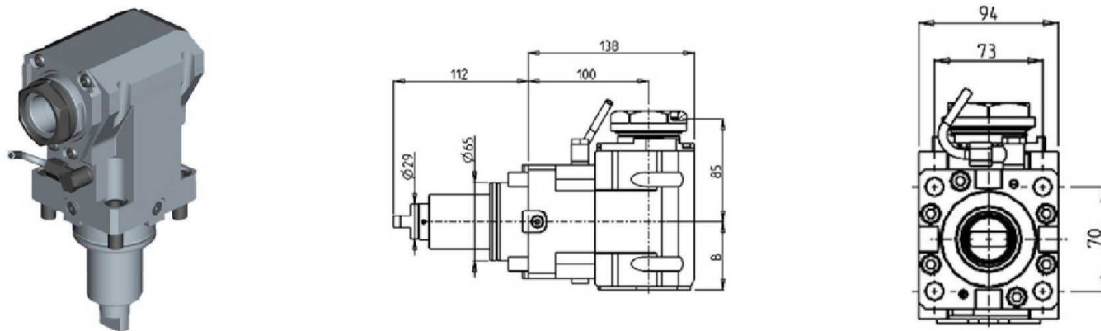


Part Number	Description	Spindle	Reversible	I	RPM	Cool Thru	Ext. Cool	A	B
DWO 1190140	Axial MTSK-40 H=100mm	MTSK-40	X	1:1	6000		X	77	54
DWO 1190240	Axial MTSK-40 H=100mm Cool Thru*	MTSK-40	X	1:1	6000	X	X	77	65
DWO 1190150	Axial MTSK-50 H=100mm	MTSK-50	X	1:1	6000		X	79	54
DWO 1190250	Axial MTSK-50 H=100mm Cool Thru*	MTSK-50	X	1:1	6000	X	X	79	65

\* Coolant Thru tools are designed for 1000 psi. They require 5 Micron Filtration and **CANNOT** be run dry.

**QUICK CHANGE AXIAL MTSK REINFORCED DRIVEN TOOL H=100mm**

See Accessories for MTSK Quick Change Adaptors



Part Number	Description	Spindle	I	RPM	Reversible	Cool Thru	Ext Cool	B
DWO 2200150	Axial MTSK-50 H=100mm	MTSK-50	1:1	6000	X		X	56.5
DWO 2200250	Axial MTSK-50 H=100mm Cool Thru*	MTSK-50	1:1	6000	X	X	X	67.5

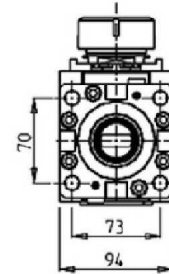
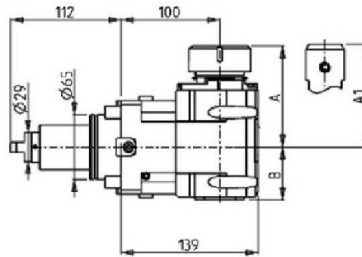

\* Coolant Thru tools are designed for 1000 psi. They require 5 Micron Filtration and **CANNOT** be run dry.



**GTX2000/2600 12ST. - GTZ2000/2600 12ST. - GS2000/2800 16ST. - GMT2000 - GMS2000 15ST. - GLS2800/3300 12ST. - GTH2000/2600 12ST.**

**DRIVEN**

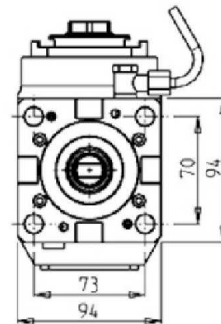
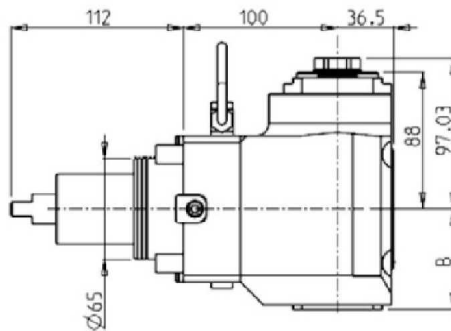
**AXIAL GEARED-DOWN 2:1 DRIVEN TOOL H=100mm**



Part Number	Description	Spindle	I	RPM	Reversible	Cool Thru	Ext Cool	A	A1	B
DWO 2360132	Axial Geared-Down 2:1 ER32	ER32	2:1	3000	X		X	98.7		53
DWO 2360232	Axial Geared-Down 2:1 ER32 Cool Thru	ER32	2:1	3000	X	X	X	98.7		66.5
DWO 2360140	Axial Geared-Down 2:1 ER40	ER40	2:1	3000	X		X	101.7		53
DWO 2360240	Axial Geared-Down 2:1 ER40 Cool Thru	ER40	2:1	3000	X	X	X	101.7		66.5
DWO 2360725	Axial Geared-Down 2:1 WELDON 25	WELDON25	2:1	3000	X		X		106	53
DWO 2360825	Axial Geared-Down 2:1 WELDON 25 Cool Thru	WELDON25	2:1	3000	X	X	X		106	66.5

\* Coolant Thru tools are designed for 1000 psi.  
They require 5 Micron Filtration and **CANNOT** be run dry.

**AXIAL GEARED-UP 1:2 DRIVEN TOOL**



Part Number	Description	Reversible	Spindle	I	RPM	Cool Thru	Ext. Cool	B
DWO 0710125	Axial Geared-Up ERA25 1:2	X	ERA25	1:2	12000		X	64.7
DWO 0710225	Axial Geared-Up ERA25 1:2 Cool Thru*	X	ERA25	1:2	12000	X	X	73.2

\* Coolant Thru tools are designed for 1000 psi.  
They require 5 Micron Filtration and **CANNOT** be run dry.

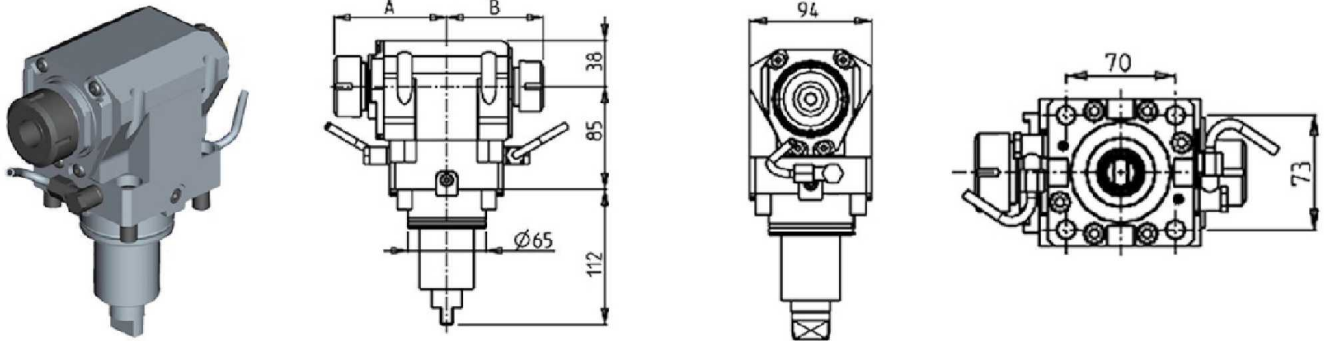
**GTX2000/2600 12ST. - GTZ2000/2600 12ST. - GS2000/2800 16ST. - GMT2000 - GMS2000 15ST. - GLS2800/3300 12ST. - GTH2000/2600 12ST.**

**DRIVEN**

**AXIAL OPPOSITE FACE DRIVEN TOOL H=85mm**

**THIS TOOL WILL NOT FIT THE FOLLOWING MACHINE MODELS:**

*GTH2000/2600 12ST.*

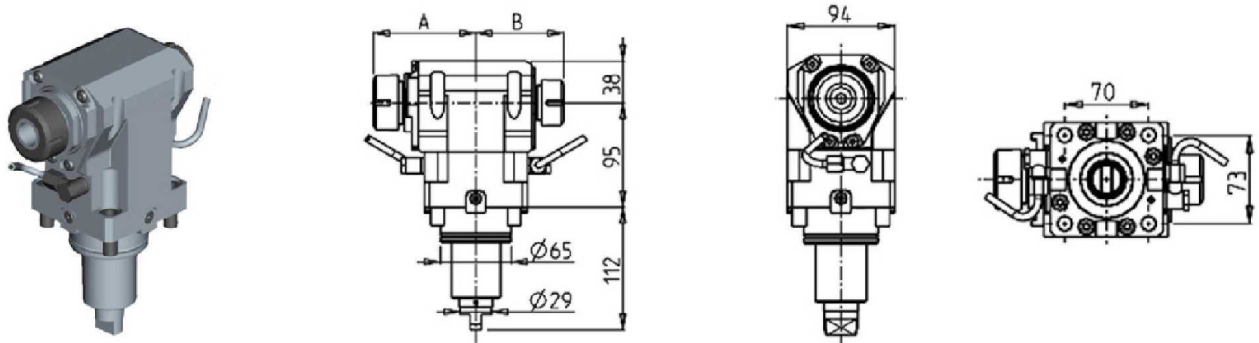


Part Number	Description	Spindle	I	Reversible	RPM	Ext. Cool	A	B
DWO 1150132	Axial Opposite Face ER32+ER25 H=85mm	ER32+ER25	1:1	X	6000	X	93.66	80.16
DWO 1152520	Axial Opposite Face ERA25+ERA20 H=85mm	ERA25+ERA20	1:1	X	6000	X	65	55.5

**AXIAL OPPOSITE FACE DRIVEN TOOL H=95mm**

**THIS TOOL WILL NOT FIT THE FOLLOWING MACHINE MODELS:**

*GTH2000/2600 12ST.*



Part Number	Description	Spindle	I	RPM	Reversible	Ext Cool	A	B
DWO 2520132	Axial Opposite Face ER32+ER25	ER32+ER25	1:1	6000	X	X	93.7	80.2
DWO 2522520	Axial Opposite Face ERA25+ERA20	ERA25+ERA20	1:1	6000	X	X	65	55.5



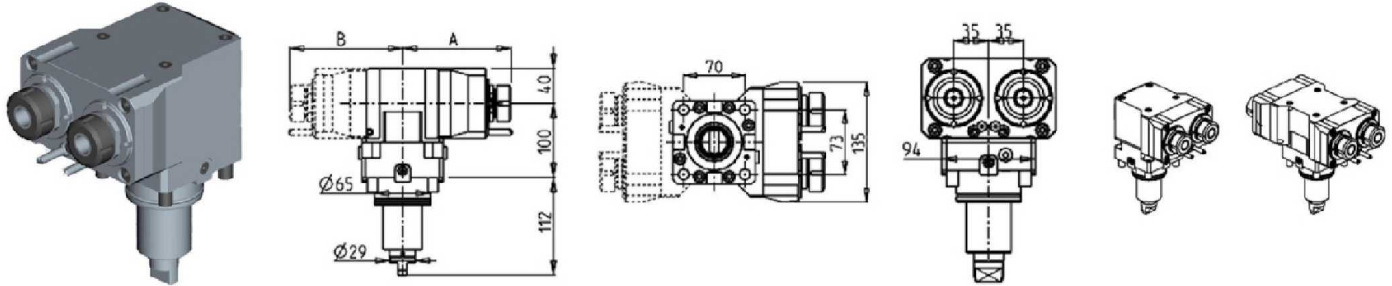
**GTX2000/2600 12ST. - GTZ2000/2600 12ST. - GS2000/2800 16ST. - GMT2000 - GMS2000 15ST. - GLS2800/3300 12ST. - GTH2000/2600 12ST.**

**DRIVEN**

**AXIAL SINGLE SIDE TWIN HEAD DRIVEN TOOL IN Y H=100mm**

**THIS TOOL WILL NOT FIT THE FOLLOWING MACHINE MODELS:**

*GMS2000 15ST. - GTH2000/2600 12ST.*



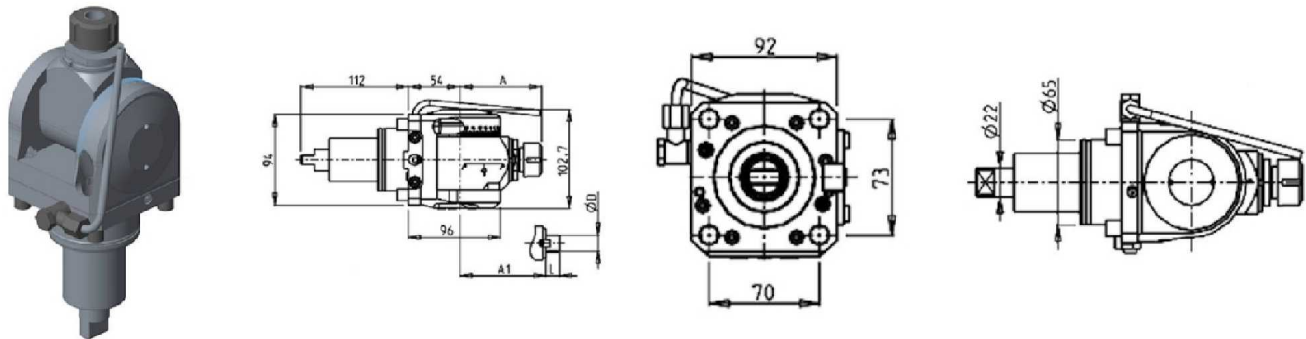
Part Number	Description	Spindle	I	RPM	# of Tools	Reversible	Cool Thru	Ext. Cool	A	B
DWO 1230225	Axial Single Side Twin ER25	ER25	1:1	6000	2	X		X	130.46	60
DWO 1231225	Axial Single Side Twin ER25 Cool Thru	ER25	1:1	6000	2	X	X	X	150.16	60
DWO 1231325	Axial Single Side Twin ERA25 Cool Thru	ERA25	1:1	6000	2	X	X	X	142	60
DWO 1232225	Axial Single Side Twin ER25+ER25	ER25+ER25	1:1	6000	2+2	X		X	130.46	125.46

\* Coolant Thru tools are designed for 1000 psi.  
They require 5 Micron Filtration and **CANNOT** be run dry.

**GTX2000/2600 12ST. - GTZ2000/2600 12ST. - GS2000/2800 16ST. - GMT2000 - GMS2000 15ST. - GLS2800/3300 12ST. - GTH2000/2600 12ST.**

**DRIVEN**

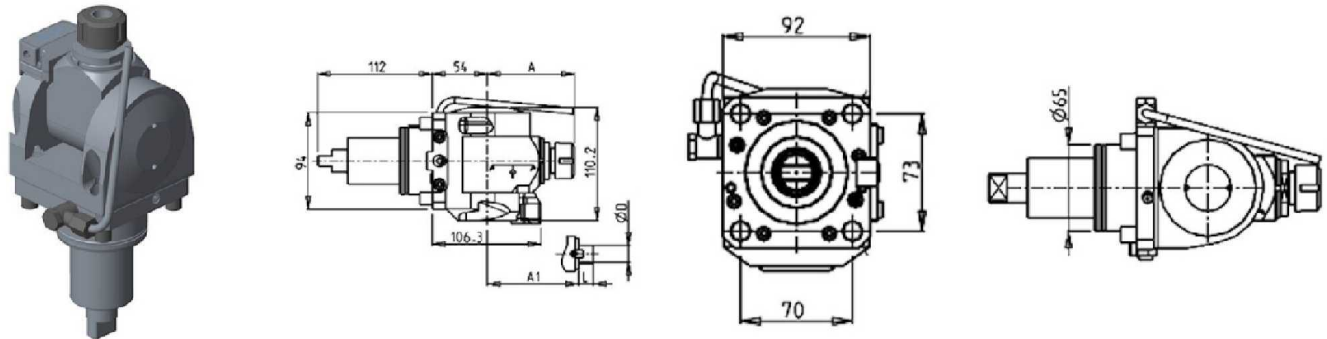
**0-180 ADJUSTABLE ANGLE DRIVEN TOOL H=54mm**



Part Number	Description	Spindle	I	RPM	Reversible	Ext Cool	A	A1	D	L
DWO 1920120	0-180 Adjustable Angle ER20	ER20	1:1	6000	X	X	85.16			
DWO 1920125	0-180 Adjustable Angle ER25	ER25	1:1	6000	X	X	86.16			
DWO 1920519	0-180 Adjustable Angle 3/4"x3/4"	3/4"x3/4"	1:1	6000	X	X		65	3/4"	3/4"
DWO 1920516	0-180 Adjustable Angle 16x17mm	16x17mm	1:1	6000	X	X		65	16	17
DWO 1920522	0-180 Adjustable Angle 22x19mm	22x19mm	1:1	6000	X	X		66	22	19

**Note :** Wrenches are provided with the purchase of Specialty Toolholders

**0-180 ADJUSTABLE ANGLE DRIVEN TOOL WITH DIGITAL DISPLAY H=54mm**



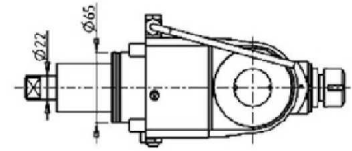
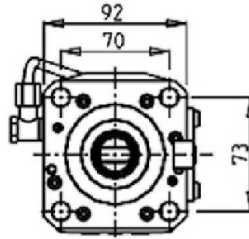
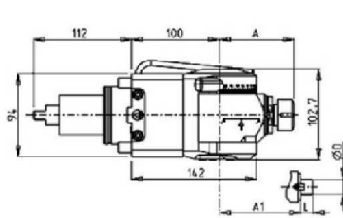
Part Number	Description	Spindle	I	RPM	Reversible	Ext Cool	A	A1	D	L
DWO 1850120	0-180 Adj. Angle ER20 with Digital Display	ER20	1:1	6000	X	X	85.16			
DWO 1850125	0-180 Adj. Angle ER25 with Digital Display	ER25	1:1	6000	X	X	86.16			
DWO 1850519	0-180 Adj. Angle 3/4"x3/4" with Digital Display	3/4"x3/4"	1:1	6000	X	X		65	3/4"	3/4"
DWO 1850516	0-180 Adj. Angle 16x17mm with Digital Display	16x17mm	1:1	6000	X	X		65	16	17
DWO 1850522	0-180 Adj. Angle 22x19mm with Digital Display	22x19mm	1:1	6000	X	X		66	22	19

**Note :** Wrenches are provided with the purchase of Specialty Toolholders

**GTX2000/2600 12ST. - GTZ2000/2600 12ST. - GS2000/2800 16ST. - GMT2000 - GMS2000 15ST. - GLS2800/3300 12ST. - GTH2000/2600 12ST.**

**DRIVEN**

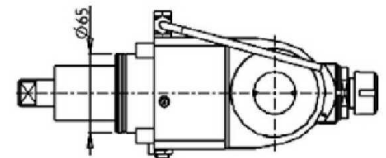
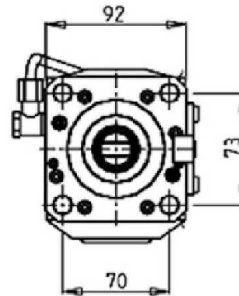
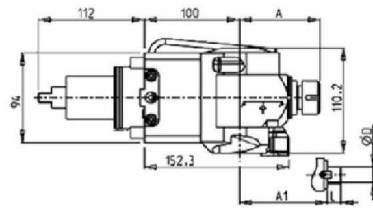
**0-180 ADJUSTABLE ANGLE DRIVEN TOOL H=100mm**



Part Number	Description	Spindle	I	RPM	Reversible	Ext Cool	A	A1	D	L
DWO 1930120	0-180 Adjustable Angle ER20	ER20	1:1	6000	X	X	85.16			
DWO 1930125	0-180 Adjustable Angle ER25	ER25	1:1	6000	X	X	86.16			
DWO 1930519	0-180 Adjustable Angle 3/4"x3/4"	3/4"x3/4"	1:1	6000	X	X		65	3/4"	3/4"
DWO 1930516	0-180 Adjustable Angle 16x17mm	16x17mm	1:1	6000	X	X		65	16	17
DWO 1930522	0-180 Adjustable Angle 22x19mm	22x19mm	1:1	6000	X	X		66	22	19

**Note :** Wrenches are provided with the purchase of Specialty Toolholders

**0-180 ADJUSTABLE ANGLE DRIVEN TOOL WITH DIGITAL DISPLAY H=100mm**



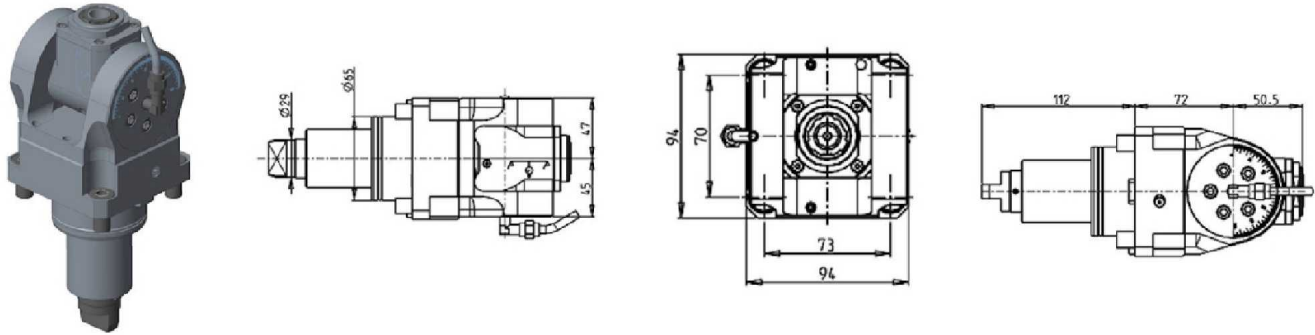
Part Number	Description	Spindle	I	RPM	Reversible	Ext Cool	A	A1	D	L
DWO 1860120	0-180 Adj. Angle ER20 with Digital Display	ER20	1:1	6000	X	X	85.16			
DWO 1860125	0-180 Adj. Angle ER25 with Digital Display	ER25	1:1	6000	X	X	86.16			
DWO 1860519	0-180 Adj. Angle 3/4"x3/4" with Digital Display	3/4"x3/4"	1:1	6000	X	X		65	3/4"	3/4"
DWO 1860516	0-180 Adj. Angle 16x17mm with Digital Display	16x17mm	1:1	6000	X	X		65	16	17
DWO 1860522	0-180 Adj. Angle 22x19mm with Digital Display	22x19mm	1:1	6000	X	X		66	22	19

**Note :** Wrenches are provided with the purchase of Specialty Toolholders

**GTX2000/2600 12ST. - GTZ2000/2600 12ST. - GS2000/2800 16ST. - GMT2000 - GMS2000 15ST. - GLS2800/3300 12ST. - GTH2000/2600 12ST.**

**DRIVEN**

**0-180 ADJUSTABLE ANGLE DRIVEN TOOL H=72mm**



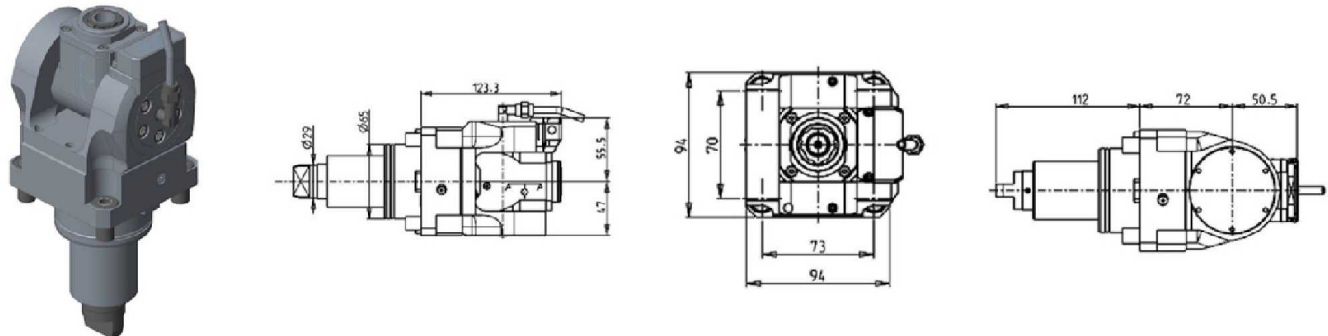
Part Number	Description	Spindle	I	RPM	Reversible	Cool Thru	Ext Cool
DWO 1940120	0-180 Adjustable Angle ERA20	ERA20	1:1	6000	X		X
DWO 1940220	0-180 Adjustable Angle ERA20 Cool Thru*	ERA20	1:1	6000	X	X	X

\* Coolant Thru tools are designed for 1000 psi.  
They require 5 Micron Filtration and **CANNOT** be run dry.

**Note :**

Wrenches are provided with the purchase of Specialty Toolholders

**0-180 ADJUSTABLE ANGLE DRIVEN TOOL WITH DIGITAL DISPLAY H=72mm**



Part Number	Description	Spindle	I	RPM	Reversible	Cool Thru	Ext Cool
DWO 1945120	0-180 Adj. Angle ERA20 with Digital Display	ERA20	1:1	6000	X		X
DWO 1945220	0-180 Adj. Angle ERA20 with Digital Display Cool Thru*	ERA20	1:1	6000	X	X	X

\* Coolant Thru tools are designed for 1000 psi.  
They require 5 Micron Filtration and **CANNOT** be run dry.

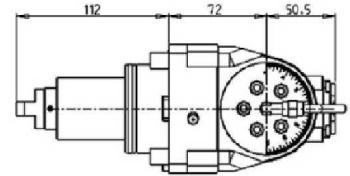
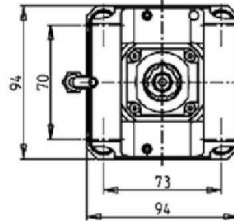
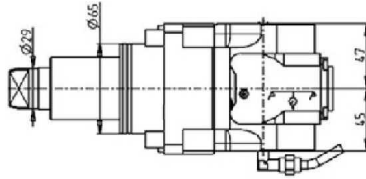
**Note :**

Wrenches are provided with the purchase of Specialty Toolholders

**GTX2000/2600 12ST. - GTZ2000/2600 12ST. - GS2000/2800 16ST. - GMT2000 - GMS2000 15ST. - GLS2800/3300 12ST. - GTH2000/2600 12ST.**

**DRIVEN**

**0-180 ADJUSTABLE ANGLE DRIVEN TOOL GEARED-UP 1:2 H=72mm**



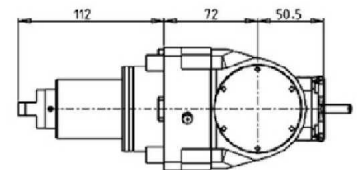
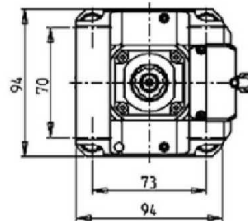
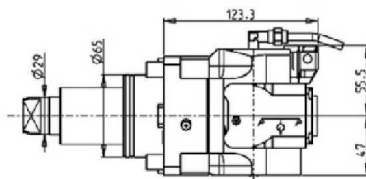
Part Number	Description	Spindle	I	RPM	Reversible	Cool Thru	Ext Cool
DWO 1940316	0-180 Adj. Angle Geared-Up ERA16	ERA16	1:2	12000	X		X
DWO 1940416	0-180 Adj. Angle Geared-Up ERA16 Cool Thru*	ERA16	1:2	12000	X	X	X

\* Coolant Thru tools are designed for 1000 psi.  
They require 5 Micron Filtration and **CANNOT** be run dry.

**Note :**

Wrenches are provided with the purchase of Specialty Toolholders

**0-180 ADJUSTABLE ANGLE DRIVEN TOOL GEARED-UP 1:2 WITH DIGITAL DISPLAY H=72mm**



Part Number	Description	Spindle	I	RPM	Reversible	Cool Thru	Ext Cool
DWO 1945316	0-180 Adj. Angle Geared-Up ERA16 with Digital Display	ERA16	1:2	12000	X		X
DWO 1945416	0-180 Adj. Angle Geared-Up ERA16 with Digital Display Cool Thru*	ERA16	1:2	12000	X	X	X

\* Coolant Thru tools are designed for 1000 psi.  
They require 5 Micron Filtration and **CANNOT** be run dry.

**Note :**

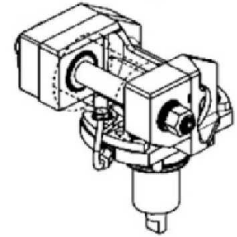
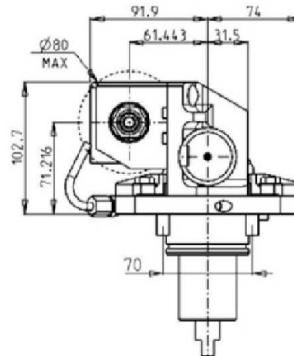
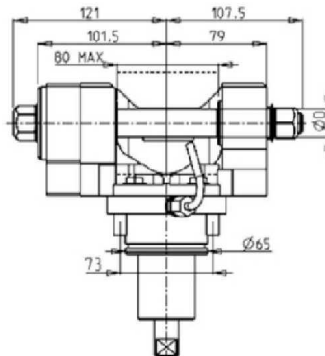

Wrenches are provided with the purchase of Specialty Toolholders



**GTX2000/2600 12ST. - GTZ2000/2600 12ST. - GS2000/2800 16ST. - GMT2000 - GMS2000 15ST. - GLS2800/3300 12ST. - GTH2000/2600 12ST.**

**DRIVEN**

**DRIVEN GEAR HOBBER**

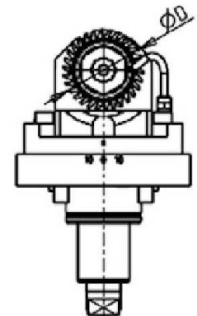
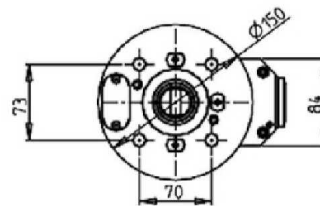
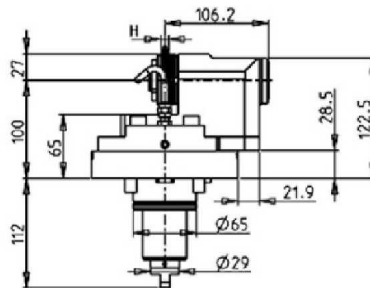



Part Number	Description	Reversible	I	RPM	Ext. Cool	D mm	D Inch
0321100	Gear Hobbing Tool 1:1	X	1:1	6000	X	16-22-27-32	3/4"-1"-1 1/4"
0322100	Gear Hobbing Tool 2:1 Geared Down	X	2:1	3000	X	16-22-27-32	3/4"-1"-1 1/4"

**Note :** Wrenches are provided with the purchase of Specialty Toolholders

**DRIVEN TOOL FOR WORM SCREWS**

**THIS TOOL WILL NOT FIT THE FOLLOWING MACHINE MODELS:**  
*GTH2000/2600 12ST.*



Part Number	Description	Spindle	I	RPM	Reversible	Ext Cool	ØD	H
DWO 2928022	Driven Tool for Worm Screws Ø22x12	Ø22x12	1:1	6000	X	X	63-70-80	MAX 12
DWO 2928125	Driven Tool for Worm Screws Ø1"x12	Ø1"x12	1:1	6000	X	X	63-70-80	MAX 12

**Note :** Wrenches are provided with the purchase of Specialty Toolholders

GTX2000/2600 12ST. - GTZ2000/2600 12ST. - GS2000/2800 16ST. - GMT2000 - GMS2000 15ST. - GLS2800/3300 12ST. - GTH2000/2600 12ST.

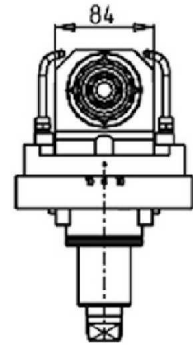
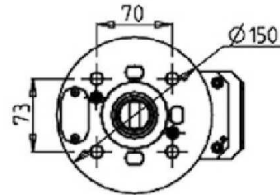
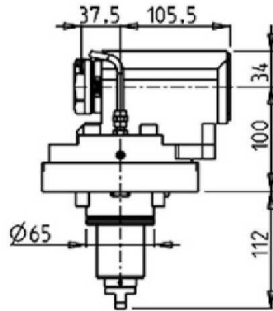
**DRIVEN**

QUICK CHANGE AXIAL MTSK-40 DRIVEN TOOL FOR POWER SKIVING H=100mm

**THIS TOOL WILL NOT FIT THE FOLLOWING MACHINE MODELS:**

*GMS2000 15ST. - GTH2000/2600 12ST.*

See Accessories for MTSK Quick Change Adaptors



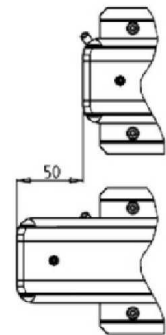
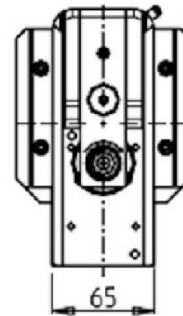
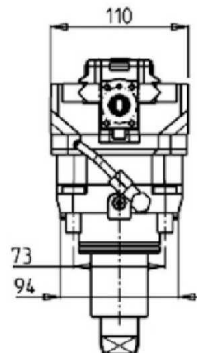
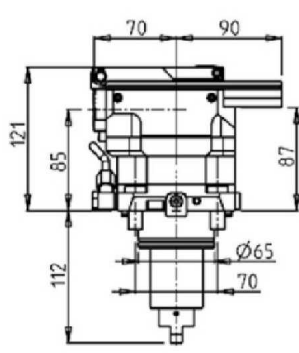
Part Number	Description	Spindle	I	RPM	Reversible	Ext Cool
DWO 1770100	Axial MTSK-40 for Power Skiving	MTSK-40	1:1	6000	X	X

**Note :** Wrenches are provided with the purchase of Specialty Toolholders

BROACHING/SLOTTING TOOL 50mm STROKE H=85mm

**THIS TOOL WILL NOT FIT THE FOLLOWING MACHINE MODELS:**

*GTH2000/2600 12ST.*



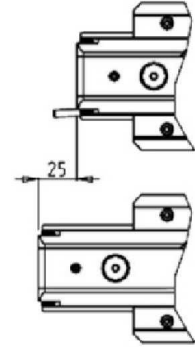
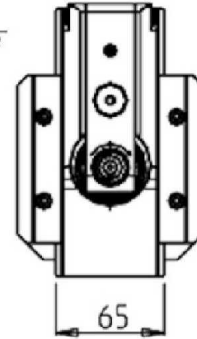
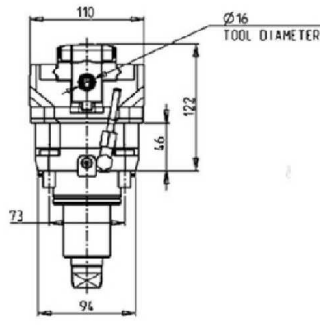
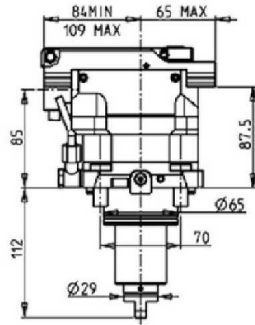
Part Number	Description	I	RPM MAX	Reversible	Ext Cool
DWO 1530100	Broaching / Slotting Tool H=85mm	4:1	2000	X	X

**GTX2000/2600 12ST. - GTZ2000/2600 12ST. - GS2000/2800 16ST. - GMT2000 - GMS2000 15ST. - GLS2800/3300 12ST. - GTH2000/2600 12ST.**

**DRIVEN**

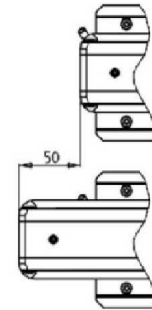
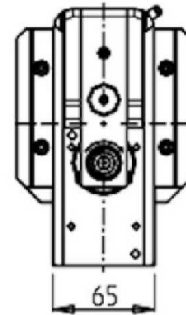
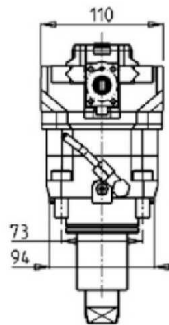
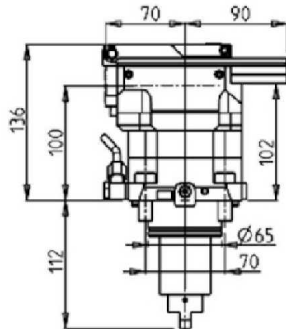
**BROACHING/SLOTING TOOL 25mm STROKE H=85mm**

**THIS TOOL WILL NOT FIT THE FOLLOWING MACHINE MODELS:**  
*GTH2000/2600 12ST.*



Part Number	Description	I	RPM MAX	Reversible	Ext Cool
DWO 1530200	Broaching / Slotting Tool H=85mm	4:1	2400	X	X

**BROACHING/SLOTING TOOL 50mm STROKE H=100mm**

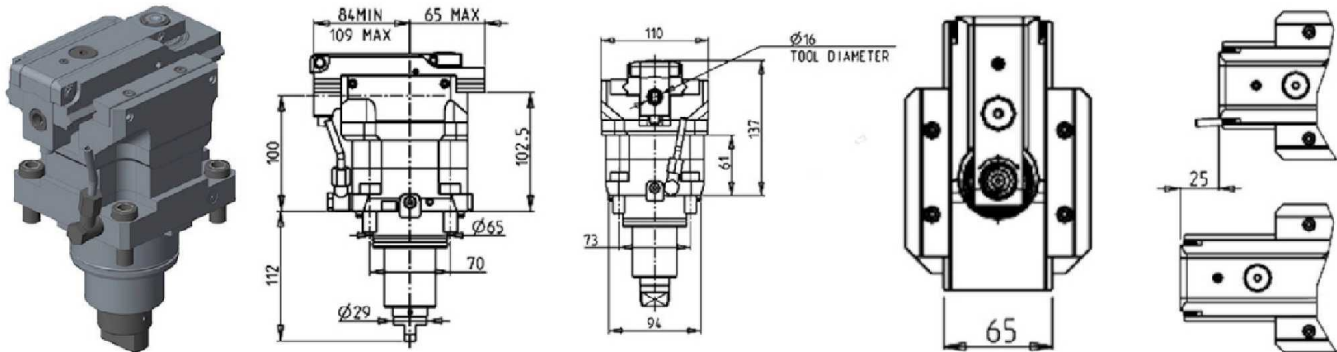


Part Number	Description	I	RPM MAX	Reversible	Ext Cool
DWO 1520100	Broaching / Slotting Tool H=100mm	4:1	2000	X	X

**GTX2000/2600 12ST. - GTZ2000/2600 12ST. - GS2000/2800 16ST. - GMT2000 - GMS2000 15ST. - GLS2800/3300 12ST. - GTH2000/2600 12ST.**

**DRIVEN**

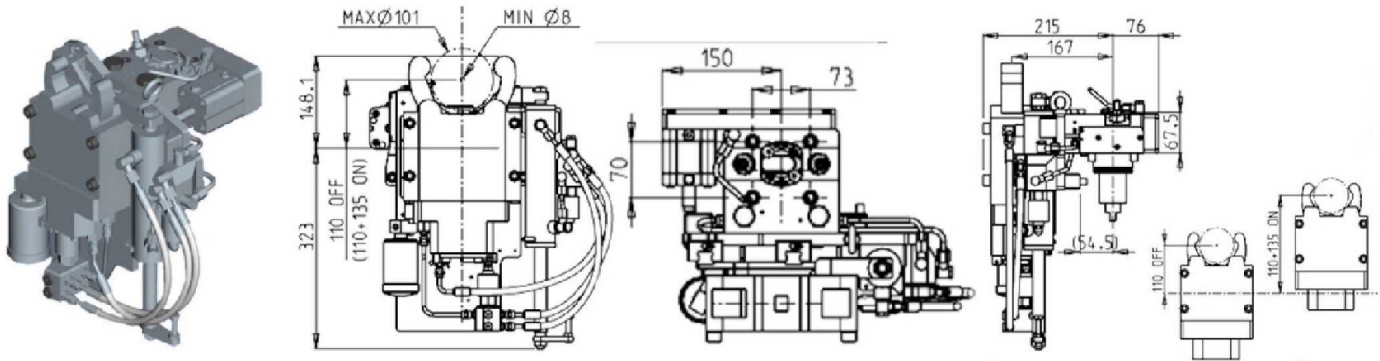
**BROACHING/SLOTING TOOL 25mm STROKE H=100mm**



Part Number	Description	I	RPM MAX	Reversible	Ext Cool
DWO 1520200	Broaching / Slotting Tool H=100mm	4:1	2400	X	X

**DRIVEN TOOLHOLDER FOR SLIDING STEADY REST-SIZE 2**

**THIS TOOL WILL NOT FIT THE FOLLOWING MACHINE MODELS:**  
*GS2000/2800 16ST. - GMT2000 - GLS2800/3300 12ST. - GTH2000/2600 12ST.*

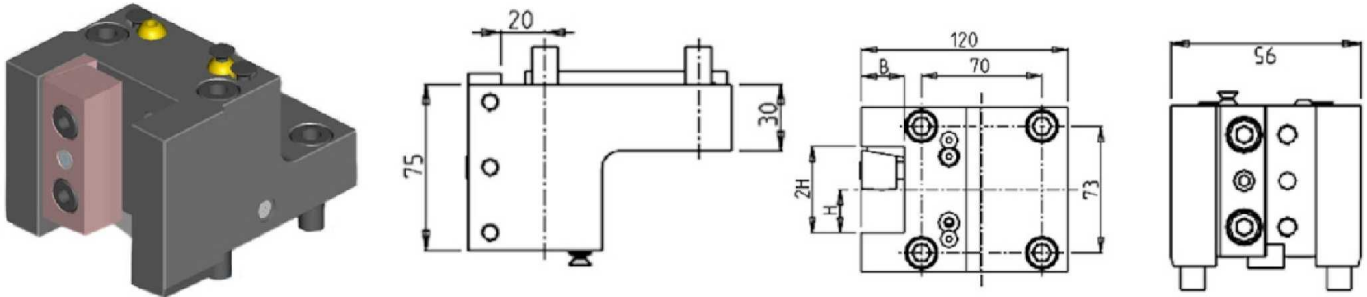


Part Number	Description	I	RPM	Ext. Cool
DWO 0940300	Sliding Steady Rest Size 2	1:1	6000	X
DWO 0940300US	Sliding Steady Rest Size 2 with Electronics	1:1	6000	X

**GTX2000/2600 12ST. - GTZ2000/2600 12ST. - GS2000/2800 16ST. - GMT2000 - GMS2000 15ST. - GLS2800/3300 12ST. - GTH2000/2600 12ST.**

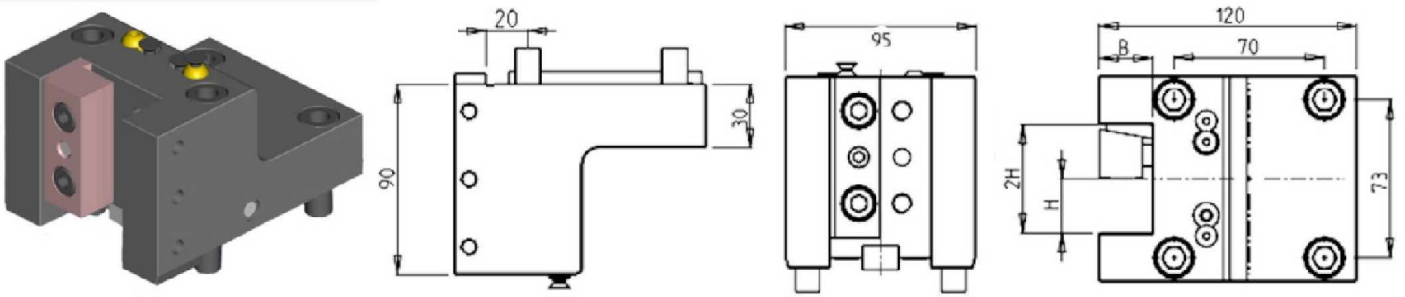
**STATIC**

**RADIAL STATIC HOLDER H=75mm**



Part Number	Description	# of Tools	Reversible	Dimensions	B	H
DWO 1422540	Radial Static Tool: 1" H=75mm	1	X	Inch	1"	1"
DWO 1422500	Radial Static Tool: 25mm H=75mm	1	X	mm	25	25

**RADIAL STATIC HOLDER H=90mm**

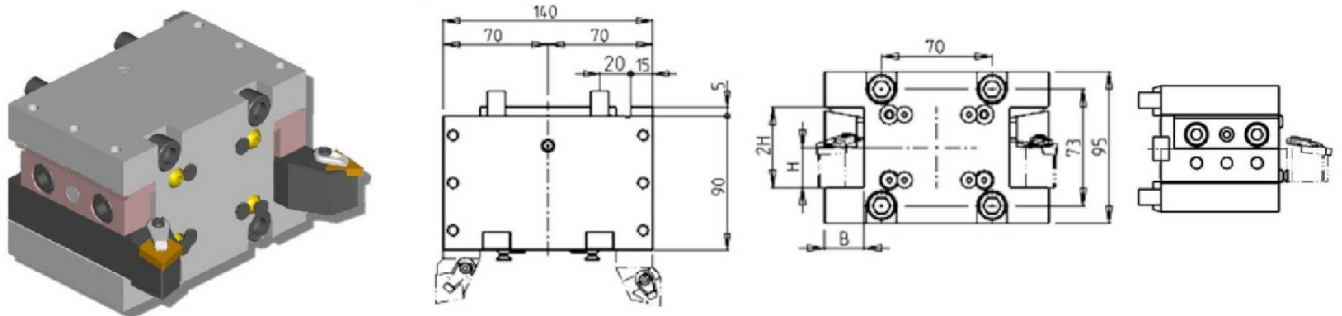


Part Number	Description	# of Tools	Reversible	Dimensions	B	H
DWO 0482540	Radial Static Tool: 1" H=90mm	1	X	Inch	1"	1"
DWO 0482000	Radial Static Tool: 20mm H=90mm	1	X	mm	20	20
DWO 0482500	Radial Static Tool: 25mm H=90mm	1	X	mm	25	25

**RADIAL DOUBLE STATIC HOLDER**

**THIS TOOL WILL NOT FIT THE FOLLOWING MACHINE MODELS:**

*GTH2000/2600 12ST.*



Part Number	Description	# of Tools	Reversible	Dimensions	B	H
DWO 0272540	Radial Double Static Tool : 1"	2/4	X	Inch	1"	1"
DWO 0272000	Radial Double Static Tool : 20mm	2/4	X	mm	20	20
DWO 0272500	Radial Double Static Tool : 25mm	2/4	X	mm	25	25

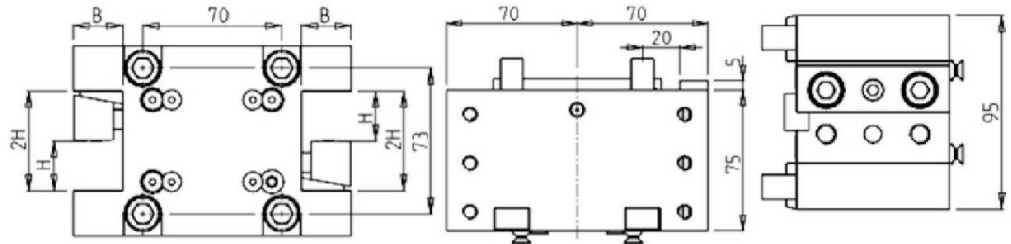

**GTX2000/2600 12ST. - GTZ2000/2600 12ST. - GS2000/2800 16ST. - GMT2000 - GMS2000 15ST. - GLS2800/3300 12ST. - GTH2000/2600 12ST.**

**STATIC**

**RADIAL DOUBLE STATIC HOLDER H=75mm**

**THIS TOOL WILL NOT FIT THE FOLLOWING MACHINE MODELS:**

*GTH2000/2600 12ST.*

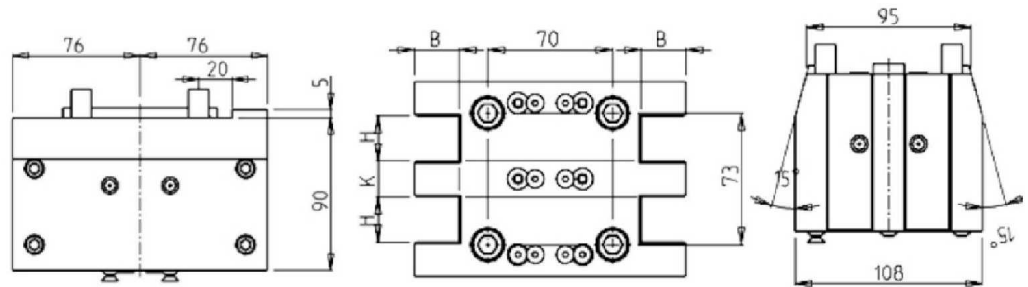



Part Number	Description	# of Tools	Reversible	Dimensions	B	H
DWO 0672000	Radial Double Static Tool 20mm H=75mm	2/4	X	mm	20	20
DWO 0672500	Radial Double Static Tool 25mm H=75mm	2/4	X	mm	25	25

**RADIAL DOUBLE SIDE TWIN STATIC TOOL**

**THIS TOOL WILL NOT FIT THE FOLLOWING MACHINE MODELS:**

*GMS2000 15ST. - GTH2000/2600 12ST.*

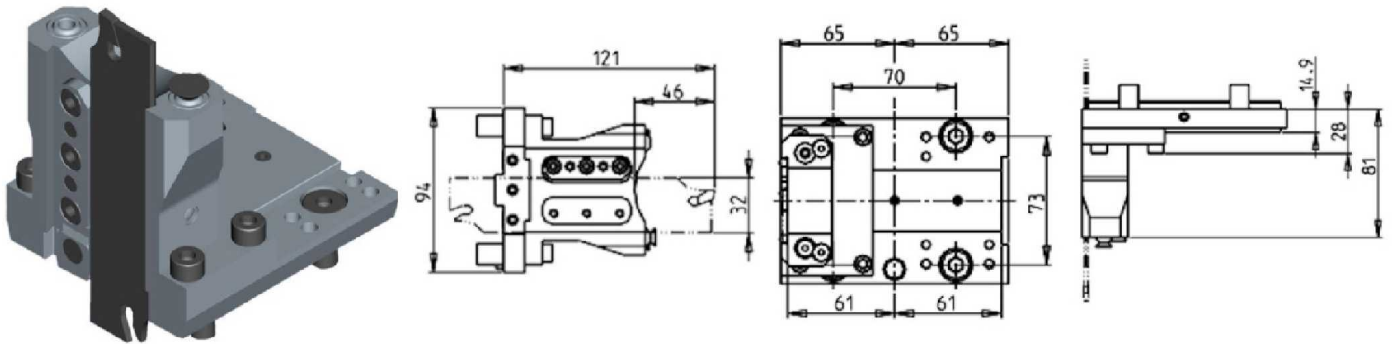


Part Number	Description	# of Tools	Reversible	Dimensions	H	K	B
DWO 0622540	Radial Double Side Twin Static Tool H=1"	4	X	Inch	1"	3/4"	1"
DWO 0622500	Radial Double Side Twin Static Tool H=25mm	4	X	mm	25	20	25

**GTX2000/2600 12ST. - GTZ2000/2600 12ST. - GS2000/2800 16ST. - GMT2000 - GMS2000 15ST. - GLS2800/3300 12ST. - GTH2000/2600 12ST.**

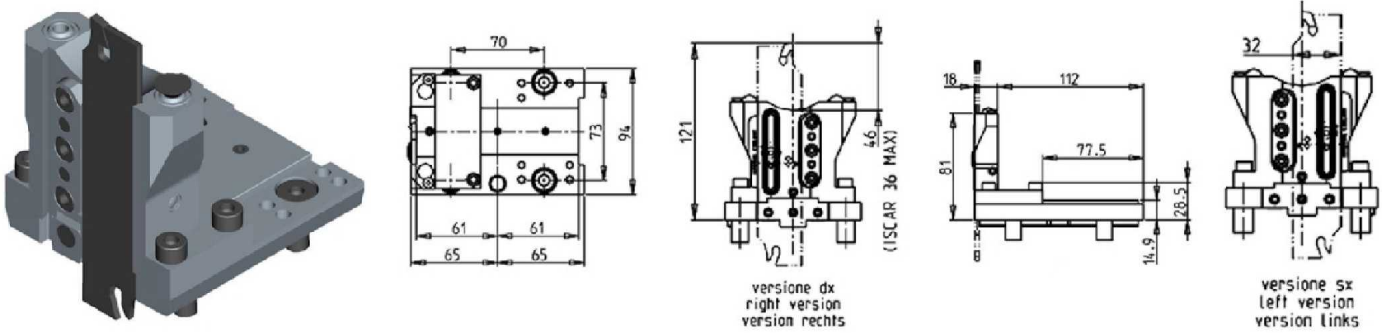
**STATIC**

**RADIAL BLADE HOLDER WITH BLADE KIT**



Part Number	Description	# of Tools	Reversible	Ext Cool
DWO 1410132	Radial Blade Holder with Blade Kit	1	X	X
BLADEKIT	Blade Kit: 1 Blade, 10 Inserts			

**RADIAL BLADE HOLDER WITH INTERNAL COOLANT-BLADE KIT NOT INCLUDED**



Part Number	Description	# of Tools	Reversible	Ext Cool	Cool Thru
DWO 1730132R	Radial Blade Holder with Cool Thru (Right Hand)	1	X	X	X
DWO 1730132L	Radial Blade Holder with Cool Thru (Left Hand)	1	X	X	X
COOL THRU BLADEKIT	Blade Kit: 1 Blade, 10 Inserts				

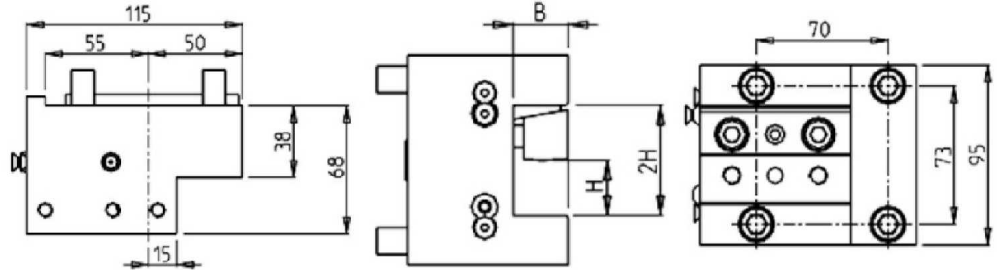

**GTX2000/2600 12ST. - GTZ2000/2600 12ST. - GS2000/2800 16ST. - GMT2000 - GMS2000 15ST. - GLS2800/3300 12ST. - GTH2000/2600 12ST.**

**STATIC**

**AXIAL STATIC TOOL**

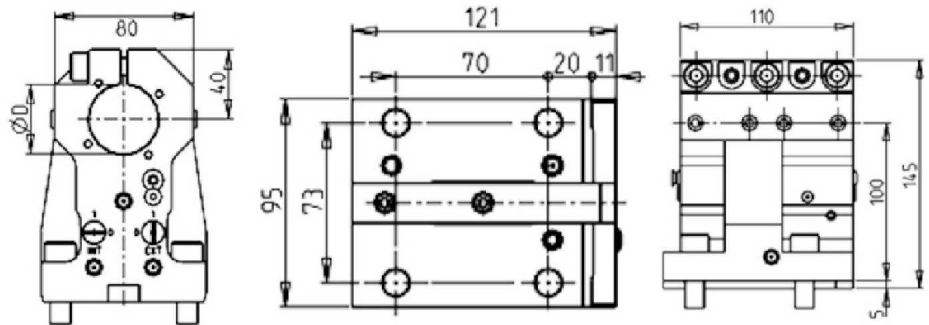

**THIS TOOL WILL NOT FIT THE FOLLOWING MACHINE MODELS:**

*GTH2000/2600 12ST.*



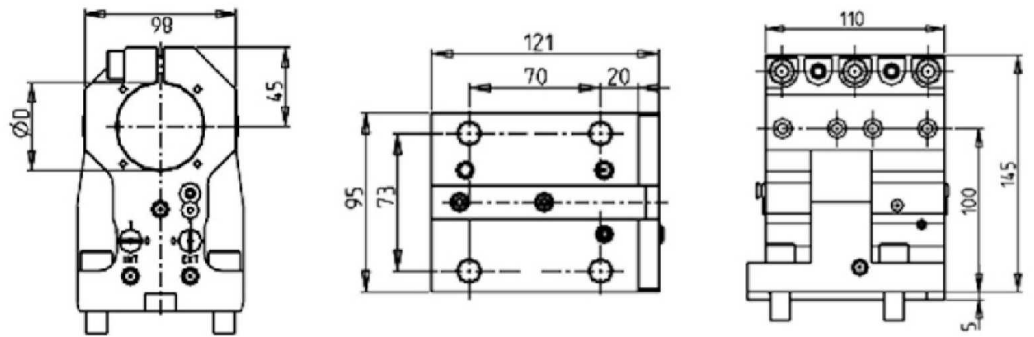

Part Number	Description	# of Tools	Reversible	Dimensions	B	H
DWO 1452540	Axial Static Tool 1"	1	X	Inch	1"	1"
DWO 1452500	Axial Static Tool 25mm	1	X	mm	25	25

**AXIAL SINGLE BORING BAR HOLDER 40mm H=100mm**



Part Number	Description	# of Tools	Reversible	Cool Thru	Ext. Cool	Dimensions	B
DWO 0204000	Axial Single BBH: 40mm, H=100mm	1	X	X	X	mm	40
KIT 1003003	Plug & Seal Kit for 40mm BBH to Make Cool Thru						

**AXIAL SINGLE BORING BAR HOLDER 50mm H=100mm**



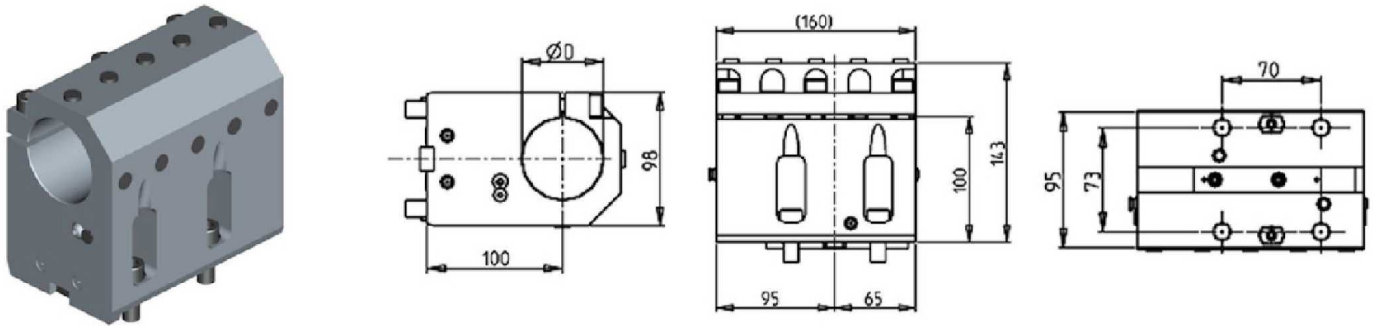
Part Number	Description	# of Tools	Reversible	Cool Thru	Ext Cool	Dimensions	D
DWO 0205000	Axial Single BBH: 50mm, H=100mm	1	X	X	X	mm	50
KIT 1003002	Plug & Seal Kit for 50mm BBH to Make Cool Thru						



**GTX2000/2600 12ST. - GTZ2000/2600 12ST. - GS2000/2800 16ST. - GMT2000 - GMS2000 15ST. - GLS2800/3300 12ST. - GTH2000/2600 12ST.**

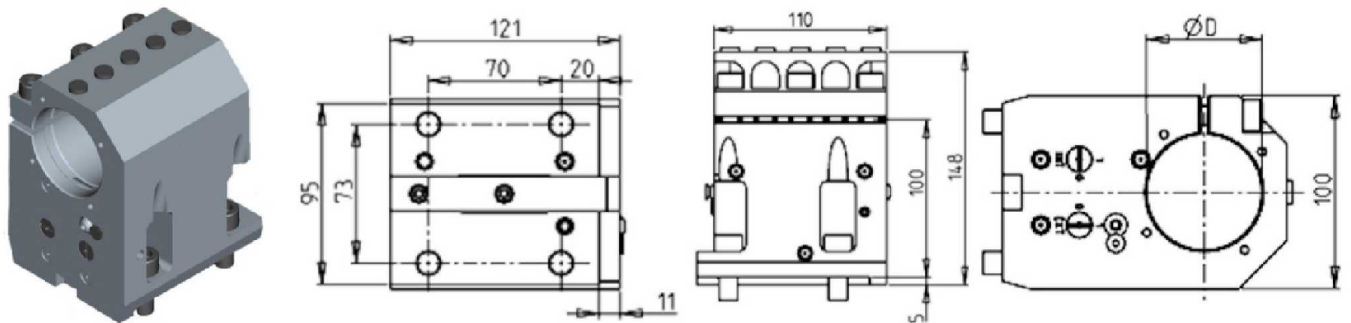
**STATIC**

**AXIAL SINGLE BORING BAR HOLDER 60mm H=100mm**



Part Number	Description	# of Tools	Reversible	Ext Cool	Dimension	D
DWO 1446000	Axial Single BBH 60mm H=100mm	1	X	X	mm	60

**AXIAL SINGLE BORING BAR HOLDER 60mm H=100mm**

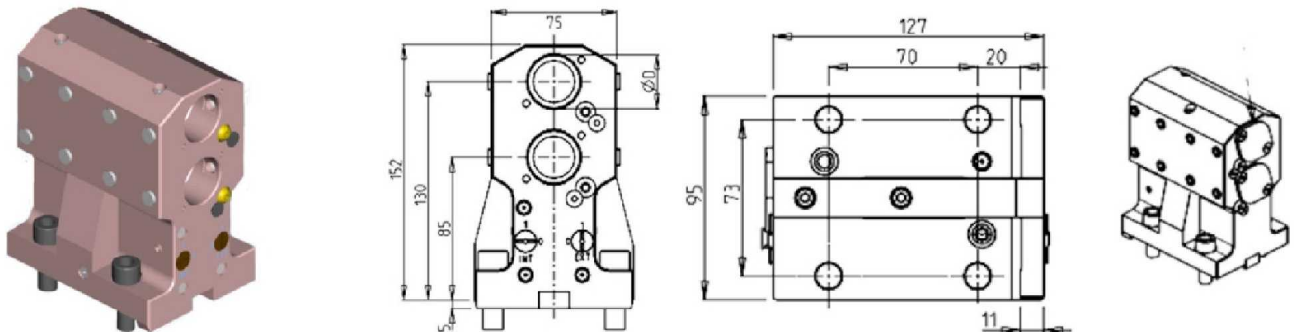


Part Number	Description	# of Tools	Reversible	Cool Thru	Dimensions	D
DWO 0746000	Axial Single BBH: 60mm	1	X	X	mm	60
KIT 1003025	Plug & Seal Kit for 60mm BBH to Make Cool Thru					

**DOUBLE AXIAL 2+2 BORING BAR HOLDER**

**THIS TOOL WILL NOT FIT THE FOLLOWING MACHINE MODELS:**

*GTH2000/2600 12ST.*



Part Number	Description	# of Tools	Reversible	Cool Thru	Ext. Cool	Dimensions	B
DWO 0213175	Axial Double BBH: 1 1/4"	2+2	X	X	X	Inch	1 1/4"
DWO 0213200	Axial Double BBH: 32mm	2+2	X	X	X	mm	32
KIT 1000001	Plug for 32mm or 1 1/4" BBH to Make Cool Thru						

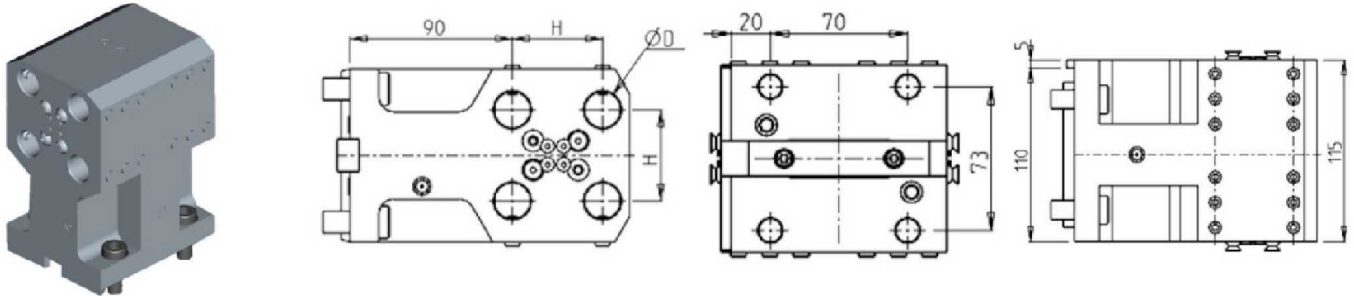
**GTX2000/2600 12ST. - GTZ2000/2600 12ST. - GS2000/2800 16ST. - GMT2000 - GMS2000 15ST. - GLS2800/3300 12ST. - GTH2000/2600 12ST.**

**STATIC**

**AXIAL 4 + 4 BORING BAR HOLDER**

**THIS TOOL WILL NOT FIT THE FOLLOWING MACHINE MODELS:**

*GMS2000 15ST. - GTH2000/2600 12ST.*

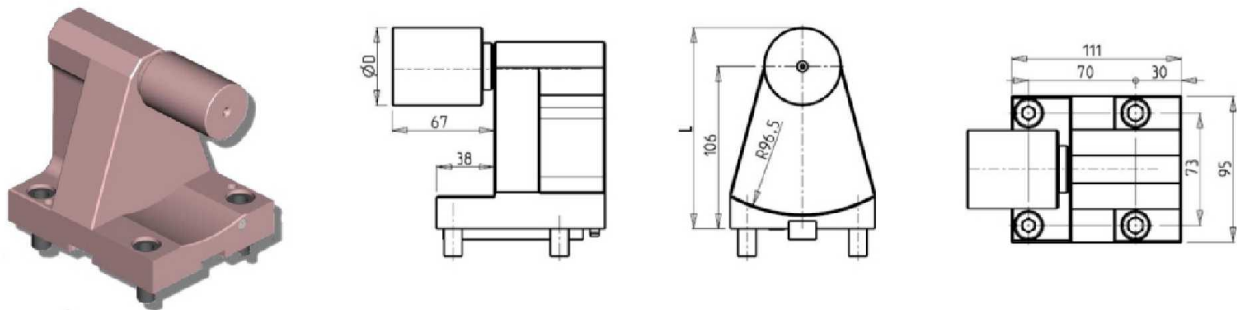


Part Number	Description	# of Tools	Reversible	Ext. Cool	Dimensions	D	H
DWO 0631905	Axial 4+4 BBH: 3/4"	4+4	X	X	Inch	3/4"	2"
DWO 0632000	Axial 4+4 BBH: 20mm	4+4	X	X	mm	20	48

**TAILSTOCK FOR SUBSPINDLE**

**THIS TOOL WILL NOT FIT THE FOLLOWING MACHINE MODELS:**

*GTH2000/2600 12ST.*

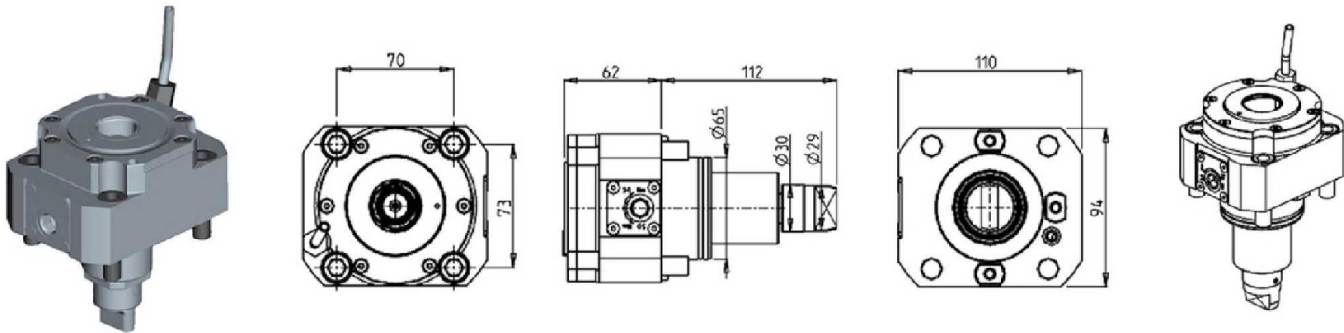


Part Number	Description	# of Tools	D	L
0820200L	Tailstock for Sub Spindle 2"	1	2"	131.4
0820200	Tailstock for Sub Spindle 38mm	1	38	125
080003	Removable Tailstock Center			

**GTX2000/2600 12ST. - GTZ2000/2600 12ST. - GS2000/2800 16ST. - GMT2000 - GMS2000 15ST. -  
GLS2800/3300 12ST. - GTH2000/2600 12ST.**

**CAPTO**

**RADIAL DRIVEN TOOL CAPTO C4**



Part Number	Description	Size	I	RPM	Ext Cool
DWO 3150140	Radial Driven Tool Capto C4	C4	1:1	6000	X

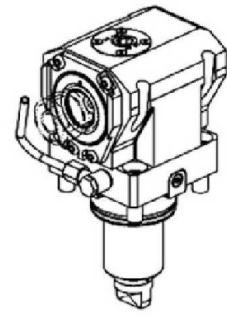
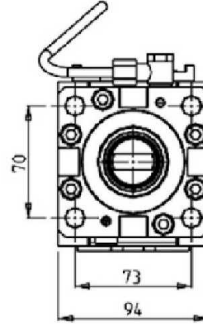
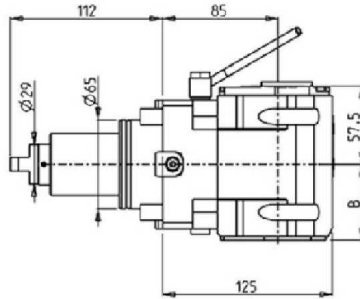
**GTX2000/2600 12ST. - GTZ2000/2600 12ST. - GS2000/2800 16ST. - GMT2000 - GMS2000 15ST. - GLS2800/3300 12ST. - GTH2000/2600 12ST.**

**CAPTO**

**AXIAL DRIVEN TOOL CAPTO C4 H=85mm**

**THIS TOOL WILL NOT FIT THE FOLLOWING MACHINE MODELS:**

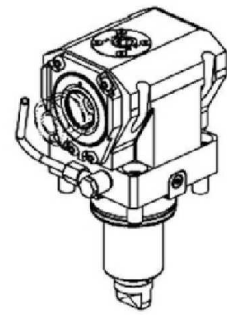
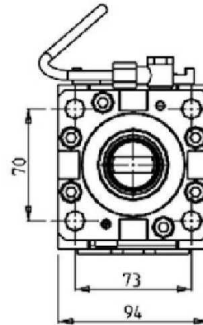
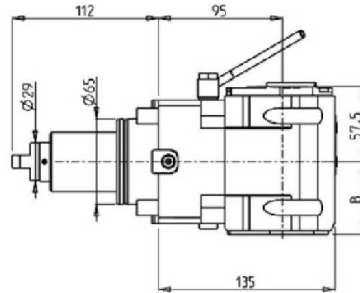

*GTH2000/2600 12ST.*



Part Number	Description	Size	I	RPM	Reversible	Cool Thru	Ext Cool	B
DWO 3110140	Axial Driven Tool Capto C4	C4	1:1	6000	X		X	55.5
DWO 3110240	Axial Driven Tool Capto C4 Cool Thru*	C4	1:1	6000	X	X	X	66.5

\* Coolant Thru tools are designed for 1000 psi. They require 5 Micron Filtration and **CANNOT** be run dry.

**AXIAL DRIVEN TOOL CAPTO C4 H=95mm**



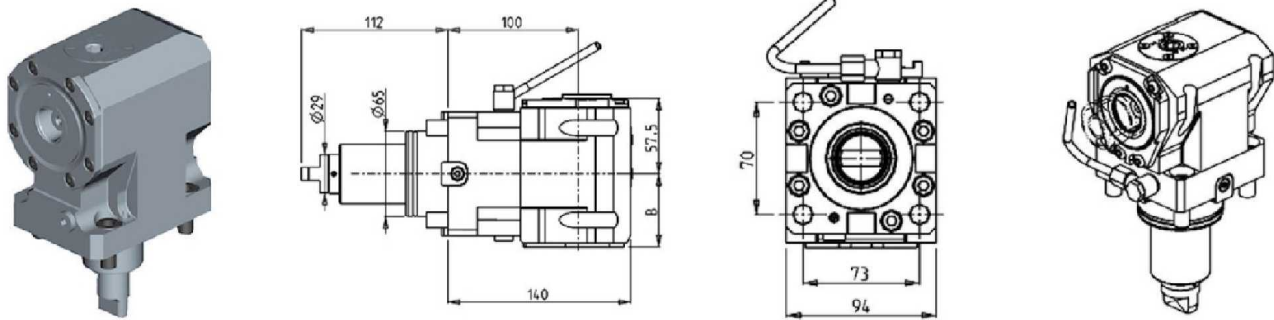
Part Number	Description	Size	I	RPM	Reversible	Cool Thru	Ext Cool	B
DWO 3120140	Axial Driven Tool Capto C4	C4	1:1	6000	X		X	55.5
DWO 3120240	Axial Driven Tool Capto C4 Cool Thru*	C4	1:1	6000	X	X	X	66.5

\* Coolant Thru tools are designed for 1000 psi. They require 5 Micron Filtration and **CANNOT** be run dry.

**GTX2000/2600 12ST. - GTZ2000/2600 12ST. - GS2000/2800 16ST. - GMT2000 - GMS2000 15ST. - GLS2800/3300 12ST. - GTH2000/2600 12ST.**

**CAPTO**

**AXIAL DRIVEN TOOL CAPTO C4 H=100mm**



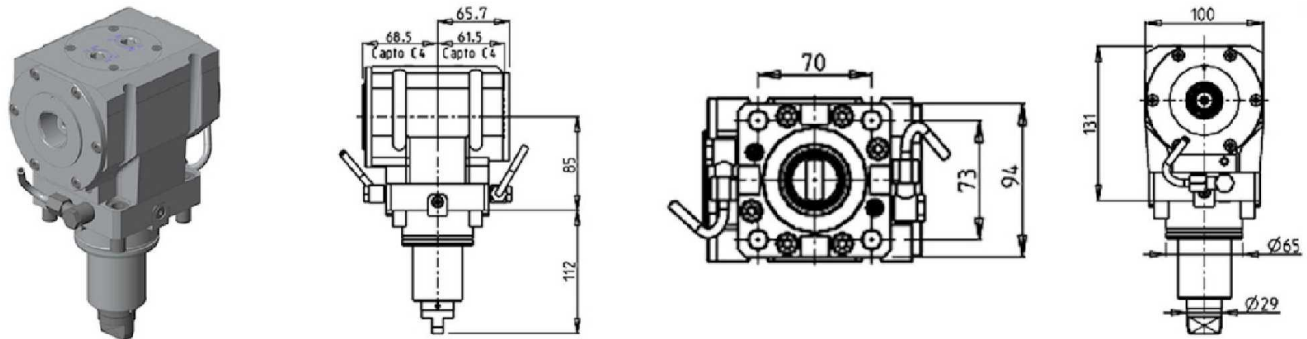
Part Number	Description	Size	I	RPM	Reversible	Cool Thru	Ext Cool	B
DWO 3130140	Axial Driven Tool Capto C4	C4	1:1	6000	X		X	55.5
DWO 3130240	Axial Driven Tool Capto C4 Cool Thru*	C4	1:1	6000	X	X	X	66.5

\* Coolant Thru tools are designed for 1000 psi. They require 5 Micron Filtration and **CANNOT** be run dry.

**AXIAL OPPOSITE FACE TWIN DRIVEN TOOL CAPTO C4 H=85mm**

**THIS TOOL WILL NOT FIT THE FOLLOWING MACHINE MODELS:**

*GTH2000/2600 12ST.*



Part Number	Description	Size	I	RPM	Reversible	Ext Cool
DWO 3140240	Axial Opposite Face Twin Capto C4+C4	C4+C4	1:1	6000	X	X

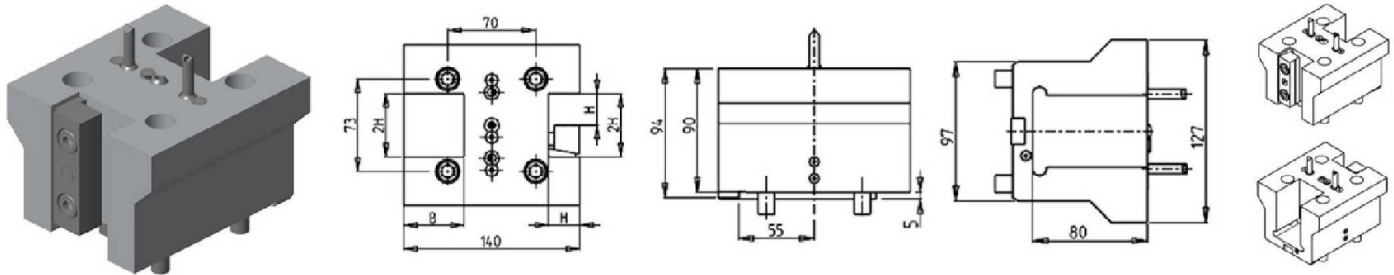
**GTX2000/2600 12ST. - GTZ2000/2600 12ST. - GS2000/2800 16ST. - GMT2000 - GMS2000 15ST. - GLS2800/3300 12ST. - GTH2000/2600 12ST.**

**CAPTO**

**RADIAL DOUBLE STATIC TOOL WITH SEAT FOR CAPTO CONNECTION**

**THIS TOOL WILL NOT FIT THE FOLLOWING MACHINE MODELS:**

*GTH2000/2600 12ST.*

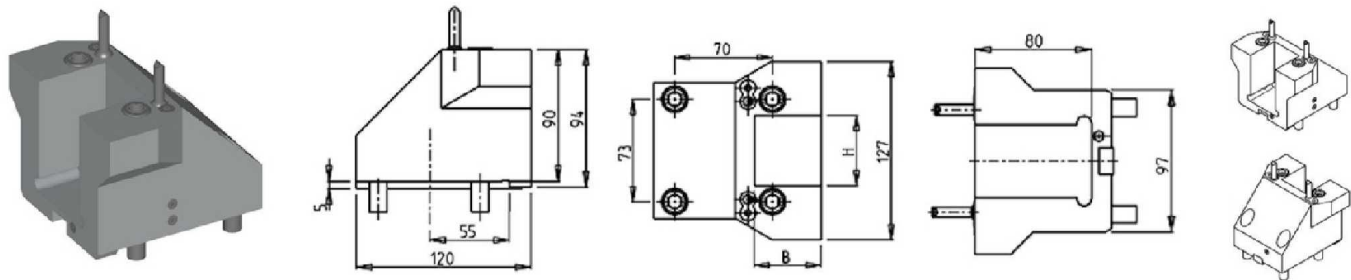


Part Number	Description	# of Tools	Reversible	Dimensions	H	B
0875000	Radial Double Static 25mm with Seat for Capto Connection	2	X	mm	25	48

**RADIAL TOOL WITH SEAT FOR CAPTO CONNECTION**

**THIS TOOL WILL NOT FIT THE FOLLOWING MACHINE MODELS:**

*GTH2000/2600 12ST.*

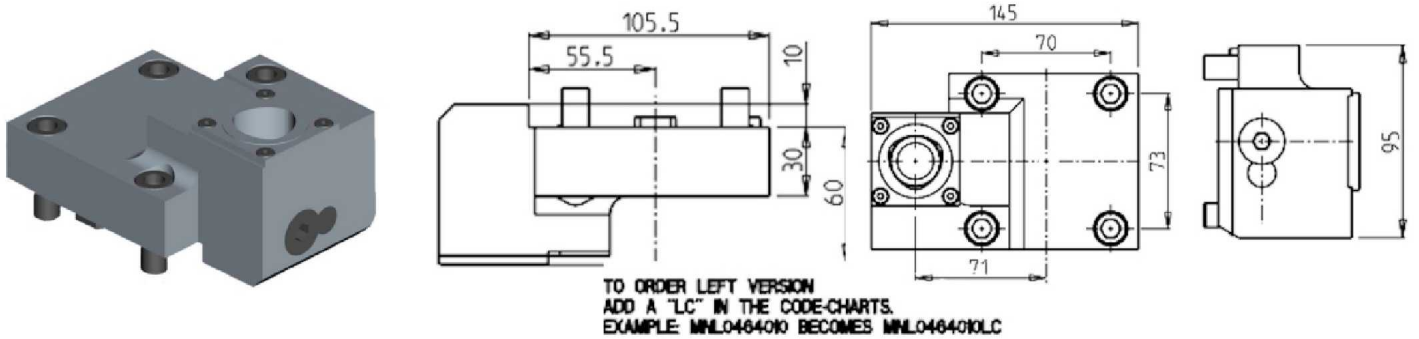


Part Number	Description	# of Tools	Reversible	Dimensions	H	B
0885000	Radial Static Tool 50mm with Seat for Capto Connection	1	X	mm	50	48

**GTX2000/2600 12ST. - GTZ2000/2600 12ST. - GS2000/2800 16ST. - GMT2000 - GMS2000 15ST. -  
GLS2800/3300 12ST. - GTH2000/2600 12ST.**

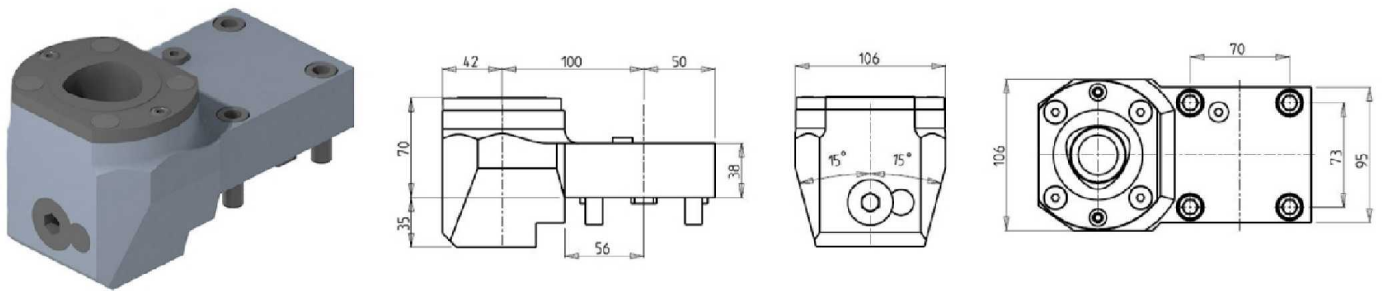
**CAPTO**

**RADIAL SINGLE REAR-SET STATIC CAPTO C4**



Part Number	Description	# of Tools	Reversible	Size	Cool Thru
DWO 1384010	Rear-Set Radial Static Capto C4 Right Hand	1	X	C4	X
DWO 1384010LC	Rear-Set Radial Static Capto C4 Left Hand	1	X	C4	X

**RADIAL SINGLE REAR-SET STATIC CAPTO C6**

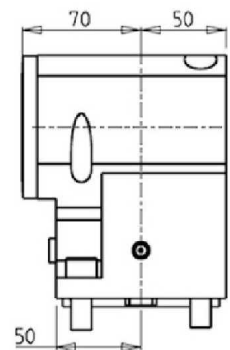
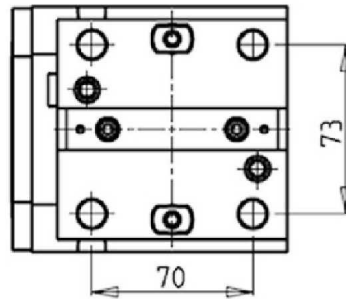
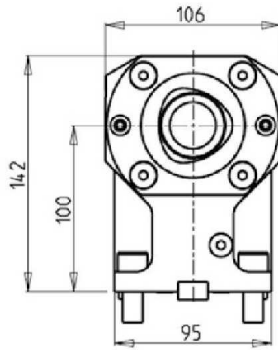


Part Number	Description	# of Tools	Cool Thru	Ext Cool	Reversible	Size
DWO 3176010	Radial Single Rear-Set Capto C6 Right Hand	1	X	X	X	C6
DWO 3176010LC	Radial Single Rear-Set Capto C6 Left Hand	1	X	X	X	C6

**GTX2000/2600 12ST. - GTZ2000/2600 12ST. - GS2000/2800 16ST. - GMT2000 - GMS2000 15ST. - GLS2800/3300 12ST. - GTH2000/2600 12ST.**

**CAPTO**

**AXIAL SINGLE STATIC TOOL CAPTO C6**



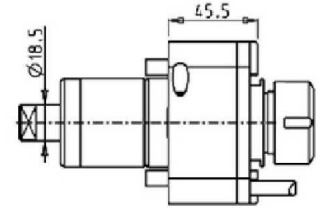
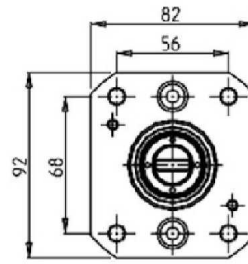
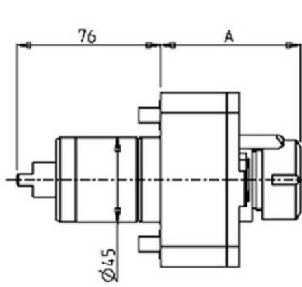

Part Number	Description	# of Tools	Cool Thru	Ext Cool	Reversible	Size
DWO 3166010	Axial Single Static Tool Capto C6 Right Hand	1	X	X	X	C6
DWO 3166010LC	Axial Single Static Tool Capto C6 Left Hand	1	X	X	X	C6



**GLS150/200M/Y - GLS1500/2000M/LY/LMS/LYS - GTS150MMX/XY - GTW1500**

**DRIVEN**

**RADIAL DRIVEN TOOL**

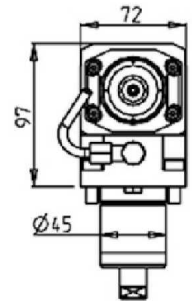
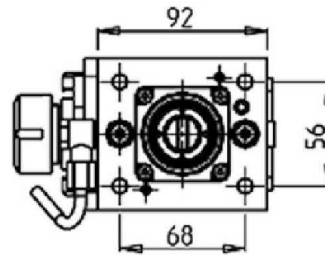
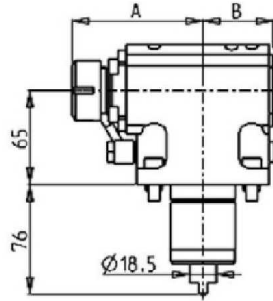


Part Number	Description	Spindle	I	RPM	Ext Cool	A
MYA0100325	Radial Driven Tool ERA25	ERA25	1:1	6000	X	51
MYA0100125	Radial Driven Tool ER25	ER25	1:1	6000	X	74.2

**GLS150/200M/Y - GLS1500/2000M/LY/LMS/LYS - GTS150MMX/XY - GTW1500**

**DRIVEN**

**AXIAL DRIVEN TOOL H=65mm**



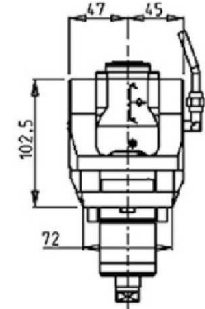
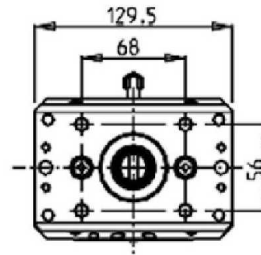
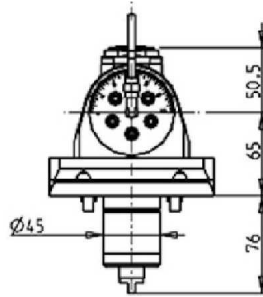
Part Number	Description	Spindle	I	RPM	Reversible	Cool Thru	Ext Cool	A	B
MYA0110325	Axial Driven Tool ERA25	ERA25	1:1	6000	X		X	72.5	49
MYA0110425	Axial Driven Tool ERA25 Cool Thru	ERA25	1:1	6000	X	X	X	72.5	60
MYA0110125	Axial Driven Tool ER25	ER25	1:1	6000	X		X	91.2	49
MYA0110225	Axial Driven Tool ER25 Cool Thru	ER25	1:1	6000	X	X	X	91.2	60

\* Coolant Thru tools are designed for 1000 psi.  
They require 5 Micron Filtration and **CANNOT** be run dry.

## GLS150/200M/Y - GLS1500/2000M/LY/LMS/LYS - GTS150MMX/XY - GTW1500

### DRIVEN

#### (0-180) ADJUSTABLE ANGLE DRIVEN TOOL



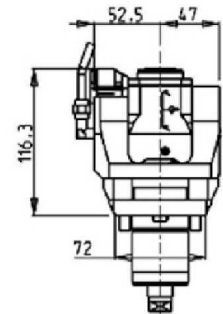
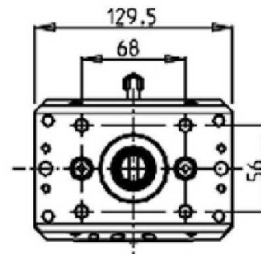
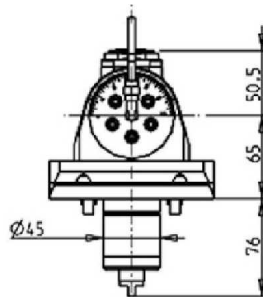
Part Number	Description	Spindle	I	RPM	Reversible	Cool Thru	Ext Cool
MYA0080120	(0-180) Adj. Angle ERA20	ERA20	1:1	6000	X		X
MYA0080220	(0-180) Adj. Angle ERA20 Cool Thru	ERA20	1:1	6000	X	X	X

\* Coolant Thru tools are designed for 1000 psi.  
They require 5 Micron Filtration and **CANNOT** be run dry.

**Note :**

Wrenches are provided with the purchase of Specialty Toolholders

#### (0-180) ADJUSTABLE ANGLE DRIVEN TOOL WITH DIGITAL DISPLAY



Part Number	Description	Spindle	I	RPM	Reversible	Cool Thru	Ext Cool
MYA0085120	(0-180) Adj. Angle ERA20 with Digital Display	ERA20	1:1	6000	X		X
MYA0085220	(0-180) Adj. Angle ERA20 with Digital Display Cool Thru	ERA20	1:1	6000	X	X	X

\* Coolant Thru tools are designed for 1000 psi.  
They require 5 Micron Filtration and **CANNOT** be run dry.

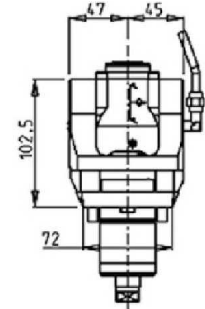
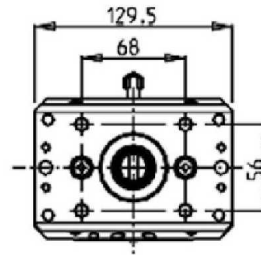
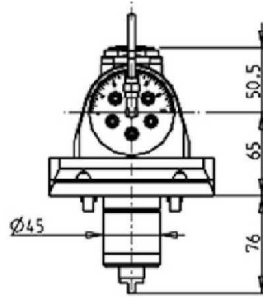
**Note :**

Wrenches are provided with the purchase of Specialty Toolholders

## GLS150/200M/Y - GLS1500/2000M/LY/LMS/LYS - GTS150MMX/XY - GTW1500

### DRIVEN

#### (0-180) ADJUSTABLE ANGLE DRIVEN TOOL GEARED-UP 1:2



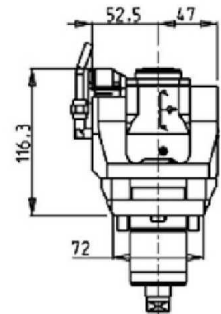
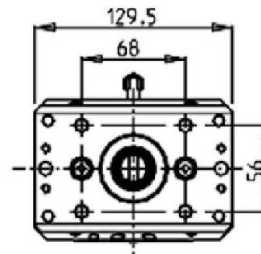
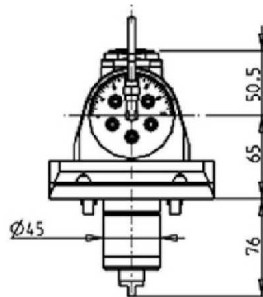
Part Number	Description	Spindle	I	RPM	Reversible	Cool Thru	Ext Cool
MYA0080316	(0-180) Adj. Angle ERA16 Geared-Up 1:2	ERA16	1:2	12000	X		X
MYA0080416	(0-180) Adj. Angle ERA16 Geared-Up 1:2 Cool Thru	ERA16	1:2	12000	X	X	X

\* Coolant Thru tools are designed for 1000 psi.  
They require 5 Micron Filtration and **CANNOT** be run dry.

**Note :**

Wrenches are provided with the purchase of Specialty Toolholders

#### (0-180) ADJUSTABLE ANGLE DRIVEN TOOL GEARED-UP 1:2 WITH DIGITAL DISPLAY



Part Number	Description	Spindle	I	RPM	Reversible	Cool Thru	Ext Cool
MYA0085316	(0-180) Adj. Angle ERA16 Geared-Up 1:2 with Digital Display	ERA16	1:2	12000	X		X
MYA0085416	(0-180) Adj. Angle ERA16 Geared-Up 1:2 with Digital Display Cool Thru	ERA16	1:2	12000	X	X	X

\* Coolant Thru tools are designed for 1000 psi.  
They require 5 Micron Filtration and **CANNOT** be run dry.

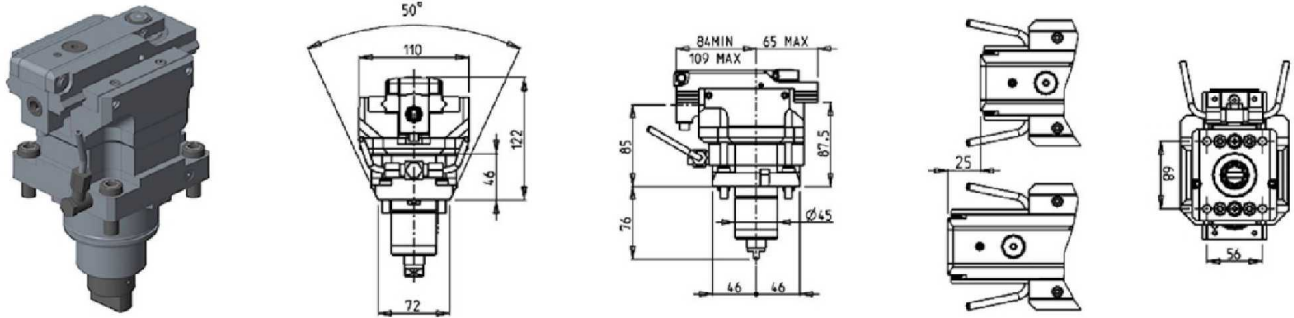
**Note :**

Wrenches are provided with the purchase of Specialty Toolholders

**GLS150/200M/Y - GLS1500/2000M/LY/LMS/LYS - GTS150MMX/XY - GTW1500**

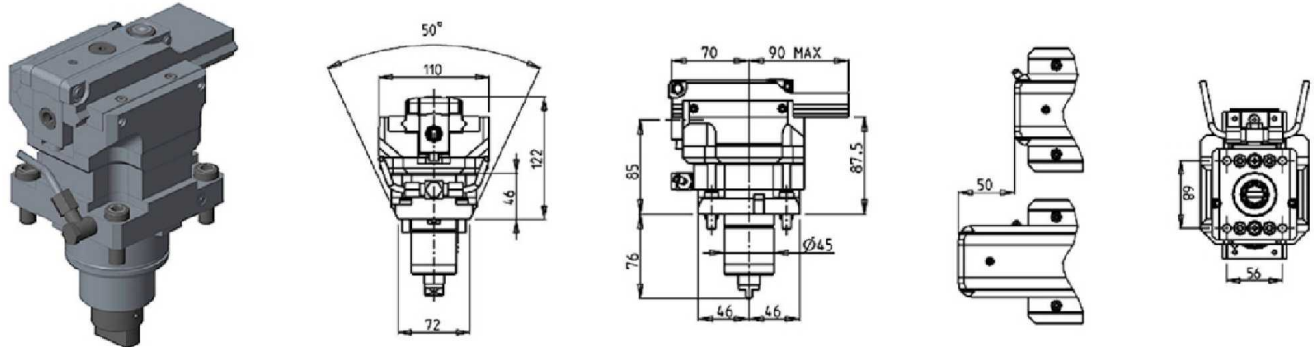
**DRIVEN**

**BROACHING/SLOTING DRIVEN TOOL 25mm STROKE H=85mm**



Part Number	Description	I	MAX RPM	Reversible	Ext Cool
MYA0050200	Broaching/Slotting Driven Tool 25mm Stroke	4:1	2400	X	X

**BROACHING/SLOTING DRIVEN TOOL 50mm STROKE H=85mm**




Part Number	Description	I	MAX RPM	Reversible	Ext Cool
MYA0050100	Broaching/Slotting Driven Tool 50mm Stroke	4:1	2000	X	X

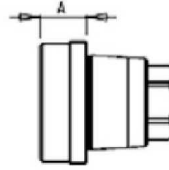
## ACCESSORIES

### DRIVEN

#### MTSK-40 ER ADAPTORS



Cod. MT	Mandrino Spindel	A
MTSK40A02	ER32	35.6
MTSK40A03	ER25	32.6
MTSK40A05	ER16	30.26



Cod. MT	Mandrino Spindel	A
MTSK40B02	ERA25	16
MTSK40B03	ERA20	14

Part Number	Description	Spindle	A
MTSK40A05	MTSK-40 Adaptor ER16	ER16	30.26
MTSK40B03	MTSK-40 Adaptor ERA20	ERA20	14
MTSK40A03	MTSK-40 Adaptor ER25	ER25	32.6
MTSK40B02	MTSK-40 Adaptor ERA25	ERA25	16
MTSK40A02	MTSK-40 Adaptor ER32	ER32	35.6

## ACCESSORIES

### DRIVEN

#### MTSK-40 MILL ADAPTORS



Cod. MT	Handline Spindle	A
MTSK40D01	WELDON 6	8
MTSK40D21	WELDON 6	27.5
MTSK40D02	WELDON 8	8
MTSK40D03	WELDON 10	9
MTSK40D04	WELDON 12	14
MTSK40D05	WELDON 16	39.5
MTSK40D07	WELDON 20	39.5
MTSK40D24	WELDON 10	33
MTSK40D25	WELDON 12	35.5

Cod. MT	Handline Spindle	A
MTSK40G03	MR25	33.6

Cod. MT	Handline Spindle	Aluminum Dimensions	A	D	L
MTSK40C03	Ø 16x17	mm	15	16	17
MTSK40C04	Ø 22x19	mm	17	22	19
MTSK40C05	Ø 27x21	mm	22	27	21

Cod. MT	Handline Spindle	A
MTSK40D11	WELDON 1/4"	8
MTSK40D12	WELDON 5/16"	8
MTSK40D13	WELDON 3/8"	9
MTSK40D14	WELDON 1/2"	14

Cod. MT	Handline Spindle	Aluminum Dimensions	A	D	L
MTSK40H01	Ø 1 1/2"	mm	32	1 1/2"	6.5

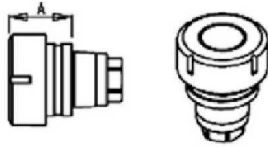
Cod. MT	Type of protection	A	B
MTSK40T00	Cover Plug	Ø 1 1/2"	6.5

Part Number	Description	Spindle	Dimension	A	D	L
MTSK40C03	MTSK-40 Adaptor Mill 3/4"	3/4"x3/4"	Inch	15.5	3/4"	3/4"
MTSK40C02	MTSK-40 Adaptor Mill 16x17	16x17	mm	15	16	17
MTSK40C04	MTSK-40 Adaptor Mill 22x19	22x19	mm	17	22	19
MTSK40C05	MTSK-40 Adaptor Mill 27x21	27x21	mm	22	27	21
MTSK40F01	MTSK-40 Adaptor Mill 1/2"	1/2" Arbor	Inch	32	1/2"	6.5
MTSK40D11	MTSK-40 Adaptor Weldon 1/4"	Weldon 1/4"		8		
MTSK40D12	MTSK-40 Adaptor Weldon 5/16"	Weldon 5/16"		8		
MTSK40D13	MTSK-40 Adaptor Weldon 3/8"	Weldon 3/8"		9		
MTSK40D14	MTSK-40 Adaptor Weldon 1/2"	Weldon 1/2"		14		
MTSK40D01	MTSK-40 Adaptor Weldon 6	Weldon 6		8		
MTSK40D21	MTSK-40 Adaptor Weldon 6	Weldon 6		27.5		
MTSK40D02	MTSK-40 Adaptor Weldon 8	Weldon 8		8		
MTSK40D03	MTSK-40 Adaptor Weldon 10	Weldon 10		9		
MTSK40D24	MTSK-40 Adaptor Weldon 10	Weldon 10		33		
MTSK40D04	MTSK-40 Adaptor Weldon 12	Weldon 12		14		
MTSK40D25	MTSK-40 Adaptor Weldon 12	Weldon 12		35.5		
MTSK40D06	MTSK-40 Adaptor Weldon 16	Weldon 16		39.5		
MTSK40D07	MTSK-40 Adaptor Weldon 20	Weldon 20		39.5		
MTSK40H01	MTSK-40 Adaptor Morse 1	MORSE-1		29		
MTSK40H02	MTSK-40 Adaptor Morse 2	MORSE-2		42		
MTSK40G03	MTSK-40 Adaptor MR25	MR25		33.6		
MTSK40T00	MTSK-40 Cover Plug					

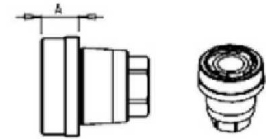
## ACCESSORIES

### DRIVEN

#### MTSK-50 ER ADAPTORS



Cod. MT	Mandrina Spindle	A
MTSK50A01	ER40	46.6
MTSK50A02	ER32	35.6
MTSK50A03	ER25	32.6
MTSK50A05	ER16	30.3



Cod. MT	Mandrina Spindle	A
MTSK50B01	ERA32	19
MTSK50B02	ERA25	14
MTSK50B03	ERA20	9


Part Number	Description	Spindle	A
MTSK50A05	MTSK-50 Adaptor ER16	ER16	30.3
MTSK50B03	MTSK-50 Adaptor ERA20	ERA20	9
MTSK50A03	MTSK-50 Adaptor ER25	ER25	32.6
MTSK50B02	MTSK-50 Adaptor ERA25	ERA25	14
MTSK50A02	MTSK-50 Adaptor ER32	ER32	35.6
MTSK50B01	MTSK-50 Adaptor ERA32	ERA32	19
MTSK50A01	MTSK-50 Adaptor ER40	ER40	46.6



## ACCESSORIES

### DRIVEN

#### MTSK-50 MILL ADAPTORS



Cod. MT	Manfrino Sondale Spindel	Misure Dimensioni Masse	A	D	L
MTSK50C02	Ø16x17	mm	15	16	17
MTSK50C03	Ø 3/4" x3/4"	inch	15.5	3/4"	3/4"
MTSK50C04	Ø22x19	mm	17	22	19
MTSK50C05	Ø1" x3/4"	inch	19	1"	3/4"
MTSK50C06	Ø27x21	mm	19	27	21
MTSK50C07	Ø32x24	mm	24	32	24

Cod. MT	Manfrino Sondale Spindel	A
MTSK50D11	WELDON 1/4"	8
MTSK50D12	WELDON 5/16"	8
MTSK50D13	WELDON 3/8"	8
MTSK50D14	WELDON 1/2"	9
MTSK50D15	WELDON 5/8"	12

Cod. MT	Manfrino Sondale Spindel	A
MTSK50D01	WELDON 6	8
MTSK50D02	WELDON 8	8
MTSK50D03	WELDON 10	8
MTSK50D04	WELDON 12	9
MTSK50D05	WELDON 16	12
MTSK50D07	WELDON 20	40
MTSK50D08	WELDON 25	44

Cod. MT	Manfrino Sondale Spindel	A
MTSK50E01	POWRGRIP® PG25	40

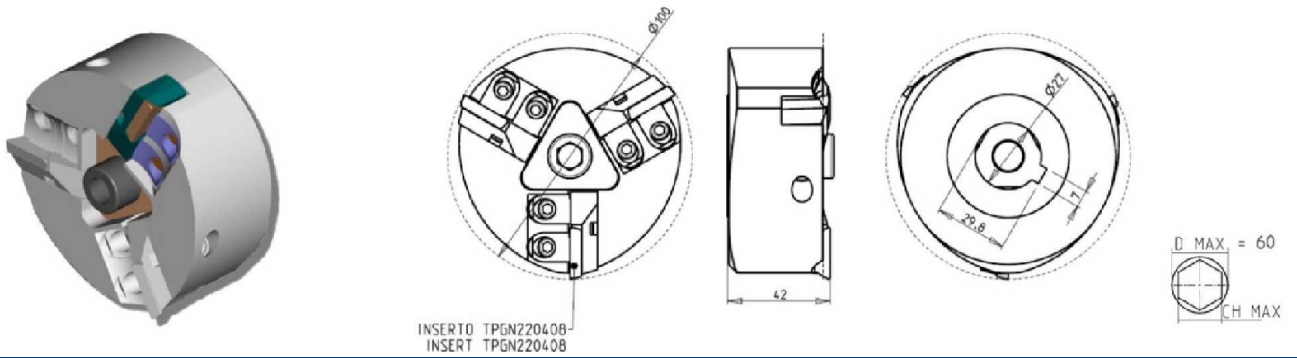
Cod. MT	Manfrino Sondale Spindel	A
MTSK50T00	Tappe di protezione Cover Plug Abdeckkappen	

Part Number	Description	Spindle	Dimension	A	D	L
MTSK50C03	MTSK-50 Adaptor Mill 3/4"	3/4"x3/4"	Inch	15.5	3/4"	3/4"
MTSK50C05	MTSK-50 Adaptor Mill Ø1"x3/4"	1"x3/4"	Inch	19	1"	3/4"
MTSK50C02	MTSK-50 Adaptor Mill Ø16x17	16x17	mm	15	16	17
MTSK50C04	MTSK-50 Adaptor Mill Ø22x19	22x19	mm	17	22	19
MTSK50C06	MTSK-50 Adaptor Mill Ø27x21	27x21	mm	19	27	21
MTSK50C07	MTSK-50 Adaptor Mill Ø32x24	32x24	mm	24	32	24
MTSK50D11	MTSK-50 Adaptor Mill Weldon 1/4"	Weldon 1/4"		8		
MTSK50D12	MTSK-50 Adaptor Mill Weldon 5/16"	Weldon 5/16"		8		
MTSK50D13	MTSK-50 Adaptor Mill Weldon 3/8"	Weldon 3/8"		8		
MTSK50D14	MTSK-50 Adaptor Mill Weldon 1/2"	Weldon 1/2"		9		
MTSK50D15	MTSK-50 Adaptor Mill Weldon 5/8"	Weldon 5/8"		12		
MTSK50D01	MTSK-50 Adaptor Mill Weldon 6	Weldon 6		8		
MTSK50D02	MTSK-50 Adaptor Mill Weldon 8	Weldon 8		8		
MTSK50D03	MTSK-50 Adaptor Mill Weldon 10	Weldon 10		8		
MTSK50D04	MTSK-50 Adaptor Mill Weldon 12	Weldon 12		9		
MTSK50D05	MTSK-50 Adaptor Mill Weldon 16	Weldon 16		12		
MTSK50D07	MTSK-50 Adaptor Mill Weldon 20	Weldon 20		40		
MTSK50D08	MTSK-50 Adaptor Mill Weldon 25	Weldon 25		44		
MTSK50E01	MTSK-50 Adaptor POWRGRIP PG25	POWRGRIP PG25		40		
MTSK50T00	MTSK-50 Cover Plug					

## ACCESSORIES

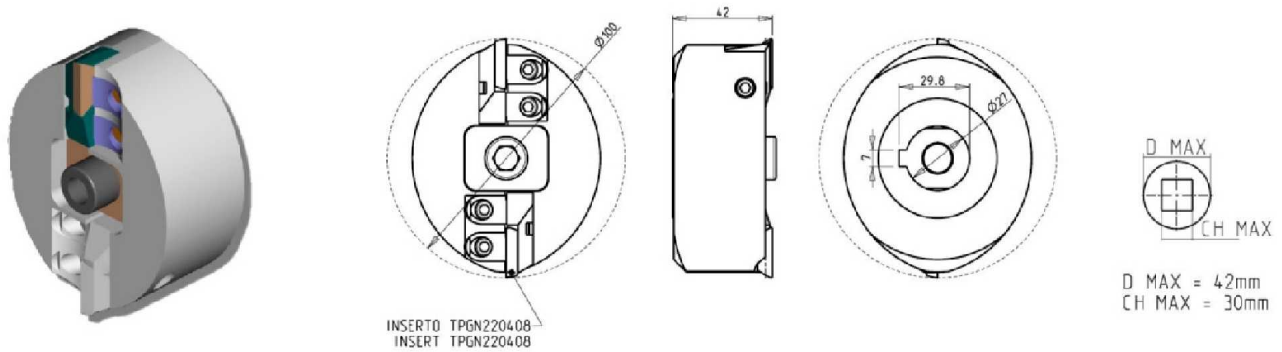
### DRIVEN

#### POLYGON MAKING MILL HEAD (3 INSERTS)



Part Number	Description
P01Z30A100	3 Insert Polygon Making Mill Head (with Inserts)
TPGN220408	10 Inserts for Polygon Making Mill Heads

#### POLYGON MAKING MILL HEAD (2 INSERTS)



Part Number	Description
P01Z20A100	2 Insert Polygon Making Mill Head (with Inserts)
TPGN220408	10 Inserts for Polygon Making Mill Heads

# ER COLLETS

ER COLLET NUMBER	DESCRIPTION	MD LIST PRICE
ER20 SET	ER20 Collet Set (15 Collets)	\$ 330.00
ERX20 SET	ER20 Sealed Collet Set (13 Collets)	\$ 395.00
ER25 SET	ER25 Collet Set (19 Collets)	\$ 375.00
ERX25 SET	ER25 Sealed Collet Set (17 Collets)	\$ 475.00
ER32 SET	ER32 Collet Set (21 Collets)	\$ 425.00
ERX32 SET	ER32 Sealed Collet Set (21 Collets)	\$ 595.00
ER40 SET	ER40 Collet Set (29 Collets)	\$ 695.00
ERX40 SET	ER40 Sealed Collet Set (27 Collets)	\$ 850.00



Phone: (810) 632-4446 / Fax: (810) 632-4467

# Table of Contents

## Alphabetized Listing

<b>(</b>			
(0-180) ADJUSTABLE ANGLE DRIVEN TOOL	11-12, 35, 109		
(0-180) ADJUSTABLE ANGLE DRIVEN TOOL GEARED-UP 1:2	13, 110		
(0-180) ADJUSTABLE ANGLE DRIVEN TOOL GEARED-UP 1:2 WITH DIGITAL DISPLAY	13, 110		
(0-180) ADJUSTABLE ANGLE DRIVEN TOOL WITH DIGITAL DISPLAY	12, 109		
<b>0</b>			
0-180 ADJUSTABLE ANGLE DRIVEN TOOL GEARED-UP 1:2 H=72mm	90		
0-180 ADJUSTABLE ANGLE DRIVEN TOOL GEARED-UP 1:2 WITH DIGITAL DISPLAY H=47.5mm	60		
0-180 ADJUSTABLE ANGLE DRIVEN TOOL GEARED-UP 1:2 WITH DIGITAL DISPLAY H=72mm	90		
0-180 ADJUSTABLE ANGLE DRIVEN TOOL GEARED-UP 1:2 WITH DIGITAL DISPLAY H=83mm	61		
0-180 ADJUSTABLE ANGLE DRIVEN TOOL H=100mm	88		
0-180 ADJUSTABLE ANGLE DRIVEN TOOL H=47.5mm	58		
0-180 ADJUSTABLE ANGLE DRIVEN TOOL H=54mm	56, 87		
0-180 ADJUSTABLE ANGLE DRIVEN TOOL H=72mm	89		
0-180 ADJUSTABLE ANGLE DRIVEN TOOL H=83mm	59		
0-180 ADJUSTABLE ANGLE DRIVEN TOOL H=88.5mm	57		
0-180 ADJUSTABLE ANGLE DRIVEN TOOL WITH DIGITAL DISPLAY H=100mm	88		
0-180 ADJUSTABLE ANGLE DRIVEN TOOL WITH DIGITAL DISPLAY H=47.5mm	58		
0-180 ADJUSTABLE ANGLE DRIVEN TOOL WITH DIGITAL DISPLAY H=54mm	56, 87		
0-180 ADJUSTABLE ANGLE DRIVEN TOOL WITH DIGITAL DISPLAY H=72mm	89		
0-180 ADJUSTABLE ANGLE DRIVEN TOOL WITH DIGITAL DISPLAY H=83mm	59		
0-180 ADJUSTABLE ANGLE DRIVEN TOOL WITH DIGITAL DISPLAY H=88.5mm	57		
0-180 ADJUSTABLE ANGLE GEARED-UP 1:2 DRIVEN TOOL H=47.5mm	60		
0-180 ADJUSTABLE ANGLE GEARED-UP 1:2 DRIVEN TOOL H=83mm	61		
<b>A</b>			
ACCESSORIES	112-116		
AXIAL 2 + 2 POSITION BORING BAR HOLDER	69		
AXIAL 2+2 POSITION UPRIGHT BORING BAR HOLDER 1-1/4"	22		
AXIAL 3 POSITION UPRIGHT REAR SET BORING BAR HOLDER 1"	23		
AXIAL 3+3 POSITION BORING BAR HOLDER 1-1/4"	23		
AXIAL 3+3 POSITION UPRIGHT BORING BAR HOLDER 1"	22		
AXIAL 4 + 4 BORING BAR HOLDER	100		
AXIAL 4 + 4 POSITION BORING BAR HOLDER	70		
AXIAL 4+4 POSITION BORING BAR HOLDER 1"	24		
AXIAL 8 POSITION BORING BAR HOLDER 3/4"	24		
AXIAL DRIVEN TOOL	6, 33		
AXIAL DRIVEN TOOL CAPTO C4	41		
AXIAL DRIVEN TOOL CAPTO C4 H=100mm	103		
AXIAL DRIVEN TOOL CAPTO C4 H=85mm	102		
AXIAL DRIVEN TOOL CAPTO C4 H=95mm	102		
AXIAL DRIVEN TOOL COROMANT CAPTO	25		
AXIAL DRIVEN TOOL FOR INTERNAL POLYGON MAKING	53		
AXIAL DRIVEN TOOL H=100mm	81		
AXIAL DRIVEN TOOL H=60mm	47		
AXIAL DRIVEN TOOL H=65mm	108		
AXIAL DRIVEN TOOL H=70mm	48		
AXIAL DRIVEN TOOL H=85mm	50, 75		
AXIAL DRIVEN TOOL H=95mm	78		
AXIAL GEARED-DOWN 2:1 DRIVEN TOOL	8		
AXIAL GEARED-DOWN 2:1 DRIVEN TOOL H=100mm	83		
AXIAL GEARED-UP 1:2 DRIVEN TOOL	9, 83		
AXIAL GEARED-UP 1:2 OPPOSITE FACE TWIN DRIVEN TOOL	10		
AXIAL GEARED-UP 1:2 SINGLE SIDE TWIN HEAD DRIVEN TOOL IN Y	55		
AXIAL GEARED-UP DRIVEN TOOL I=1:2	51		
AXIAL GEARED-UP DRIVEN TOOL I=1:5.625	52		
AXIAL MULTIPLE 2+2 OUTLET DRIVEN TOOL IN Y	55		
AXIAL MULTIPLE 4/8 OUTLET DRIVEN TOOL	11		
AXIAL OPPOSITE FACE DRIVEN TOOL	53		
AXIAL OPPOSITE FACE DRIVEN TOOL H=100mm	85		
AXIAL OPPOSITE FACE DRIVEN TOOL H=100mm	85		
AXIAL OPPOSITE FACE DRIVEN TOOL H=85mm	84		
AXIAL OPPOSITE FACE DRIVEN TOOL H=95mm	84		
AXIAL OPPOSITE FACE DRIVEN TOOL REAR SET	54		
AXIAL OPPOSITE FACE TWIN DRIVEN TOOL	9, 34		
AXIAL OPPOSITE FACE TWIN DRIVEN TOOL CAPTO C4 H=85mm	103		
AXIAL OPPOSITE FACE TWIN STATIC TOOL COROMANT CAPTO	29		
AXIAL REAR SET DRIVEN TOOL H=95mm	80		
AXIAL REAR-SET BORING BAR HOLDER H=100mm	69		
AXIAL REAR-SET DRIVEN TOOL	7, 51		
AXIAL REAR-SET SINGLE BORING BAR HOLDER CAPTO C4	71		
AXIAL REAR-SET SINGLE STATIC TOOL COROMANT CAPTO	28		
AXIAL REINFORCED DRIVEN TOOL H=100mm	81		
AXIAL REINFORCED DRIVEN TOOL H=55mm	33		
AXIAL REINFORCED DRIVEN TOOL H=85mm	76		
AXIAL REINFORCED DRIVEN TOOL H=95mm	78		
AXIAL SINGLE BORING BAR HOLDER 1-1/2" H=80mm	21		
AXIAL SINGLE BORING BAR HOLDER 2" H=80mm	20		
AXIAL SINGLE BORING BAR HOLDER 40mm H=100mm	98		
AXIAL SINGLE BORING BAR HOLDER 50mm H=100mm	98		
AXIAL SINGLE BORING BAR HOLDER 60mm H=100mm	99		
AXIAL SINGLE BORING BAR HOLDER H=100mm	68		
AXIAL SINGLE BORING BAR HOLDER H=60mm	67		
AXIAL SINGLE BORING BAR HOLDER H=75mm	67		
AXIAL SINGLE EXTENDED BORING BAR HOLDER 40mm H=80mm	21		
AXIAL SINGLE SIDE TWIN HEAD DRIVEN TOOL	54		
AXIAL SINGLE SIDE TWIN HEAD DRIVEN TOOL IN Y	10		
AXIAL SINGLE SIDE TWIN HEAD DRIVEN TOOL IN Y H=100mm	86		
AXIAL SINGLE STATIC TOOL	20		
AXIAL SINGLE STATIC TOOL CAPTO C4	43		
AXIAL SINGLE STATIC TOOL CAPTO C5	43		
AXIAL SINGLE STATIC TOOL CAPTO C6	106		
AXIAL SINGLE STATIC TOOL COROMANT CAPTO	28		
AXIAL STATIC TOOL	67, 98		
<b>B</b>			
BROACHING/SLOTING DRIVEN TOOL 25mm STROKE H=80mm	38		
BROACHING/SLOTING DRIVEN TOOL 25mm STROKE H=85mm	111		
BROACHING/SLOTING DRIVEN TOOL 50mm STROKE H=80mm	38		
BROACHING/SLOTING DRIVEN TOOL 50mm STROKE H=85mm	111		
BROACHING/SLOTING TOOL 25mm STROKE H=100mm	94		
BROACHING/SLOTING TOOL 25mm STROKE H=85mm	63, 93		
BROACHING/SLOTING TOOL 50mm STROKE H=100mm	93		
BROACHING/SLOTING TOOL 50mm STROKE H=85mm	63, 92		
<b>C</b>			
CAPTO	25-29, 41-43, 71, 101-106		
<b>D</b>			
DOUBLE AXIAL 2+2 BORING BAR HOLDER	99		
DRIVEN	1-15, 30-38, 44-64, 72-94, 107-116		
DRIVEN GEAR HOBBER	14, 36, 91		
DRIVEN TOOL FOR WORM SCREWS	15, 37, 91		
DRIVEN TOOLHOLDER FOR SLIDING STEADY REST-SIZE 2	94		
DRIVEN TOOLHOLDER FOR STEADY REST - SIZE 1	64		

# Table of Contents

## Alphabetized Listing

<b>G</b>		RADIAL GEARED-DOWN 2:1 DRIVEN TOOL REDIRECTED IN Z BY 45mm	2
GEAR HOBBER	62	RADIAL GEARED-UP 1:2 DRIVEN TOOL REDIRECTED 36mm IN Z	73
GEAR HOBBER - RADIAL DRIVEN	62	RADIAL GEARED-UP 1:2 DRIVEN TOOL RE-DIRECTED IN Z BY 36mm	46
GLS150/200M/Y - GLS1500/2000M/LY/LMS/LYS		RADIAL GEARED-UP 1:2 DRIVEN TOOL REDIRECTED IN Z BY 45mm	3
GTS150MMX/XY - GTW1500	107-111	RADIAL GEARED-UP DRIVEN TOOL I=1:5.625	46
GS200/230/260/280 - GA200/260/280		RADIAL INVERTED DRIVEN TOOL 250mm INTERAXIS	74
GA2000/2600/2800/3000/3300/3600	30-43	RADIAL INVERTED DRIVEN TOOL RE-DIRECTED IN Z	5
GS2000/2600/2800/3000/3300/3600/4000 12ST. - GMS2000 12ST.	1-29	RADIAL MULTIPLE 6 OUTLET DRIVEN TOOL	4
GTX2000/2600 12ST. - GTZ2000/2600 12ST. - GS2000/2800 16ST.		RADIAL REAR SET SINGLE STATIC TOOL CAPTO C5	42
- GMT2000 - GMS2000 15ST. - GLS2800/3300 12ST. -		RADIAL REAR-SET SINGLE STATIC TOOL	16
GTH2000/2600 12ST.	72-106	RADIAL REAR-SET SINGLE STATIC TOOL CAPTO C4	42
GTX2000/2600 16ST. - GTZ2000/2600 16ST.	44-71	RADIAL REINFORCED DRIVEN TOOL	30, 72
<b>M</b>		RADIAL SINGLE REAR-SET STATIC CAPTO C4	105
MTSK-40 ER ADAPTORS	112	RADIAL SINGLE REAR-SET STATIC CAPTO C6	105
MTSK-40 MILL ADAPTORS	113	RADIAL SINGLE SIDE 3 OUTLET DRIVEN TOOL IN Y	74
MTSK-50 ER ADAPTORS	114	RADIAL SINGLE SIDE TWIN HEAD DRIVEN TOOL IN Y	3, 31
MTSK-50 MILL ADAPTORS	115	RADIAL SINGLE SIDE TWIN HEAD DRIVEN TOOL IN Z	4
<b>P</b>		RADIAL SINGLE SIDE TWIN STATIC TOOL	17, 39, 65
POLYGON MAKING MILL HEAD (2 INSERTS)	116	RADIAL SINGLE STATIC TOOL	16, 65
POLYGON MAKING MILL HEAD (3 INSERTS)	116	RADIAL SINGLE STATIC TOOL COROMANT CAPTO	26
<b>Q</b>		RADIAL SINGLE STATIC TOOL H=100mm	65
QUICK CHANGE AXIAL MTSK DRIVEN TOOL	7, 34	RADIAL SINGLE-SIDE TWIN HEAD DRIVEN TOOL IN Y-AXIS	46, 73
QUICK CHANGE AXIAL MTSK DRIVEN TOOL H=100mm	82	RADIAL SPECIAL DRIVEN TOOL IN Y	32
QUICK CHANGE AXIAL MTSK DRIVEN TOOL H=60mm	47	RADIAL SPECIAL DRIVEN TOOL RE-DIRECTED IN Z BY 376mm	32
QUICK CHANGE AXIAL MTSK DRIVEN TOOL H=70mm	49	RADIAL STATIC HOLDER H=75mm	95
QUICK CHANGE AXIAL MTSK DRIVEN TOOL H=85mm	50, 77	RADIAL STATIC HOLDER H=90mm	95
QUICK CHANGE AXIAL MTSK DRIVEN TOOL H=95mm	79	RADIAL TOOL WITH SEAT FOR CAPTO CONNECTION	104
QUICK CHANGE AXIAL MTSK REINFORCED DRIVEN TOOL H=100mm	82	REINFORCED DRIVEN GEAR HOBBER	14, 37
QUICK CHANGE AXIAL MTSK REINFORCED DRIVEN TOOL H=85mm	77	<b>S</b>	
QUICK CHANGE AXIAL MTSK REINFORCED DRIVEN TOOL H=95mm	79	See Accessories for MTSK Quick Change Adaptors	7, 31, 34, 44, 47, 49-50, 63, 72, 77, 79, 82, 92
QUICK CHANGE AXIAL MTSK-40 DRIVEN TOOL FOR POWER SKIVING H=100mm	92	See Accessories for Polygon Making Mill Heads	53
QUICK CHANGE AXIAL MTSK-40 DRIVEN TOOL FOR POWER SKIVING H=90mm	63	SINGLE REAR-SET RADIAL STATIC TOOL CAPTO C4	71
QUICK CHANGE RADIAL MTSK DRIVEN TOOL	31	STATIC	16-24, 39-40, 65-70, 95-100
QUICK CHANGE RADIAL MTSK REINFORCED DRIVEN TOOL	72	<b>T</b>	
QUICK CHANGE RADIAL MTSK-40 DRIVEN TOOL	44	TAILSTOCK FOR SUBSPINDLE	24, 70, 100
<b>R</b>		<b>W</b>	
RADIAL BLADE HOLDER WITH BLADE KIT	97	WORM GEAR DRIVEN TOOL	64
RADIAL BLADE HOLDER WITH INTERNAL COOLANT-BLADE KIT NOT INCLUDED	66, 97		
RADIAL DOUBLE 2+2 UPRIGHT POSITION STATIC TOOL COROMANT CAPTO	27		
RADIAL DOUBLE 3+3 UPRIGHT POSITION STATIC TOOL COROMANT CAPTO	27		
RADIAL DOUBLE BLADE HOLDER WITH BLADE KIT	18, 40, 66		
RADIAL DOUBLE BLADE HOLDER WITH INTERNAL COOLANT - BLADE KIT NOT INCLUDED	19, 40		
RADIAL DOUBLE SIDE TWIN STATIC TOOL	18, 39, 66, 96		
RADIAL DOUBLE STATIC HOLDER	95		
RADIAL DOUBLE STATIC HOLDER H=75mm	96		
RADIAL DOUBLE STATIC TOOL	17, 39		
RADIAL DOUBLE STATIC TOOL COROMANT CAPTO	26		
RADIAL DOUBLE STATIC TOOL WITH SEAT FOR CAPTO CONNECTION	104		
RADIAL DOUBLE TWIN-SIDE BLADE HOLDER WITH BLADE KIT	19		
RADIAL DRIVEN GEAR HOBBER	36		
RADIAL DRIVEN TOOL	1, 30, 44, 107		
RADIAL DRIVEN TOOL CAPTO C4	41, 101		
RADIAL DRIVEN TOOL COROMANT CAPTO	25		
RADIAL DRIVEN TOOL RE-DIRECTED IN Z BY 36mm	45		
RADIAL DRIVEN TOOL REDIRECTED IN Z BY 45mm	2		
RADIAL GEARED-DOWN 2:1 DRIVEN TOOL REDIRECTED 80mm IN Z	73		
RADIAL GEARED-DOWN 2:1 DRIVEN TOOL RE-DIRECTED IN Z BY 36mm	45		

# Table of Contents

## Part Number Index

<b>O</b>			BLADEKIT		
0319108	Internal Polygon-Making Weldon 8	53	COOL THRU	Blade Kit: 1 Blade, 10 Inserts	40
0319110	Internal Polygon-Making Weldon 10	53	BLADEKIT		
0319112	Internal Polygon-Making Weldon 12	53	<b>D</b>		
0319116	Internal Polygon-Making Weldon 16	53	DWO 0029108	Internal Polygon-Making Weldon 8	53
0319125	Internal Polygon-Making ER25	53	DWO 0029110	Internal Polygon-Making Weldon 10	53
0321100	Gear Hobbing Tool 1:1	91	DWO 0029112	Internal Polygon-Making Weldon 12	53
0322100	Gear Hobbing Tool 2:1 Geared Down	91	DWO 0029116	Internal Polygon-Making Weldon 16	53
0621100	Gear Hobber 1:1	62	DWO 0029125	Internal Polygon-Making ER25	53
0622100	Geared-Down Gear Hobber 2:1	62	DWO 0051108	Radial Gear Hobber 1:1 D=8mm	62
0630025	Axial ER25 Standard Rear-Set H=78mm	51	DWO 0051110	Radial Gear Hobber 1:1 D=10mm	62
0632525	Axial Off-Set Double Outlet ERA25/ERA25	54	DWO 0051113	Radial Gear Hobber 1:1 D=13mm	62
0700025	Radial Inverted 250mm Interaxis ER25	74	DWO 0051116	Radial Gear Hobber 1:1 D=16mm	62
0700032	Radial Inverted 250mm Interaxis ER32	74	DWO 0070232	Axial Double Outlet ER32+ER32	85
0720016	Radial Redirected Mill Head 16x17mm	45	DWO 0073225	Axial Double Outlet ERA25+ERA32	85
0720022	Radial Redirected Mill Head 22x19mm	45	DWO 0091905	Axial 2+2 BBH: 3/4"	69
0720025	Radial Redirected ER25	45	DWO 0092000	Axial 2+2 BBH: 20mm	69
0720027	Radial Redirected Mill Head 27x21mm	45	DWO 0092500	Axial 2+2 BBH: 25mm	69
0720032	Radial Redirected ER32	45	DWO 0092540	Axial 2+2 BBH: 1"	69
0721225	Radial Geared-Up 1:2 Redirected ER25	46	DWO 0093175	Axial 2+2 BBH: 1 1/4"	69
0722116	Radial Geared-Down Redirected Mill Head	45	DWO 0093200	Axial 2+2 BBH: 32mm	69
0722122	Radial Geared-Down Redirected Mill Head	45	DWO 0101216	Axial Y AXIS Double Outlet ER16 H=85mm	54
0722127	Radial Geared-Down Redirected Mill Head	45	DWO 0101225	Axial Y AXIS Double Outlet ER25 H=85mm	54
0722132	Radial Geared-Down 2:1 Redirected ER32	45	DWO 0102216	Axial Y AXIS Double Outlet ER16 H=70mm	54
0730016X2	Radial Double Outlet ER16	46	DWO 0102225	Axial Y AXIS Double Outlet ER25 H=70mm	54
0730025X2	Radial Double Outlet ER25	46	DWO 0140125	Geared-Up 1:2 Redirected 36mm ER25	73
0761905	Radial Double-Side Twin Static Tool: 3/4"	66	DWO 0190111	Axial Geared-Up Cool Thru* H=60mm	52
0762000	Radial Double-Side Twin Static Tool: 20mm	66	DWO 0190116	Axial Geared-Up H=60mm	52
0762500	Radial Double-Side Twin Static Tool: 25mm	66	DWO 0190211	Axial Geared-Up Cool Thru* H=85mm	52
0762540	Radial Double-Side Twin Static Tool: 1"	66	DWO 0190216	Axial Geared-Up H=85mm	52
0772500	Radial Single-Side Twin Double Tool: 25mm	65	DWO 0190311	Axial Geared-Up Cool Thru* H=70mm	52
0772540	Radial Single-Side Twin Double Tool: 1"	65	DWO 0190316	Axial Geared-Up H=70mm	52
0781905	Axial 4+4 Position BBH: 3/4"	70	DWO 0204000	Axial Single BBH: 40mm, H=100mm	98
0782000	Axial 4+4 Position BBH: 20mm	70	DWO 0205000	Axial Single BBH: 50mm, H=100mm	98
080003	Removable Tailstock Center	70	DWO 0213175	Axial Double BBH: 1 1/4"	99
080003	Removable Tailstock Center	100	DWO 0213200	Axial Double BBH: 32mm	99
0813810	Axial Single BBH: 1 1/2"	67	DWO 0249108	Internal Polygon-Making Weldon 8	53
0814000	Axial Single BBH: 40mm	67	DWO 0249110	Internal Polygon-Making Weldon 10	53
0820100	Tailstock for Sub Spindle 38mm	70	DWO 0249112	Internal Polygon-Making Weldon 12	53
0820100L	Tailstock for Sub Spindle 2"	70	DWO 0249116	Internal Polygon-Making Weldon 16	53
0820200	Tailstock for Sub Spindle 38mm	100	DWO 0249125	Internal Polygon-Making ER25	53
0820200L	Tailstock for Sub Spindle 2"	100	DWO 0272000	Radial Double Static Tool : 20mm	95
0875000	Radial Double Static 25mm with Seat for Capto Connection	104	DWO 0272500	Radial Double Static Tool : 25mm	95
			DWO 0272540	Radial Double Static Tool : 1"	95
0885000	Radial Static Tool 50mm with Seat for Capto Connection	104	DWO 0393810	Axial Single BBH: 1 1/2" 100mm Interaxis	68
			DWO 0394000	Axial Single BBH: 40mm 100mm Interaxis	68
0891225	Axial Geared-Up 1:2 ER25 H=60mm	51	DWO 0422500	Axial Static Tool 25mm x 25mm	67
0891325	Axial Geared-Up 1:2 ER25 H=60mm Cool Thru*	51	DWO 0422510	Axial Static Tool 25mm x 25mm Cool Thru	67
			DWO 0422540	Axial Static Tool 1" x 1"	67
0892425	Axial Geared-Up 1:2 ER25 H=85mm	51	DWO 0444010	Single Rear-Set Radial Capto C4 Right Hand	71
0892525	Axial Geared-Up 1:2 ER25 H=85mm Cool Thru*	51	DWO 0444010LC	Single Rear-Set Radial Capto C4 Left Hand	71
			DWO 0482000	Radial Static Tool: 20mm H=90mm	95
0893625	Axial Geared-Up 1:2 ER25 H=70mm	51	DWO 0482500	Radial Static Tool: 25mm H=90mm	95
0893725	Axial Geared-Up 1:2 ER25 H=70mm Cool Thru*	51	DWO 0482540	Radial Static Tool: 1" H=90mm	95
			DWO 0540216	Radial Y-Axis Double Outlet ER16	73
			DWO 0540225	Radial Y-Axis Double Outlet ER25	73
			DWO 0600111	Radial Geared-Up 1:5.625 ER11 Cool Thru*	46
<b>B</b>			DWO 0600116	Radial Geared-Up 1:5.625 ER16	46
BLADEKIT	Blade Kit: 1 Blade, 10 Inserts	40	DWO 0622500	Radial Double Side Twin Static Tool H=25mm	96
BLADEKIT	Blade Kit: 1 Blade, 10 Inserts	18	DWO 0622540	Radial Double Side Twin Static Tool H=1"	96
BLADEKIT	Blade Kit: 1 Blade, 10 Inserts	19	DWO 0631905	Axial 4+4 BBH: 3/4"	100
BLADEKIT	Blade Kit: 1 Blade, 10 Inserts	66	DWO 0632000	Axial 4+4 BBH: 20mm	100
BLADEKIT	Blade Kit: 1 Blade, 10 Inserts	97	DWO 0660120	0-180 Adj.Angle ERA20 H=47.5mm	58
<b>C</b>			DWO 0660220	0-180 Adj.Angle ERA20 H=47.5mm, Cool Thru*	58
COOL THRU	Blade Kit: 1 Blade, 10 Inserts	97	DWO 0660316	0-180 Adj.Angle Geared-Up 1:2 H=47.5mm	60
BLADEKIT			DWO 0660416	0-180 Adj.Angle Geared-Up 1:2 H=47.5mm, Cool Thru*	60
COOL THRU	Blade Kit: 1 Blade, 10 Inserts	66			
BLADEKIT					
COOL THRU	Blade Kit: 1 Blade, 10 Inserts	19			

# Table of Contents

## Part Number Index

DWO 0661120	0-180 Adj.Angle ERA20 H=83mm	59	DWO 0901332	Radial ERA32	44
DWO 0661220	0-180 Adj.Angle ERA20 H=83mm, Cool Thru*	59	DWO 0901425	Radial ERA25 Cool Thru*	44
DWO 0661316	0-180 Adj.Angle Geared-Up 1:2 H=83mm	61	DWO 0901432	Radial ERA32 Cool Thru*	44
DWO 0661416	0-180 Adj.Angle Geared-Up 1:2 H=83mm, Cool Thru*	61	DWO 0930300	Sliding Steady Rest Size 1	64
DWO 0665120	0-180 Adj. Angle ERA20 with Digital Display	58	DWO 0930300US	Sliding Steady Rest Size 1 with Electronics	64
DWO 0665220	0-180 Adj. Angle ERA20 with Digital Display Cool Thru*	58	DWO 0940300	Sliding Steady Rest Size 2	94
DWO 0665316	0-180 Adj. Angle ERA16 Geared-Up with Digital Display	60	DWO 0940300US	Sliding Steady Rest Size 2 with Electronics	94
DWO 0665416	0-180 Adj. Angle ERA16 Geared-Up with Digital Display Cool Thru*	60	DWO 0951216	Axial Geared-Up 1:2 Y-Axis Double ER16 H=70	55
DWO 0666120	0-180 Adj. Angle ERA20 with Digital Display	59	DWO 0951225	Axial Geared-Up 1:2 Y-Axis Double ER25 H=70	55
DWO 0666220	0-180 Adj. Angle ERA20 with Digital Display Cool Thru*	59	DWO 0952216	Axial Geared-Up 1:2 Y-Axis Double ER16 H=85	55
DWO 0666316	0-180 Adj. Angle ERA16 Geared-Up with Digital Display	61	DWO 0952225	Axial Geared-Up 1:2 Y-Axis Double ER25 H=85	55
DWO 0666416	0-180 Adj. Angle ERA16 Geared-Up with Digital Display Cool Thru*	61	DWO 1030100	Broaching/Slotting Tool 50mm Stroke	63
DWO 0672000	Radial Double Static Tool 20mm H=75mm	96	DWO 1030200	Broaching/Slotting Tool 25mm Stroke	63
DWO 0672500	Radial Double Static Tool 25mm H=75mm	96	DWO 1115000	Single BBH: 50mm H=100mm	68
DWO 0710125	Axial Geared-Up ERA25 1:2	83	DWO 1115080	Single BBH: 2" H=100mm	68
DWO 0710225	Axial Geared-Up ERA25 1:2 Cool Thru*	83	DWO 1130125	Axial ER25 H=85mm	75
DWO 0746000	Axial Single BBH: 60mm	99	DWO 1130132	Axial ER32 H=85mm	75
DWO 0770140	Axial MTSK-40 H=60mm	47	DWO 1130140	Axial ER40 H=85mm	75
DWO 0770240	Axial MTSK-40 H=60mm Cool Thru*	47	DWO 1130225	Axial ER25 H=85mm Cool Thru*	75
DWO 0780140	Axial MTSK-40 H=70mm	49	DWO 1130232	Axial ER32 H=85mm Cool Thru*	75
DWO 0780240	Axial MTSK-40 H=70mm Cool Thru*	49	DWO 1130240	Axial ER40 H=85mm Cool Thru*	75
DWO 0790140	Axial MTSK-40 H=85mm	50	DWO 1130325	Axial ERA25 H=85mm	75
DWO 0790240	Axial MTSK-40 H=85mm Cool Thru*	50	DWO 1130425	Axial ERA25 H=85mm Cool Thru*	75
DWO 0800240	Radial MTSK-40 Driven Tool Cool Thru	44	DWO 1130516	Axial Mill Head D=16mm, L=17mm	75
DWO 0801140	Radial MTSK-40 Driven Tool	44	DWO 1130522	Axial Mill Head D=22mm, L=19mm	75
DWO 0870125	Axial ER25 H=60mm	47	DWO 1130527	Axial Mill Head D=27mm, L=21mm	75
DWO 0870132	Axial ER32 H=60mm	47	DWO 1140125	Axial ER25 H=100mm	81
DWO 0870140	Axial ER40 H=60mm	47	DWO 1140132	Axial ER32 H=100mm	81
DWO 0870225	Axial ER25 H=60mm Cool Thru*	47	DWO 1140140	Axial ER40 H=100mm	81
DWO 0870232	Axial ER32 H=60mm Cool Thru*	47	DWO 1140225	Axial ER25 H=100mm Cool Thru*	81
DWO 0870240	Axial ER40 H=60mm Cool Thru*	47	DWO 1140232	Axial ER32 H=100mm Cool Thru*	81
DWO 0870325	Axial ERA25 H=60mm	47	DWO 1140240	Axial ER40 H=100mm Cool Thru*	81
DWO 0870425	Axial ERA25 H=60mm Cool Thru*	47	DWO 1140325	Axial ERA25 H=100mm	81
DWO 0870516	Axial Mill Head D=17 L=17 H=60mm	47	DWO 1140425	Axial ERA25 H=100mm Cool Thru*	81
DWO 0870522	Axial Mill Head D=22 L=19 H=60mm	47	DWO 1140516	Axial Mill Head 16x17mm H=100mm	81
DWO 0870527	Axial Mill Head D=27 L=21 H=60mm	47	DWO 1140522	Axial Mill Head 22x19mm H=100mm	81
DWO 0880125	Axial ER25 H=70mm	48	DWO 1140527	Axial Mill Head 27x21mm H=100mm	81
DWO 0880132	Axial ER32 H=70mm	48	DWO 1150132	Axial Opposite Face ER32+ER25 H=85mm	84
DWO 0880140	Axial ER40 H=70mm	48	DWO 1152520	Axial Opposite Face ERA25+ERA20 H=85mm	84
DWO 0880225	Axial ER25 H=70mm Cool Thru*	48	DWO 1160132	Axial Opposite Face ER32+ER25 H=100mm	85
DWO 0880232	Axial ER32 H=70mm Cool Thru*	48	DWO 1162520	Axial Opposite Face ERA25+ERA20 H=100mm	85
DWO 0880240	Axial ER40 H=70mm Cool Thru*	48	DWO 1180140	Axial MTSK-40 H=85mm	77
DWO 0880325	Axial ERA25 H=70mm	48	DWO 1180150	Axial MTSK-50 H=85mm	77
DWO 0880425	Axial ERA25 H=70mm Cool Thru*	48	DWO 1180240	Axial MTSK-40 H=85mm Cool Thru*	77
DWO 0880516	Axial Mill Head H=70mm	48	DWO 1180250	Axial MTSK-50 H=85mm Cool Thru*	77
DWO 0880522	Axial Mill Head H=70mm	48	DWO 1190140	Axial MTSK-40 H=100mm	82
DWO 0880527	Axial Mill Head H=70mm	48	DWO 1190150	Axial MTSK-50 H=100mm	82
DWO 0890125	Axial ER25 H=85mm	50	DWO 1190240	Axial MTSK-40 H=100mm Cool Thru*	82
DWO 0890132	Axial ER32 H=85mm	50	DWO 1190250	Axial MTSK-50 H=100mm Cool Thru*	82
DWO 0890140	Axial ER40 H=85mm	50	DWO 1230225	Axial Single Side Twin ER25	86
DWO 0890225	Axial ER25 H=85mm Cool Thru*	50	DWO 1231225	Axial Single Side Twin ER25 Cool Thru	86
DWO 0890232	Axial ER32 H=85mm Cool Thru*	50	DWO 1231325	Axial Single Side Twin ERA25 Cool Thru	86
DWO 0890240	Axial ER40 H=85mm Cool Thru*	50	DWO 1232225	Axial Single Side Twin ER25+ER25	86
DWO 0890325	Axial ERA25 H=85mm	50	DWO 1350325	Radial ER25 Single Side 3 Outlet in Y	74
DWO 0890425	Axial ERA25 H=85mm Cool Thru*	50	DWO 1384010	Rear-Set Radial Static Capto C4 Right Hand	105
DWO 0890516	Axial Mill Head D=16 L=17 H=85mm	50	DWO 1384010LC	Rear-Set Radial Static Capto C4 Left Hand	105
DWO 0890522	Axial Mill Head D=22 L=19 H=85mm	50	DWO 1410132	Radial Blade Holder with Blade Kit	97
DWO 0890527	Axial Mill Head D=27 L=21 H=85mm	50	DWO 1422500	Radial Static Tool: 25mm H=75mm	95
DWO 0901132	Radial ER32	44	DWO 1422540	Radial Static Tool: 1" H=75mm	95
DWO 0901232	Radial ER32 Cool Thru*	44	DWO 1446000	Axial Single BBH 60mm H=100mm	99
DWO 0901325	Radial ERA25	44	DWO 1452500	Axial Static Tool 25mm	98
			DWO 1452540	Axial Static Tool 1"	98
			DWO 1520100	Broaching / Slotting Tool H=100mm	93
			DWO 1520200	Broaching / Slotting Tool H=100mm	94
			DWO 1530100	Broaching / Slotting Tool H=85mm	92
			DWO 1530200	Broaching / Slotting Tool H=85mm	93
			DWO 1540132	Radial Reinforced ER32	72

# Table of Contents

## Part Number Index

DWO 1540140	Radial Reinforced ER40	72	DWO 1970120	0-180 Adjustable Angle ER20	57
DWO 1540232	Radial Reinforced ER32 Cool Thru*	72	DWO 1970125	0-180 Adjustable Angle ER25	57
DWO 1540240	Radial Reinforced ER40 Cool Thru*	72	DWO 1970516	0-180 Adjustable Angle 16x17mm	57
DWO 1540625	Radial Reinforced Weldon 25 Cool Thru*	72	DWO 1970519	0-180 Adjustable Angle 3/4"x3/4"	57
DWO 1540827	Radial Reinforced 27x21mm Cool Thru*	72	DWO 1970522	0-180 Adjustable Angle 22x19mm	57
DWO 1550140	Radial MTSK-40 Reinforced	72	DWO 2190150	Axial MTSK-50 H=85mm	77
DWO 1550150	Radial MTSK-50 Reinforced	72	DWO 2190250	Axial MTSK-50 H=85mm Cool Thru*	77
DWO 1550240	Radial MTSK-40 Reinforced Cool Thru*	72	DWO 2200150	Axial MTSK-50 H=100mm	82
DWO 1550250	Radial MTSK-50 Reinforced Cool Thru*	72	DWO 2200250	Axial MTSK-50 H=100mm Cool Thru*	82
DWO 1580332	Radial Geared-Down 2:1 Redirected 80mm in Z	73	DWO 2222500	Radial Single Static Tool 25mm	65
DWO 1628022	Driven Worm Gear Tool 22mmx12mm	64	DWO 2222510	Radial Single Static Tool 25mm Cool Thru	65
DWO 1628125	Driven Worm Gear Tool 1"x12mm	64	DWO 2222540	Radial Single Static Tool 1"	65
DWO 1702520	Axial Double Outlet ERA25/ERA20 H=60mm	53	DWO 2344000	Axial Rear-Set BBH 40mm	69
DWO 1703225	Axial Double Outlet ER32/ER25 H=60mm	53	DWO 2355000	Axial Single BBH 50mm	67
DWO 1712520	Axial Double Outlet ERA25/ERA20 H=70mm	53	DWO 2355080	Axial Single BBH 2"	67
DWO 1713225	Axial Double Outlet ER32/ER25 H=70mm	53	DWO 2360132	Axial Geared-Down 2:1 ER32	83
DWO 1722520	Axial Double Outlet ERA25/ERA20 H=85mm	53	DWO 2360140	Axial Geared-Down 2:1 ER40	83
DWO 1723225	Axial Double Outlet ER32/ER25 H=85mm	53	DWO 2360232	Axial Geared-Down 2:1 ER32 Cool Thru	83
DWO 1730132L	Radial Blade Holder with Cool Thru (Left Hand)	97	DWO 2360240	Axial Geared-Down 2:1 ER40 Cool Thru	83
DWO 1730132R	Radial Blade Holder with Cool Thru (Right Hand)	97	DWO 2360725	Axial Geared-Down 2:1 WELDON 25	83
DWO 1760100	Axial MTSK-40 for Power Skiving	63	DWO 2360825	Axial Geared-Down 2:1 WELDON 25 Cool Thru	83
DWO 1770100	Axial MTSK-40 for Power Skiving	92	DWO 2380132	Radial Blade Holder with Blade Kit	66
DWO 1840120	0-180 Adj. Angle ER20 with Digital Display	56	DWO 2390132L	Radial Double Blade Holder Cool Thru (Left Hand)	66
DWO 1840125	0-180 Adj. Angle ER5 with Digital Display	56	DWO 2390132R	Radial Double Blade Holder Cool Thru (Right Hand)	66
DWO 1840516	0-180 Adj. Angle 16x17mm with Digital Display	56	DWO 2400416	Axial Multiple 2+2 Outlet in Y ER16+ER16	55
DWO 1840519	0-180 Adj. Angle 3/4"x3/4" with Digital Display	56	DWO 2400425	Axial Multiple 2+2 Outlet in Y ER25+ER25	55
DWO 1840522	0-180 Adj. Angle 22x19mm with Digital Display	56	DWO 2402416	Axial Multiple 2+2 Outlet in Y ER16+ER16	55
DWO 1850120	0-180 Adj. Angle ER20 with Digital Display	87	DWO 2402425	Axial Multiple 2+2 Outlet in Y ER25+ER25	55
DWO 1850125	0-180 Adj. Angle ER25 with Digital Display	87	DWO 2434010	Axial Rear-Set Boring Bar Holder C4 Right Hand	71
DWO 1850516	0-180 Adj. Angle 16x17mm with Digital Display	87	DWO 2434010LC	Axial Rear-Set Boring Bar Holder C4 Left Hand	71
DWO 1850519	0-180 Adj. Angle 3/4"x3/4" with Digital Display	87	DWO 2480132	Axial Reinforced ER32	76
DWO 1850522	0-180 Adj. Angle 22x19mm with Digital Display	87	DWO 2480232	Axial Reinforced ER32 Cool Thru*	76
DWO 1860120	0-180 Adj. Angle ER20 with Digital Display	88	DWO 2480725	Axial Reinforced Weldon 25	76
DWO 1860125	0-180 Adj. Angle ER25 with Digital Display	88	DWO 2480825	Axial Reinforced Weldon 25 Cool Thru*	76
DWO 1860516	0-180 Adj. Angle 16x17mm with Digital Display	88	DWO 2490132	Axial Reinforced ER32	81
DWO 1860519	0-180 Adj. Angle 3/4"x3/4" with Digital Display	88	DWO 2490232	Axial Reinforced ER32 Cool Thru*	81
DWO 1860522	0-180 Adj. Angle 22x19mm with Digital Display	88	DWO 2490725	Axial Reinforced Weldon 25	81
DWO 1910120	0-180 Adjustable Angle ER20	56	DWO 2490825	Axial Reinforced Weldon 25 Cool Thru*	81
DWO 1910125	0-180 Adjustable Angle ER25	56	DWO 2500132	Axial Reinforced ER32	78
DWO 1910516	0-180 Adjustable Angle 16x17mm	56	DWO 2500232	Axial Reinforced ER32 Cool Thru*	78
DWO 1910519	0-180 Adjustable Angle 3/4"x3/4"	56	DWO 2500725	Axial Reinforced Weldon 25	78
DWO 1910522	0-180 Adjustable Angle 22x19mm	56	DWO 2500825	Axial Reinforced Weldon 25 Cool Thru*	78
DWO 1920120	0-180 Adjustable Angle ER20	87	DWO 2510125	Axial ER25 H=95mm	78
DWO 1920125	0-180 Adjustable Angle ER25	87	DWO 2510132	Axial ER32 H=95mm	78
DWO 1920516	0-180 Adjustable Angle 16x17mm	87	DWO 2510140	Axial ER40 H=95mm	78
DWO 1920519	0-180 Adjustable Angle 3/4"x3/4"	87	DWO 2510225	Axial ER25 H=95mm Cool Thru*	78
DWO 1920522	0-180 Adjustable Angle 22x19mm	87	DWO 2510232	Axial ER32 H=95mm Cool Thru*	78
DWO 1930120	0-180 Adjustable Angle ER20	88	DWO 2510240	Axial ER40 H=95mm Cool Thru*	78
DWO 1930125	0-180 Adjustable Angle ER25	88	DWO 2510325	Axial ERA25 H=95mm	78
DWO 1930516	0-180 Adjustable Angle 16x17mm	88	DWO 2510425	Axial ERA25 H=95mm Cool Thru*	78
DWO 1930519	0-180 Adjustable Angle 3/4"x3/4"	88	DWO 2510516	Axial 16x17mm H=95mm	78
DWO 1930522	0-180 Adjustable Angle 22x19mm	88	DWO 2510522	Axial 22x19mm H=95mm	78
DWO 1940120	0-180 Adjustable Angle ERA20	89	DWO 2510527	Axial 27x21mm H=95mm	78
DWO 1940220	0-180 Adjustable Angle ERA20 Cool Thru*	89	DWO 2520132	Axial Opposite Face ER32+ER25	84
DWO 1940316	0-180 Adj. Angle Geared-Up ERA16	90	DWO 2522520	Axial Opposite Face ERA25+ERA20	84
DWO 1940416	0-180 Adj. Angle Geared-Up ERA16 Cool Thru*	90	DWO 2530140	Axial MTSK-40 H=95mm	79
DWO 1945120	0-180 Adj. Angle ERA20 with Digital Display	89	DWO 2530150	Axial MTSK-50 H=95mm	79
DWO 1945220	0-180 Adj. Angle ERA20 with Digital Display Cool Thru*	89	DWO 2530240	Axial MTSK-40 H=95mm Cool Thru*	79
DWO 1945316	0-180 Adj. Angle Geared-Up ERA16 with Digital Display	90	DWO 2530250	Axial MTSK-50 H=95mm Cool Thru*	79
DWO 1945416	0-180 Adj. Angle Geared-Up ERA16 with Digital Display Cool Thru*	90	DWO 2540150	Axial Reinforced MTSK-50	79
DWO 1960120	0-180 Adj. Angle ER20 with Digital Display	57	DWO 2540250	Axial Reinforced MTSK-50 Cool Thru*	79
DWO 1960125	0-180 Adj. Angle ER25 with Digital Display	57	DWO 2570132	Axial Rear-Set Driven Tool ER32	80
DWO 1960516	0-180 Adj. Angle 16x17mm with Digital Display	57	DWO 2710420	Radial Redirected ERA20 Cool Thru	45
DWO 1960519	0-180 Adj. Angle 3/4"x3/4" with Digital Display	57	DWO 2902510	Radial Single Static Tool 25mm Cool Thru*	65
DWO 1960522	0-180 Adj. Angle 22x19mm with Digital Display	57	DWO 2928022	Driven Tool for Worm Screws $\varnothing$ 22x12	91
			DWO 2928125	Driven Tool for Worm Screws $\varnothing$ 1"x12	91
			DWO 3110140	Axial Driven Tool Capto C4	102



# Table of Contents

## Part Number Index

DWO 3110240	Axial Driven Tool Capto C4 Cool Thru*	102	GDW0092500	Radial Single Side Twin 25mm	17
DWO 3120140	Axial Driven Tool Capto C4	102	GDW0092540	Radial Single Side Twin 1"	17
DWO 3120240	Axial Driven Tool Capto C4 Cool Thru*	102	GDW0102500	Radial Double Side Twin Static Tool 25mm	18
DWO 3130140	Axial Driven Tool Capto C4	103	GDW0102540	Radial Double Side Twin Static Tool 1"	18
DWO 3130240	Axial Driven Tool Capto C4 Cool Thru*	103	GDW0112500	Axial Single Static Tool 25mm	20
DWO 3140240	Axial Opposite Face Twin Capto C4+C4	103	GDW0112540	Axial Single Static Tool 1"	20
DWO 3150140	Radial Driven Tool Capto C4	101	GDW0123810	Axial Single BBH 1-1/2"	21
DWO 3166010	Axial Single Static Tool Capto C6 Right Hand	106	GDW0124000	Axial Single BBH 40mm	21
DWO 3166010LC	Axial Single Static Tool Capto C6 Left Hand	106	GDW0125000	Axial Single BBH 50mm	20
DWO 3176010	Radial Single Rear-Set Capto C6 Right Hand	105	GDW0125080	Axial Single BBH 2"	20
DWO 3176010LC	Radial Single Rear-Set Capto C6 Left Hand	105	GDW0130132	Radial Double Blade Holder with Blade Kit	18
<b>G</b>			GDW0140225	Radial Single Side Twin ER25	3
GDW0010120	Axial Driven Tool Weldon 20	6	GDW0141225	Radial Single Side Twin ER25 Cool Thru	3
GDW0010125	Axial Driven Tool Weldon 25	6	GDW0141325	Radial Single Side Twin ERA25 Cool Thru	3
GDW0010132	Axial Driven Tool Weldon 32	6	GDW0150225	Radial Single Side Twin ER25	4
GDW0010140	Axial Driven Tool ER40	6	GDW0151225	Radial Single Side Twin ER25 Cool Thru	4
GDW0010220	Axial Driven Tool Weldon 20 Cool Thru	6	GDW0151325	Radial Single Side Twin ERA25 Cool Thru	4
GDW0010225	Axial Driven Tool Weldon 25 Cool Thru	6	GDW0160625	Radial Multiple 6 Outlet ER25	4
GDW0010332	Axial Driven Tool ERA32	6	GDW0170632	Axial Rear-Set ER32	7
GDW0010432	Axial Driven Tool ERA32 Cool Thru	6	GDW0171632	Axial Rear-Set ER32 Cool Thru	7
GDW0010525	Axial Driven Tool ER25	6	GDW0180120	Axial Geared-Down Weldon 20	8
GDW0010532	Axial Driven Tool ER32	6	GDW0180125	Axial Geared-Down Weldon 25	8
GDW0011140	Axial Driven Tool ER40 Cool Thru	6	GDW0180132	Axial Geared-Down Weldon 32	8
GDW0011525	Axial Driven Tool ER25 Cool Thru	6	GDW0180140	Axial Geared-Down ER40	8
GDW0011532	Axial Driven Tool ER32 Cool Thru	6	GDW0180220	Axial Geared-Down Weldon 20 Cool Thru	8
GDW0011617	Axial Driven Tool 16x17mm	6	GDW0180225	Axial Geared-Down Weldon 25 Cool Thru	8
GDW0012219	Axial Driven Tool 22x19mm	6	GDW0180232	Axial Geared-Down Weldon 32 Cool Thru	8
GDW0012519	Axial Driven Tool 1"x19mm	6	GDW0180525	Axial Geared-Down ER25	8
GDW0012721	Axial Driven Tool 27x21mm	6	GDW0180532	Axial Geared-Down ER32	8
GDW0020120	Radial Weldon 20	1	GDW0181140	Axial Geared-Down ER40 Cool Thru	8
GDW0020122	Radial Mill Head 22x19 Cool Thru	1	GDW0181525	Axial Geared-Down ER25 Cool Thru	8
GDW0020125	Radial Weldon 25	1	GDW0181532	Axial Geared-Down ER32 Cool Thru	8
GDW0020132	Radial Weldon 32	1	GDW0181617	Axial Geared-Down 16x17mm	8
GDW0020140	Radial ER40	1	GDW0182219	Axial Geared-Down 22x19mm	8
GDW0020220	Radial Weldon 20 Cool Thru	1	GDW0182519	Axial Geared-Down 1"x19mm	8
GDW0020425	Radial Weldon 25 Cool Thru	1	GDW0182721	Axial Geared-Down 27x21mm	8
GDW0020525	Radial Mill Head 1"x19mm Cool Thru	1	GDW0190532	Axial Geared-Up ER32	9
GDW0020532	Radial ER32	1	GDW0191532	Axial Geared-Up ER32 Cool Thru	9
GDW0020632	Radial ER32	1	GDW0200116	Axial Geared-Up Opposite Face ERA16+ERA16	10
GDW0020732	Radial ER32 Cool Thru	1	GDW0200120	Axial Geared-Up Opposite Face ERA20+ERA20	10
GDW0021140	Radial ER40 Cool Thru	1	GDW0210225	Axial Single Side Twin ER25	10
GDW0021532	Radial ER32 Cool Thru	1	GDW0211225	Axial Single Side Twin ER25 Cool Thru	10
GDW0021617	Radial Mill Head 16x17	1	GDW0211325	Axial Single Side Twin ERA25 Cool Thru	10
GDW0021632	Radial ER32 Cool Thru	1	GDW0220425	Axial Multiple 4/8 Outlet ER25	11
GDW0022132	Radial ER32 Short	1	GDW0224425	Axial Multiple 4/8 Outlet ER25+ER25	11
GDW0022140	Radial ER40 Short	1	GDW0231100	Driven Gear Hobb 1:1	14
GDW0022219	Radial Mill Head 22x19	1	GDW0232100	Driven Gear Hobb 2:1 Geared-Down	14
GDW0022519	Radial Mill Head 1"x19mm	1	GDW0241100	Reinforced Gear Hobb 1:1	14
GDW0022721	Radial Mill Head 27x21	1	GDW0242100	Reinforced Gear Hobb 2:1 Geared-Down	14
GDW0060032	Radial Redirected in Z ER32	2	GDW0258022	Worm Gear Driven Tool 22x12mm	15
GDW0061116	Radial Redirected in Z 16x17	2	GDW0258125	Worm Gear Driven Tool 1"x12mm	15
GDW0061119	Radial Redirected in Z 3/4"x3/4"	2	GDW0262500	Radial Rear Set Single Static Tool 25mm	16
GDW0061122	Radial Redirected in Z 22x19	2	GDW0262540	Radial Rear Set Single Static Tool 1"	16
GDW0061127	Radial Redirected in Z 27x21	2	GDW0270232	Radial Double Twin-Side Blade Holder with Blade Kit	19
GDW0061225	Radial Geared-Up 1:2 Redirected in Z ER25	3	GDW0284000	Axial Single Extended BBH 40mm	21
GDW0062119	Radial Geared-Down 2:1 Redirected in Z 3/4"x3/4"	2	GDW0293175	Axial 2+2 Upright BBH 1-1/4"	22
GDW0062122	Radial Geared-Down 2:1 Redirected in Z 22x19	2	GDW0293200	Axial 2+2 Upright BBH 32mm	22
GDW0062125	Radial Geared-Down 2:1 Redirected in Z 1"x19	2	GDW0302500	Axial 3+3 Upright BBH 25mm	22
GDW0062127	Radial Geared-Down 2:1 Redirected in Z 27x21	2	GDW0302540	Axial 3+3 Upright BBH 1"	22
GDW0062132	Radial Geared-Down 2:1 Redirected in Z ER32	2	GDW0312500	Axial 3 Position Upright Rear Set BBH 25mm	23
GDW0062225	Radial Redirected in Z 1"x19mm	2	GDW0312540	Axial 3 Position Upright Rear Set BBH 1"	23
GDW0062425	Radial Geared-Up 1:2 Redirected in Z ER25 Cool Thru	3	GDW0323175	Axial 3+3 BBH 1-1/4"	23
GDW0072500	Radial Single Static Tool 25mm	16	GDW0323200	Axial 3+3 BBH 32mm	23
GDW0072540	Radial Single Static Tool 1"	16	GDW0332500	Axial 4+4 BBH 25mm	24
GDW0082500	Radial Double Static Tool 25mm	17	GDW0332540	Axial 4+4 BBH 1"	24
GDW0082540	Radial Double Static Tool 1"	17	GDW0341905	Axial 8 Position BBH 3/4"	24

# Table of Contents

## Part Number Index

GDW0342000	Axial 8 Position BBH 20mm	24	KIT 1000001	Plug for 32mm or 1 1/4" BBH to Make Cool Thru	99
GDW0350100	Tailstock for Subspindle 38mm	24	KIT 1000002	Plug for 50mm or 2" BBH to Make Cool Thru	67
GDW0350100L	Tailstock for Subspindle 2"	24	KIT 1000002	Plug for 50mm or 2" BBH to Make Cool Thru	68
GDW0360140	Axial Driven Capto C4	25	KIT 1000003	Plug for 40mm BBH to Make Cool Thru	69
GDW0360150	Axial Driven Capto C5	25	KIT 1000003	Plug for 40mm BBH to Make Cool Thru	68
GDW0360240	Axial Driven Capto C4 Cool Thru	25	KIT 1000004	Plug for 1-1/2" BBH to Make Cool Thru	68
GDW0360250	Axial Driven Capto C5 Cool Thru	25	KIT 1000005	Plug for 20mm or 3/4" BBH to Make Cool Thru	69
GDW0370140	Radial Driven Capto C4	25	KIT 1000006	Plug for 25mm or 1" BBH to Make Cool Thru	69
GDW0370150	Radial Driven Capto C5	25	KIT 1000006	Plug for 25mm or 1" BBH to Make Cool Thru	22
GDW0384010	Radial Single Static Capto C4 Right Hand	26	KIT 1001002	Plug & Seal Kit for 50mm or 2" BBH to Make Cool Thru	20
GDW0384010LC	Radial Single Static Capto C4 Left Hand	26			
GDW0385010	Radial Single Static Capto C5 Right Hand	26	KIT 1002003	Plug & Seal Kit for 40mm BBH to Make Cool Thru	21
GDW0385010LC	Radial Single Static Capto C5 Left Hand	26	KIT 1003002	Plug & Seal Kit for 50mm BBH to Make Cool Thru	98
GDW0385015	Radial Single Static Capto C5 Right Hand	26	KIT 1003003	Plug & Seal Kit for 40mm BBH to Make Cool Thru	98
GDW0385015LC	Radial Single Static Capto C5 Left Hand	26	KIT 1003003	Plug & Seal Kit for 40mm BBH to Make Cool Thru	21
GDW0394020	Radial Double Static Capto C4 Right Hand	26	KIT 1003003	Plug & Seal Kit for 40mm BBH to Make Cool Thru	67
GDW0394020LC	Radial Double Static Capto C4 Left Hand	26	KIT 1003004	Plug & Seal Kit for 1 1/2" BBH to Make Cool Thru	67
GDW0395020	Radial Double Static Capto C5 Right Hand	26	KIT 1003004	Plug & Seal Kit for 1 1/2" BBH to Make Cool Thru	21
GDW0395020LC	Radial Double Static Capto C5 Left Hand	26	KIT 1003025	Plug & Seal Kit for 60mm BBH to Make Cool Thru	99
GDW0403240	Radial 2+2 Upright Static Capto C3 Right Hand	27	<b>M</b>		
GDW0403240LC	Radial 2+2 Upright Static Capto C3 Left Hand	27	M0081100	Gear Hobber 1:1	36
GDW0403260	Radial 3+3 Upright Static Capto C3 Right Hand	27	M0082100	Gear Hobber 2:1 Geared-Down	36
GDW0403260LC	Radial 3+3 Upright Static Capto C3 Left Hand	27	M0220020	(0-180) Adj. Angle ERA20	35
GDW0414010	Axial Single Static Capto C4 Right Hand	28	M0230025	Radial Special Driven Tool in Y ER25	32
GDW0414010LC	Axial Single Static Capto C4 Left Hand	28	M0250132	Radial Double Blade Holder with Blade Kit	40
GDW0415010	Axial Single Static Capto C5 Right Hand	28	M0300016	Radial Single Side Twin Head ER16	31
GDW0415010LC	Axial Single Static Capto C5 Left Hand	28	M0300025	Radial Single Side Twin Head ER25	31
GDW0415015	Axial Single Static Capto C5 Right Hand	28	M0311108	Radial Driven Gear Hobb D=8	36
GDW0415015LC	Axial Single Static Capto C5 Left Hand	28	M0311110	Radial Driven Gear Hobb D=10	36
GDW0416010	Axial Single Static Capto C6 Right Hand	28	M0311113	Radial Driven Gear Hobb D=13	36
GDW0416010LC	Axial Single Static Capto C6 Left Hand	28	M0311116	Radial Driven Gear Hobb D=16	36
GDW0424020	Axial Opposite Face Twin Static Capto C4 Right Hand	29	MSL0010132	Radial Special Driven Tool ERA32	32
GDW0424020LC	Axial Opposite Face Twin Static Capto C4 Left Hand	29	MSL0034010	Axial Single Static Capto C4 Right Hand	43
GDW0434010	Axial Rear Set Static Capto C4 Right Hand	28	MSL0034010LC	Axial Single Static Capto C4 Left Hand	43
GDW0434010LC	Axial Rear Set Static Capto C4 Left Hand	28	MSL0035010	Axial Single Static Capto C5 Right Hand	43
GDW0435010	Axial Rear Set Static Capto C5 Right Hand	28	MSL0035010LC	Axial Single Static Capto C5 Left Hand	43
GDW0435010LC	Axial Rear Set Static Capto C5 Left Hand	28	MSL0044010	Radial Rear-Set Single Static Capto C4 Right Hand	42
GDW0440120	(0-180) Adj. Angle ERA20	12	MSL0044010LC	Radial Rear-Set Single Static Capto C4 Left Hand	42
GDW0440220	(0-180) Adj. Angle ERA20 Cool Thru	12	MSL0045010	Radial Rear-Set Single Static Capto C5 Right Hand	42
GDW0440316	(0-180) Adj. Angle Geared-Up ERA16	13	MSL0045010LC	Radial Rear-Set Single Static Capto C5 Left Hand	42
GDW0440416	(0-180) Adj. Angle Geared-Up ERA16 Cool Thru	13	MSL0050140	Axial Driven Tool Capto C4	41
GDW0445120	(0-180) Adj. Angle ERA20 with Digital Display	12	MSL0050240	Axial Driven Tool Capto C4 Cool Thru	41
GDW0445220	(0-180) Adj. Angle ERA20 with Digital Display Cool Thru	12	MSL0060140	Radial Driven Capto C4	41
GDW0445316	(0-180) Adj. Angle Geared-Up ERA16 with Digital Display	13	MSL0060240	Radial Driven Capto C4 Cool Thru	41
GDW0445416	(0-180) Adj. Angle Geared-Up ERA16 with Digital Display Cool Thru	13	MSL0150132	Radial Driven Tool ER32	30
GDW0460132	Radial Double Blade Holder Cool Thru	19	MSL0150232	Radial Driven Tool ER32 Cool Thru	30
GDW0470120	(0-180) Adj. Angle ER20	11	MSL0150432	Radial Driven Tool ERA32 Cool Thru	30
GDW0470125	(0-180) Adj. Angle ER25	11	MSL0160125	Axial Driven Tool ER25	33
GDW0470516	(0-180) Adj. Angle 16x17mm	11	MSL0160132	Axial Driven Tool ER32	33
GDW0470519	(0-180) Adj. Angle 3/4"x3/4"	11	MSL0160225	Axial Driven Tool ER25 Cool Thru	33
GDW0470522	(0-180) Adj. Angle 22x19mm	11	MSL0160232	Axial Driven Tool ER32 Cool Thru	33
GDW0480232	Axial Opposite Face ER32+ER32	9	MSL0173225	Axial Opposite Face Twin ER32+ER25	34
GDW0480240	Axial Opposite Face ER40+ER32	9	MSL0220132	Radial Double Blade Holder Cool Thru	40
GDW0490140	Axial MTSK-40 Driven Tool	7	MSL0230120	(0-180) Adj. Angle ER20	35
GDW0490150	Axial MTSK-50 Driven Tool	7	MSL0230125	(0-180) Adj. Angle ER25	35
GDW0490240	Axial MTSK-40 Driven Tool Cool Thru	7	MSL0230516	(0-180) Adj. Angle 16x17mm	35
GDW0490250	Axial MTSK-50 Driven Tool Cool Thru	7	MSL0230519	(0-180) Adj. Angle 3/4"x3/4"	35
GDW0501055	Radial Inverted Driven Tool	5	MSL0230522	(0-180) Adj. Angle 22x19mm	35
GDW0501105	Radial Inverted Driven Tool	5	MSL0332500	Radial Double Side Twin 25mm	39
GDW0501155	Radial Inverted Driven Tool	5	MSL0342500	Radial Single Side Twin 25mm	39
<b>K</b>			MSL0360150	Radial MTSK-50 Driven Tool	31
KIT 1000001	Plug for 32mm or 1 1/4" BBH to Make Cool Thru	22	MSL0370150	Axial MTSK-50 Driven Tool	34
KIT 1000001	Plug for 32mm or 1 1/4" BBH to Make Cool Thru	69	MSL0370250	Axial MTSK-50 Driven Tool Cool Thru	34
			MSL0381100	Reinforced Driven Gear Hobb 1:1	37
			MSL0382100	Reinforced Driven Gear Hobb 2:1 Geared Down	37
			MSL0392500	Radial Double Static 25mm	39
			MSL0428022	Driven Tool for Worm Screws 22x12mm	37

# Table of Contents

## Part Number Index

MSL0460100	Broaching/Slotting Driven Tool 50mm Stroke	38	MYA0085220	(0-180) Adj. Angle ERA20 with Digital Display Cool Thru	109
MSL0460200	Broaching/Slotting Driven Tool 25mm Stroke	38			
MSL0480140	Axial Reinforced Driven Tool ER40	33	MYA0085316	(0-180) Adj. Angle ERA16 Geared-Up 1:2 with Digital Display	110
MSL0480240	Axial Reinforced Driven Tool ER40 Cool Thru	33			
MSL0500140	Radial Reinforced Driven Tool ER40	30	MYA0085416	(0-180) Adj. Angle ERA16 Geared-Up 1:2 with Digital Display Cool Thru	110
MSL0500240	Radial Reinforced Driven Tool ER40 Cool Thru	30			
MTSK40A02	MTSK-40 Adaptor ER32	112	MYA0100125	Radial Driven Tool ER25	107
MTSK40A03	MTSK-40 Adaptor ER25	112	MYA0100325	Radial Driven Tool ERA25	107
MTSK40A05	MTSK-40 Adaptor ER16	112	MYA0110125	Axial Driven Tool ER25	108
MTSK40B02	MTSK-40 Adaptor ERA25	112	MYA0110225	Axial Driven Tool ER25 Cool Thru	108
MTSK40B03	MTSK-40 Adaptor ERA20	112	MYA0110325	Axial Driven Tool ERA25	108
MTSK40C02	MTSK-40 Adaptor Mill 16x17	113	MYA0110425	Axial Driven Tool ERA25 Cool Thru	108
MTSK40C03	MTSK-40 Adaptor Mill 3/4"	113			
MTSK40C04	MTSK-40 Adaptor Mill 22x19	113	<b>P</b>		
MTSK40C05	MTSK-40 Adaptor Mill 27x21	113	P01Z20A100	2 Insert Polygon Making Mill Head (with Inserts)	116
MTSK40D01	MTSK-40 Adaptor Weldon 6	113	P01Z30A100	3 Insert Polygon Making Mill Head (with Inserts)	116
MTSK40D02	MTSK-40 Adaptor Weldon 8	113	<b>T</b>		
MTSK40D03	MTSK-40 Adaptor Weldon 10	113	TPGN220408	10 Inserts for Polygon Making Mill Heads	116
MTSK40D04	MTSK-40 Adaptor Weldon 12	113	TPGN220408	10 Inserts for Polygon Making Mill Heads	116
MTSK40D06	MTSK-40 Adaptor Weldon 16	113			
MTSK40D07	MTSK-40 Adaptor Weldon 20	113			
MTSK40D11	MTSK-40 Adaptor Weldon 1/4"	113			
MTSK40D12	MTSK-40 Adaptor Weldon 5/16"	113			
MTSK40D13	MTSK-40 Adaptor Weldon 3/8"	113			
MTSK40D14	MTSK-40 Adaptor Weldon 1/2"	113			
MTSK40D21	MTSK-40 Adaptor Weldon 6	113			
MTSK40D24	MTSK-40 Adaptor Weldon 10	113			
MTSK40D25	MTSK-40 Adaptor Weldon 12	113			
MTSK40F01	MTSK-40 Adaptor Mill 1/2"	113			
MTSK40G03	MTSK-40 Adaptor MR25	113			
MTSK40H01	MTSK-40 Adaptor Morse 1	113			
MTSK40H02	MTSK-40 Adaptor Morse 2	113			
MTSK40T00	MTSK-40 Cover Plug	113			
MTSK50A01	MTSK-50 Adaptor ER40	114			
MTSK50A02	MTSK-50 Adaptor ER32	114			
MTSK50A03	MTSK-50 Adaptor ER25	114			
MTSK50A05	MTSK-50 Adaptor ER16	114			
MTSK50B01	MTSK-50 Adaptor ERA32	114			
MTSK50B02	MTSK-50 Adaptor ERA25	114			
MTSK50B03	MTSK-50 Adaptor ERA20	114			
MTSK50C02	MTSK-50 Adaptor Mill $\varnothing$ 16x17	115			
MTSK50C03	MTSK-50 Adaptor Mill 3/4"	115			
MTSK50C04	MTSK-50 Adaptor Mill $\varnothing$ 22x19	115			
MTSK50C05	MTSK-50 Adaptor Mill $\varnothing$ 1"x3/4"	115			
MTSK50C06	MTSK-50 Adaptor Mill $\varnothing$ 27x21	115			
MTSK50C07	MTSK-50 Adaptor Mill $\varnothing$ 32x24	115			
MTSK50D01	MTSK-50 Adaptor Mill Weldon 6	115			
MTSK50D02	MTSK-50 Adaptor Mill Weldon 8	115			
MTSK50D03	MTSK-50 Adaptor Mill Weldon 10	115			
MTSK50D04	MTSK-50 Adaptor Mill Weldon 12	115			
MTSK50D05	MTSK-50 Adaptor Mill Weldon 16	115			
MTSK50D07	MTSK-50 Adaptor Mill Weldon 20	115			
MTSK50D08	MTSK-50 Adaptor Mill Weldon 25	115			
MTSK50D11	MTSK-50 Adaptor Mill Weldon 1/4"	115			
MTSK50D12	MTSK-50 Adaptor Mill Weldon 5/16"	115			
MTSK50D13	MTSK-50 Adaptor Mill Weldon 3/8"	115			
MTSK50D14	MTSK-50 Adaptor Mill Weldon 1/2"	115			
MTSK50D15	MTSK-50 Adaptor Mill Weldon 5/8"	115			
MTSK50E01	MTSK-50 Adaptor POWRGRIP PG25	115			
MTSK50T00	MTSK-50 Cover Plug	115			
MYA0050100	Broaching/Slotting Driven Tool 50mm Stroke	111			
MYA0050200	Broaching/Slotting Driven Tool 25mm Stroke	111			
MYA0080120	(0-180) Adj. Angle ERA20	109			
MYA0080220	(0-180) Adj. Angle ERA20 Cool Thru	109			
MYA0080316	(0-180) Adj. Angle ERA16 Geared-Up 1:2	110			
MYA0080416	(0-180) Adj. Angle ERA16 Geared-Up 1:2 Cool Thru	110			
MYA0085120	(0-180) Adj. Angle ERA20 with Digital Display	109			