

DRIVEN and STATIC TOOLING
For
HAAS LATHES



10139 BERGIN RD.

HOWELL, MI 48843

PHONE : 877-91-TOOLS (810-632-4446)

FAX: 877-92-TOOLS (810-632-4467)

EMAIL: info@mdtooling.com

WEBSITE: www.mdtooling.com

Live Tooling



M. T. Marchetti, a major live tool manufacturer in northern Italy, is a leader in live tool technology. The formula is simple. Use only the best angular contact high-speed bearings available. Add to this an exacting tolerances for all ground shafts, gears and bearing pocket features. Next, develop a sealed system that **will not** allow any contamination from chips or coolant.

Top this all off with a superior design and you end up with a live tool that is more rigid, faster and will last longer. **We back this up with a 2-Year factory warranty.**

Our Live Tool Warranty

Our tooling will give years of service in the most demanding applications. The superior design and rugged construction has proven this over the last 12 years. The reliability of our tools allows us to provide a 2-year factory warranty, for non-wear components.

MD Tooling will repair any defective tool holders for a period of 2 years from the date of purchase.

Product Range

We have the largest range of live tooling available for most major machine tool manufactures.

Our available products include an extensive line of standard live tooling as well as specialty tool holders such as 0-180 adjustable angle tool holders, gear hobbors, and even worm gear generators. Our product range includes geared up holders to 60,000 RPM and are engineered for 1,000 PSI coolant through.

We are an industry leader in providing complete tooling solutions with hundreds of static tool options as well.

Technical Support

Here at MD Tooling we have a full technical support department with over 35 years of CNC experience.

Our highly qualified staff can help with part processing, tooling up a job from a blue print and even assist with part programming. Applications Engineers are always available by phone to answer any questions you may have about our tooling or any other CNC related issue.

Stock and Replenishment

MD Tooling maintains an extensive inventory of tooling in our warehouse in Michigan. Our current "fill" rate on orders is 93% from our stock in Michigan for same day shipping.

Should you require a non-stock item, our manufacturer, M.T. Marchetti also maintains a large inventory in Italy. Tooling can be obtained in as little as 3-5 business days.

Shipping

MD Tooling realizes that when you need tooling, often you can't wait until the next day. We process orders and ship from available stock right up until 4PM EST to make certain we get your tooling solutions to you as quickly as possible.

We regularly ship throughout the day via UPS, FedEx or any other carrier that a customer requests.



10139 Bergin Road
Howell, MI 48843
Phone: (810) 632-4446
Fax: (810) 632-4467
Email: info@mdtooling.com
Web: www.mdtooling.com

- Fast, Friendly, Reliable Service!
- Quality tooling at highly competitive pricing.
- 2-Year Warranty on all live tools.
- Extensive inventory. We currently ship over 93% of all orders same day.
- In-house repair services available.
- If a warranty tool needs to be returned for inspection, service or repair, loaner tools are available to keep your machine tool production up and running.
- More specialty tool holders than any other manufacturer.
- Custom tool holders available.
- All available tooling may not be shown in this catalog. If you can't find the holder you're looking for, please contact our office for assistance.



Table of Contents

Categorized Listing

SL10/20/30	1		
DRIVEN	1		
RADIAL DRIVEN TOOL VDI40	1		
QUICK CHANGE RADIAL MTSK DRIVEN TOOL VDI40	2		
RADIAL REAR-SET DRIVEN TOOL VDI40	2		
RADIAL GEARED-UP 1:2 DRIVEN TOOL VDI40	3		
RADIAL GEARED-UP 1:3 DRIVEN TOOL VDI40	3		
RADIAL GEARED-UP 1:3 REAR-SET DRIVEN TOOL VDI40	4		
AXIAL DRIVEN TOOL VDI40	5		
QUICK CHANGE AXIAL MTSK DRIVEN TOOL VDI40	5		
AXIAL DRIVEN TOOL REDIRECTED BY 42mm VDI40	6		
AXIAL GEARED-UP 1:2 DRIVEN TOOL REDIRECTED BY 42mm VDI40	7		
AXIAL GEARED-UP 1:3 DRIVEN TOOL REDIRECTED BY 36mm VDI40	7		
(0-180) ADJUSTABLE ANGLE DRIVEN TOOL VDI40	8		
(0-180) ADJUSTABLE ANGLE DRIVEN TOOL WITH DIGITAL DISPLAY	9		
BROACHING/SLOTING DRIVEN TOOL VDI40 50mm STROKE	10		
BROACHING/SLOTING DRIVEN TOOL VDI40 25mm STROKE	10		
SL40 - ST40/45	11		
DRIVEN	11		
RADIAL DRIVEN TOOL VDI40	11		
QUICK CHANGE RADIAL MTSK DRIVEN TOOL VDI40	12		
RADIAL REAR-SET DRIVEN TOOL VDI40	12		
RADIAL GEARED-UP 1:2 DRIVEN TOOL VDI40	13		
RADIAL GEARED-UP 1:3 DRIVEN TOOL VDI40	13		
RADIAL GEARED-UP 1:3 REAR-SET DRIVEN TOOL VDI40	14		
AXIAL DRIVEN TOOL VDI40	15		
QUICK CHANGE AXIAL MTSK DRIVEN TOOL VDI40	15		
AXIAL DRIVEN TOOL REDIRECTED BY 42mm VDI40	16		
AXIAL GEARED-UP 1:2 DRIVEN TOOL REDIRECTED BY 42mm VDI40	16		
AXIAL GEARED-UP 1:3 DRIVEN TOOL REDIRECTED BY 36mm VDI40	17		
(0-180) ADJUSTABLE ANGLE DRIVEN TOOL VDI40	18		
(0-180) ADJUSTABLE ANGLE DRIVEN TOOL WITH DIGITAL DISPLAY	19		
BROACHING/SLOTING DRIVEN TOOL VDI40 50mm STROKE	20		
BROACHING/SLOTING DRIVEN TOOL VDI40 25mm STROKE	20		
ST10/15/20/25/30/35 - DS30 - TL15/25	21		
DRIVEN	21		
RADIAL DRIVEN TOOL VDI40	21		
QUICK CHANGE RADIAL MTSK DRIVEN TOOL VDI40	21		
RADIAL REAR-SET DRIVEN TOOL VDI40	22		
RADIAL GEARED-UP 1:2 DRIVEN TOOL VDI40	22		
RADIAL GEARED-UP 1:3 DRIVEN TOOL VDI40	23		
RADIAL GEARED-UP 1:3 REAR-SET DRIVEN TOOL VDI40	23		
RADIAL SINGLE SIDE TWIN HEAD DRIVEN TOOL IN Y VDI40	24		
AXIAL DRIVEN TOOL VDI40	25		
QUICK CHANGE AXIAL MTSK DRIVEN TOOL VDI40	25		
AXIAL DRIVEN TOOL REDIRECTED BY 42mm VDI40	26		
AXIAL GEARED-UP 1:2 DRIVEN TOOL REDIRECTED BY 42mm VDI40	26		
AXIAL GEARED-UP 1:3 DRIVEN TOOL REDIRECTED BY 36mm VDI40	27		
AXIAL REAR-SET OPPOSITE FACE TWIN DRIVEN TOOL REDIRECTED BY 36mm VDI40	27		
(0-180) ADJUSTABLE ANGLE DRIVEN TOOL VDI40	28		
(0-180) ADJUSTABLE ANGLE DRIVEN TOOL WITH DIGITAL DISPLAY	29		
BROACHING/SLOTING DRIVEN TOOL 50mm STROKE VDI40	30		
BROACHING/SLOTING DRIVEN TOOL 25mm STROKE VDI40	30		
ST10/15 (BMT45)	31		
DRIVEN	31		
RADIAL DRIVEN TOOL	31		
QUICK CHANGE RADIAL MTSK DRIVEN TOOL	31		
RADIAL DRIVEN TOOL RE-DIRECTED IN Z BY 36mm	32		
RADIAL GEARED-UP 1:2 DRIVEN TOOL RE-DIRECTED IN Z BY 36mm	32		
RADIAL GEARED-UP 1:3 DRIVEN TOOL RE-DIRECTED IN Z BY 36mm	33		
RADIAL SINGLE SIDE TWIN HEAD DRIVEN TOOL IN Y	33		
AXIAL DRIVEN TOOL H=65mm	34		
QUICK CHANGE AXIAL MTSK DRIVEN TOOL H=65mm	34		
AXIAL DRIVEN TOOL H=85mm	35		
QUICK CHANGE AXIAL MTSK DRIVEN TOOL H=85mm	35		
AXIAL REAR-SET DRIVEN TOOL H=85mm	36		
QUICK CHANGE AXIAL MTSK REAR-SET DRIVEN TOOL H=85mm	36		
AXIAL GEARED-UP 1:2 DRIVEN TOOL H=65mm	37		
AXIAL GEARED-UP 1:3 REAR-SET DRIVEN TOOL H=65mm	37		
AXIAL GEARED-UP 1:3 REAR-SET DRIVEN TOOL H=85mm	38		
AXIAL OPPOSITE FACE DRIVEN REAR SET TOOL	38		
AXIAL SINGLE SIDE TWIN HEAD DRIVEN TOOL IN Y	39		
0-180 ADJUSTABLE ANGLE DRIVEN TOOL	39		
GEAR HOBBER	40		
BROACHING/SLOTING TOOL 25mm STROKE H=75mm	40		
STATIC	41		
RADIAL STATIC TOOL	41		
RADIAL DOUBLE STATIC TOOL	41		
RADIAL BLADE HOLDER WITH BLADE KIT	42		
RADIAL BLADE HOLDER WITH INTERNAL COOLANT - BLADE KIT NOT	42		
AXIAL STATIC TOOL	43		
AXIAL SINGLE BORING BAR HOLDER H=65mm	43		
AXIAL SINGLE BORING BAR HOLDER H=65mm	43		
AXIAL SINGLE BORING BAR HOLDER H=85mm	44		
TAILSTOCK FOR SUBSPINDLE	44		
CAPTO STATIC	45		
AXIAL SINGLE STATIC TOOL CAPTO C4	45		
ST20/25/28/30/35 - DS30 (BMT65)	46		
DRIVEN	46		
RADIAL REINFORCED DRIVEN TOOL	46		
QUICK CHANGE RADIAL REINFORCED MTSK DRIVEN TOOL	46		
RADIAL GEARED-DOWN 2:1 DRIVEN TOOL REDIRECTED IN Z BY	47		
RADIAL GEARED-UP 1:2 DRIVEN TOOL REDIRECTED IN Z BY 36mm	47		
RADIAL SINGLE-SIDE TWIN HEAD DRIVEN TOOL IN Y-AXIS	48		
RADIAL INVERTED DRIVEN TOOL 250mm INTERAXIS	48		
AXIAL DRIVEN TOOL H=72mm	49		
AXIAL REINFORCED DRIVEN TOOL H=72mm	50		
QUICK CHANGE AXIAL MTSK DRIVEN TOOL H=72mm	51		
QUICK CHANGE AXIAL MTSK REINFORCED DRIVEN TOOL H=72mm	51		
AXIAL DRIVEN TOOL H=85mm	52		
AXIAL REINFORCED DRIVEN TOOL H=85mm	53		
QUICK CHANGE AXIAL MTSK DRIVEN TOOL H=85mm	54		
QUICK CHANGE AXIAL MTSK REINFORCED DRIVEN TOOL H=85mm	54		
AXIAL DRIVEN TOOL H=95mm	55		
AXIAL REINFORCED DRIVEN TOOL H=95mm	56		
AXIAL REAR-SET DRIVEN TOOL H=95mm	56		
QUICK CHANGE AXIAL MTSK DRIVEN TOOL H=95mm	57		
QUICK CHANGE AXIAL MTSK REINFORCED DRIVEN TOOL H=95mm	57		
AXIAL DRIVEN TOOL H=100mm	58		
AXIAL REINFORCED DRIVEN TOOL H=100mm	59		
QUICK CHANGE AXIAL MTSK DRIVEN TOOL H=100mm	60		
QUICK CHANGE AXIAL MTSK REINFORCED DRIVEN TOOL H=100mm	60		
AXIAL GEARED-DOWN 2:1 DRIVEN TOOL H=100mm	61		
AXIAL GEARED-UP 1:2 DRIVEN TOOL H=72mm	61		
AXIAL GEARED-UP 1:2 DRIVEN TOOL	62		
AXIAL OPPOSITE FACE DRIVEN TOOL H=72mm	62		
AXIAL OPPOSITE FACE DRIVEN TOOL H=85mm	63		
AXIAL OPPOSITE FACE DRIVEN TOOL H=95mm	63		
AXIAL OPPOSITE FACE DRIVEN TOOL H=100mm	64		
AXIAL SINGLE SIDE TWIN HEAD DRIVEN TOOL IN Y H=72mm	65		
AXIAL SINGLE SIDE TWIN HEAD DRIVEN TOOL IN Y H=85mm	65		
AXIAL SINGLE SIDE TWIN HEAD DRIVEN TOOL IN Y H=100mm	66		
0-180 ADJUSTABLE ANGLE DRIVEN TOOL H=54mm	67		
0-180 ADJUSTABLE ANGLE DRIVEN TOOL WITH DIGITAL DISPLAY	67		
0-180 ADJUSTABLE ANGLE DRIVEN TOOL H=100mm	68		

Table of Contents

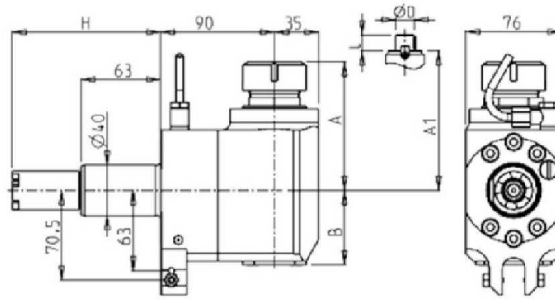

Categorized Listing

0-180 ADJUSTABLE ANGLE DRIVEN TOOL WITH DIGITAL DISPLAY	68
0-180 ADJUSTABLE ANGLE DRIVEN TOOL H=72mm	69
0-180 ADJUSTABLE ANGLE DRIVEN TOOL WITH DIGITAL DISPLAY	69
0-180 ADJUSTABLE ANGLE DRIVEN TOOL GEARED-UP 1:2 H=72mm	70
0-180 ADJUSTABLE ANGLE DRIVEN TOOL GEARED-UP 1:2 WITH DIGITAL DISPLAY	70
DRIVEN GEAR HOBBER	71
GEAR HOBBER - REINFORCED	71
QUICK CHANGE AXIAL MTSK-40 DRIVEN TOOL FOR POWER SKIVING	72
DRIVEN TOOL FOR WORM SCREWS	72
BROACHING/SLOTING TOOL 50mm STROKE H=85mm	73
BROACHING/SLOTING TOOL 25mm STROKE H=85mm	73
STATIC	74
RADIAL STATIC HOLDER H=75mm	74
RADIAL STATIC HOLDER H=90mm	74
RADIAL REAR-SET SINGLE STATIC TOOL	74
RADIAL MULTIPLE STATIC TOOL	75
RADIAL DOUBLE STATIC HOLDER H=90mm	75
RADIAL DOUBLE STATIC HOLDER H=75mm	75
RADIAL DOUBLE SIDE TWIN STATIC TOOL	76
RADIAL DOUBLE MULTIPLE STATIC TOOL	76
RADIAL BLADE HOLDER WITH BLADE KIT	77
RADIAL BLADE HOLDER WITH INTERNAL COOLANT-BLADE KIT NOT	77
AXIAL SINGLE STATIC TOOL	78
AXIAL SINGLE BORING BAR HOLDER H=72mm	78
AXIAL SINGLE BORING BAR HOLDER H=72mm	79
AXIAL SINGLE BORING BAR HOLDER 40mm H=100mm	79
AXIAL SINGLE BORING BAR HOLDER 50mm H=100mm	79
AXIAL SINGLE BORING BAR HOLDER 60mm H=100mm	80
AXIAL SINGLE EXTENDED BORING BAR HOLDER H=72mm	80
AXIAL REAR SET BORING BAR HOLDER H=85mm	80
AXIAL 3 POSITION BORING BAR HOLDER	81
AXIAL 3+3 POSITION BORING BAR HOLDER	81
TAILSTOCK FOR SUBSPINDLE	81
CAPTO DRIVEN	82
RADIAL DRIVEN TOOL CAPTO C4	82
AXIAL DRIVEN TOOL CAPTO C4 H=72mm	82
AXIAL DRIVEN TOOL CAPTO C4 H=85mm	83
AXIAL DRIVEN TOOL CAPTO C4 H=95mm	83
AXIAL DRIVEN TOOL CAPTO C4 H=100mm	84
AXIAL OPPOSITE FACE TWIN DRIVEN TOOL CAPTO C4 H=85mm	84
AXIAL OPPOSITE FACE TWIN DRIVEN TOOL CAPTO C4 H=100mm	84
CAPTO STATIC	85
RADIAL DOUBLE STATIC TOOL CAPTO C4	85
AXIAL SINGLE STATIC TOOL CAPTO C4	86
AXIAL SINGLE STATIC TOOL CAPTO C4	86
AXIAL SINGLE STATIC TOOL CAPTO C5	86
AXIAL SINGLE STATIC TOOL CAPTO C6	87
AXIAL OPPOSITE FACE REAR-SET TWIN STATIC TOOL CAPTO C4	87
ACCESSORIES	88
DRIVEN	88
MTSK-32 ER ADAPTORS	88
MTSK-32 MILL ADAPTORS	89
MTSK-40 ER ADAPTORS	90
MTSK-40 MILL ADAPTORS	91
MTSK-50 ER ADAPTORS	92
MTSK-50 MILL ADAPTORS	93

SL10/20/30

DRIVEN

RADIAL DRIVEN TOOL VDI40



PartNumber	Description	Spindle	I	RPM	Cool Thru	Ext. Cool	A	A1	B	H	Turret
HAS0130132	Radial ER32 Standard	ER32	1:1	6000		X	99.7		58.5	104.85	VDI Std
HAS0130232	Radial ER32 Cool Thru*	ER32	1:1	6000	X	X	99.7		69.5	104.85	VDI Std
HAS0130140	Radial ER40 Standard	ER40	1:1	6000		X	103.7		58.5	104.85	VDI Std
HAS0130240	Radial ER40 Cool Thru*	ER40	1:1	6000	X	X	103.7		69.5	104.85	VDI Std
HAS0132219	Radial Mill Head 22x19mm	22x19	1:1	6000		X		78.5	58.5	104.85	VDI Std
HAS0132721	Radial Mill Head 27x21mm	27x21	1:1	6000		X		78.5	58.5	104.85	VDI Std
HAS0140132	Radial ER32 Standard	ER32	1:1	6000		X	99.7		58.5	117.55	Hybrid 12
HAS0140232	Radial ER32 Cool Thru*	ER32	1:1	6000	X	X	99.7		69.5	117.55	Hybrid 12
HAS0140140	Radial ER40 Standard	ER40	1:1	6000		X	103.7		58.5	117.55	Hybrid 12
HAS0140240	Radial ER40 Cool Thru*	ER40	1:1	6000	X	X	103.7		69.5	117.55	Hybrid 12
HAS0142219	Radial Mill Head 22x19mm	22x19	1:1	6000		X		78.5	58.5	117.55	Hybrid 12
HAS0142721	Radial Mill Head 27x21mm	27x21	1:1	6000		X		78.5	58.5	117.55	Hybrid 12

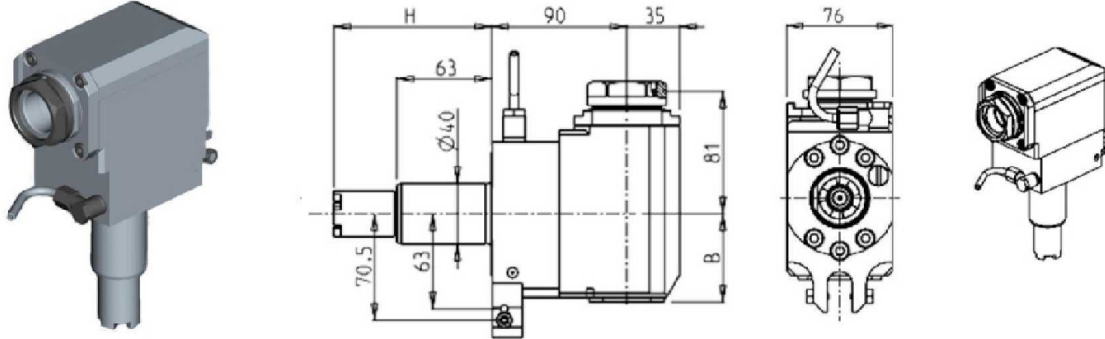
* Coolant Thru tools are designed for 1000 psi.
They require 5 Micron Filtration and **CANNOT** be run dry.

SL10/20/30

DRIVEN

QUICK CHANGE RADIAL MTSK DRIVEN TOOL VDI40

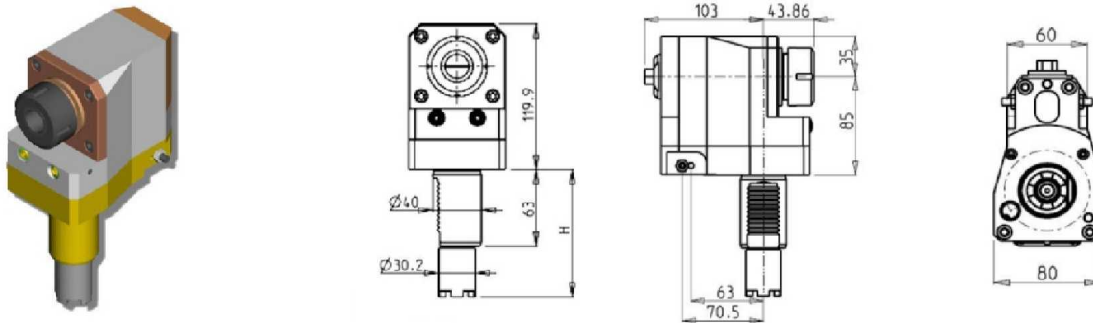
See Accessories for MTSK Adaptors



PartNumber	Description	Spindle	I	RPM	Cool Thru	Ext. Cool	B	H	Turret
HAS0270140	Radial MTSK-40 Standard	MTSK-40	1:1	6000		X	58.5	104.85	VDI Std
HAS0270240	Radial MTSK-40 Cool Thru*	MTSK-40	1:1	6000	X	X	69.5	104.85	VDI Std
HAS0280140	Radial MTSK-40 Standard	MTSK-40	1:1	6000		X	58.5	117.55	Hybrid 12
HAS0280240	Radial MTSK-40 Cool Thru*	MTSK-40	1:1	6000	X	X	69.5	117.55	Hybrid 12

* Coolant Thru tools are designed for 1000 psi.
They require 5 Micron Filtration and **CANNOT** be run dry.

RADIAL REAR-SET DRIVEN TOOL VDI40

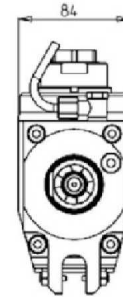
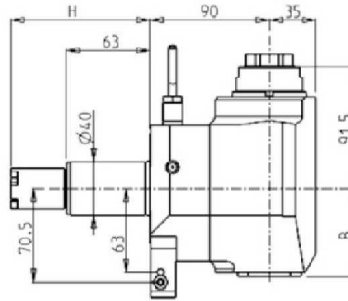



PartNumber	Description	Spindle	I	RPM	Ext. Cool	H	Turret
HAS0030232	Radial Rear-Set ER32	ER32	1:1	6000	X	104.85	VDI Std
HAS0040232	Radial Rear-Set ER32	ER32	1:1	6000	X	117.55	Hybrid 12

SL10/20/30

DRIVEN

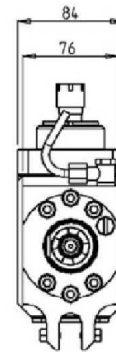
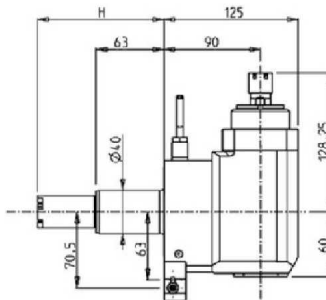

RADIAL GEARED-UP 1:2 DRIVEN TOOL VDI40



PartNumber	Description	Spindle	I	RPM	Cool Thru	Ext. Cool	B	H	Turret
HAS0150132	Radial Geared-Up 1:2 ERA32	ERA32	1:2	12000		X	66	104.85	VDI Std
HAS0150232	Radial Geared-Up 1:2 ERA32 Cool Thru*	ERA32	1:2	12000	X	X	76	104.85	VDI Std
HAS0160132	Radial Geared-Up 1:2 ERA32	ERA32	1:2	12000		X	66	117.55	Hybrid 12
HAS0160232	Radial Geared-Up 1:2 ERA32 Cool Thru*	ERA32	1:2	12000	X	X	76	117.55	Hybrid 12

* Coolant Thru tools are designed for 1000 psi.
They require 5 Micron Filtration and **CANNOT** be run dry.

RADIAL GEARED-UP 1:3 DRIVEN TOOL VDI40

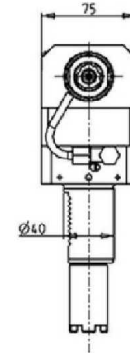
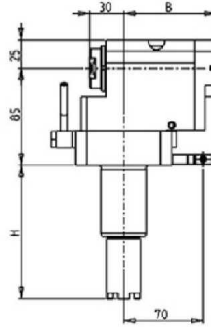



PartNumber	Description	Spindle	I	RPM	Ext Cool	H	Turret
HAS0330016	Radial Geared-Up 1:3 ER16	ER16	1:3	18000	X	104.85	VDI Std
HAS0340016	Radial Geared-Up 1:3 ER16	ER16	1:3	18000	X	117.55	Hybrid 12

SL10/20/30

DRIVEN

RADIAL GEARED-UP 1:3 REAR-SET DRIVEN TOOL VDI40



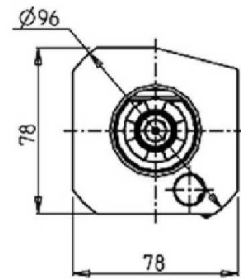
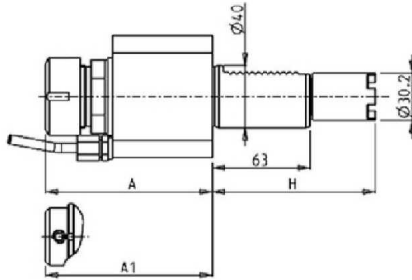

PartNumber	Description	Spindle	I	RPM	Cool Thru	Ext Cool	B	H	Turret
HAS0420116	Radial Geared-Up 1:3 ERA16	ERA16	1:3	18000		X	70.5	104.85	VDI Std
HAS0420216	Radial Geared-Up 1:3 ERA16 Cool Thru*	ERA16	1:3	18000	X	X	83	104.85	VDI Std
HAS0410116	Radial Geared-Up 1:3 ERA16	ERA16	1:3	18000		X	70.5	117.55	Hybrid 12
HAS0410216	Radial Geared-Up 1:3 ERA16 Cool Thru*	ERA16	1:3	18000	X	X	83	117.55	Hybrid 12

* Coolant Thru tools are designed for 1000 psi.
They require 5 Micron Filtration and **CANNOT** be run dry.

SL10/20/30

DRIVEN

AXIAL DRIVEN TOOL VDI40

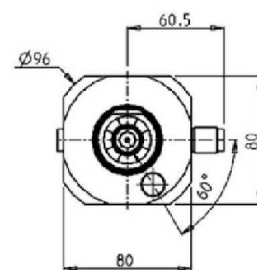
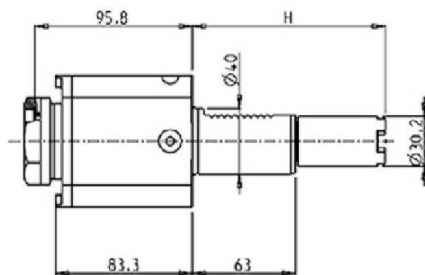


PartNumber	Description	Spindle	I	RPM	Cool Thru	Ext. Cool	A	A1	H	Turret
HAS0010325	Axial ERA25 Standard	ERA25	1:1	6000		X	74		104.85	VDI Std
HAS0010232	Axial ER32 Standard	ER32	1:1	6000		X	107.26		104.85	VDI Std
HAS0010132	Axial ER32 Cool Thru*	ER32	1:1	6000	X	X	110.46		104.85	VDI Std
HAS0010525	Axial Weldon 25	Weldon 25	1:1	6000		X		97.1	104.85	VDI Std
HAS0020325	Axial ERA25 Standard	ERA25	1:1	6000		X	74		117.55	Hybrid 12
HAS0020232	Axial ER32 Standard	ER32	1:1	6000		X	107.26		117.55	Hybrid 12
HAS0020132	Axial ER32 Cool Thru*	ER32	1:1	6000	X	X	110.46		117.55	Hybrid 12
HAS0020525	Axial Weldon 25	Weldon 25	1:1	6000		X		97.1	117.55	Hybrid 12

*Coolant Thru tools are designed for 400 psi MAX.
They require 5 Micron Filtration and **CANNOT** be run dry.

QUICK CHANGE AXIAL MTSK DRIVEN TOOL VDI40

See Accessories for MTSK Adaptors

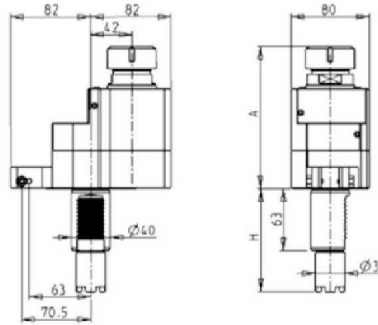



PartNumber	Description	Spindle	I	RPM	Ext Cool	H	Turret
HAS0510140	Axial MTSK-40	MTSK-40	1:1	6000	X	104.85	VDI Std
HAS0500140	Axial MTSK-40	MTSK-40	1:1	6000	X	117.55	Hybrid 12

SL10/20/30

DRIVEN

AXIAL DRIVEN TOOL REDIRECTED BY 42mm VDI40



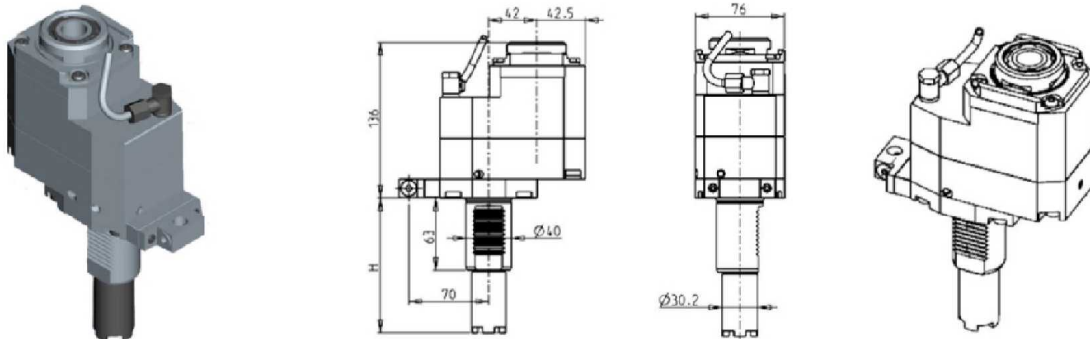
PartNumber	Description	Spindle	I	RPM	Cool Thru	Ext. Cool	A	H	Turret
HAS0070032	Axial Redirected ER32	ER32	1:1	6000		X	144.66	104.85	VDI Std
HAS0071132	Axial Redirected ER32 Cool Thru*	ER32	1:1	6000	X		164.96	104.85	VDI Std
HAS0072132	Axial Geared Down Redirected ER32	ER32	2:1	3000		X	144.66	104.85	VDI Std
HAS0074232	Axial Geared Down ER32 Cool Thru*	ER32	2:1	3000	X		164.96	104.85	VDI Std
HAS0080032	Axial ER32	ER32	1:1	6000		X	144.66	117.55	Hybrid 12
HAS0081132	Axial ER32 Cool Thru*	ER32	1:1	6000	X		164.96	117.55	Hybrid 12
HAS0082132	Axial Geared-Down 2:1 ER32	ER32	2:1	3000		X	144.66	117.55	Hybrid 12
HAS0084232	Axial Geared-Down 2:1 ER32 Cool Thru*	ER32	2:1	3000	X		164.96	117.55	Hybrid 12

*Coolant Thru tools are designed for 400 psi MAX.
They require 5 Micron Filtration and **CANNOT** be run dry.

SL10/20/30

DRIVEN

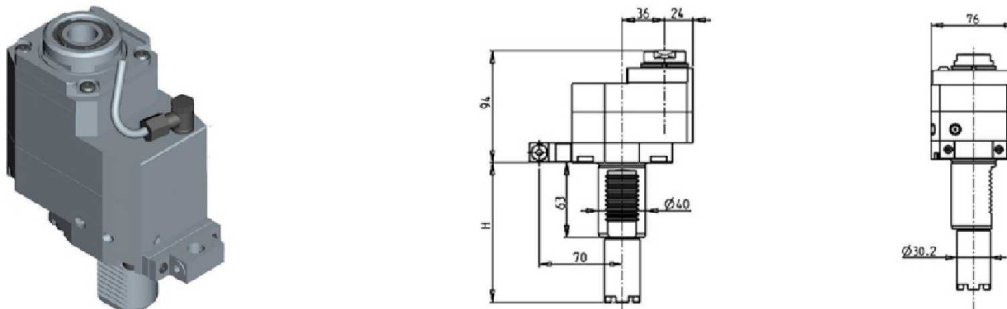
AXIAL GEARED-UP 1:2 DRIVEN TOOL REDIRECTED BY 42mm VDI40



PartNumber	Description	Spindle	I	RPM	Cool Thru	Ext. Cool	H	Turret
HAS0307132	Axial Geared-Up 1:2 ERA32	ERA32	1:2	12000		X	104.85	VDI Std
HAS0307232	Axial Geared-Up 1:2 ERA32 Cool Thru*	ERA32	1:2	12000	X	X	104.85	VDI Std
HAS0317132	Axial Geared-Up 1:2 ERA32	ERA32	1:2	12000		X	117.55	Hybrid 12
HAS0317232	Axial Geared-Up 1:2 ERA32 Cool Thru*	ERA32	1:2	12000	X	X	117.55	Hybrid 12

* Coolant Thru tools are designed for 1000 psi.
They require 5 Micron Filtration and **CANNOT** be run dry.

AXIAL GEARED-UP 1:3 DRIVEN TOOL REDIRECTED BY 36mm VDI40



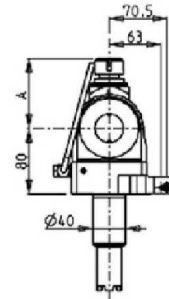
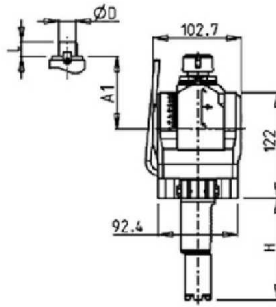
PartNumber	Description	Spindle	I	RPM	Cool Thru	Ext Cool	H	Turret
HAS0390116	Axial Geared-Up 1:3 ERA16	ERA16	1:3	18000		X	104.85	VDI Std
HAS0390216	Axial Geared-Up 1:3 ERA16 Cool Thru*	ERA16	1:3	18000	X	X	104.85	VDI Std
HAS0380116	Axial Geared-Up 1:3 ERA16	ERA16	1:3	18000		X	117.55	Hybrid 12
HAS0380216	Axial Geared-Up 1:3 ERA16 Cool Thru*	ERA16	1:3	18000	X	X	117.55	Hybrid 12

* Coolant Thru tools are designed for 1000 psi.
They require 5 Micron Filtration and **CANNOT** be run dry.

SL10/20/30

DRIVEN

(0-180) ADJUSTABLE ANGLE DRIVEN TOOL VDI40



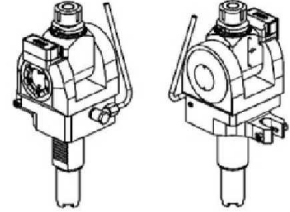
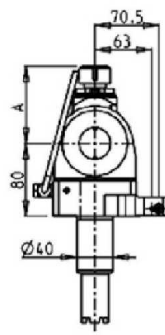
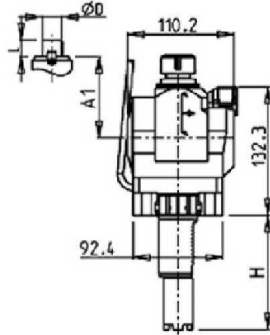

PartNumber	Description	Spindle	I	RPM	Ext Cool	A	A1	D	L	H	Turret
HAS0470120	Adj. Angle (0-180) ER20	ER20	1:1	6000	X	85.16				104.85	VDI Std
HAS0470125	Adj. Angle (0-180) ER25	ER20	1:1	6000	X	86.16				104.85	VDI Std
HAS0470519	Adj. Angle (0-180) 3/4"x3/4"	3/4"x3/4"	1:1	6000	X	65	3/4"	3/4"	104.85	104.85	VDI Std
HAS0470516	Adj. Angle (0-180) 16x17mm	16x17	1:1	6000	X	65	16	17	104.85	104.85	VDI Std
HAS0470522	Adj. Angle (0-180) 22x19mm	22x19	1:1	6000	X	66	22	19	104.85	104.85	VDI Std
HAS0480120	Adj. Angle (0-180) ER20	ER20	1:1	6000	X	85.16				117.55	Hybrid 12
HAS0480125	Adj. Angle (0-180) ER25	ER25	1:1	6000	X	86.16				117.55	Hybrid 12
HAS0480519	Adj. Angle (0-180) 3/4"x3/4"	3/4"x3/4"	1:1	6000	X	65	3/4"	3/4"	117.55	117.55	Hybrid 12
HAS0480516	Adj. Angle (0-180) 16x17mm	16x17	1:1	6000	X	65	16	17	117.55	117.55	Hybrid 12
HAS0480522	Adj. Angle (0-180) 22x19mm	22x19	1:1	6000	X	66	22	19	117.55	117.55	Hybrid 12

Note : Wrenches are provided with the purchase of Specialty Toolholders

SL10/20/30

DRIVEN

(0-180) ADJUSTABLE ANGLE DRIVEN TOOL WITH DIGITAL DISPLAY VDI40



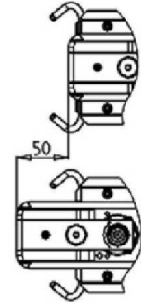
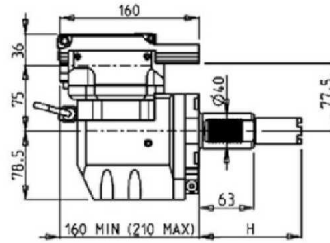
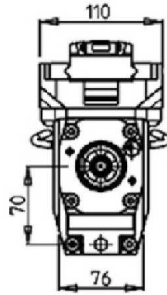

PartNumber	Description	Spindle	I	RPM	Ext Cool	A	A1	D	L	H	Turret
HAS0440120	Adj. Angle (0-180) ER20 with Digital Display	ER20	1:1	6000	X	85.16				104.85	VDI Std
HAS0440125	Adj. Angle (0-180) ER25 with Digital Display	ER25	1:1	6000	X	86.16				104.85	VDI Std
HAS0440519	Adj. Angle (0-180) 3/4"x3/4" with Digital Display	3/4"x3/4"	1:1	6000	X		65	3/4"	3/4"	104.85	VDI Std
HAS0440516	Adj. Angle (0-180) 16x17mm with Digital Display	16x17	1:1	6000	X		65	16	17	104.85	VDI Std
HAS0440522	Adj. Angle (0-180) 22x19mm with Digital Display	22x19	1:1	6000	X		66	22	19	104.85	VDI Std
HAS0450120	Adj. Angle (0-180) ER20 with Digital Display	ER20	1:1	6000	X	85.16				117.55	Hybrid 12
HAS0450125	Adj. Angle (0-180) ER25 with Digital Display	ER25	1:1	6000	X	86.16				117.55	Hybrid 12
HAS0450519	Adj. Angle (0-180) 3/4"x3/4" with Digital Display	3/4"x3/4"	1:1	6000	X		65	3/4"	3/4"	117.55	Hybrid 12
HAS0450516	Adj. Angle (0-180) 16x17mm with Digital Display	16x17	1:1	6000	X		65	16	17	117.55	Hybrid 12
HAS0450522	Adj. Angle (0-180) 22x19mm with Digital Display	22x19	1:1	6000	X		66	22	19	117.55	Hybrid 12

Note : Wrenches are provided with the purchase of Specialty Toolholders

SL10/20/30

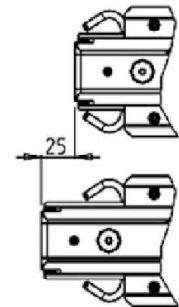
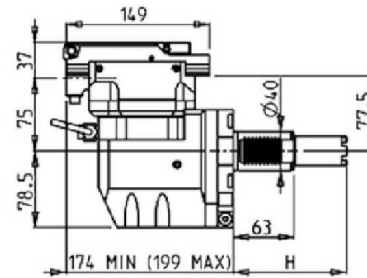
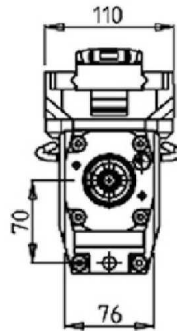

DRIVEN

BROACHING/SLOTING DRIVEN TOOL VDI40 50mm STROKE



PartNumber	Description	I	MAX RPM	Ext Cool	H	Turret
HAS0360100	Broaching/Slotting Driven Tool 50mm Stroke	4:1	2000	X	104.85	VDI Std
HAS0350100	Broaching/Slotting Driven Tool 50mm Stroke	4:1	2000	X	117.55	Hybrid 12

BROACHING/SLOTING DRIVEN TOOL VDI40 25mm STROKE

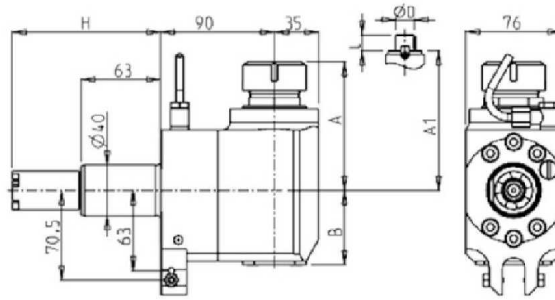


PartNumber	Description	I	MAX RPM	Ext Cool	H	Turret
HAS0360200	Broaching/Slotting Driven Tool 25mm Stroke	4:1	2400	X	104.85	VDI Std
HAS0350200	Broaching/Slotting Driven Tool 25mm Stroke	4:1	2400	X	117.55	Hybrid 12

SL40 - ST40/45

DRIVEN

RADIAL DRIVEN TOOL VDI40



PartNumber	Description	Spindle	I	RPM	Cool Thru	Ext. Cool	A	A1	B	H	Turret
HAS0140132	Radial ER32	ER32	1:1	6000		X	99.7	58.5	117.55	VDI Std	
HAS0140232	Radial ER32 Cool Thru*	ER32	1:1	6000	X	X	99.7	69.5	117.55	VDI Std	
HAS0140140	Radial ER40	ER40	1:1	6000		X	103.7	58.5	117.55	VDI Std	
HAS0140240	Radial ER40 Cool Thru*	ER40	1:1	6000	X	X	103.7	69.5	117.55	VDI Std	
HAS0142219	Radial Mill Head 22x19mm	22x19	1:1	6000		X	78.5	58.5	117.55	VDI Std	
HAS0142721	Radial Mill Head 27x21mm	27x21	1:1	6000		X	78.5	58.5	117.55	VDI Std	
HAS0180132	Radial ER32	ER32	1:1	6000		X	99.7	58.5	130.25	Hybrid 12	
HAS0180232	Radial ER32 Cool Thru*	ER32	1:1	6000	X	X	99.7	69.5	130.25	Hybrid 12	
HAS0180140	Radial ER40	ER40	1:1	6000		X	103.7	58.5	130.25	Hybrid 12	
HAS0180240	Radial ER40 Cool Thru*	ER40	1:1	6000	X	X	103.7	69.5	130.25	Hybrid 12	
HAS0182219	Radial Mill Head 22x19mm	22x19	1:1	6000		X	78.5	58.5	130.25	Hybrid 12	
HAS0182721	Radial Mill Head 27x21mm	27x21	1:1	6000		X	78.5	58.5	130.25	Hybrid 12	

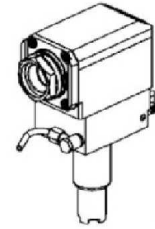
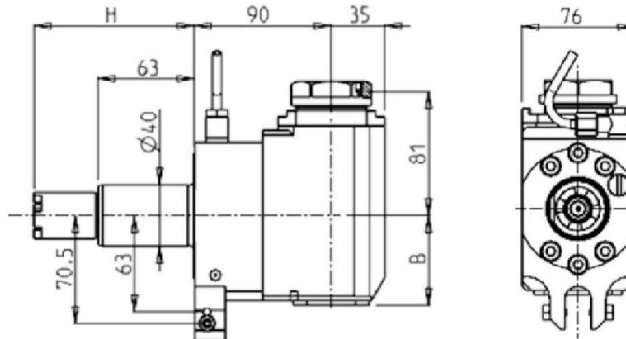
* Coolant Thru tools are designed for 1000 psi.
They require 5 Micron Filtration and **CANNOT** be run dry.

SL40 - ST40/45

DRIVEN

QUICK CHANGE RADIAL MTSK DRIVEN TOOL VDI40

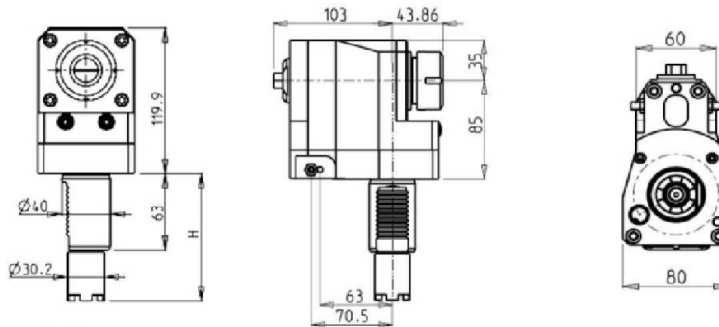
See Accessories for MTSK Adaptors



PartNumber	Description	Spindle	I	RPM	Cool Thru	Ext. Cool	B	H	Turret
HAS0280140	Radial MTSK-40	MTSK-40	1:1	6000		X	58.5	117.55	VDI Std
HAS0280240	Radial MTSK-40 Cool Thru*	MTSK-40	1:1	6000	X	X	69.5	117.55	VDI Std
HAS0260140	Radial MTSK-40	MTSK-40	1:1	6000		X	58.5	130.25	Hybrid 12
HAS0260240	Radial MTSK-40 Cool Thru*	MTSK-40	1:1	6000	X	X	69.5	130.25	Hybrid 12

* Coolant Thru tools are designed for 1000 psi.
They require 5 Micron Filtration and **CANNOT** be run dry.

RADIAL REAR-SET DRIVEN TOOL VDI40

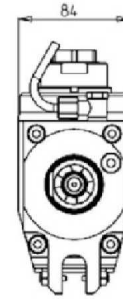
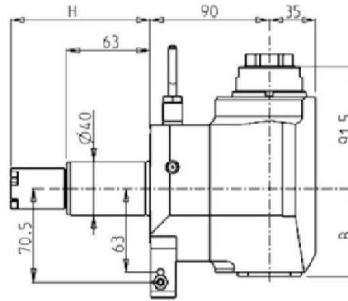



PartNumber	Description	Spindle	I	RPM	Ext. Cool	H	Turret
HAS0040232	Radial Redirected ER32	ER32	1:1	6000	X	117.55	VDI Std
HAS0190232	Radial Redirected ER32	ER32	1:1	6000	X	130.25	Hybrid 12

SL40 - ST40/45

DRIVEN

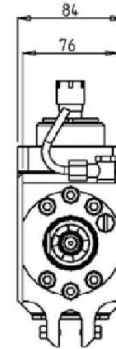
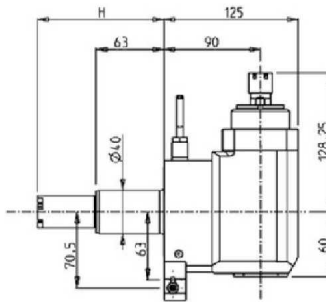

RADIAL GEARED-UP 1:2 DRIVEN TOOL VDI40



PartNumber	Description	Spindle	I	RPM	Cool Thru	Ext. Cool	B	H	Turret
HAS0160132	Radial Geared-Up 1:2 ERA32	ERA32	1:2	12000		X	66	117.55	VDI Std
HAS0160232	Radial Geared-Up 1:1 ERA32 Cool Thru*	ERA32	1:2	12000	X	X	76	117.55	VDI Std
HAS0210132	Radial Geared-Up 1:2 ERA32	ERA32	1:2	12000		X	66	130.25	Hybrid 12
HAS0210232	Radial Geared-Up 1:2 ERA32 Cool Thru*	ERA32	1:2	12000	X	X	76	130.25	Hybrid 12

* Coolant Thru tools are designed for 1000 psi.
They require 5 Micron Filtration and **CANNOT** be run dry.

RADIAL GEARED-UP 1:3 DRIVEN TOOL VDI40

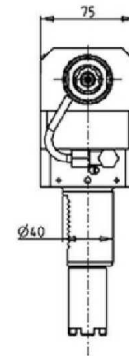
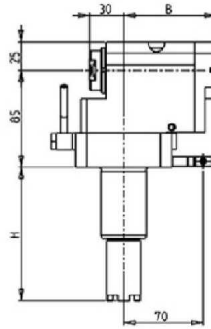



PartNumber	Description	Spindle	I	RPM	Ext Cool	H	Turret
HAS0340016	Radial Geared-Up 1:3 ER16	ER16	1:3	18000	X	117.55	VDI Std
HAS0320016	Radial Geared-Up 1:3 ER16	ER16	1:3	18000	X	130.25	Hybrid 12

SL40 - ST40/45

DRIVEN

RADIAL GEARED-UP 1:3 REAR-SET DRIVEN TOOL VDI40



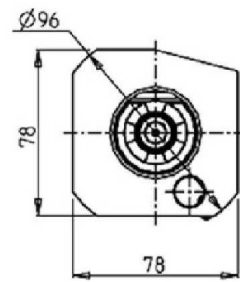
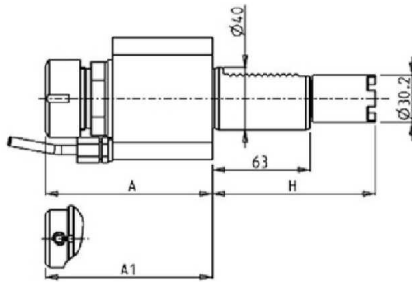

PartNumber	Description	Spindle	I	RPM	Cool Thru	Ext Cool	B	H	Turret
HAS0410116	Radial Geared-Up 1:3 ERA16	ERA16	1:3	18000		X	70.5	117.55	VDI Std
HAS0410216	Radial Geared-Up 1:3 ERA16 Cool Thru*	ERA16	1:3	18000	X	X	83	117.55	VDI Std
HAS0430116	Radial Geared-Up 1:3 ERA16	ERA16	1:3	18000		X	70.5	130.25	Hybrid 12
HAS0430216	Radial Geared-Up 1:3 ERA16 Cool Thru*	ERA16	1:3	18000	X	X	83	130.25	Hybrid 12

* Coolant Thru tools are designed for 1000 psi.
They require 5 Micron Filtration and **CANNOT** be run dry.

SL40 - ST40/45

DRIVEN

AXIAL DRIVEN TOOL VDI40

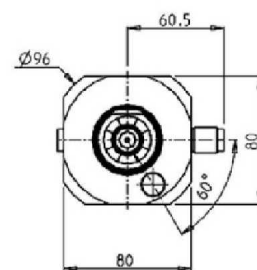
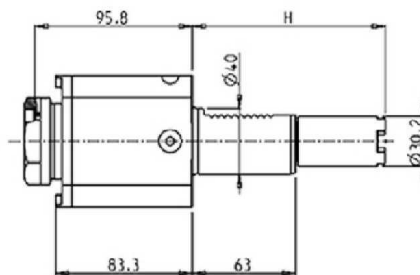


PartNumber	Description	Spindle	I	RPM	Cool Thru	Ext. Cool	A	A1	H	Turret
HAS0020325	Axial ERA25	ERA25	1:1	6000		X	74		117.55	VDI Std
HAS0020232	Axial ER32	ER32	1:1	6000		X	107.26		117.55	VDI Std
HAS0020132	Axial ER32 Cool Thru*	ER32	1:1	6000	X	X	110.46		117.55	VDI Std
HAS0020525	Axial Weldon 25	Weldon 25	1:1	6000		X		97.1	117.55	VDI Std
HAS0170325	Axial ERA25	ERA25	1:1	6000		X	74		130.25	Hybrid 12
HAS0170232	Axial ER32	ER32	1:1	6000		X	107.26		130.25	Hybrid 12
HAS0170132	Axial ER32 Cool Thru*	ER32	1:1	6000	X	X	110.46		130.25	Hybrid 12
HAS0170525	Axial Weldon 25	Weldon 25	1:1	6000		X		97.1	130.25	Hybrid 12

*Coolant Thru tools are designed for 400 psi MAX.
They require 5 Micron Filtration and **CANNOT** be run dry.

QUICK CHANGE AXIAL MTSK DRIVEN TOOL VDI40

See Accessories for MTSK Adaptors

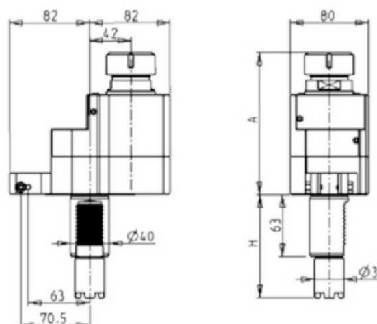



PartNumber	Description	Spindle	I	RPM	Ext Cool	H	Turret
HAS0500140	Axial MTSK-40	MTSK-40	1:1	6000	X	117.55	VDI Std
HAS0520140	Axial MTSK-40	MTSK-40	1:1	6000	X	130.25	Hybrid 12

SL40 - ST40/45

DRIVEN

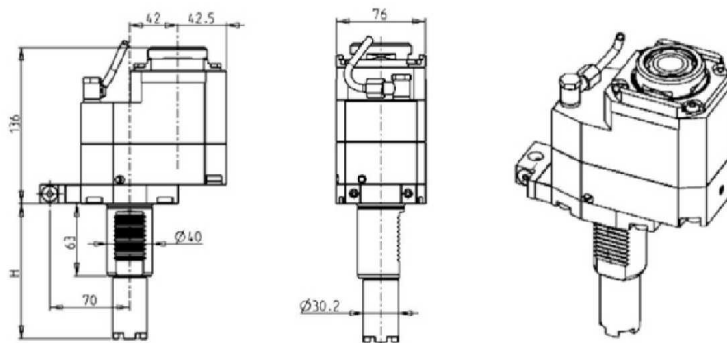
AXIAL DRIVEN TOOL REDIRECTED BY 42mm VDI40



PartNumber	Description	Spindle	I	RPM	Cool Thru	Ext. Cool	A	H	Turret
HAS0080032	Axial ER32	ER32	1:1	6000		X	144.66	117.55	VDI Std
HAS0081132	Axial ER32 Cool Thru*	ER32	1:1	6000	X		164.96	117.55	VDI Std
HAS0082132	Axial Geared-Down 2:1 ER32	ER32	2:1	3000		X	144.66	117.55	VDI Std
HAS0084232	Axial Geared-Down 2:1 ER32 Cool Thru*	ER32	2:1	3000	X		164.96	117.55	VDI Std
HAS0200032	Axial ER32	ER32	1:1	6000		X	144.66	130.25	Hybrid 12
HAS0201132	Axial ER32 Cool Thru*	ER32	1:1	6000	X		164.96	130.25	Hybrid 12
HAS0202132	Axial Geared-Down 2:1 ER32	ER32	2:1	3000		X	144.66	130.25	Hybrid 12
HAS0204232	Axial Geared-Down 2:1 ER32 Cool Thru*	ER32	2:1	3000	X		164.96	130.25	Hybrid 12

*Coolant Thru tools are designed for 400 psi MAX.
They require 5 Micron Filtration and **CANNOT** be run dry.

AXIAL GEARED-UP 1:2 DRIVEN TOOL REDIRECTED BY 42mm VDI40



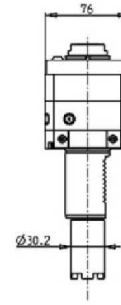
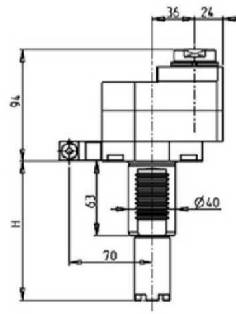

PartNumber	Description	Spindle	I	RPM	Cool Thru	Ext. Cool	H	Turret
HAS0317132	Axial Geared-Up 1:2 ERA32	ERA32	1:2	12000		X	117.55	VDI Std
HAS0317232	Axial Geared-Up 1:2 ERA32 Cool Thru*	ERA32	1:2	12000	X	X	117.55	VDI Std
HAS0297132	Axial Geared-Up 1:2 ERA32	ERA32	1:2	12000		X	130.25	Hybrid 12
HAS0297232	Axial Geared-Up 1:2 ERA32 Cool Thru*	ERA32	1:2	12000	X	X	130.25	Hybrid 12

* Coolant Thru tools are designed for 1000 psi.
They require 5 Micron Filtration and **CANNOT** be run dry.

SL40 - ST40/45

DRIVEN

AXIAL GEARED-UP 1:3 DRIVEN TOOL REDIRECTED BY 36mm VDI40



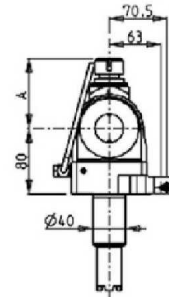
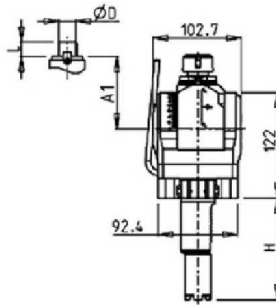

PartNumber	Description	Spindle	I	RPM	Cool Thru	Ext Cool	H	Turret
HAS0380116	Axial Geared-Up 1:3 ERA16	ERA16	1:3	18000		X	117.55	VDI Std
HAS0380216	Axial Geared-Up 1:3 ERA16 Cool Thru*	ERA16	1:3	18000	X	X	117.55	VDI Std
HAS0400116	Axial Geared-Up 1:3 ERA16	ERA16	1:3	18000		X	130.25	Hybrid 12
HAS0400216	Axial Geared-Up 1:3 ERA16 Cool Thru*	ERA16	1:3	18000	X	X	130.25	Hybrid 12

* Coolant Thru tools are designed for 1000 psi.
They require 5 Micron Filtration and **CANNOT** be run dry.

SL40 - ST40/45

DRIVEN

(0-180) ADJUSTABLE ANGLE DRIVEN TOOL VDI40



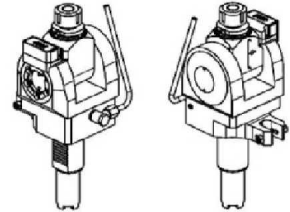
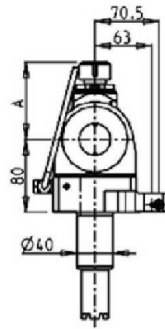
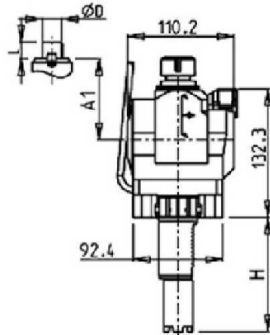

PartNumber	Description	Spindle	I	RPM	Ext Cool	A	A1	D	L	H	Turret
HAS0480120	Adj. Angle (0-180) ER20	ER20	1:1	6000	X	85.16				117.55	VDI Std
HAS0480125	Adj. Angle (0-180) ER25	ER25	1:1	6000	X	86.16				117.55	VDI Std
HAS0480519	Adj. Angle (0-180) 3/4"x3/4"	3/4"x3/4"	1:1	6000	X	65	3/4"	3/4"	117.55	117.55	VDI Std
HAS0480516	Adj. Angle (0-180) 16x17mm	16x17	1:1	6000	X	65	16	17	117.55	117.55	VDI Std
HAS0480522	Adj. Angle (0-180) 22x19mm	22x19	1:1	6000	X	66	22	19	117.55	117.55	VDI Std
HAS0490120	Adj. Angle (0-180) ER20	ER20	1:1	6000	X	85.16				130.25	Hybrid 12
HAS0490125	Adj. Angle (0-180) ER25	ER25	1:1	6000	X	86.16				130.25	Hybrid 12
HAS0490519	Adj. Angle (0-180) 3/4"x3/4"	3/4"x3/4"	1:1	6000	X	65	3/4"	3/4"	130.25	130.25	Hybrid 12
HAS0490516	Adj. Angle (0-180) 16x17mm	16x17	1:1	6000	X	65	16	17	130.25	130.25	Hybrid 12
HAS0490522	Adj. Angle (0-180) 22x19mm	22x19	1:1	6000	X	66	22	19	130.25	130.25	Hybrid 12

Note : Wrenches are provided with the purchase of Specialty Toolholders

SL40 - ST40/45

DRIVEN

(0-180) ADJUSTABLE ANGLE DRIVEN TOOL WITH DIGITAL DISPLAY VDI40



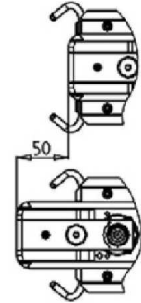
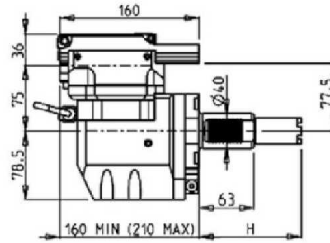
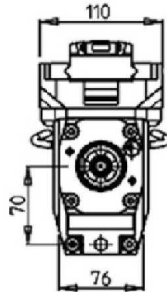

PartNumber	Description	Spindle	I	RPM	Ext Cool	A	A1	D	L	H	Turret
HAS0450120	Adj. Angle (0-180) ER20 with Digital Display	ER20	1:1	6000	X	85.16				117.55	VDI Std
HAS0450125	Adj. Angle (0-180) ER25 with Digital Display	ER25	1:1	6000	X	86.16				117.55	VDI Std
HAS0450519	Adj. Angle (0-180) 3/4"x3/4" with Digital Display	3/4"x3/4"	1:1	6000	X		65	3/4"	3/4"	117.55	VDI Std
HAS0450516	Adj. Angle (0-180) 16x17mm with Digital Display	16x17	1:1	6000	X		65	16	17	117.55	VDI Std
HAS0450522	Adj. Angle (0-180) 22x19mm with Digital Display	22x19	1:1	6000	X		66	22	19	117.55	VDI Std
HAS0460120	Adj. Angle (0-180) ER20 with Digital Display	ER20	1:1	6000	X	85.16				130.25	Hybrid 12
HAS0460125	Adj. Angle (0-180) ER25 with Digital Display	ER25	1:1	6000	X	86.16				130.25	Hybrid 12
HAS0460519	Adj. Angle (0-180) 3/4"x3/4" with Digital Display	3/4"x3/4"	1:1	6000	X		65	3/4"	3/4"	130.25	Hybrid 12
HAS0460516	Adj. Angle (0-180) 16x17mm with Digital Display	16x17	1:1	6000	X		65	16	17	130.25	Hybrid 12
HAS0460522	Adj. Angle (0-180) 22x19mm with Digital Display	22x19	1:1	6000	X		66	22	19	130.25	Hybrid 12

Note : Wrenches are provided with the purchase of Specialty Toolholders

SL40 - ST40/45

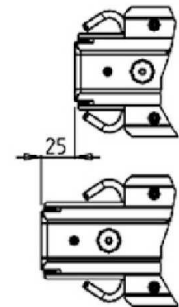
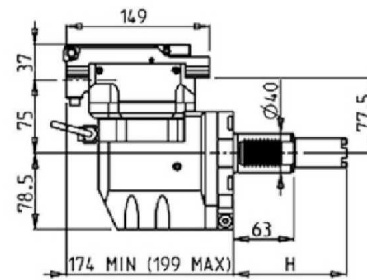
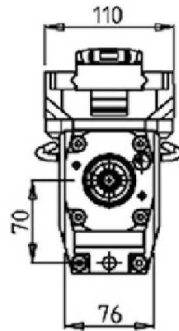

DRIVEN

BROACHING/SLOTING DRIVEN TOOL VDI40 50mm STROKE



PartNumber	Description	I	MAX RPM	Ext Cool	H	Turret
HAS0350100	Broaching/Slotting Driven Tool 50mm Stroke	4:1	2000	X	117.55	VDI Std
HAS0370100	Broaching/Slotting Driven Tool 50mm Stroke	4:1	2000	X	130.25	Hybrid 12

BROACHING/SLOTING DRIVEN TOOL VDI40 25mm STROKE



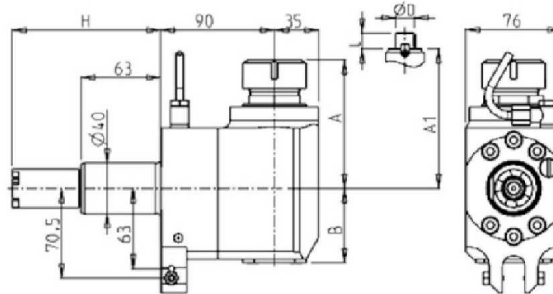

PartNumber	Description	I	MAX RPM	Ext Cool	H	Turret
HAS0350200	Broaching/Slotting Driven Tool 25mm Stroke	4:1	2400	X	117.55	VDI Std
HAS0370200	Broaching/Slotting Driven Tool 25mm Stroke	4:1	2400	X	130.25	Hybrid 12

ST10/15/20/25/30/35 - DS30 - TL15/25

DRIVEN

RADIAL DRIVEN TOOL VDI40

ST10/15/20/25/30/35 - DS30 - TL15/25



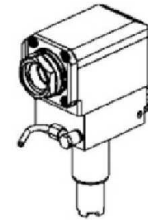
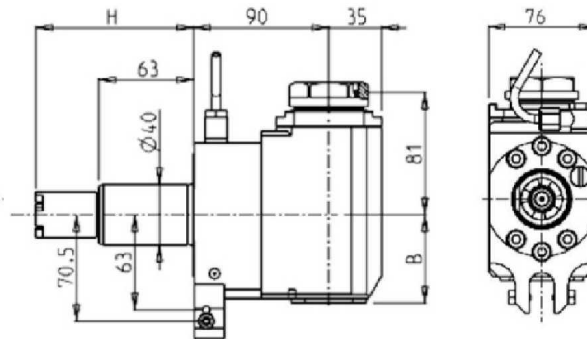
PartNumber	Description	Spindle	I	RPM	Cool Thru	Ext. Cool	A	A1	B	H	Turret
HAS0140132	Radial ER32	ER32	1:1	6000		X	99.7	58.5	117.55	VDI Std/Hybrid	
HAS0140232	Radial ER32 Cool Thru*	ER32	1:1	6000	X	X	99.7	69.5	117.55	VDI Std/Hybrid	
HAS0140140	Radial ER40	ER40	1:1	6000		X	103.7	58.5	117.55	VDI Std/Hybrid	
HAS0140240	Radial ER40 Cool Thru*	ER40	1:1	6000	X	X	103.7	69.5	117.55	VDI Std/Hybrid	
HAS0142219	Radial Mill Head 22x19mm	22x19	1:1	6000		X	78.5	58.5	117.55	VDI Std/Hybrid	
HAS0142721	Radial Mill Head 27x21mm	27x21	1:1	6000		X	78.5	58.5	117.55	VDI Std/Hybrid	

* Coolant Thru tools are designed for 1000 psi.
They require 5 Micron Filtration and **CANNOT** be run dry.

QUICK CHANGE RADIAL MTSK DRIVEN TOOL VDI40

ST10/15/20/25/30/35 - DS30 - TL15/25

See Accessories for MTSK Adaptors



PartNumber	Description	Spindle	I	RPM	Cool Thru	Ext. Cool	B	H	Turret
HAS0280140	Radial MTSK-40	MTSK-40	1:1	6000		X	58.5	117.55	VDI Std/Hybrid
HAS0280240	Radial MTSK-40 Cool Thru*	MTSK-40	1:1	6000	X	X	69.5	117.55	VDI Std/Hybrid

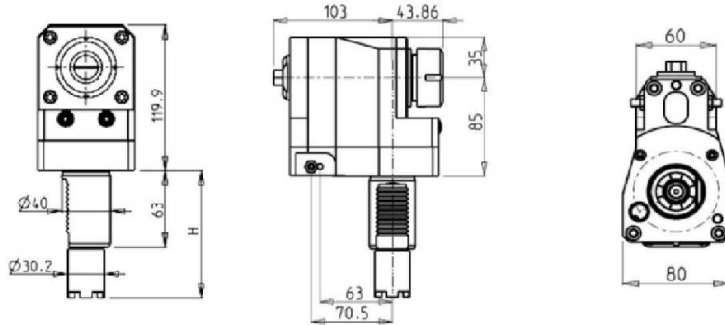
* Coolant Thru tools are designed for 1000 psi.
They require 5 Micron Filtration and **CANNOT** be run dry.

ST10/15/20/25/30/35 - DS30 - TL15/25

DRIVEN

RADIAL REAR-SET DRIVEN TOOL VDI40

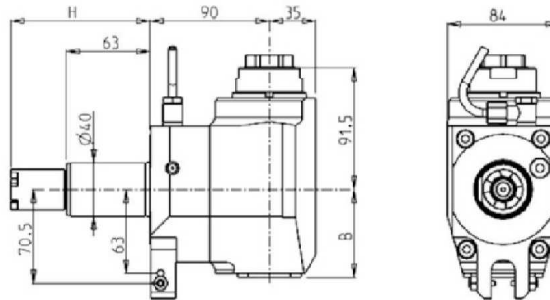

ST10/15/20/25/30/35 - DS30 - TL15/25



PartNumber	Description	Spindle	I	RPM	Ext. Cool	H	Turret
HAS0040232	Radial Redirected ER32	ER32	1:1	6000	X	117.55	VDI Std/Hybrid

RADIAL GEARED-UP 1:2 DRIVEN TOOL VDI40

ST10/15/20/25/30/35 - DS30 - TL15/25



PartNumber	Description	Spindle	I	RPM	Cool Thru	Ext. Cool	B	H	Turret
HAS0160132	Radial ERA32	ERA32	1:2	12000		X	66	117.55	VDI Std/Hybrid
HAS0160232	Radial ERA32 Cool Thru*	ERA32	1:2	12000	X	X	76	117.55	VDI Std/Hybrid

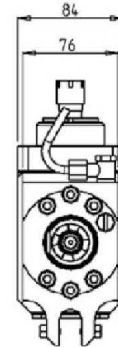
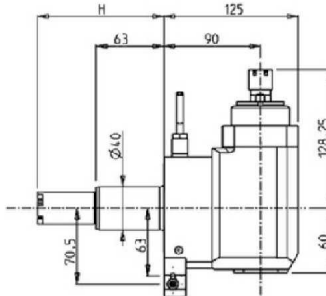

* Coolant Thru tools are designed for 1000 psi.
They require 5 Micron Filtration and **CANNOT** be run dry.

ST10/15/20/25/30/35 - DS30 - TL15/25

DRIVEN

RADIAL GEARED-UP 1:3 DRIVEN TOOL VDI40

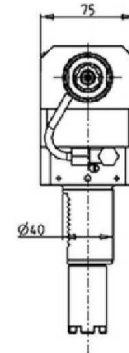
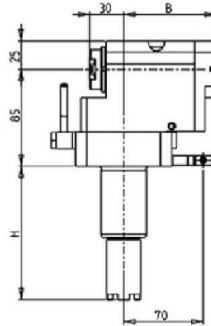

ST10/15/20/25/30/35 - DS30 - TL15/25



PartNumber	Description	Spindle	I	RPM	Ext Cool	H	Turret
HAS0340016	Radial Geared-Up 1:3 ER16	ER16	1:3	18000	X	117.55	VDI Std/Hybrid

RADIAL GEARED-UP 1:3 REAR-SET DRIVEN TOOL VDI40

ST10/15/20/25/30/35 - DS30 - TL15/25



PartNumber	Description	Spindle	I	RPM	Cool Thru	Ext Cool	B	H	Turret
HAS0410116	Radial Geared-Up 1:3 ERA16	ERA16	1:3	18000		X	70.5	117.55	VDI Std/Hybrid
HAS0410216	Radial Geared-Up 1:3 ERA16 Cool Thru*	ERA16	1:3	18000	X	X	83	117.55	VDI Std/Hybrid

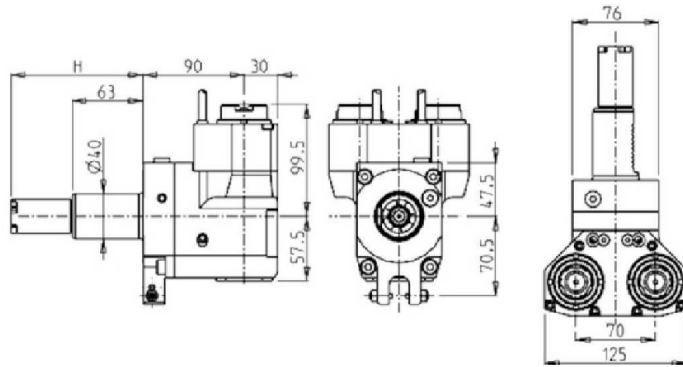
* Coolant Thru tools are designed for 1000 psi.
They require 5 Micron Filtration and **CANNOT** be run dry.

ST10/15/20/25/30/35 - DS30 - TL15/25

DRIVEN

RADIAL SINGLE SIDE TWIN HEAD DRIVEN TOOL IN Y VDI40

ST10/20/25/30/35 - DS30



PartNumber	Description	Spindle	I	RPM	# of Tools	Cool Thru	Ext. Cool	H	Turret
HAS0240125	Radial Single Side ERA25	ERA25	1:1	6000	2		X	117.55	VDI Std / Hybrid
HAS0240225	Radial Single Side ERA25 Cool Thru*	ERA25	1:1	6000	2	X	X	117.55	VDI Std / Hybrid

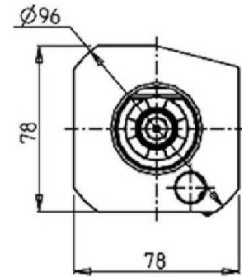
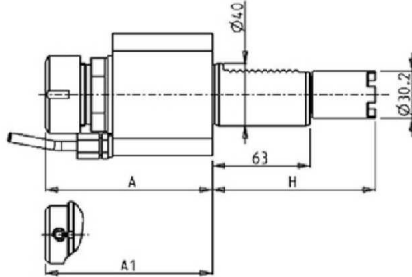

* Coolant Thru tools are designed for 1000 psi.
They require 5 Micron Filtration and **CANNOT** be run dry.

ST10/15/20/25/30/35 - DS30 - TL15/25

DRIVEN

AXIAL DRIVEN TOOL VDI40

ST10/15/20/25/30/35 - DS30 - TL15/25



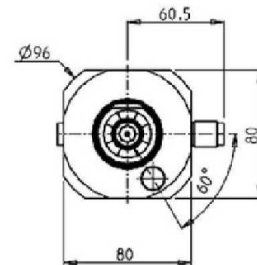
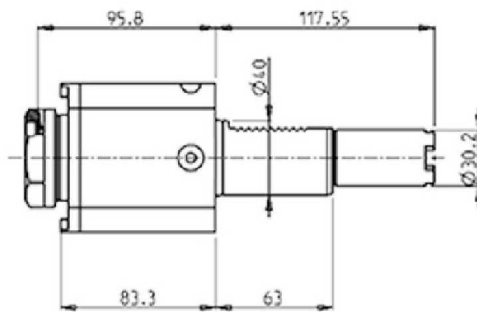
PartNumber	Description	Spindle	I	RPM	Ext. Cool	Cool Thru	A	A1	H	Turret Type
HAS0020325	Axial ERA25	ERA25	1:1	6000	X		74		117.55	VDI Std/Hybrid
HAS0020232	Axial ER32	ER32	1:1	6000	X		107.26		117.55	VDI Std/Hybrid
HAS0020132	Axial ER32 Cool Thru*	ER32	1:1	6000	X	X	110.46		117.55	VDI Std/Hybrid
HAS0020525	Axial Weldon 25	Weldon 25	1:1	6000	X			97.1	117.55	VDI Std/Hybrid

*Coolant Thru tools are designed for 400 psi MAX.
They require 5 Micron Filtration and **CANNOT** be run dry.

QUICK CHANGE AXIAL MTSK DRIVEN TOOL VDI40

ST10/15/20/25/30/35 - DS30 - TL15/25

See Accessories for MTSK Adaptors



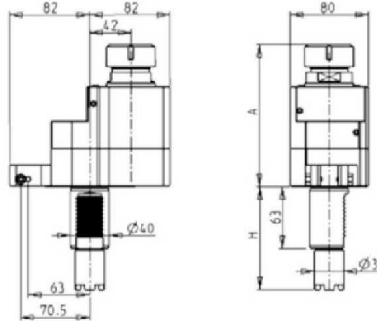

PartNumber	Description	Spindle	I	RPM	Ext Cool	Turret
HAS0500140	Axial MTSK40	MTSK-40	1:1	6000	X	VDI Std / Hybrid

ST10/15/20/25/30/35 - DS30 - TL15/25

DRIVEN

AXIAL DRIVEN TOOL REDIRECTED BY 42mm VDI40

ST10/15/20/25/30/35 - DS30 - TL15/25

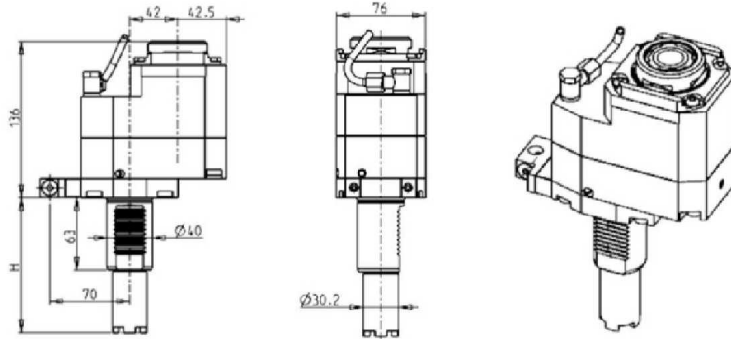


PartNumber	Description	Spindle	I	RPM	Cool Thru	Ext. Cool	A	H	Turret
HAS0080032	Axial ER32	ER32	1:1	6000		X	144.66	117.55	VDI Std/Hybrid
HAS0081132	Axial ER32 Cool Thru*	ER32	1:1	6000	X		164.96	117.55	VDI Std/Hybrid
HAS0082132	Axial Geared-Down 2:1 ER32	ER32	2:1	3000		X	144.66	117.55	VDI Std/Hybrid
HAS0084232	Axial Geared-Down 2:1 ER32 Cool Thru*	ER32	2:1	3000	X		164.96	117.55	VDI Std/Hybrid

*Coolant Thru tools are designed for 400 psi MAX.
They require 5 Micron Filtration and **CANNOT** be run dry.

AXIAL GEARED-UP 1:2 DRIVEN TOOL REDIRECTED BY 42mm VDI40

ST10/15/20/25/30/35 - DS30 - TL15/25



PartNumber	Description	Spindle	I	RPM	Cool Thru	Ext. Cool	H	Turret
HAS0317132	Axial Geared-Up 1:2 ERA32	ERA32	1:2	12000		X	117.55	VDI Std/Hybrid
HAS0317232	Axial Geared-Up 1:2 ERA32 Cool Thru*	ERA32	1:2	12000	X	X	117.55	VDI Std/Hybrid

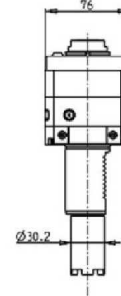
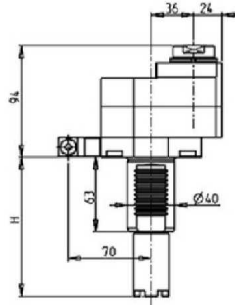
* Coolant Thru tools are designed for 1000 psi.
They require 5 Micron Filtration and **CANNOT** be run dry.

ST10/15/20/25/30/35 - DS30 - TL15/25

DRIVEN

AXIAL GEARED-UP 1:3 DRIVEN TOOL REDIRECTED BY 36mm VDI40

ST10/15/20/25/30/35 - DS30 - TL15/25

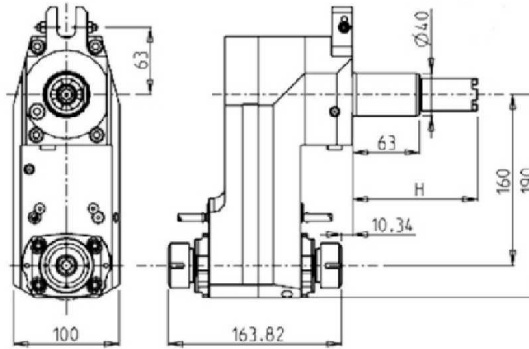



PartNumber	Description	Spindle	I	RPM	Cool Thru	Ext Cool	H	Turret
HAS0380116	Axial Geared-Up 1:3 ERA16	ERA16	1:3	18000		X	117.55	VDI Std/Hybrid
HAS0380216	Axial Geared-Up 1:3 ERA16 Cool Thru*	ERA16	1:3	18000	X	X	117.55	VDI Std/Hybrid

* Coolant Thru tools are designed for 1000 psi.
They require 5 Micron Filtration and **CANNOT** be run dry.

AXIAL REAR-SET OPPOSITE FACE TWIN DRIVEN TOOL REDIRECTED BY 160mm VDI40

DS30 - TL15/25



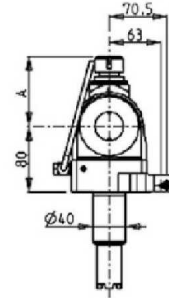
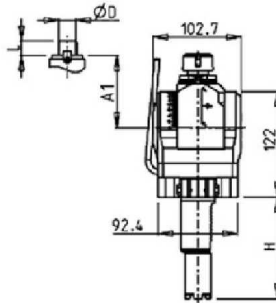
PartNumber	Description	Spindle	I	RPM	Ext. Cool	H	Turret Type
HAS0230225	Axial Opposite Face ER25+ER25	ER25+ER25	1:1	6000	X	177.55	VDI Std/Hybrid

ST10/15/20/25/30/35 - DS30 - TL15/25

DRIVEN

(0-180) ADJUSTABLE ANGLE DRIVEN TOOL VDI40

ST10/15/20/25/30/35 - DS30 - TL15/25



PartNumber	Description	Spindle	I	RPM	Ext Cool	A	A1	D	L	H	Turret
HAS0480120	Adj. Angle (0-180) ER20	ER20	1:1	6000	X	85.16				117.55	VDI Std/Hybrid
HAS0480125	Adj. Angle (0-180) ER25	ER25	1:1	6000	X	86.16				117.55	VDI Std/Hybrid
HAS0480519	Adj. Angle (0-180) 3/4"x3/4"	3/4"x3/4"	1:1	6000	X		65	3/4"	3/4"	117.55	VDI Std/Hybrid
HAS0480516	Adj. Angle (0-180) 16x17mm	16x17	1:1	6000	X		65	16	17	117.55	VDI Std/Hybrid
HAS0480522	Adj. Angle (0-180) 22x19mm	22x19	1:1	6000	X		66	22	19	117.55	VDI Std/Hybrid

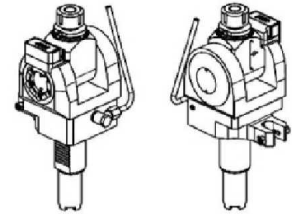
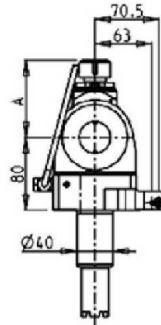
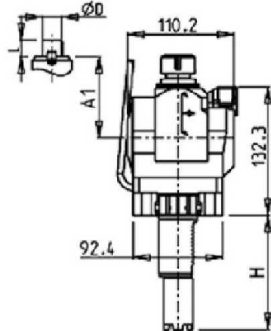

Note : Wrenches are provided with the purchase of Specialty Toolholders

ST10/15/20/25/30/35 - DS30 - TL15/25

DRIVEN

(0-180) ADJUSTABLE ANGLE DRIVEN TOOL WITH DIGITAL DISPLAY VDI40

ST10/15/20/25/30/35 - DS30 - TL15/25



PartNumber	Description	Spindle	I	RPM	Ext Cool	A	A1	D	L	H	Turret
HAS0450120	Adj. Angle (0-180) ER20 with Digital Display	ER20	1:1	6000	X	85.16				117.55	VDI Std/Hybrid
HAS0450125	Adj. Angle (0-180) ER25 with Digital Display	ER25	1:1	6000	X	86.16				117.55	VDI Std/Hybrid
HAS0450519	Adj. Angle (0-180) 3/4"x3/4" with Digital Display	3/4"x3/4"	1:1	6000	X		65	3/4"	3/4"	117.55	VDI Std/Hybrid
HAS0450516	Adj. Angle (0-180) 16x17mm with Digital Display	16x17	1:1	6000	X		65	16	17	117.55	VDI Std/Hybrid
HAS0450522	Adj. Angle (0-180) 22x19mm with Digital Display	22x19	1:1	6000	X		66	22	19	117.55	VDI Std/Hybrid

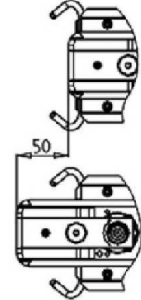
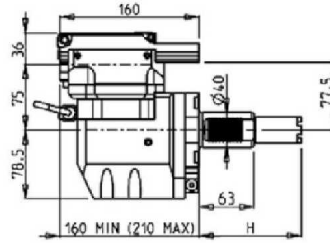
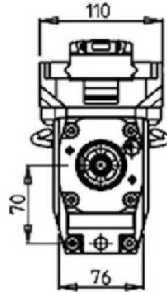

Note : Wrenches are provided with the purchase of Specialty Toolholders

ST10/15/20/25/30/35 - DS30 - TL15/25

DRIVEN

BROACHING/SLOTING DRIVEN TOOL 50mm STROKE VDI40

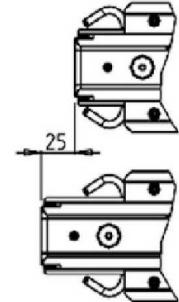
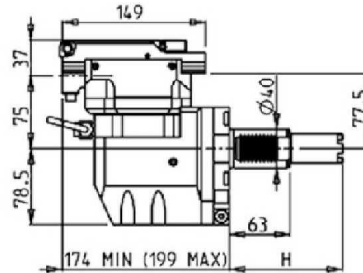
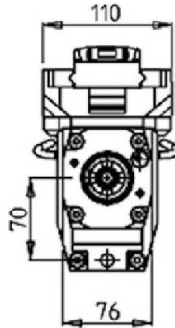

ST10/15/20/25/30/35 - DS30 - TL15/25



PartNumber	Description	I	MAX RPM	Ext Cool	H	Turret
HAS0350100	Broaching/Slotting Driven Tool 50mm Stroke	4:1	2000	X	117.55	VDI Std/Hybrid

BROACHING/SLOTING DRIVEN TOOL 25mm STROKE VDI40

ST10/15/20/25/30/35 - DS30 - TL15/25

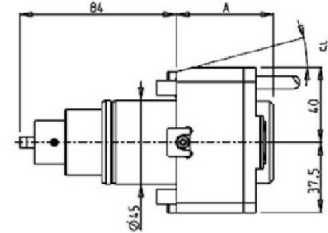
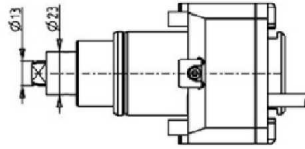
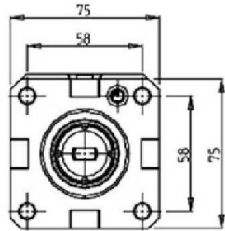



PartNumber	Description	I	MAX RPM	Ext Cool	H	Turret
HAS0350200	Broaching/Slotting Driven Tool 25mm Stroke	4:1	2400	X	117.55	VDI Std/Hybrid

ST10/15 (BMT45)

DRIVEN

RADIAL DRIVEN TOOL

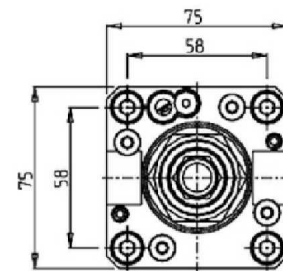
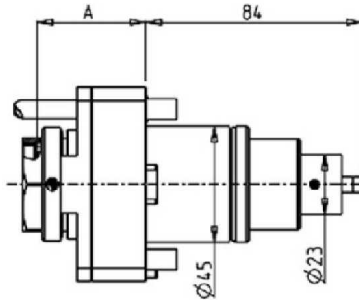


PartNumber	Description	Spindle	I	RPM	Cool Thru	Ext Cool	A
DWO 2000325	Radial Driven Tool ERA25	ERA25	1:1	6000		X	52
DWO 3520425	Radial Driven Tool ERA25 Cool Thru	ERA25	1:1	6000	X	X	56

* Coolant Thru tools are designed for 1000 psi.
They require 5 Micron Filtration and **CANNOT** be run dry.

QUICK CHANGE RADIAL MTSK DRIVEN TOOL

See Accessories for MTSK Adaptors



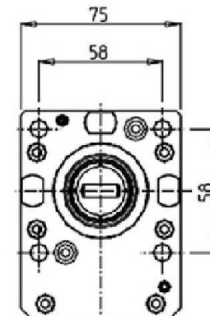
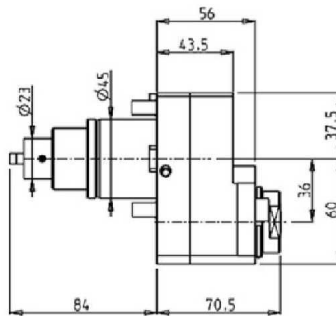

PartNumber	Description	Spindle	I	RPM	Ext Cool	A
DWO 3380132	Radial MTSK-32 Driven Tool	MTSK-32	1:1	6000	X	50.5
DWO 3380232	Radial MTSK-32 Driven Tool Cool Thru*	MTSK-32	1:1	6000	X	60

* Coolant Thru tools are designed for 1000 psi.
They require 5 Micron Filtration and **CANNOT** be run dry.

ST10/15 (BMT45)

DRIVEN

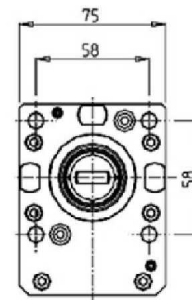
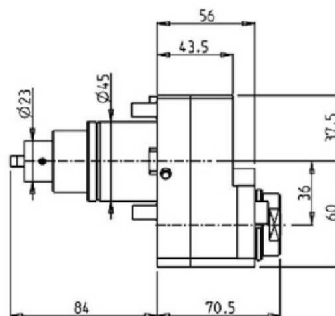

RADIAL DRIVEN TOOL RE-DIRECTED IN Z BY 36mm



PartNumber	Description	Spindle	I	RPM	Reversible	Cool Thru	Ext Cool
DWO 1890316	Radial Driven ERA16 Re-Directed in Z by 36mm	ERA16	1:1	6000	X		X
DWO 1890416	Radial Driven ERA16 Re-Directed in Z by 36mm Cool Thru*	ERA16	1:1	6000	X	X	X

* Coolant Thru tools are designed for 1000 psi.
They require 5 Micron Filtration and **CANNOT** be run dry.

RADIAL GEARED-UP 1:2 DRIVEN TOOL RE-DIRECTED IN Z BY 36mm



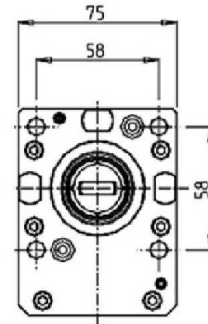
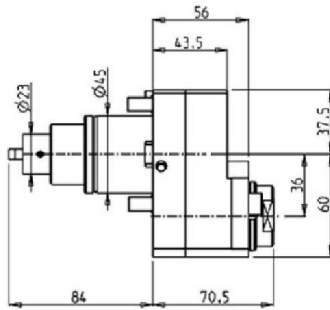

PartNumber	Description	Spindle	I	RPM	Reversible	Cool Thru	Ext Cool
DWO 1891316	Radial Geared-Up 1:2 ERA16 Re-Directed in Z by 36mm	ERA16	1:2	12000	X		X
DWO 1891416	Radial Geared-Up 1:2 ERA16 Re-Directed in Z by 36mm Cool Thru*	ERA16	1:2	12000	X	X	X

* Coolant Thru tools are designed for 1000 psi.
They require 5 Micron Filtration and **CANNOT** be run dry.

ST10/15 (BMT45)

DRIVEN

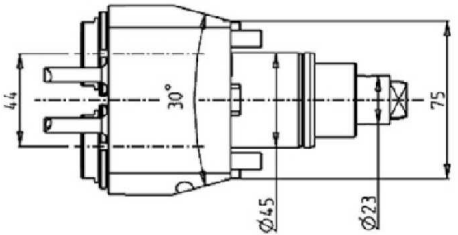
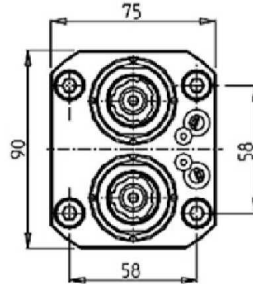
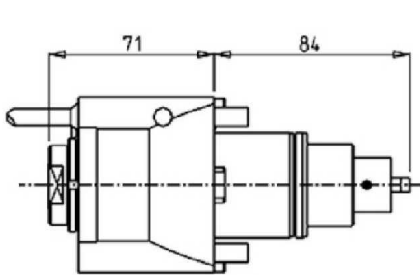
RADIAL GEARED-UP 1:3 DRIVEN TOOL RE-DIRECTED IN Z BY 36mm



PartNumber	Description	Spindle	I	RPM	Reversible	Cool Thru	Ext Cool
DWO 1892316	Radial Geared-Up 1:3 ERA16 Re-Directed in Z by 36mm	ERA16	1:3	18000	X		X
DWO 1892416	Radial Geared-Up 1:3 ERA16 Re-Directed in Z by 36mm Cool Thru*	ERA16	1:3	18000	X	X	X

* Coolant Thru tools are designed for 1000 psi. They require 5 Micron Filtration and **CANNOT** be run dry.

RADIAL SINGLE SIDE TWIN HEAD DRIVEN TOOL IN Y

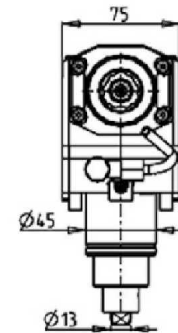
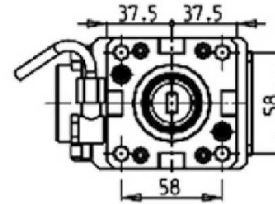
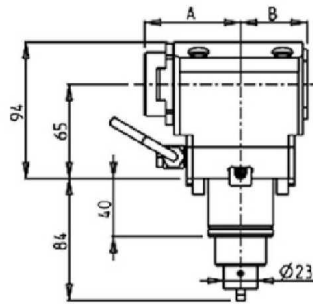



PartNumber	Description	Spindle	I	RPM	Ext. Cool
DWO 1460216	Radial Y Axis Double Outlet ERA16	ERA16	1:1	6000	X

ST10/15 (BMT45)

DRIVEN

AXIAL DRIVEN TOOL H=65mm

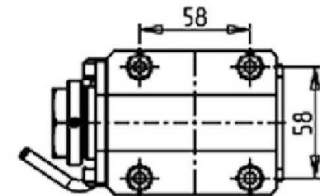
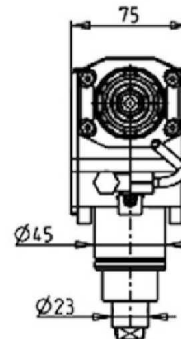
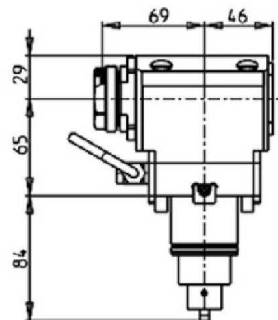


PartNumber	Description	Spindle	I	RPM	Reversible	Cool Thru	Ext Cool	A	B
DWO 2290320	Axial Driven Tool ERA20	ERA20	1:1	6000	X		X	66.5	46
DWO 2290420	Axial Driven Tool ERA20 Cool Thru	ERA20	1:1	6000	X	X	X	66.5	56
DWO 2290325	Axial Driven Tool ERA25	ERA25	1:1	6000	X		X	70	46
DWO 2290425	Axial Driven Tool ERA25 Cool Thru	ERA25	1:1	6000	X	X	X	70	56

* Coolant Thru tools are designed for 1000 psi.
They require 5 Micron Filtration and **CANNOT** be run dry.

QUICK CHANGE AXIAL MTSK DRIVEN TOOL H=65mm

See Accessories for MTSK Adaptors



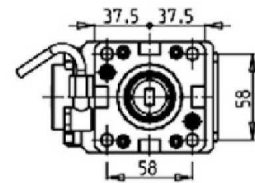
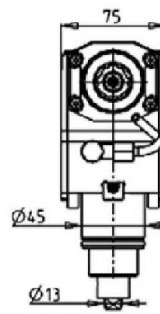
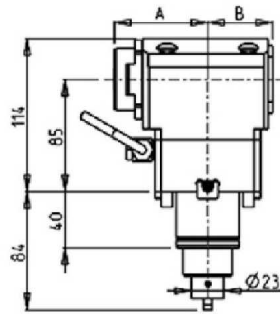

PartNumber	Description	Spindle	I	RPM	Reversible	Cool Thru	Ext Cool	B
DWO 1790132	Axial MTSK-32 Driven Tool	MTSK-32	1:1	6000	X		X	46
DWO 1790232	Axial MTSK-32 Driven Tool Cool Thru*	MTSK-32	1:1	6000	X	X	X	56

* Coolant Thru tools are designed for 1000 psi.
They require 5 Micron Filtration and **CANNOT** be run dry.

ST10/15 (BMT45)

DRIVEN

AXIAL DRIVEN TOOL H=85mm

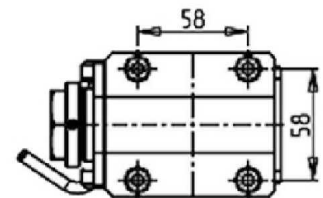
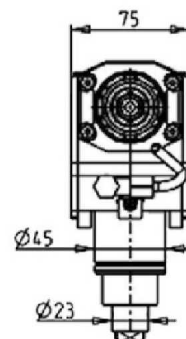
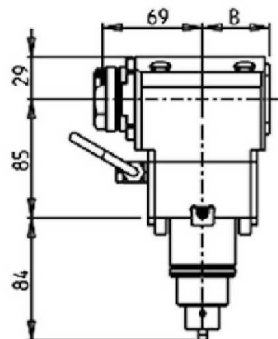


PartNumber	Description	Spindle	I	RPM	Reversible	Cool Thru	Ext Cool	A	B
DWO 4040320	Axial Driven Tool ERA20	ERA20	1:1	6000	X		X	66.5	46
DWO 4040420	Axial Driven Tool ERA20 Cool Thru	ERA20	1:1	6000	X	X	X	66.5	56
DWO 4040325	Axial Driven Tool ERA25	ERA25	1:1	6000	X		X	70	46
DWO 4040425	Axial Driven Tool ERA25 Cool Thru	ERA25	1:1	6000	X	X	X	70	56

* Coolant Thru tools are designed for 1000 psi.
They require 5 Micron Filtration and **CANNOT** be run dry.

QUICK CHANGE AXIAL MTSK DRIVEN TOOL H=85mm

See Accessories for MTSK Adaptors



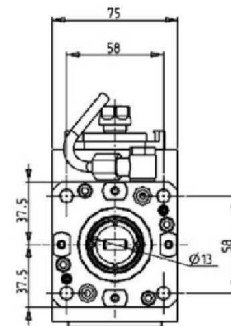
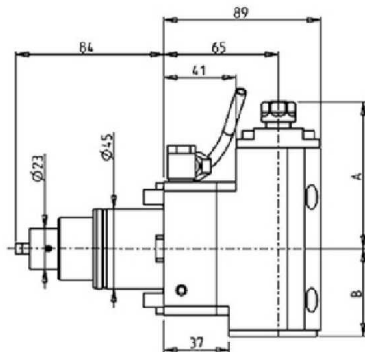

PartNumber	Description	Spindle	I	RPM	Reversible	Cool Thru	Ext Cool	B
DWO 4050132	Axial MTSK-32 Driven Tool	MTSK-32	1:1	6000	X		X	46
DWO 4050232	Axial MTSK-32 Driven Tool Cool Thru	MTSK-32	1:1	6000	X	X	X	56

* Coolant Thru tools are designed for 1000 psi.
They require 5 Micron Filtration and **CANNOT** be run dry.

ST10/15 (BMT45)

DRIVEN

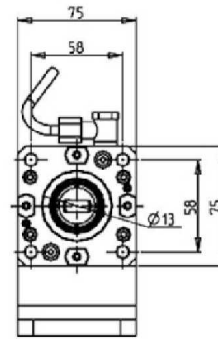
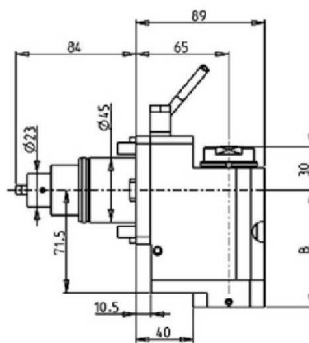

AXIAL GEARED-UP 1:2 DRIVEN TOOL H=65mm



PartNumber	Description	Spindle	I	RPM	Reversible	Cool Thru	Ext Cool	A	B
DWO 2320111	Axial Geared-Up 1:2 ER11	ER11	1:2	12000	X		X	82.6	49.5
DWO 2320211	Axial Geared-Up 1:2 ER11 Cool Thru	ER11	1:2	12000	X	X	X	82.6	59.5
DWO 2320320	Axial Geared-Up 1:2 ERA20	ERA20	1:2	12000	X		X	82.2	49.5
DWO 2320420	Axial Geared-Up 1:2 ERA20 Cool Thru	ERA20	1:2	12000	X	X	X	82.2	59.5

* Coolant Thru tools are designed for 1000 psi.
They require 5 Micron Filtration and **CANNOT** be run dry.

AXIAL GEARED-UP 1:3 REAR-SET DRIVEN TOOL H=65mm



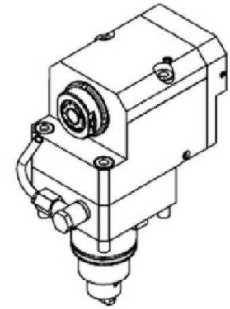
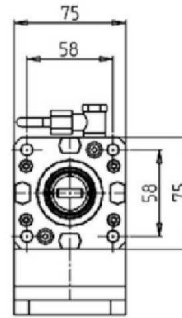
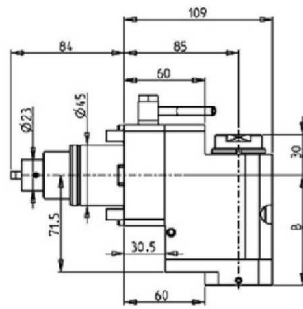

PartNumber	Description	Spindle	I	RPM	Reversible	Cool Thru	Ext Cool	B
DWO 2230316	Axial Geared-Up 1:3 Rear-Set ERA16	ERA16	1:3	18000	X		X	70.5
DWO 2230416	Axial Geared-Up 1:3 Rear-Set ERA16 Cool Thru	ERA16	1:3	18000	X	X	X	83

* Coolant Thru tools are designed for 1000 psi.
They require 5 Micron Filtration and **CANNOT** be run dry.

ST10/15 (BMT45)

DRIVEN

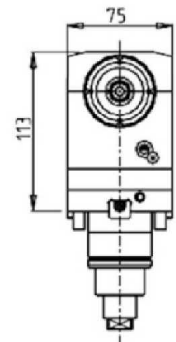
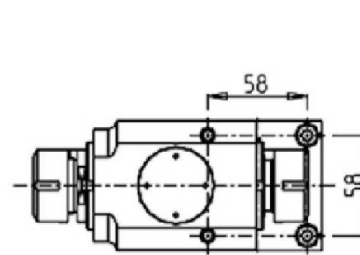
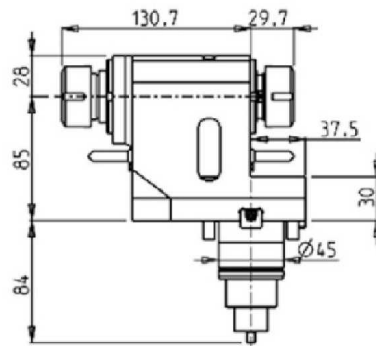
AXIAL GEARED-UP 1:3 REAR-SET DRIVEN TOOL H=85mm



PartNumber	Description	Spindle	I	RPM	Reversible	Cool Thru	Ext Cool	B
DWO 1650316	Axial Geared-Up Rear-Set Driven Tool I=1:3	ERA16	1:3	18000	X		X	70.5
DWO 1650416	Axial Geared-Up Rear-Set Driven Tool I=1:3 Cool Thru*	ERA16	1:3	18000	X	X	X	83

* Coolant Thru tools are designed for 1000 psi.
They require 5 Micron Filtration and **CANNOT** be run dry.

AXIAL OPPOSITE FACE DRIVEN REAR SET TOOL

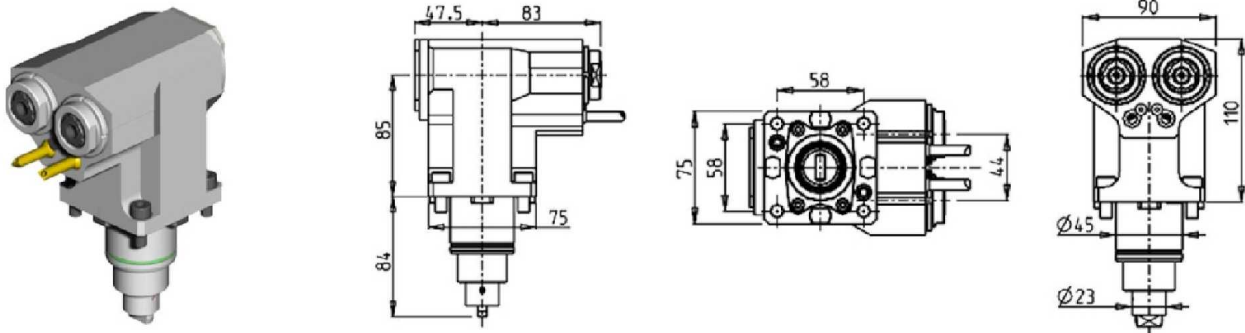


PartNumber	Description	Spindle	I	Reversible	RPM	Ext. Cool
DWO 1360125	Axial Opposite Face Rear Set Driven Tool	ER25+ER25	1:1	X	6000	X

ST10/15 (BMT45)

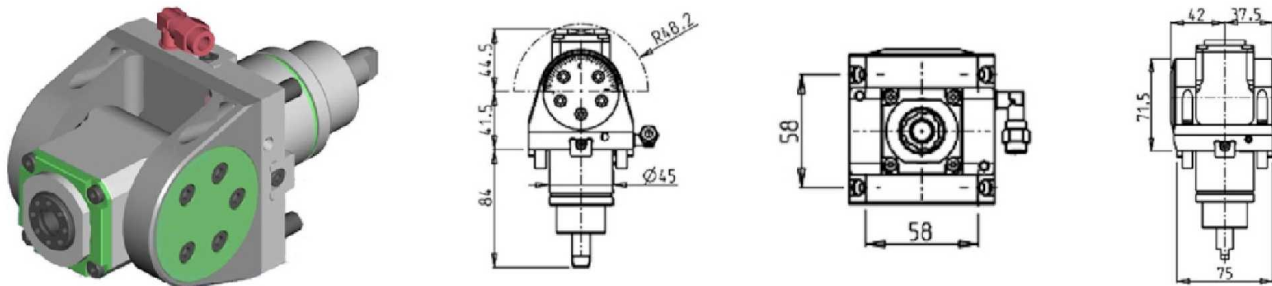
DRIVEN

AXIAL SINGLE SIDE TWIN HEAD DRIVEN TOOL IN Y



PartNumber	Description	Spindle	I	Reversible	RPM	Ext. Cool
DWO 1470216	Axial Single Side Twin Head Driven Tool	ERA16	1:1	X	6000	X

0-180 ADJUSTABLE ANGLE DRIVEN TOOL



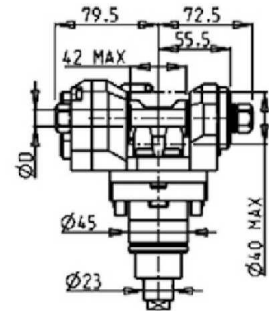
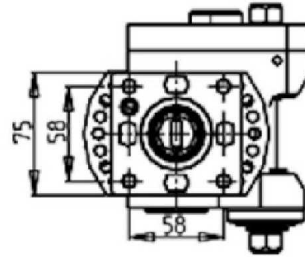
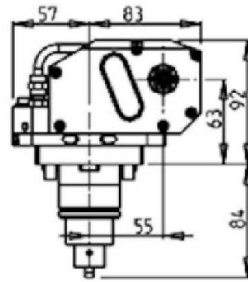

PartNumber	Description	Reversible	Spindle	I	RPM	Ext. Cool
DWO 0040116	0-180 Adj.Angle ERA16	X	ERA 16	1:1	6000	X

Note : Wrenches are provided with the purchase of Specialty Toolholders

ST10/15 (BMT45)

DRIVEN

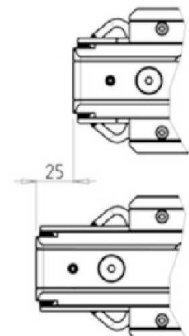
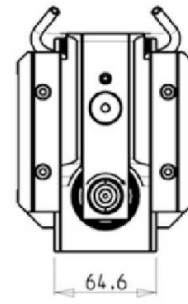
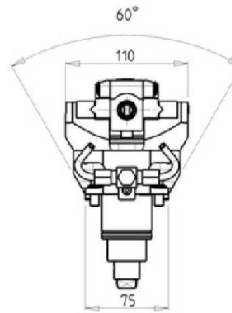
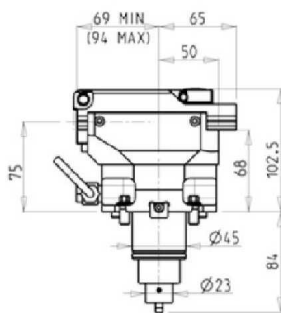
GEAR HOBBER



PartNumber	Description	I	RPM	Ext Cool	D mm
DWO 1611108	Gear Hobber 1:1 D=08	1:1	6000	X	08
DWO 1611110	Gear Hobber 1:1 D=10	1:1	6000	X	10
DWO 1611113	Gear Hobber 1:1 D=13	1:1	6000	X	13
DWO 1611116	Gear Hobber 1:1 D=16	1:1	6000	X	16
DWO 1611155	Gear Hobber 1:1 D=1/2"	1:1	6000	X	1/2"
DWO 1612108	Gear Hobber 2:1 Geared Down D=08	2:1	3000	X	08
DWO 1612110	Gear Hobber 2:1 Geared Down D=10	2:1	3000	X	10
DWO 1612113	Gear Hobber 2:1 Geared Down D=13	2:1	3000	X	13
DWO 1612116	Gear Hobber 2:1 Geared Down D=16	2:1	3000	X	16
DWO 1612155	Gear Hobber 2:1 Geared Down D=1/2"	2:1	3000	X	1/2"

Note : Wrenches are provided with the purchase of Specialty Toolholders

BROACHING/SLOTTING TOOL 25mm STROKE H=75mm

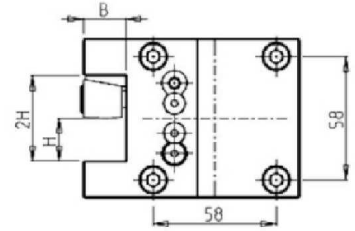
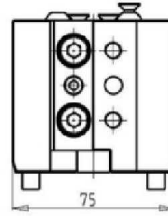
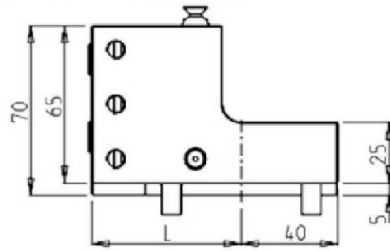



PartNumber	Description	I	RPM	Reversible	Ext. Cool
DWO 1870200	Broaching/Slotting Tool 25mm Stroke	4:1	2400	X	X

ST10/15 (BMT45)

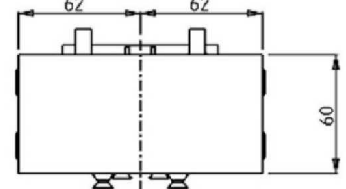
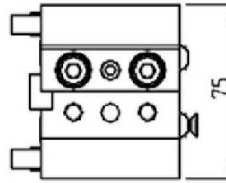
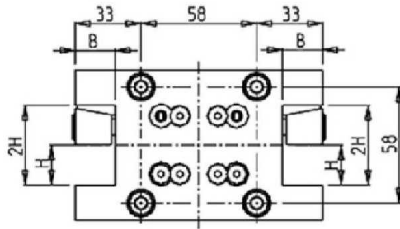

STATIC

RADIAL STATIC TOOL



PartNumber	Description	# of Tools	Reversible	Dimensions	L	B	H
DWO 0311905	Radial Single Static Tool 3/4" x 3/4"	1	X	Inch	62	3/4"	3/4"
DWO 0312000	Radial Single Static Tool 20mm x 20mm	1	X	mm	62	20	20
DWO 0312010	Radial Single Static Tool 20mm x 20mm	1	X	mm	85	20	20

RADIAL DOUBLE STATIC TOOL

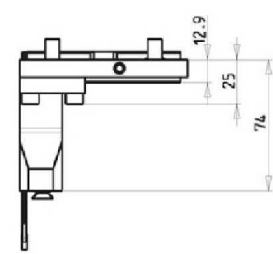
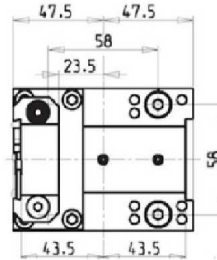
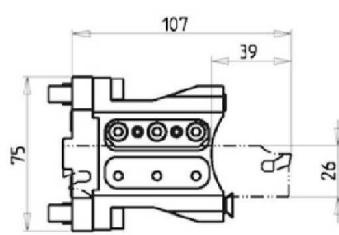



PartNumber	Description	# of Tools	Reversible	Cool Thru	Ext Cool	Dimensions	B	H
DWO 1481905	Radial Double Static Tool 3/4"	2	X		X	Inch	3/4"	3/4"
DWO 1482000	Radial Double Static Tool Ø20mm	2	X		X	mm	20	20
DWO 1482010	Radial Double Static Tool Ø20mm Cool Thru	2	X	X	X	mm	20	20

ST10/15 (BMT45)

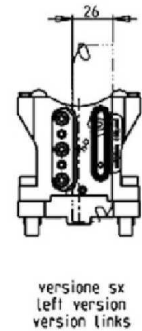
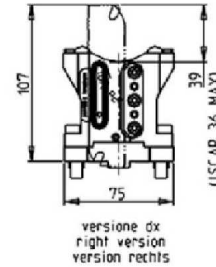
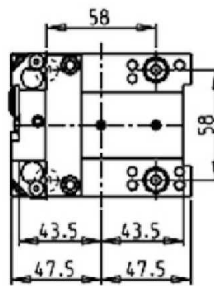
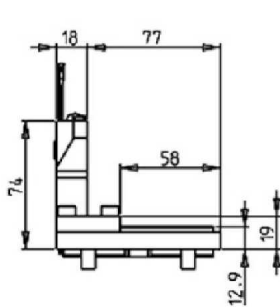

STATIC

RADIAL BLADE HOLDER WITH BLADE KIT



PartNumber	Description	# of Tools	Reversible	Ext. Cool
DWO 1570126	Radial Blade Holder with Blade Kit	1	X	X
BLADEKIT	Blade Kit: 1 Blade, 10 Inserts			

RADIAL BLADE HOLDER WITH INTERNAL COOLANT - BLADE KIT NOT INCLUDED

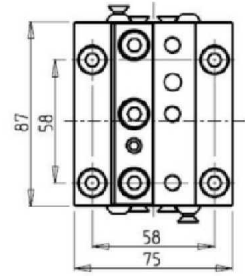
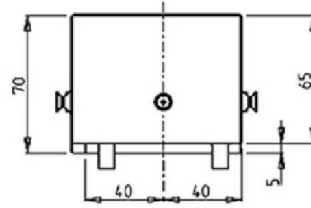
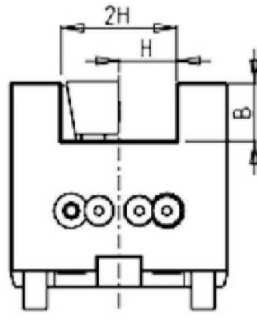



PartNumber	Description	# of Tools	Reversible	Ext Cool	Cool Thru
DWO 2950126R	Radial Blade Holder Cool Thru (Right Hand)	1	X	X	X
DWO 2950126L	Radial Blade Holder Cool Thru (Left Hand)	1	X	X	X
COOL THRU BLADEKIT	Blade Kit: 1 Blade, 10 Inserts				

ST10/15 (BMT45)

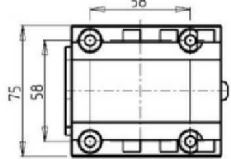
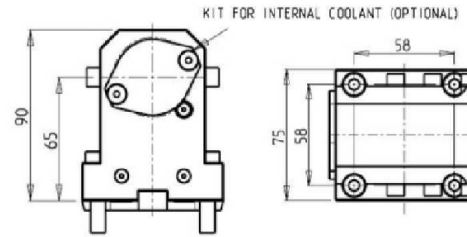
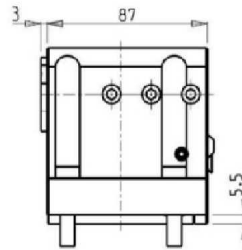
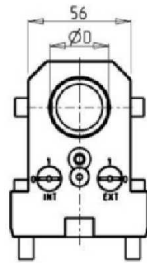

STATIC

AXIAL STATIC TOOL



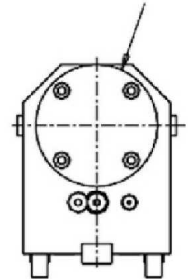
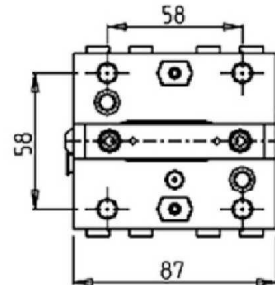
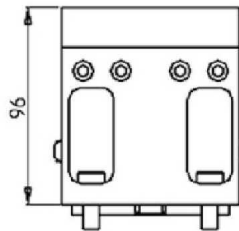
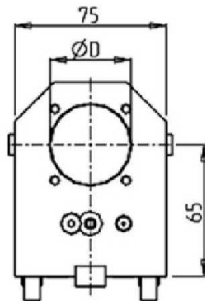
PartNumber	Description	# of Tools	Reversible	Dimensions	B	H
DWO 0281905	Axial Single Static Tool 3/4" x 3/4"	1	X	Inch	3/4"	3/4"
DWO 0282000	Axial Single Static Tool 20mm x 20mm	1	X	mm	20	20

AXIAL SINGLE BORING BAR HOLDER H=65mm



PartNumber	Description	# of Tools	Reversible	Cool Thru	Ext. Cool	Dimensions	D
DWO 0293175	Axial Single BBH: 1-1/4" H=65mm	1	X	X	X	Inch	1 1/4"
DWO 0293200	Axial Single BBH: 32mm H=65mm	1	X	X	X	mm	32
KIT 1000001	Plug for 32mm or 1 1/4" BBH to Make Cool Thru						

AXIAL SINGLE BORING BAR HOLDER H=65mm

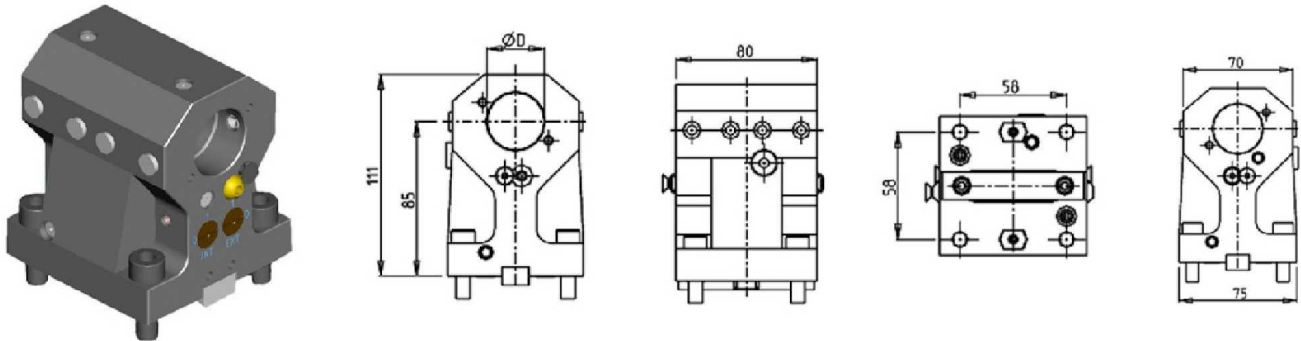


PartNumber	Description	# of Tools	Reversible	Cool Thru	Ext Cool	Dimensions	D
DWO 2914000	Axial Single BBH Ø40mm	1	X	X	X	mm	40
KIT 1000003	Plug for 40mm BBH to Make Cool Thru						

ST10/15 (BMT45)

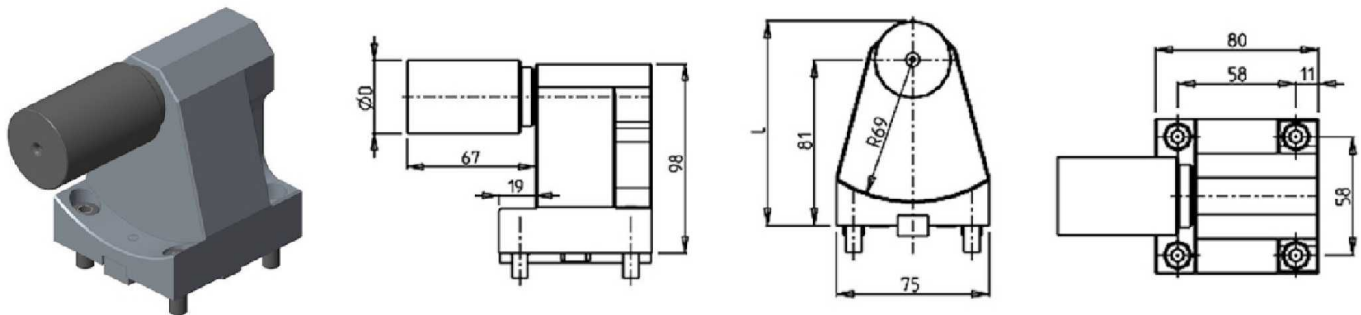
STATIC

AXIAL SINGLE BORING BAR HOLDER H=85mm



PartNumber	Description	Reversible	Cool Thru	Ext Cool	Dimensions	D
DWO 2273175	Axial Single BBH 1-1/4" H=85mm	X	X	X	Inch	1-1/4"
DWO 2273200	Axial Single BBH 32mm H=85mm	X	X	X	mm	32
KIT 1000001	Plug for 32mm or 1-1/4" BBH to Make Cool Thru					

TAILSTOCK FOR SUBSPINDLE

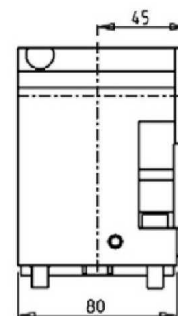
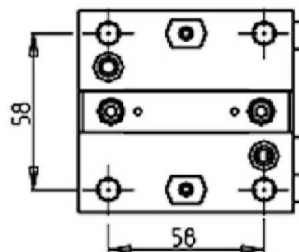
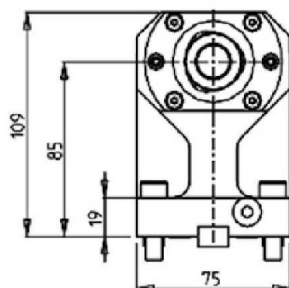



PartNumber	Description	# of Tools	Reversible	D	L
DWO 1900100L	Tailstock for Subspindle 2"	1	X	2"	106.4
DWO 1900100	Tailstock for Subspindle 38mm	1	X	38	100
080003	Removable Tailstock Center				

ST10/15 (BMT45)

CAPTO STATIC

AXIAL SINGLE STATIC TOOL CAPTO C4

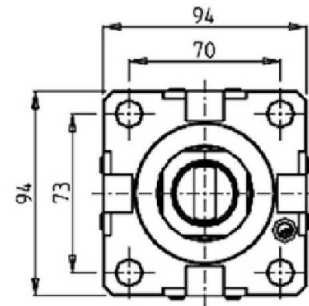
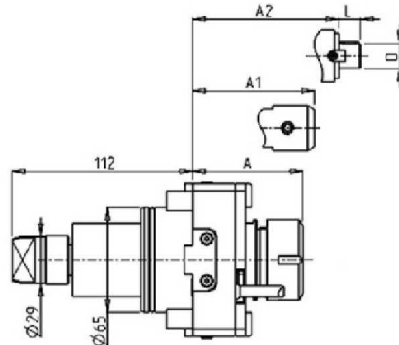



PartNumber	Description	# of Tools	Cool Thru	Ext Cool	Reversible	Size
DWO 3374010	Axial Single Static Capto C4 Right Hand	1	X	X	X	C4
DWO 3374010LC	Axial Single Static Capto C4 Left Hand	1	X	X	X	C4

ST20/25/28/30/35 - DS30 (BMT65)

DRIVEN

RADIAL REINFORCED DRIVEN TOOL

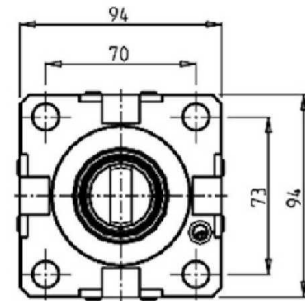
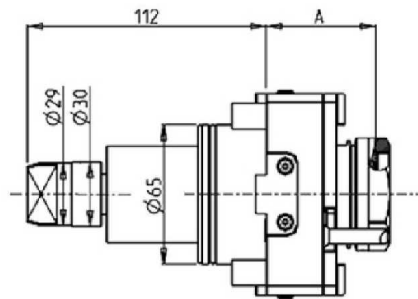


PartNumber	Description	Spindle	I	RPM	Cool Thru	Ext. Cool	A	A1	A2	D	L
DWO 1540132	Radial Reinforced ER32	ER32	1:1	6000		X	68.7				
DWO 3470232	Radial Reinforced ER32 Cool Thru*	ER32	1:1	6000	70 BAR	X	79.2				
DWO 1540140	Radial Reinforced ER40	ER40	1:1	6000		X	71.7				
DWO 3470240	Radial Reinforced ER40 Cool Thru*	ER40	1:1	6000	70 BAR	X	82.2				
DWO 1540827	Radial Reinforced 27x21mm Cool Thru*	27x21	1:1	6000	30 BAR	X				56.5	27 21
DWO 1540625	Radial Reinforced Weldon 25 Cool Thru*	Weldon 25	1:1	6000	30 BAR	X				72.5	

* Coolant Thru tools are designed for 400/1000 psi.
They require 5 Micron Filtration and **CANNOT** be run dry.
30 BAR=400 PSI 70 BAR=1000 PSI

QUICK CHANGE RADIAL REINFORCED MTSK DRIVEN TOOL

See Accessories for MTSK Adaptors



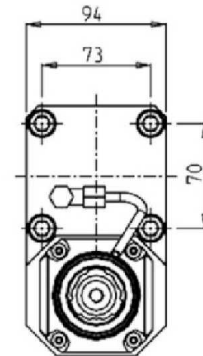
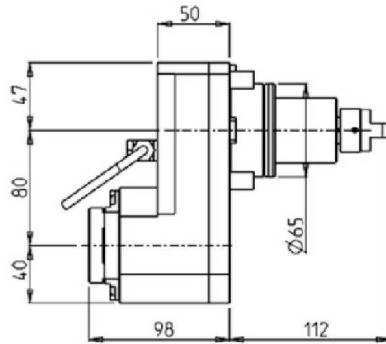

PartNumber	Description	Spindle	I	RPM	Cool Thru	Ext Cool	A
DWO 1550140	Radial MTSK-40 Reinforced	MTSK-40	1:1	6000		X	51.5
DWO 3480240	Radial MTSK-40 Reinforced Cool Thru*	MTSK-40	1:1	6000	X	X	62.5
DWO 1550150	Radial MTSK-50 Reinforced	MTSK-50	1:1	6000		X	51.5
DWO 3480250	Radial MTSK-50 Reinforced Cool Thru*	MTSK-50	1:1	6000	X	X	62.5

* Coolant Thru tools are designed for 1000 psi.
They require 5 Micron Filtration and **CANNOT** be run dry.

ST20/25/28/30/35 - DS30 (BMT65)

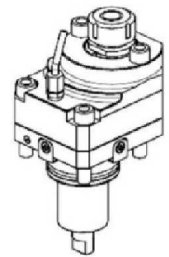
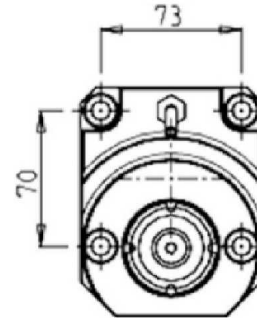
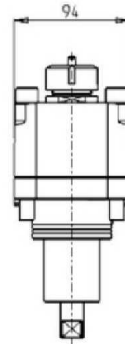
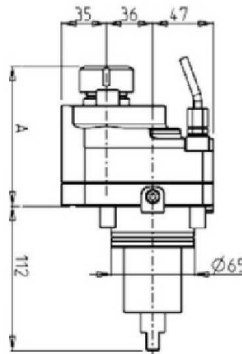

DRIVEN

RADIAL GEARED-DOWN 2:1 DRIVEN TOOL REDIRECTED IN Z BY 80mm



PartNumber	Description	Spindle	I	RPM	Reversible	Ext. Cool
DWO 1580332	Radial Geared-Down 2:1 Redirected 80mm in Z	ERA32	2:1	3000	X	X

RADIAL GEARED-UP 1:2 DRIVEN TOOL REDIRECTED IN Z BY 36mm

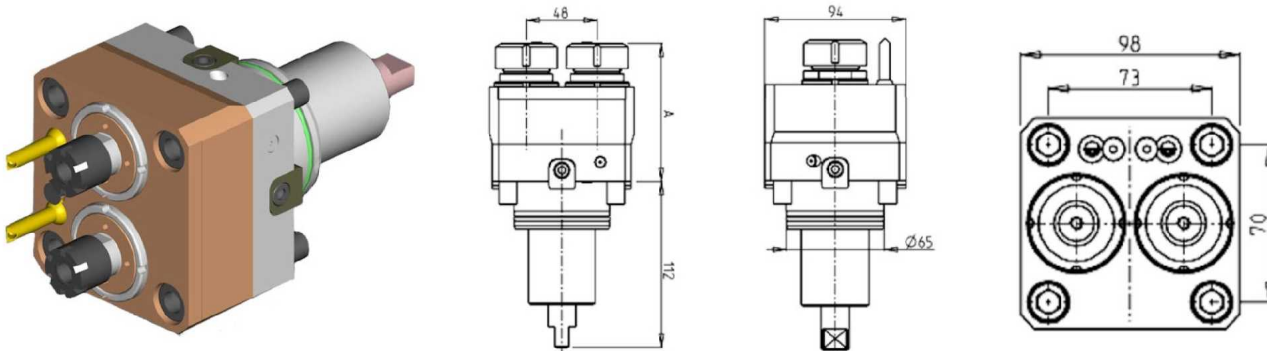


PartNumber	Description	Reversible	Spindle	I	RPM	Ext. Cool	A
DWO 0140125	Geared-Up 1:2 Redirected 36mm ER25	X	ER25	1:2	12000	X	108.56

ST20/25/28/30/35 - DS30 (BMT65)

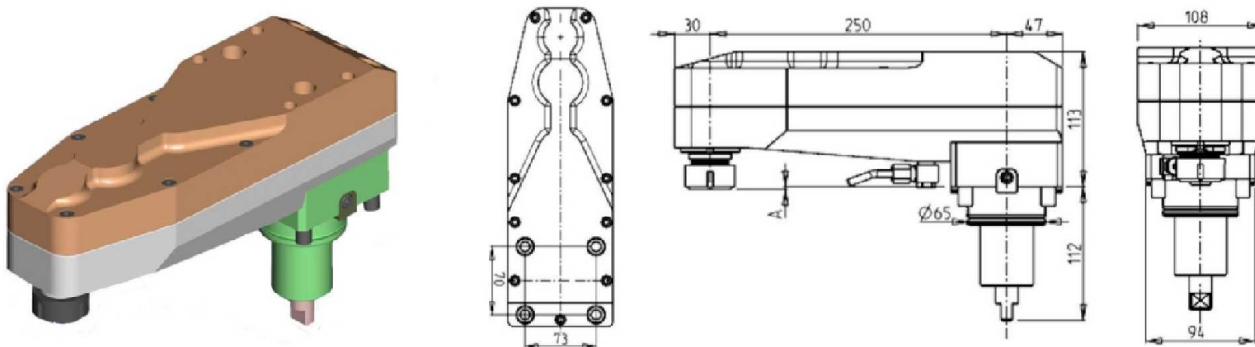
DRIVEN

RADIAL SINGLE-SIDE TWIN HEAD DRIVEN TOOL IN Y-AXIS



PartNumber	Description	Spindle	I	RPM	Ext. Cool	A
DWO 0540216	Radial Y-Axis Double Outlet ER16	ER16	1:1	6000	X	84.5
DWO 0540225	Radial Y-Axis Double Outlet ER25	ER25	1:1	6000	X	85

RADIAL INVERTED DRIVEN TOOL 250mm INTERAXIS

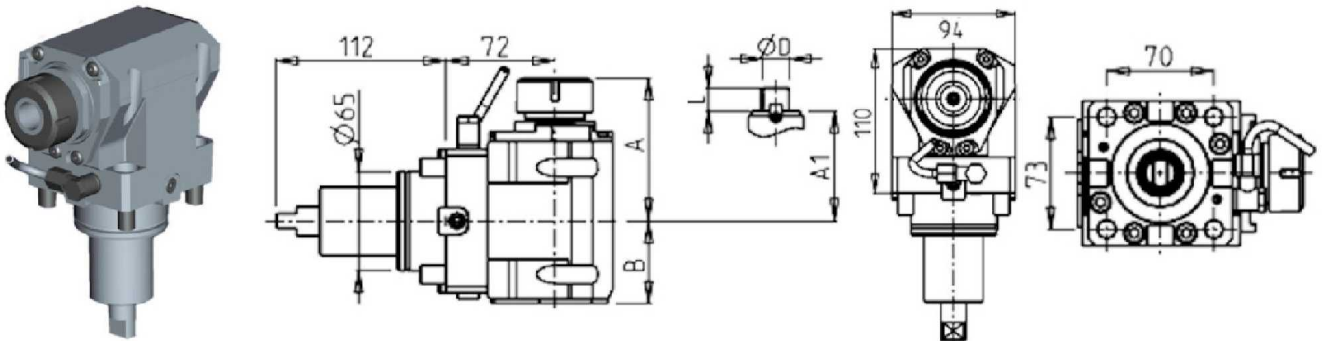


PartNumber	Description	Spindle	I	RPM	Ext. Cool	A
0700025	Radial Inverted 250mm Interaxis ER25	ER25	1:2	12000	X	2.16
0700032	Radial Inverted 250mm Interaxis ER32	ER32	1:2	12000	X	14.66

ST20/25/28/30/35 - DS30 (BMT65)

DRIVEN

AXIAL DRIVEN TOOL H=72mm



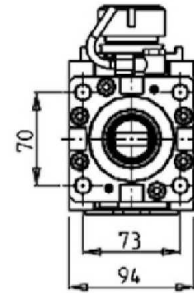
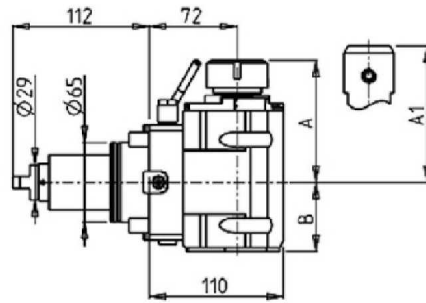
PartNumber	Description	Spindle	Reversible	I	RPM	Cool Thru	Ext. Cool	A	A1	B	D	L
DWO 0700125	Axial ER25	ER25	X	1:1	6000		X	91.16		54		
DWO 0700225	Axial ER25 Cool Thru*	ER25	X	1:1	6000	X	X	91.16		65		
DWO 0700325	Axial ERA25	ERA25	X	1:1	6000		X	65		54		
DWO 0700425	Axial ERA25 Cool Thru*	ERA25	X	1:1	6000	X	X	65		65		
DWO 0700132	Axial ER32	ER32	X	1:1	6000		X	93.66		54		
DWO 0700232	Axial ER32 Cool Thru*	ER32	X	1:1	6000	X	X	93.66		65		
DWO 0700140	Axial ER40	ER40	X	1:1	6000		X	98.16		54		
DWO 0700240	Axial ER40 Cool Thru*	ER40	X	1:1	6000	X	X	98.16		65		
DWO 0700516	Axial Mill Head Ø16x17mm	16x17	X	1:1	6000		X		67.5	54	16	17
DWO 0700522	Axial Mill Head Ø22x19mm	22x19	X	1:1	6000		X		67.5	54	22	19
DWO 0700527	Axial Mill Head Ø27x21mm	27x21	X	1:1	6000		X		70	54	27	21

* Coolant Thru tools are designed for 1000 psi.
They require 5 Micron Filtration and **CANNOT** be run dry.

ST20/25/28/30/35 - DS30 (BMT65)

DRIVEN

AXIAL REINFORCED DRIVEN TOOL H=72mm



PartNumber	Description	Spindle	I	RPM	Reversible	Cool Thru	Ext Cool	A	A1	B
DWO 2470132	Axial Reinforced ER32	ER32	1:1	6000	X		X	99.7	56.5	
DWO 2470232	Axial Reinforced ER32 Cool Thru*	ER32	1:1	6000	X	X	X	99.7	67.5	
DWO 2470725	Axial Reinforced Weldon 25	Weldon 25	1:1	6000	X		X	106	56.5	
DWO 2470825	Axial Reinforced Weldon 25 Cool Thru*	Weldon 25	1:1	6000	X	X	X	106	67.5	

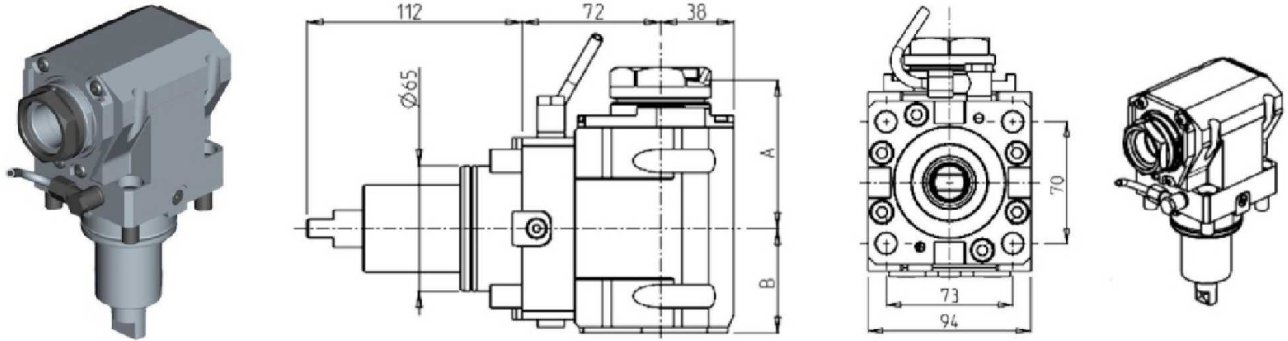
* Coolant Thru tools are designed for 1000 psi.
They require 5 Micron Filtration and **CANNOT** be run dry.

ST20/25/28/30/35 - DS30 (BMT65)

DRIVEN

QUICK CHANGE AXIAL MTSK DRIVEN TOOL H=72mm

See Accessories for MTSK Adaptors

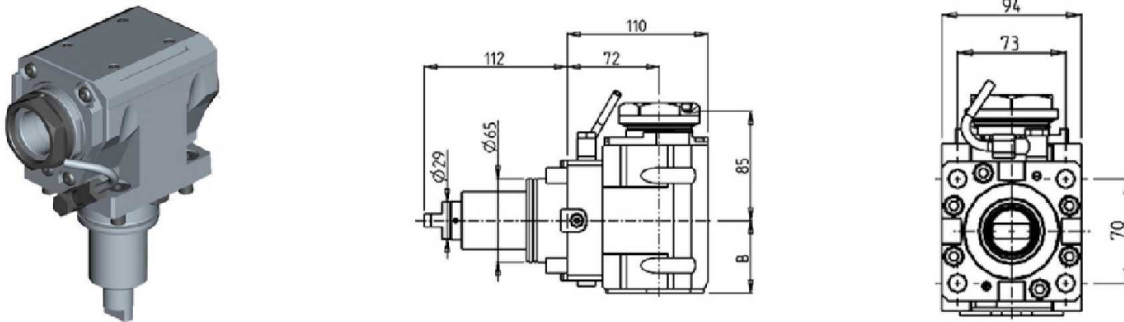


PartNumber	Description	Spindle	Reversible	I	RPM	Cool Thru	Ext. Cool	A	B
DWO 1170140	Axial MTSK-40	MTSK-40	X	1:1	6000		X	77	54
DWO 1170240	Axial MTSK-40 Cool Thru*	MTSK-40	X	1:1	6000	X	X	77	65
DWO 1170150	Axial MTSK-50	MTSK-50	X	1:1	6000		X	79	54
DWO 1170250	Axial MTSK-50 Cool Thru*	MTSK-50	X	1:1	6000	X	X	79	65

* Coolant Thru tools are designed for 1000 psi.
They require 5 Micron Filtration and **CANNOT** be run dry.

QUICK CHANGE AXIAL MTSK REINFORCED DRIVEN TOOL H=72mm

See Accessories for MTSK Adaptors



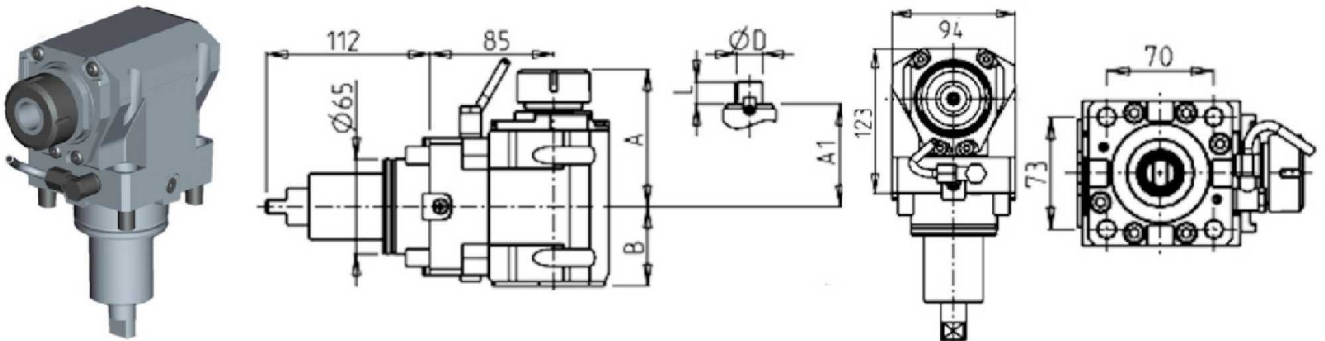
PartNumber	Description	Spindle	I	RPM	Reversible	Cool Thru	Ext Cool	B
DWO 2180150	Axial MTSK-50	MTSK-50	1:1	6000	X		X	56.5
DWO 2180250	Axial MTSK-50 Cool Thru*	MTSK-50	1:1	6000	X	X	X	67.5

* Coolant Thru tools are designed for 1000 psi.
They require 5 Micron Filtration and **CANNOT** be run dry.

ST20/25/28/30/35 - DS30 (BMT65)

DRIVEN

AXIAL DRIVEN TOOL H=85mm



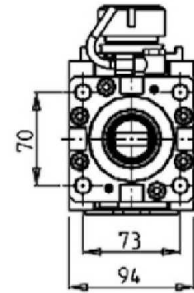
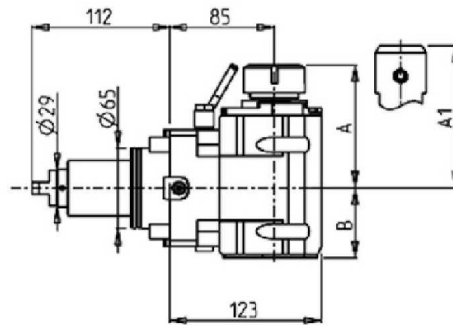
PartNumber	Description	Spindle	Reversible	I	RPM	Cool Thru	Ext. Cool	A	A1	B	D	L
DWO 1130125	Axial ER25	ER25	X	1:1	6000		X	91.16		54		
DWO 1130225	Axial ER25 Cool Thru*	ER25	X	1:1	6000	X	X	91.16		65		
DWO 1130325	Axial ERA25	ERA25	X	1:1	6000		X	65		54		
DWO 1130425	Axial ERA25 Cool Thru*	ERA25	X	1:1	6000	X	X	65		65		
DWO 1130132	Axial ER32	ER32	X	1:1	6000		X	93.66		54		
DWO 1130232	Axial ER32 Cool Thru*	ER32	X	1:1	6000	X	X	93.66		65		
DWO 1130140	Axial ER40	ER40	X	1:1	6000		X	98.16		54		
DWO 1130240	Axial ER40 Cool Thru*	ER40	X	1:1	6000	X	X	98.16		65		
DWO 1130516	Axial Mill Head Ø16x17mm	16x17	X	1:1	6000		X		67.5	54	16	17
DWO 1130522	Axial Mill Head Ø22x19mm	22x19	X	1:1	6000		X		67.5	54	22	19
DWO 1130527	Axial Mill Head Ø27x21mm	27x21	X	1:1	6000		X		70	54	27	21

* Coolant Thru tools are designed for 1000 psi.
They require 5 Micron Filtration and **CANNOT** be run dry.

ST20/25/28/30/35 - DS30 (BMT65)

DRIVEN

AXIAL REINFORCED DRIVEN TOOL H=85mm



PartNumber	Description	Spindle	I	RPM	Reversible	Cool Thru	Ext Cool	A	A1	B
DWO 2480132	Axial Reinforced ER32	ER32	1:1	6000	X		X	99.7	56.5	
DWO 2480232	Axial Reinforced ER32 Cool Thru*	ER32	1:1	6000	X	X	X	99.7	67.5	
DWO 2480725	Axial Reinforced Weldon 25	Weldon 25	1:1	6000	X		X		106	56.5
DWO 2480825	Axial Reinforced Weldon 25 Cool Thru*	Weldon 25	1:1	6000	X	X	X		106	67.5

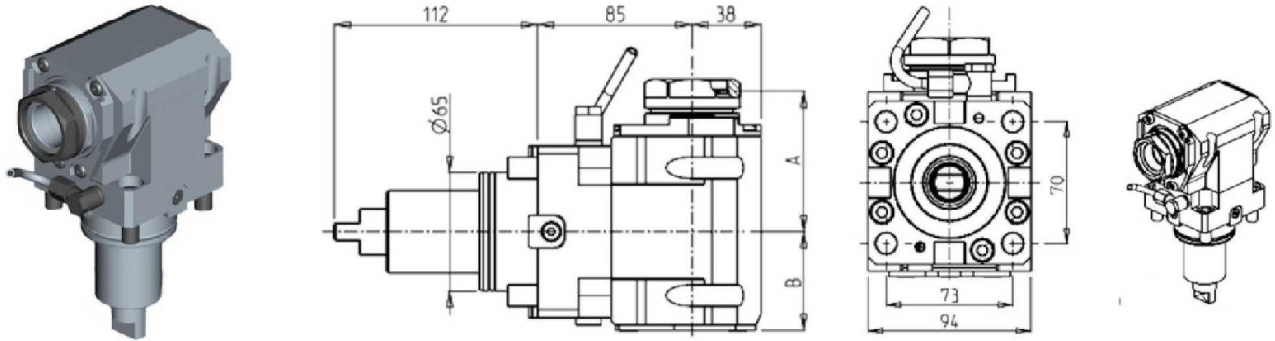
* Coolant Thru tools are designed for 1000 psi.
They require 5 Micron Filtration and **CANNOT** be run dry.

ST20/25/28/30/35 - DS30 (BMT65)

DRIVEN

QUICK CHANGE AXIAL MTSK DRIVEN TOOL H=85mm

See Accessories for MTSK Adaptors

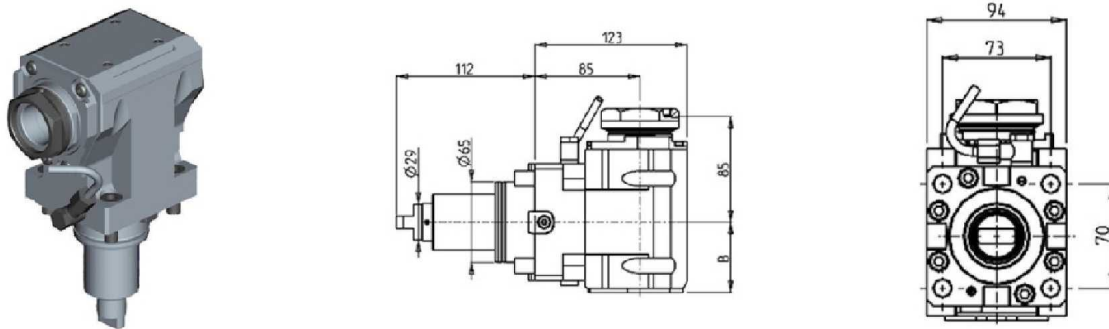


PartNumber	Description	Spindle	Reversible	I	RPM	Cool Thru	Ext. Cool	A	B
DWO 1180140	Axial MTSK-40	MTSK-40	X	1:1	6000		X	77	54
DWO 1180240	Axial MTSK-40 Cool Thru*	MTSK-40	X	1:1	6000	X	X	77	65
DWO 1180150	Axial MTSK-50	MTSK-50	X	1:1	6000		X	79	54
DWO 1180250	Axial MTSK-50 Cool Thru*	MTSK-50	X	1:1	6000	X	X	79	65

* Coolant Thru tools are designed for 1000 psi.
They require 5 Micron Filtration and **CANNOT** be run dry.

QUICK CHANGE AXIAL MTSK REINFORCED DRIVEN TOOL H=85mm

See Accessories for MTSK Adaptors



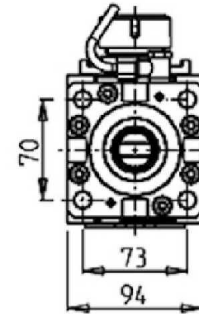
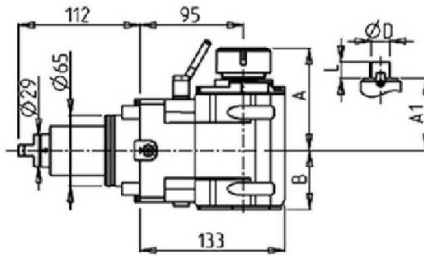
PartNumber	Description	Spindle	I	RPM	Reversible	Cool Thru	Ext Cool	B
DWO 2190150	Axial MTSK-50	MTSK-50	1:1	6000	X		X	56.5
DWO 2190250	Axial MTSK-50 Cool Thru*	MTSK-50	1:1	6000	X	X	X	67.5

* Coolant Thru tools are designed for 1000 psi.
They require 5 Micron Filtration and **CANNOT** be run dry.

ST20/25/28/30/35 - DS30 (BMT65)

DRIVEN

AXIAL DRIVEN TOOL H=95mm



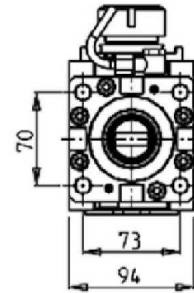
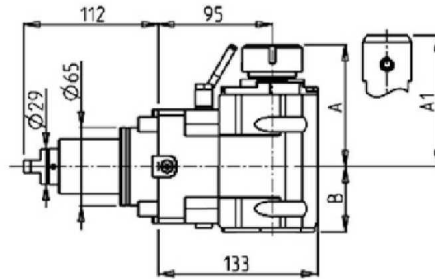
PartNumber	Description	Spindle	I	RPM	Reversible	Cool Thru	Ext Cool	A	A1	B	D	L
DWO 2510325	Axial ERA25	ERA25	1:1	6000	X		X	65		54		
DWO 2510425	Axial ERA25 Cool Thru*	ERA25	1:1	6000	X	X	X	65		65		
DWO 2510125	Axial ER25	ER25	1:1	6000	X		X	91.2		54		
DWO 2510225	Axial ER25 Cool Thru*	ER25	1:1	6000	X	X	X	91.2		65		
DWO 2510132	Axial ER32	ER32	1:1	6000	X		X	93.7		54		
DWO 2510232	Axial ER32 Cool Thru*	ER32	1:1	6000	X	X	X	93.7		65		
DWO 2510140	Axial ER40	ER40	1:1	6000	X		X	98.2		54		
DWO 2510240	Axial ER40 Cool Thru*	ER40	1:1	6000	X	X	X	98.2		65		
DWO 2510516	Axial Mill Head Ø16x17mm	16x17	1:1	6000	X		X		67.5	54	16	17
DWO 2510522	Axial Mill Head Ø22x19mm	22x19	1:1	6000	X		X		67.5	54	22	19
DWO 2510527	Axial Mill Head Ø27x21mm	27x21	1:1	6000	X		X		70	54	27	21

* Coolant Thru tools are designed for 1000 psi.
They require 5 Micron Filtration and **CANNOT** be run dry.

ST20/25/28/30/35 - DS30 (BMT65)

DRIVEN

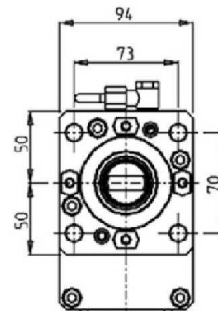
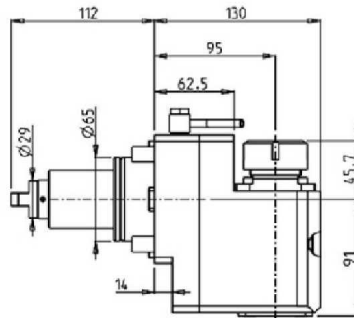

AXIAL REINFORCED DRIVEN TOOL H=95mm



PartNumber	Description	Spindle	I	RPM	Reversible	Cool Thru	Ext Cool	A	A1	B
DWO 2500132	Axial Reinforced ER32	ER32	1:1	6000	X		X	99.7	56.5	
DWO 2500232	Axial Reinforced ER32 Cool Thru*	ER32	1:1	6000	X	X	X	99.7	67.5	
DWO 2500725	Axial Reinforced Weldon 25	Weldon 25	1:1	6000	X		X		106	56.5
DWO 2500825	Axial Reinforced Weldon 25 Cool Thru*	Weldon 25	1:1	6000	X	X	X		106	67.5

* Coolant Thru tools are designed for 1000 psi.
They require 5 Micron Filtration and **CANNOT** be run dry.

AXIAL REAR-SET DRIVEN TOOL H=95mm



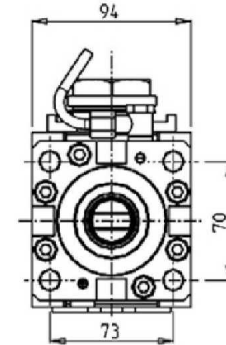
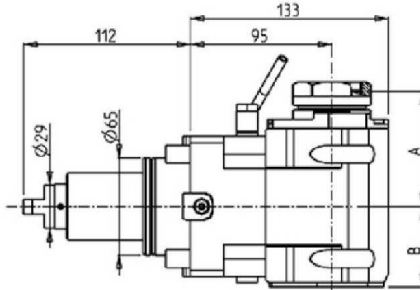
PartNumber	Description	Spindle	I	RPM	Reversible	Ext Cool
DWO 2570132	Axial Rear-Set ER32	ER32	1:1	6000	X	X

ST20/25/28/30/35 - DS30 (BMT65)

DRIVEN

QUICK CHANGE AXIAL MTSK DRIVEN TOOL H=95mm

See Accessories for MTSK Adaptors

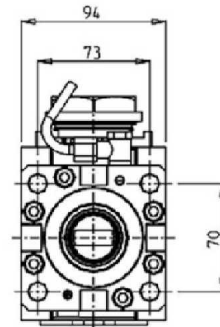
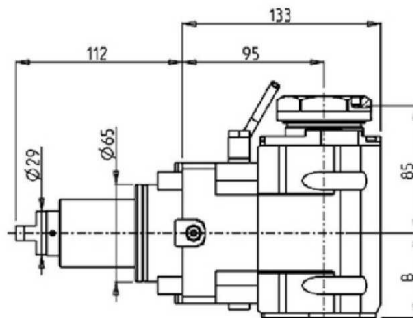


PartNumber	Description	Spindle	I	RPM	Reversible	Cool Thru	Ext Cool	A	B
DWO 2530140	Axial MTSK-40	MTSK-40	1:1	6000	X		X	77	54
DWO 2530240	Axial MTSK-40 Cool Thru*	MTSK-40	1:1	6000	X	X	X	77	65
DWO 2530150	Axial MTSK-50	MTSK-50	1:1	6000	X		X	79	54
DWO 2530250	Axial MTSK-50 Cool Thru*	MTSK-50	1:1	6000	X	X	X	79	65

* Coolant Thru tools are designed for 1000 psi.
They require 5 Micron Filtration and **CANNOT** be run dry.

QUICK CHANGE AXIAL MTSK REINFORCED DRIVEN TOOL H=95mm

See Accessories for MTSK Adaptors



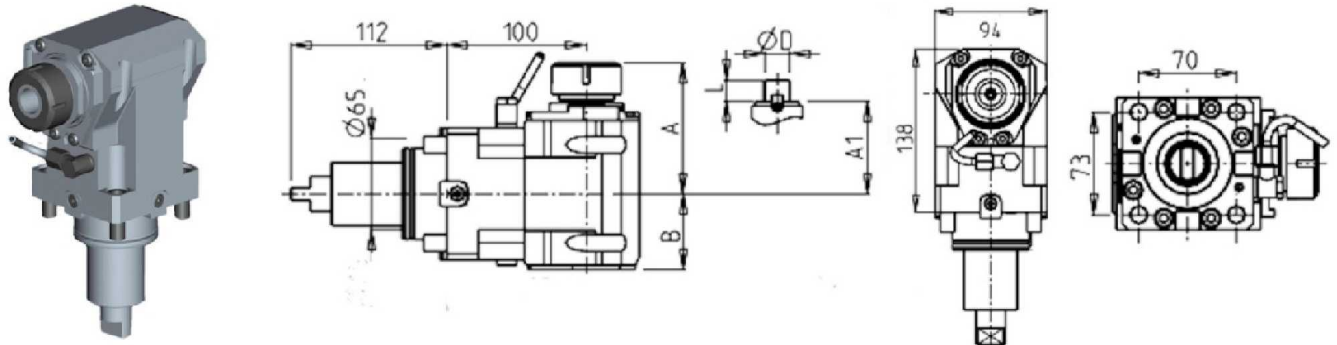
PartNumber	Description	Spindle	I	RPM	Reversible	Cool Thru	Ext Cool	B
DWO 2540150	Axial Reinforced MTSK-50	MTSK-50	1:1	6000	X		X	56.5
DWO 2540250	Axial Reinforced MTSK-50 Cool Thru*	MTSK-50	1:1	6000	X	X	X	67.5

* Coolant Thru tools are designed for 1000 psi.
They require 5 Micron Filtration and **CANNOT** be run dry.

ST20/25/28/30/35 - DS30 (BMT65)

DRIVEN

AXIAL DRIVEN TOOL H=100mm



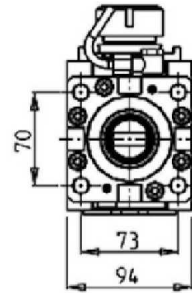
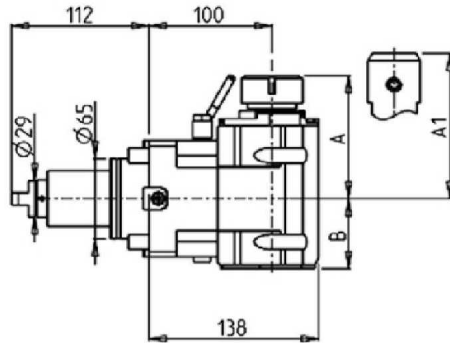
PartNumber	Description	Spindle	I	RPM	Reversible	Cool Thru	Ext Cool	A	A1	B	D	L
DWO 1140125	Axial ER25	ER25	1:1	6000	X		X	91.16		54		
DWO 1140225	Axial ER25 Cool Thru*	ER25	1:1	6000	X	X	X	91.16		65		
DWO 1140325	Axial ERA25	ERA25	1:1	6000	X		X	65		54		
DWO 1140425	Axial ERA25 Cool Thru*	ERA25	1:1	6000	X	X	X	65		65		
DWO 1140132	Axial ER32	ER32	1:1	6000	X		X	93.66		54		
DWO 1140232	Axial ER32 Cool Thru*	ER32	1:1	6000	X	X	X	93.66		65		
DWO 1140140	Axial ER40	ER40	1:1	6000	X		X	98.16		54		
DWO 1140240	Axial ER40 Cool Thru*	ER40	1:1	6000	X	X	X	98.16		65		
DWO 1140516	Axial Mill Head Ø16x17mm	16x17	1:1	6000	X		X			67.5	54	16 17
DWO 1140522	Axial Mill Head Ø22x19mm	22x19	1:1	6000	X		X			67.5	54	22 19
DWO 1140527	Axial Mill Head Ø27x21mm	27x21	1:1	6000	X		X			70	54	27 21

* Coolant Thru tools are designed for 1000 psi.
They require 5 Micron Filtration and **CANNOT** be run dry.

ST20/25/28/30/35 - DS30 (BMT65)

DRIVEN

AXIAL REINFORCED DRIVEN TOOL H=100mm



PartNumber	Description	Spindle	I	RPM	Reversible	Cool Thru	Ext Cool	A	A1	B
DWO 2490132	Axial Reinforced ER32	ER32	1:1	6000	X		X	99.7	56.5	
DWO 2490232	Axial Reinforced ER32 Cool Thru*	ER32	1:1	6000	X	X	X	99.7	67.5	
DWO 2490725	Axial Reinforced Weldon 25	Weldon 25	1:1	6000	X		X		106	56.5
DWO 2490825	Axial Reinforced Weldon 25 Cool Thru*	Weldon 25	1:1	6000	X	X	X		106	67.5

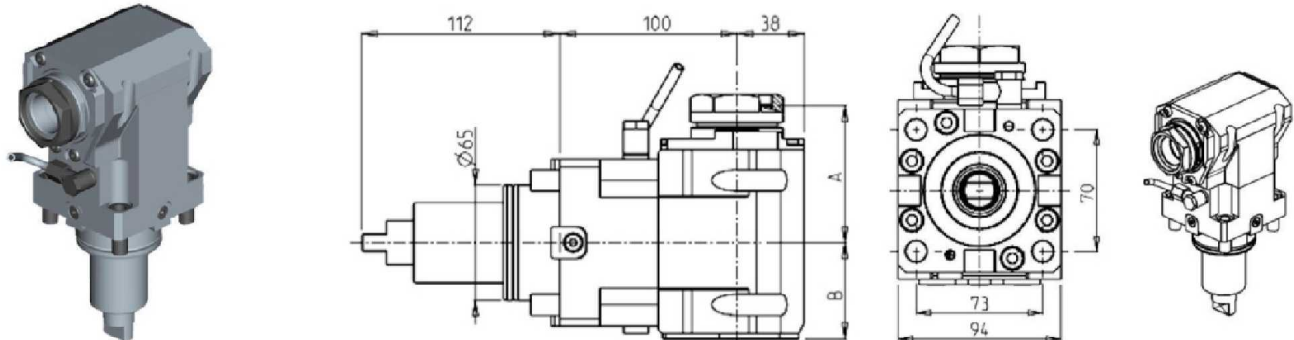
* Coolant Thru tools are designed for 1000 psi.
They require 5 Micron Filtration and **CANNOT** be run dry.

ST20/25/28/30/35 - DS30 (BMT65)

DRIVEN

QUICK CHANGE AXIAL MTSK DRIVEN TOOL H=100mm

See Accessories for MTSK Adaptors

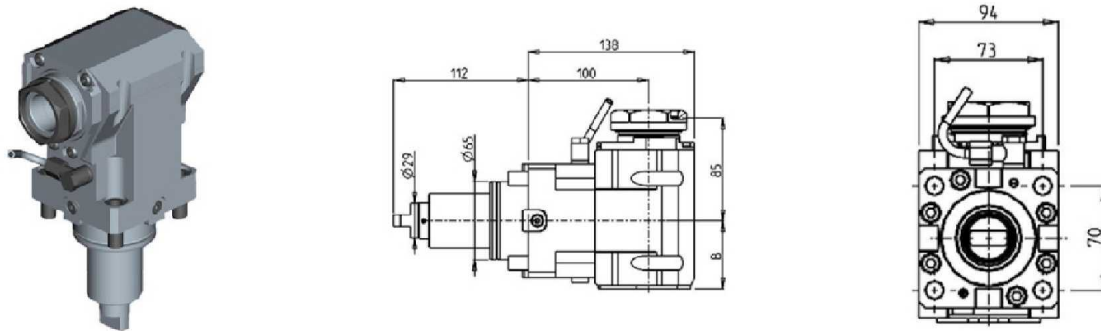


PartNumber	Description	Spindle	Reversible	I	RPM	Cool Thru	Ext. Cool	A	B
DWO 1190140	Axial MTSK-40	MTSK-40	X	1:1	6000		X	77	54
DWO 1190240	Axial MTSK-40 Cool Thru*	MTSK-40	X	1:1	6000	X	X	77	65
DWO 1190150	Axial MTSK-50	MTSK-50	X	1:1	6000		X	79	54
DWO 1190250	Axial MTSK-50 Cool Thru*	MTSK-50	X	1:1	6000	X	X	79	65

* Coolant Thru tools are designed for 1000 psi.
They require 5 Micron Filtration and **CANNOT** be run dry.

QUICK CHANGE AXIAL MTSK REINFORCED DRIVEN TOOL H=100mm

See Accessories for MTSK Adaptors



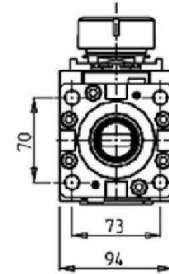
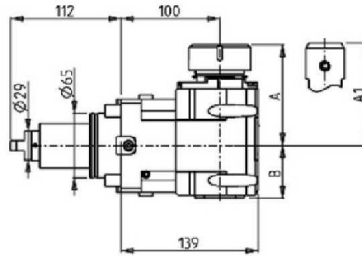

PartNumber	Description	Spindle	I	RPM	Reversible	Cool Thru	Ext Cool	B
DWO 2200150	Axial MTSK-50	MTSK-50	1:1	6000	X		X	56.5
DWO 2200250	Axial MTSK-50 Cool Thru*	MTSK-50	1:1	6000	X	X	X	67.5

* Coolant Thru tools are designed for 1000 psi.
They require 5 Micron Filtration and **CANNOT** be run dry.

ST20/25/28/30/35 - DS30 (BMT65)

DRIVEN

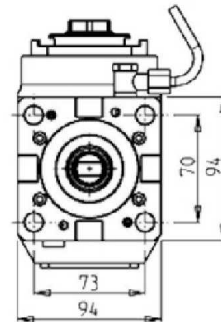
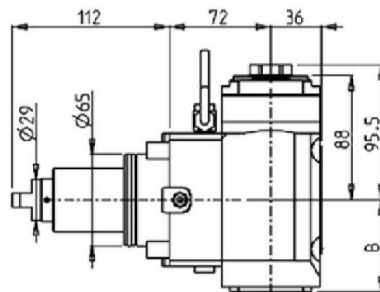
AXIAL GEARED-DOWN 2:1 DRIVEN TOOL H=100mm



PartNumber	Description	Spindle	I	RPM	Reversible	Cool Thru	Ext Cool	A	A1	B
DWO 2360132	Axial Geared-Down 2:1 ER32	ER32	2:1	3000	X		X	98.7		53
DWO 2360232	Axial Geared-Down 2:1 ER32 Cool Thru	ER32	2:1	3000	X	X	X	98.7		66.5
DWO 2360140	Axial Geared-Down 2:1 ER40	ER40	2:1	3000	X		X	101.7		53
DWO 2360240	Axial Geared-Down 2:1 ER40 Cool Thru	ER40	2:1	3000	X	X	X	101.7		66.5
DWO 2360725	Axial Geared-Down 2:1 Weldon 25	Weldon 25	2:1	3000	X		X		106	53
DWO 2360825	Axial Geared-Down 2:1 Weldon 25 Cool Thru	Weldon 25	2:1	3000	X	X	X		106	66.5

* Coolant Thru tools are designed for 1000 psi.
They require 5 Micron Filtration and **CANNOT** be run dry.

AXIAL GEARED-UP 1:2 DRIVEN TOOL H=72mm



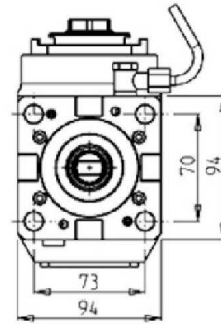
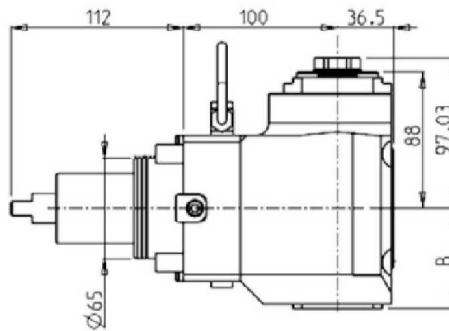
PartNumber	Description	Spindle	I	RPM	Reversible	Cool Thru	Ext Cool	B
DWO 3780125	Axial Geared-Up 1:2 ERA25	ERA25	1:2	12000	X		X	64.7
DWO 3780225	Axial Geared-Up 1:2 ERA25 Cool Thru*	ERA25	1:2	12000	X	X	X	73.2

* Coolant Thru tools are designed for 1000 psi.
They require 5 Micron Filtration and **CANNOT** be run dry.

ST20/25/28/30/35 - DS30 (BMT65)

DRIVEN

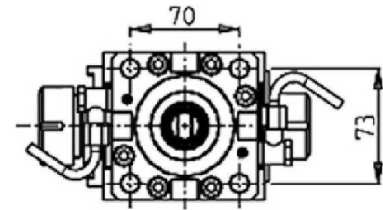
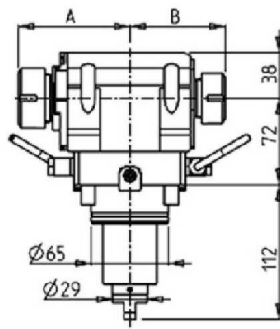
AXIAL GEARED-UP 1:2 DRIVEN TOOL



PartNumber	Description	Spindle	I	RPM	Reversible	Cool Thru	Ext. Cool	B
DWO 0710125	Axial Geared-Up ERA25 1:2	ERA25	1:2	12000	X		X	64.7
DWO 0710225	Axial Geared-Up ERA25 1:2 Cool Thru*	ERA25	1:2	12000	X	X	X	73.2

* Coolant Thru tools are designed for 1000 psi.
They require 5 Micron Filtration and **CANNOT** be run dry.

AXIAL OPPOSITE FACE DRIVEN TOOL H=72mm

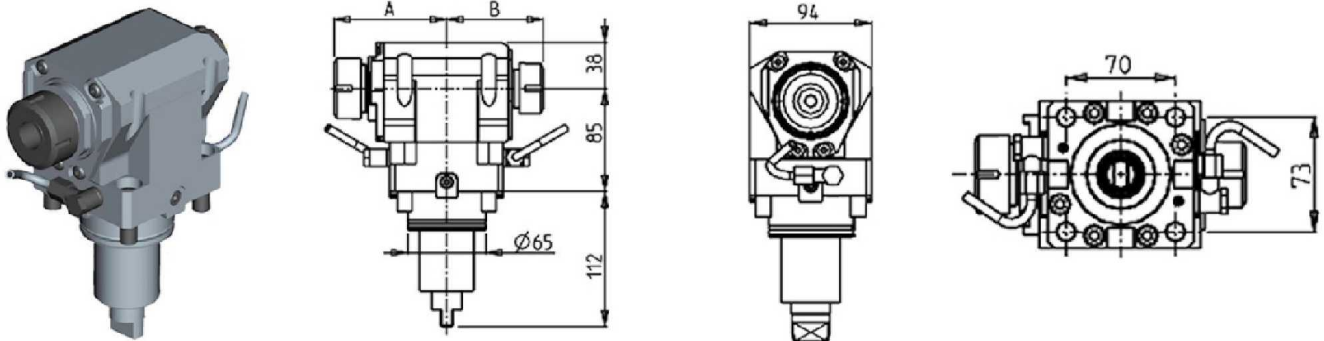


PartNumber	Description	Spindle	I	RPM	Reversible	Ext. Cool	A	B
DWO 0720132	Axial Opposite Face ER32+ER25	ER32+ER25	1:1	6000	X	X	93.66	80.16
DWO 0722520	Axial Opposite Face ERA25+ERA20	ERA25+ERA20	1:1	6000	X	X	65	55.5

ST20/25/28/30/35 - DS30 (BMT65)

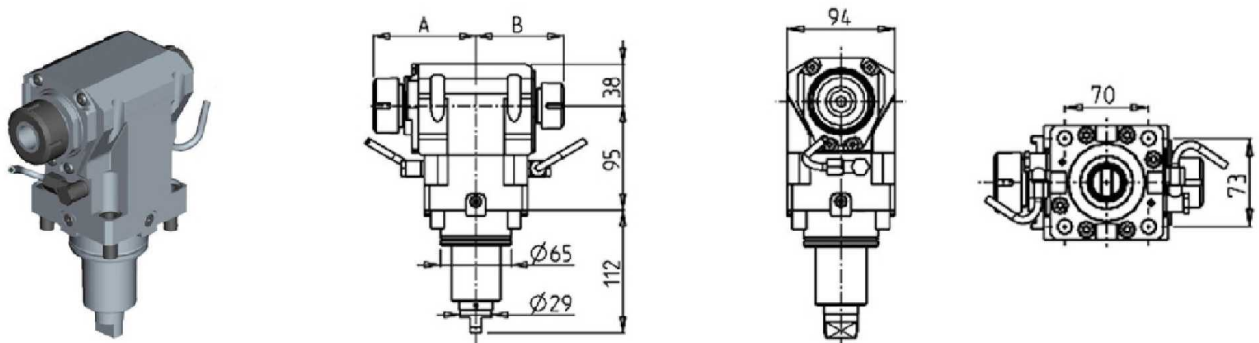
DRIVEN

AXIAL OPPOSITE FACE DRIVEN TOOL H=85mm



PartNumber	Description	Spindle	I	RPM	Reversible	Ext. Cool	A	B
DWO 1150132	Axial Opposite Face ER32+ER25	ER32+ER25	1:1	6000	X	X	93.66	80.16
DWO 1152520	Axial Opposite Face ERA25+ERA20	ERA25+ERA20	1:1	6000	X	X	65	55.5

AXIAL OPPOSITE FACE DRIVEN TOOL H=95mm

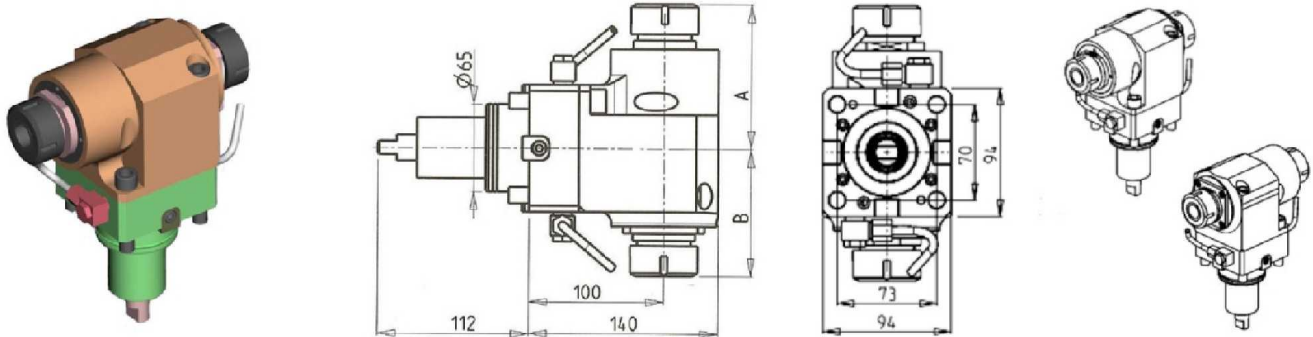


PartNumber	Description	Spindle	I	RPM	Reversible	Ext Cool	A	B
DWO 2520132	Axial Opposite Face ER32+ER25	ER32+ER25	1:1	6000	X	X	93.7	80.2
DWO 2522520	Axial Opposite Face ERA25+ERA20	ERA25+ERA20	1:1	6000	X	X	65	55.5

ST20/25/28/30/35 - DS30 (BMT65)

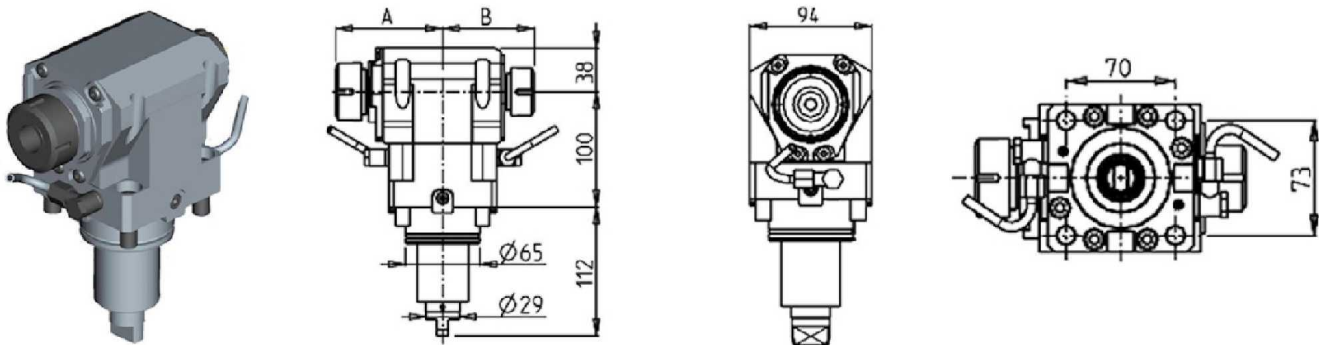
DRIVEN

AXIAL OPPOSITE FACE DRIVEN TOOL H=100mm



PartNumber	Description	Spindle	I	RPM	Reversible	Ext. Cool	A	B
DWO 0070232	Axial Double Outlet ER32+ER32	ER32+ER32	1:1	6000	X	X	107.66	94.26
DWO 0073225	Axial Double Outlet ERA25+ERA32	ERA25+ERA32	1:1	6000	X	X	106.03	81.13

AXIAL OPPOSITE FACE DRIVEN TOOL H=100mm

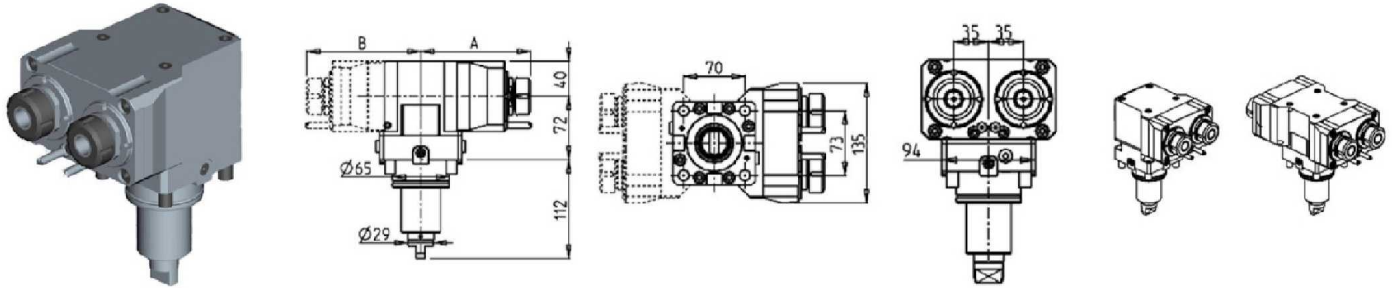


PartNumber	Description	Spindle	I	RPM	Reversible	Ext. Cool	A	B
DWO 1160132	Axial Opposite Face ER32+ER25	ER32+ER25	1:1	6000	X	X	93.66	80.16
DWO 1162520	Axial Opposite Face ERA25+ERA20	ERA25+ERA20	1:1	6000	X	X	65	55.5

ST20/25/28/30/35 - DS30 (BMT65)

DRIVEN

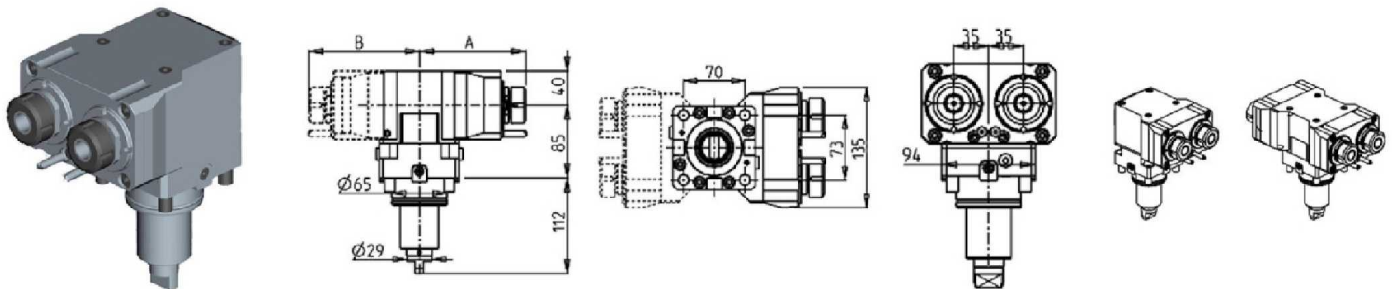
AXIAL SINGLE SIDE TWIN HEAD DRIVEN TOOL IN Y H=72mm



PartNumber	Description	Spindle	I	RPM	# of Tools	Reversible	Cool Thru	Ext. Cool	A	B
DWO 1120225	Axial Twin ER25	ER25	1:1	6000	2	X		X	130.46	60
DWO 1121225	Axial Twin ER25 Cool Thru	ER25	1:1	6000	2	X	X	X	150.16	60
DWO 1120325	Axial Twin ERA25	ERA25	1:1	6000	2	X		X	119	60
DWO 1121325	Axial Twin ERA25 Cool Thru	ERA25	1:1	6000	2	X	X	X	142	60
DWO 1122225	Axial Twin ER25+ER25	ER25+ER25	1:1	6000	2+2	X		X	130.46	125.46
DWO 1122325	Axial Twin ERA25+ERA25	ERA25+ERA25	1:1	6000	2+2	X		X	119	114

* Coolant Thru tools are designed for 1000 psi.
They require 5 Micron Filtration and **CANNOT** be run dry.

AXIAL SINGLE SIDE TWIN HEAD DRIVEN TOOL IN Y H=85mm



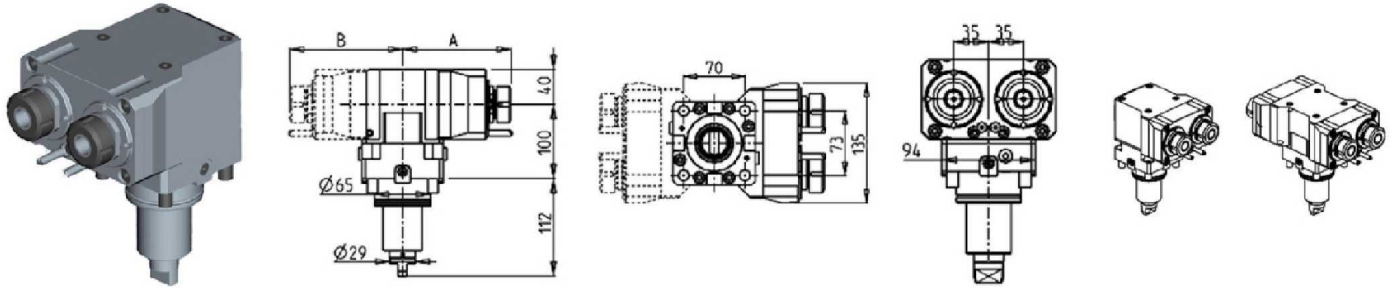
PartNumber	Description	Spindle	I	RPM	# of Tools	Reversible	Cool Thru	Ext. Cool	A	B
DWO 1220225	Axial Twin ER25	ER25	1:1	6000	2	X		X	130.46	60
DWO 1221225	Axial Twin ER25 Cool Thru	ER25	1:1	6000	2	X	X	X	150.16	60
DWO 1220325	Axial Twin ERA25	ERA25	1:1	6000	2	X		X	119	60
DWO 1221325	Axial Twin ERA25 Cool Thru	ERA25	1:1	6000	2	X	X	X	142	60
DWO 1222225	Axial Twin ER25+ER25	ER25+ER25	1:1	6000	2+2	X		X	130.46	125.46
DWO 1222325	Axial Twin ERA25+ERA25	ERA25+ERA25	1:1	6000	2+2	X		X	119	114

* Coolant Thru tools are designed for 1000 psi.
They require 5 Micron Filtration and **CANNOT** be run dry.

ST20/25/28/30/35 - DS30 (BMT65)

DRIVEN

AXIAL SINGLE SIDE TWIN HEAD DRIVEN TOOL IN Y H=100mm



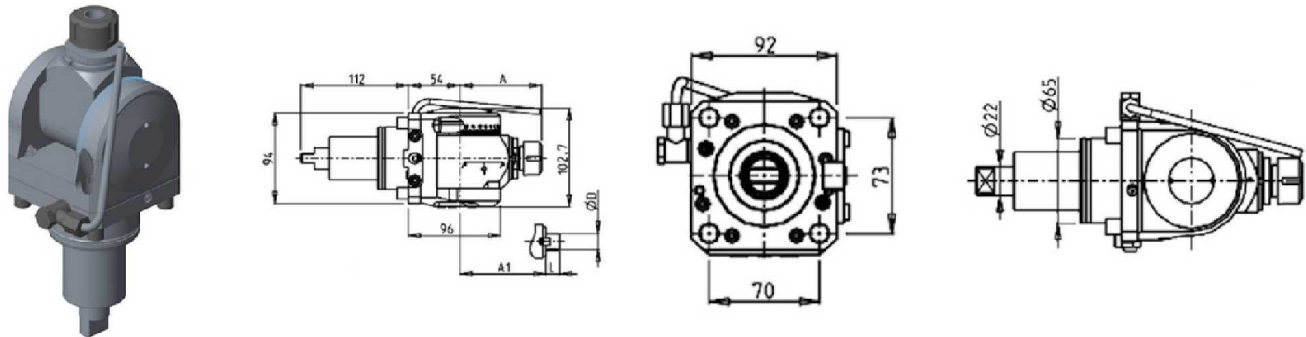
PartNumber	Description	Spindle	I	RPM	# of Tools	Reversible	Cool Thru	Ext. Cool	A	B
DWO 1230225	Axial Twin ER25	ER25	1:1	6000	2	X		X	130.46	60
DWO 1231225	Axial Twin ER25 Cool Thru	ER25	1:1	6000	2	X	X	X	150.16	60
DWO 1230325	Axial Twin ERA25	ERA25	1:1	6000	2	X		X	119	60
DWO 1231325	Axial Twin ERA25 Cool Thru	ERA25	1:1	6000	2	X	X	X	142	60
DWO 1232225	Axial Twin ER25+ER25	ER25+ER25	1:1	6000	2+2	X		X	130.46	125.46
DWO 1232325	Axial Twin ERA25+ERA25	ERA25+ERA25	1:1	6000	2+2	X		X	119	114

* Coolant Thru tools are designed for 1000 psi.
They require 5 Micron Filtration and **CANNOT** be run dry.

ST20/25/28/30/35 - DS30 (BMT65)

DRIVEN

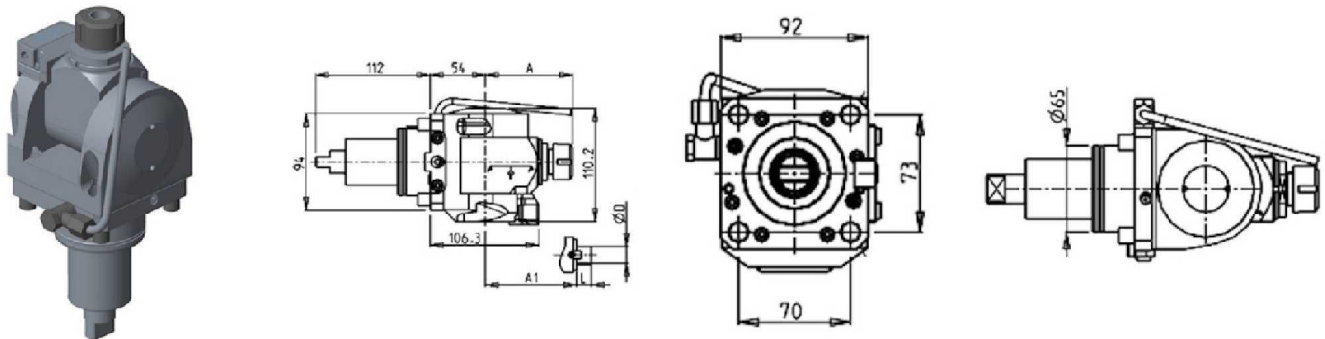
0-180 ADJUSTABLE ANGLE DRIVEN TOOL H=54mm



PartNumber	Description	Spindle	I	RPM	Reversible	Ext Cool	A	A1	D	L
DWO 1920120	0-180 Adjustable Angle ER20	ER20	1:1	6000	X	X	85.16			
DWO 1920125	0-180 Adjustable Angle ER25	ER25	1:1	6000	X	X	86.16			
DWO 1920519	0-180 Adjustable Angle 3/4"x3/4"	3/4"x3/4"	1:1	6000	X	X		65	3/4"	3/4"
DWO 1920516	0-180 Adjustable Angle 16x17mm	16x17mm	1:1	6000	X	X		65	16	17
DWO 1920522	0-180 Adjustable Angle 22x19mm	22x19mm	1:1	6000	X	X		66	22	19

Note : Wrenches are provided with the purchase of Specialty Toolholders

0-180 ADJUSTABLE ANGLE DRIVEN TOOL WITH DIGITAL DISPLAY H=54mm



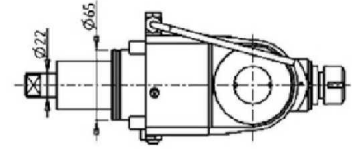
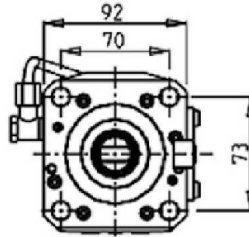
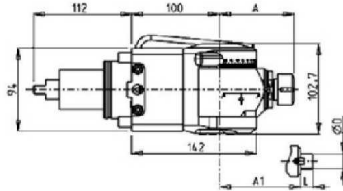
PartNumber	Description	Spindle	I	RPM	Reversible	Ext Cool	A	A1	D	L
DWO 1850120	0-180 Adj. Angle ER20 with Digital Display	ER20	1:1	6000	X	X	85.16			
DWO 1850125	0-180 Adj. Angle ER25 with Digital Display	ER25	1:1	6000	X	X	86.16			
DWO 1850519	0-180 Adj. Angle 3/4"x3/4" with Digital Display	3/4"x3/4"	1:1	6000	X	X		65	3/4"	3/4"
DWO 1850516	0-180 Adj. Angle 16x17mm with Digital Display	16x17mm	1:1	6000	X	X		65	16	17
DWO 1850522	0-180 Adj. Angle 22x19mm with Digital Display	22x19mm	1:1	6000	X	X		66	22	19

Note : Wrenches are provided with the purchase of Specialty Toolholders

ST20/25/28/30/35 - DS30 (BMT65)

DRIVEN

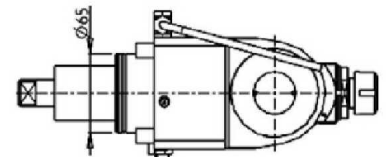
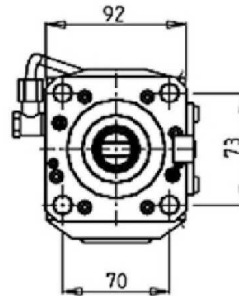
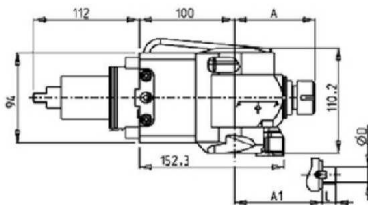
0-180 ADJUSTABLE ANGLE DRIVEN TOOL H=100mm



PartNumber	Description	Spindle	I	RPM	Reversible	Ext Cool	A	A1	D	L
DWO 1930120	0-180 Adjustable Angle ER20	ER20	1:1	6000	X	X	85.16			
DWO 1930125	0-180 Adjustable Angle ER25	ER25	1:1	6000	X	X	86.16			
DWO 1930519	0-180 Adjustable Angle 3/4"x3/4"	3/4"x3/4"	1:1	6000	X	X	65	3/4"	3/4"	
DWO 1930516	0-180 Adjustable Angle 16x17mm	16x17mm	1:1	6000	X	X	65	16	17	
DWO 1930522	0-180 Adjustable Angle 22x19mm	22x19mm	1:1	6000	X	X	66	22	19	

Note : Wrenches are provided with the purchase of Specialty Toolholders

0-180 ADJUSTABLE ANGLE DRIVEN TOOL WITH DIGITAL DISPLAY H=100mm



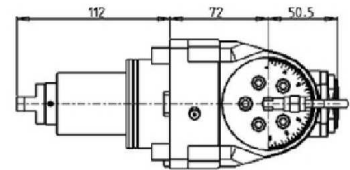
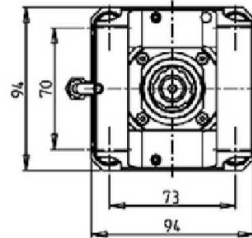
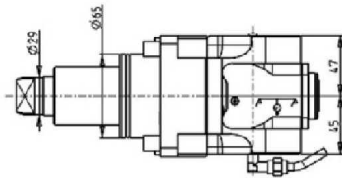
PartNumber	Description	Spindle	I	RPM	Reversible	Ext Cool	A	A1	D	L
DWO 1860120	0-180 Adj. Angle ER20 with Digital Display	ER20	1:1	6000	X	X	85.16			
DWO 1860125	0-180 Adj. Angle ER25 with Digital Display	ER25	1:1	6000	X	X	86.16			
DWO 1860519	0-180 Adj. Angle 3/4"x3/4" with Digital Display	3/4"x3/4"	1:1	6000	X	X	65	3/4"	3/4"	
DWO 1860516	0-180 Adj. Angle 16x17mm with Digital Display	16x17mm	1:1	6000	X	X	65	16	17	
DWO 1860522	0-180 Adj. Angle 22x19mm with Digital Display	22x19mm	1:1	6000	X	X	66	22	19	

Note : Wrenches are provided with the purchase of Specialty Toolholders

ST20/25/28/30/35 - DS30 (BMT65)

DRIVEN

0-180 ADJUSTABLE ANGLE DRIVEN TOOL H=72mm



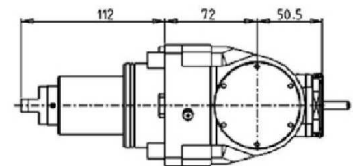
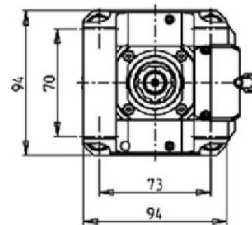
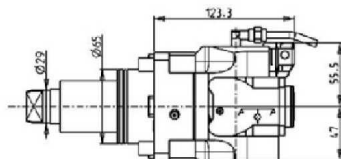
PartNumber	Description	Spindle	I	RPM	Reversible	Cool Thru	Ext Cool
DWO 1940120	0-180 Adjustable Angle ERA20	ERA20	1:1	6000	X		X
DWO 1940220	0-180 Adjustable Angle ERA20 Cool Thru*	ERA20	1:1	6000	X	X	X

* Coolant Thru tools are designed for 1000 psi.
They require 5 Micron Filtration and **CANNOT** be run dry.

Note :

Wrenches are provided with the purchase of Specialty Toolholders

0-180 ADJUSTABLE ANGLE DRIVEN TOOL WITH DIGITAL DISPLAY H=72mm



PartNumber	Description	Spindle	I	RPM	Reversible	Cool Thru	Ext Cool
DWO 1945120	0-180 Adj. Angle ERA20 with Digital Display	ERA20	1:1	6000	X		X
DWO 1945220	0-180 Adj. Angle ERA20 with Digital Display Cool Thru*	ERA20	1:1	6000	X	X	X

* Coolant Thru tools are designed for 1000 psi.
They require 5 Micron Filtration and **CANNOT** be run dry.

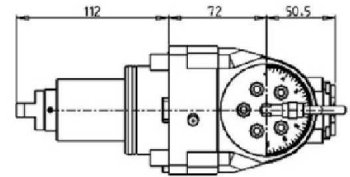
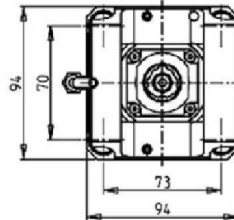
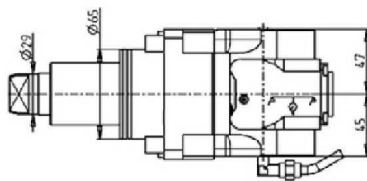
Note :

Wrenches are provided with the purchase of Specialty Toolholders

ST20/25/28/30/35 - DS30 (BMT65)

DRIVEN

0-180 ADJUSTABLE ANGLE DRIVEN TOOL GEARED-UP 1:2 H=72mm



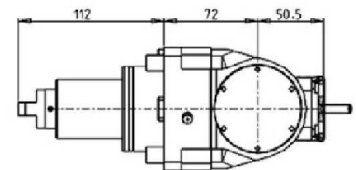
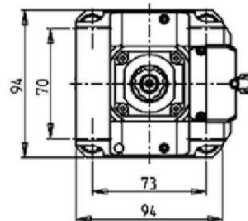
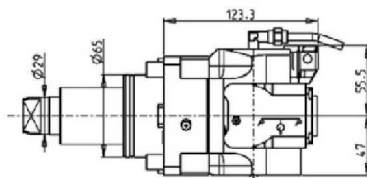
PartNumber	Description	Spindle	I	RPM	Reversible	Cool Thru	Ext Cool
DWO 1940316	0-180 Adj. Angle Geared-Up ERA16	ERA16	1:2	12000	X		X
DWO 1940416	0-180 Adj. Angle Geared-Up ERA16 Cool Thru*	ERA16	1:2	12000	X	X	X

* Coolant Thru tools are designed for 1000 psi.
They require 5 Micron Filtration and **CANNOT** be run dry.

Note :

Wrenches are provided with the purchase of Specialty Toolholders

0-180 ADJUSTABLE ANGLE DRIVEN TOOL GEARED-UP 1:2 WITH DIGITAL DISPLAY H=72mm



PartNumber	Description	Spindle	I	RPM	Reversible	Cool Thru	Ext Cool
DWO 1945316	0-180 Adj. Angle Geared-Up ERA16 with Digital Display	ERA16	1:2	12000	X		X
DWO 1945416	0-180 Adj. Angle Geared-Up ERA16 with Digital Display Cool Thru*	ERA16	1:2	12000	X	X	X

* Coolant Thru tools are designed for 1000 psi.
They require 5 Micron Filtration and **CANNOT** be run dry.

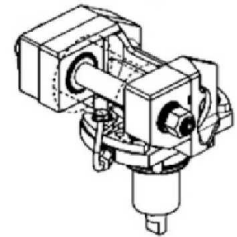
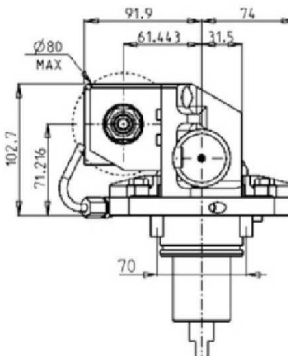
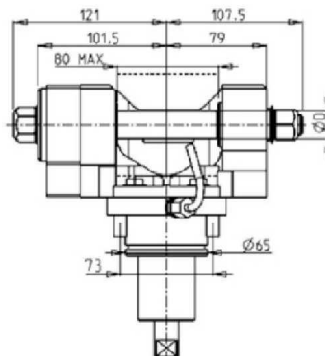

Note :

Wrenches are provided with the purchase of Specialty Toolholders

ST20/25/28/30/35 - DS30 (BMT65)

DRIVEN


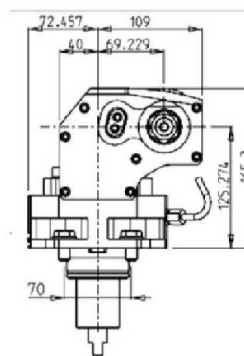
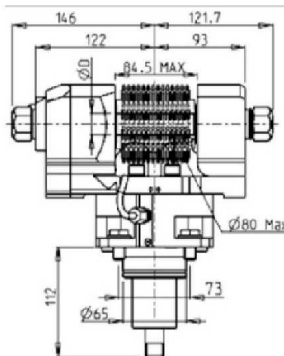

DRIVEN GEAR HOBBER



PartNumber	Description	I	RPM	Reversible	Ext. Cool	D mm	D Inch
0321100	Gear Hobbing Tool 1:1	1:1	6000	X	X	16-22-27-32	3/4"-1"-1 1/4"
0322100	Gear Hobbing Tool 2:1 Geared Down	2:1	3000	X	X	16-22-27-32	3/4"-1"-1 1/4"

Note : Wrenches are provided with the purchase of Specialty Toolholders

GEAR HOBBER - REINFORCED



PartNumber	Description	I	RPM	Reversible	Ext. Cool	D mm	D Inch
DWO 0031100	Heavy Duty Gear Hobb 1:1	1:1	6000	X	X	16-22-27-32	3/4"-1"-1 1/4"
DWO 0032100	Heavy Duty Gear Hobb 2:1 Geared Down	2:1	3000	X	X	16-22-27-32	3/4"-1"-1 1/4"

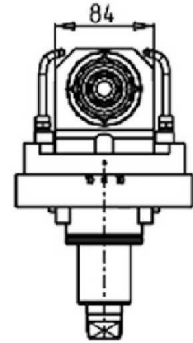
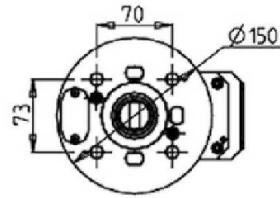
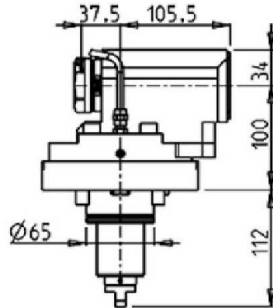
Note : Wrenches are provided with the purchase of Specialty Toolholders

ST20/25/28/30/35 - DS30 (BMT65)

DRIVEN

QUICK CHANGE AXIAL MTSK-40 DRIVEN TOOL FOR POWER SKIVING H=100mm

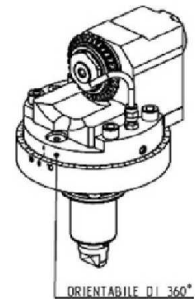
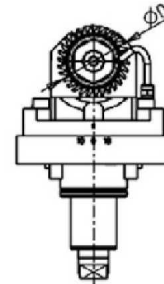
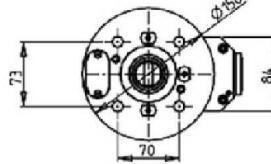
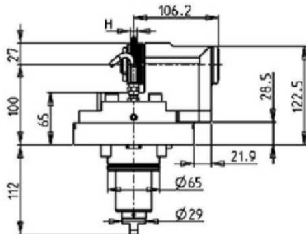

See Accessories for MTSK Adaptors



PartNumber	Description	Spindle	I	RPM	Reversible	Ext Cool
DWO 1770100	Axial MTSK-40 for Power Skiving	MTSK-40	1:1	6000	X	X

Note : Wrenches are provided with the purchase of Specialty Toolholders

DRIVEN TOOL FOR WORM SCREWS



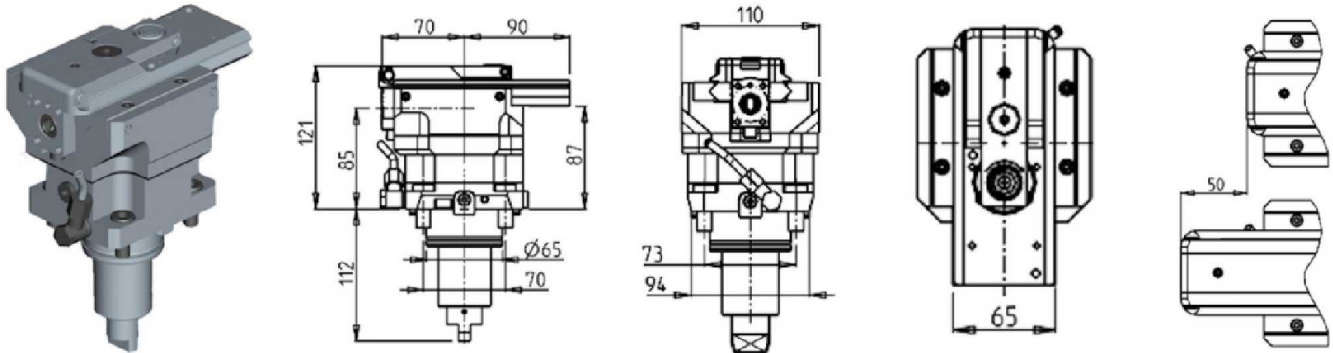
PartNumber	Description	Spindle	I	RPM	Reversible	Ext Cool	ØD	H
DWO 2928125	Driven Tool for Worm Screws Ø1"x12mm	Ø1"x12	1:1	6000	X	X	63-70-80	MAX 12
DWO 2928022	Driven Tool for Worm Screws Ø22x12mm	Ø22x12	1:1	6000	X	X	63-70-80	MAX 12

Note : Wrenches are provided with the purchase of Specialty Toolholders

ST20/25/28/30/35 - DS30 (BMT65)

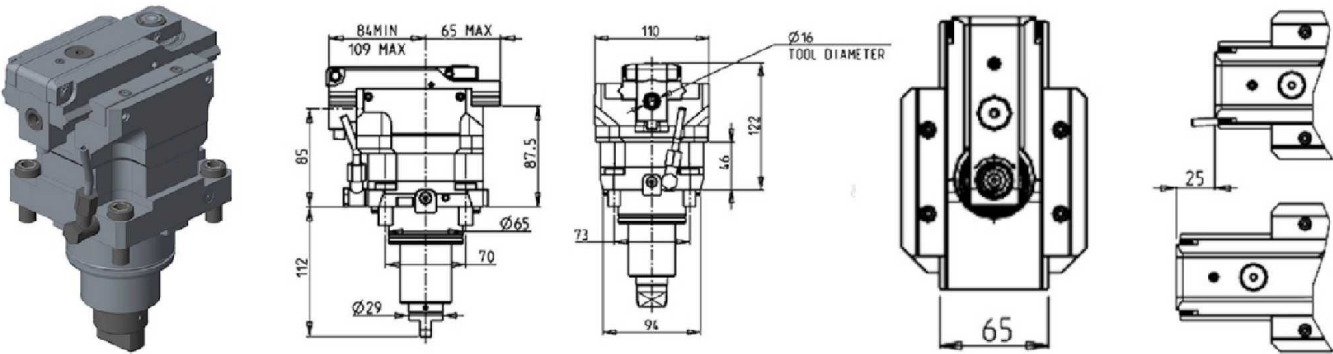
DRIVEN

BROACHING/SLOTING TOOL 50mm STROKE H=85mm



PartNumber	Description	I	RPM MAX	Reversible	Ext Cool
DWO 1530100	Broaching / Slotting Tool H=85mm	4:1	2000	X	X

BROACHING/SLOTING TOOL 25mm STROKE H=85mm

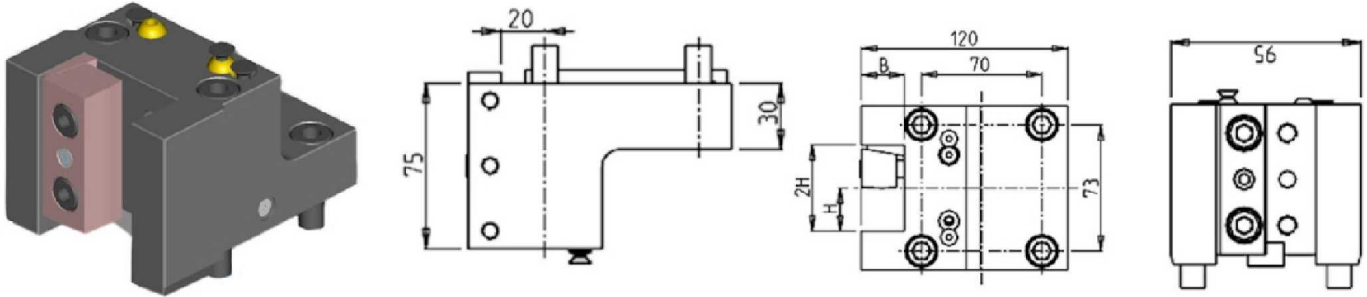


PartNumber	Description	I	RPM MAX	Reversible	Ext Cool
DWO 1530200	Broaching / Slotting Tool H=85mm	4:1	2400	X	X

ST20/25/28/30/35 - DS30 (BMT65)

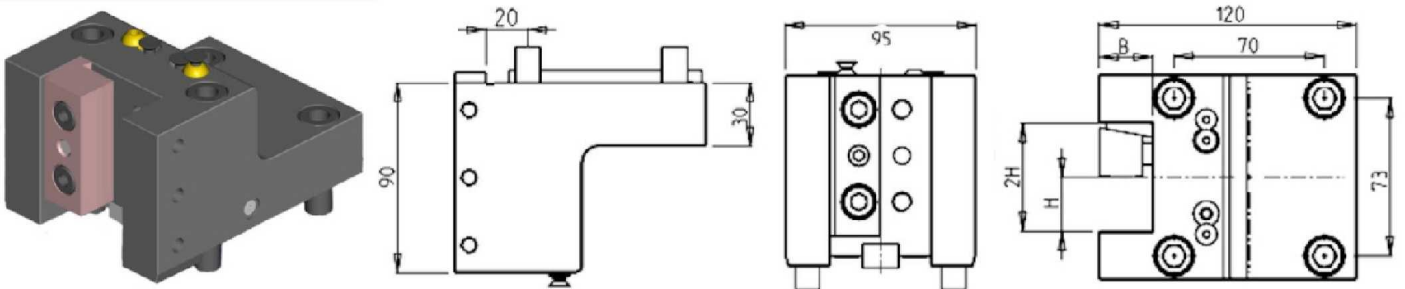
STATIC

RADIAL STATIC HOLDER H=75mm



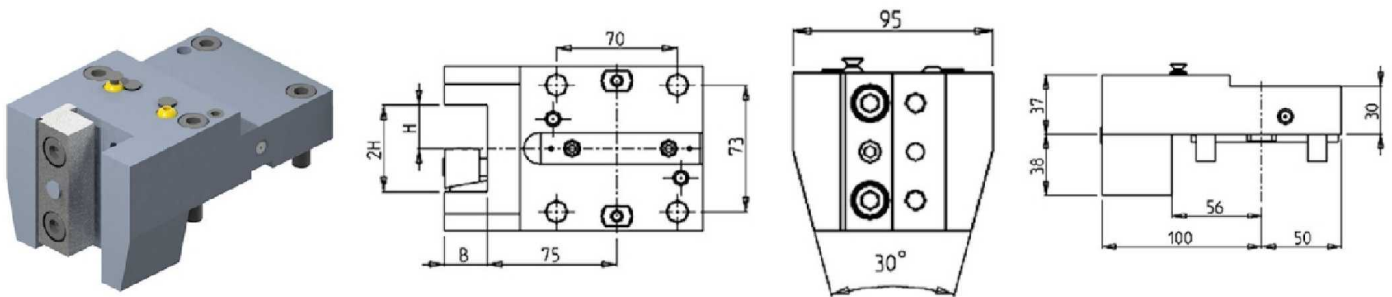
PartNumber	Description	# of Tools	Reversible	Cool Thru	Ext Cool	Dimensions	B	H
DWO 1422540	Radial Static Tool: 1" H=75mm	1	X		X	Inch	1"	1"
DWO 1422500	Radial Static Tool: 25mm H=75mm	1	X		X	mm	25	25
DWO 1422510	Radial Static Tool: 25mm H=75mm Cool Thru*	1	X	X	X	mm	25	25

RADIAL STATIC HOLDER H=90mm



PartNumber	Description	# of Tools	Reversible	Dimensions	B	H
DWO 0482540	Radial Static Tool: 1" H=90mm	1	X	Inch	1"	1"
DWO 0482000	Radial Static Tool: 20mm H=90mm	1	X	mm	20	20
DWO 0482500	Radial Static Tool: 25mm H=90mm	1	X	mm	25	25

RADIAL REAR-SET SINGLE STATIC TOOL

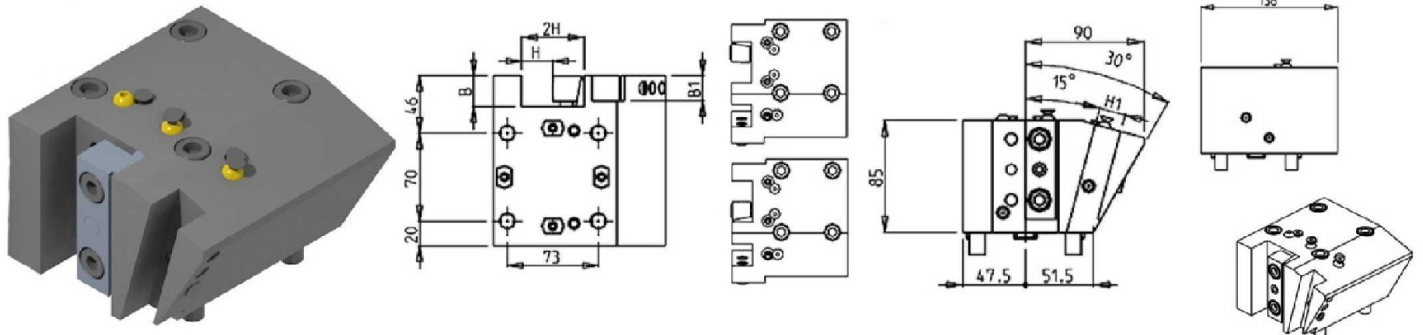


PartNumber	Description	# of Tools	Dimensions	B	H
DWO 3652500	Radial Rear Set Single Static Tool Ø25mm	1	mm	25	25

ST20/25/28/30/35 - DS30 (BMT65)

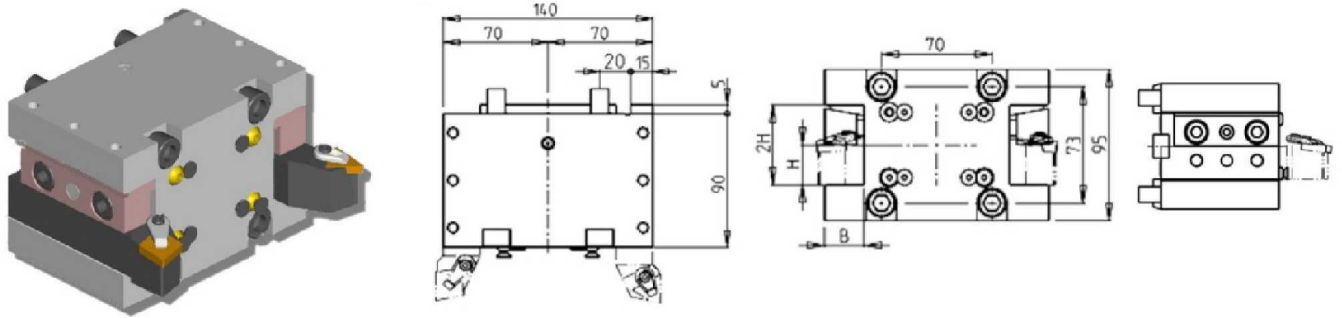
STATIC

RADIAL MULTIPLE STATIC TOOL



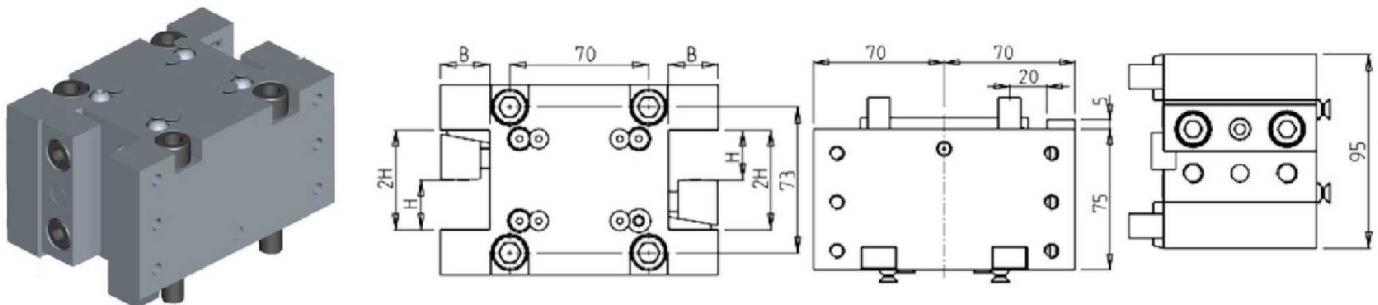
PartNumber	Description	# of Tools	Dimensions	B	H	B1	H1
DWO 2792500	Radial Multiple Static Tool 25mm	2	mm	25	25	20	20

RADIAL DOUBLE STATIC HOLDER H=90mm



PartNumber	Description	# of Tools	Reversible	Cool Thru	Ext Cool	Dimensions	B	H
DWO 0272540	Radial Double Static Tool : 1"	2	X		X	Inch	1"	1"
DWO 0272000	Radial Double Static Tool : 20mm	2	X		X	mm	20	20
DWO 0272500	Radial Double Static Tool : 25mm	2	X		X	mm	25	25
DWO 0272510	Radial Double Static Tool : 25mm Cool Thru*	2	X	X	X	mm	25	25

RADIAL DOUBLE STATIC HOLDER H=75mm

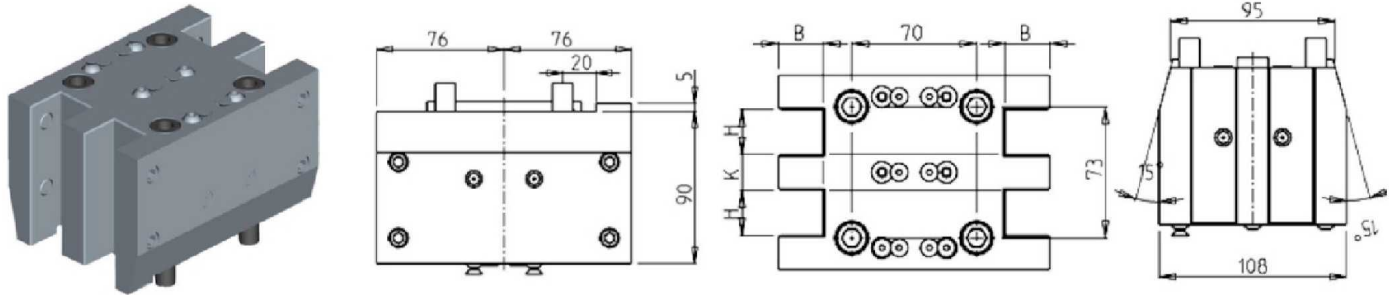


PartNumber	Description	# of Tools	Reversible	Dimensions	B	H
DWO 0672000	Radial Double Static Tool 20mm H=75mm	2/4	X	mm	20	20
DWO 0672500	Radial Double Static Tool 25mm H=75mm	2/4	X	mm	25	25

ST20/25/28/30/35 - DS30 (BMT65)

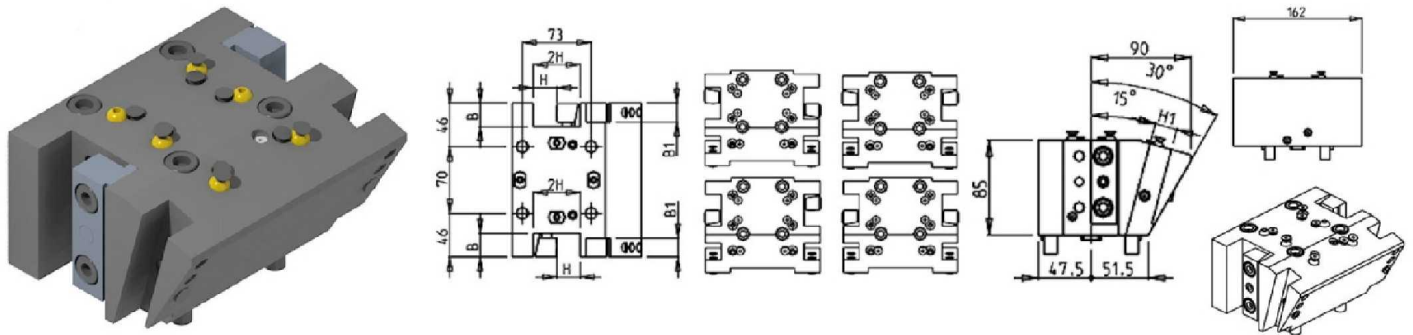
STATIC

RADIAL DOUBLE SIDE TWIN STATIC TOOL



PartNumber	Description	# of Tools	Reversible	Dimensions	H	K	B
DWO 0622540	Radial Double Side Twin Static Tool H=1"	4	X	Inch	1"	3/4"	1"
DWO 0622500	Radial Double Side Twin Static Tool H=25mm	4	X	mm	25	20	25

RADIAL DOUBLE MULTIPLE STATIC TOOL

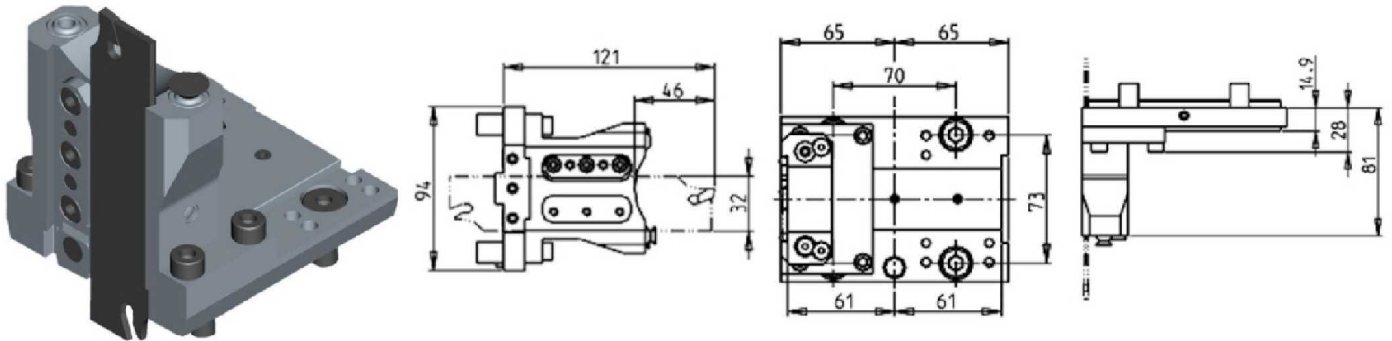


PartNumber	Description	# of Tools	Dimensions	B	H	B1	H1
DWO 2802500	Radial Double Multiple Static 25mm	4	mm	25	25	20	20

ST20/25/28/30/35 - DS30 (BMT65)

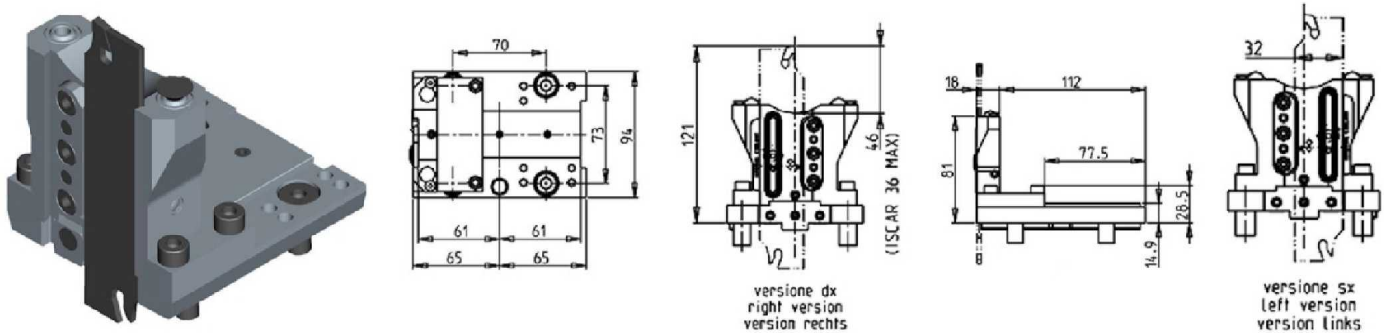
STATIC

RADIAL BLADE HOLDER WITH BLADE KIT



PartNumber	Description	# of Tools	Reversible	Ext Cool
DWO 1410132	Radial Blade Holder with Blade Kit	1	X	X
BLADEKIT	Blade Kit: 1 Blade, 10 Inserts			

RADIAL BLADE HOLDER WITH INTERNAL COOLANT-BLADE KIT NOT INCLUDED

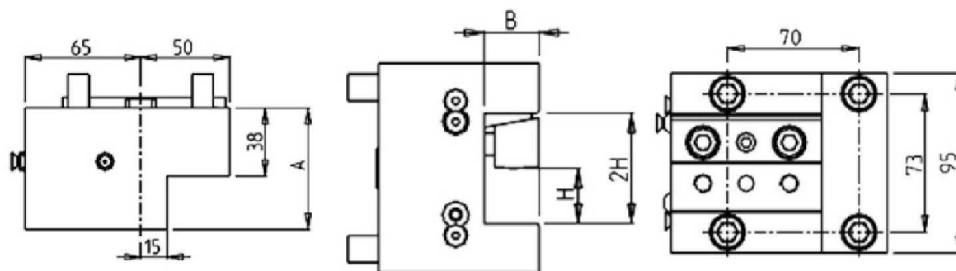



PartNumber	Description	# of Tools	Reversible	Ext Cool	Cool Thru
DWO 1730132R	Radial Blade Holder with Cool Thru (Right Hand)	1	X	X	X
DWO 1730132L	Radial Blade Holder with Cool Thru (Left Hand)	1	X	X	X
COOL THRU BLADEKIT	Blade Kit: 1 Blade, 10 Inserts				

ST20/25/28/30/35 - DS30 (BMT65)

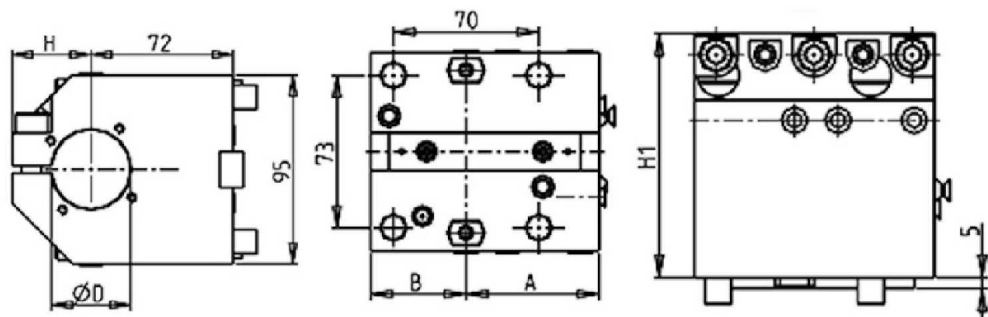

STATIC

AXIAL SINGLE STATIC TOOL



PartNumber	Description	# of Tools	Reversible	Cool Thru	Ext Cool	Dimensions	A	B	H
DWO 1452540	Axial Static Tool 1"	1	X		X	Inch	68	1"	1"
DWO 1452500	Axial Static Tool 25mm	1	X		X	mm	68	25	25
DWO 3462510	Axial Static Tool 25mm Cool Thru*	1	X	X	X	mm	90	25	25

AXIAL SINGLE BORING BAR HOLDER H=72mm

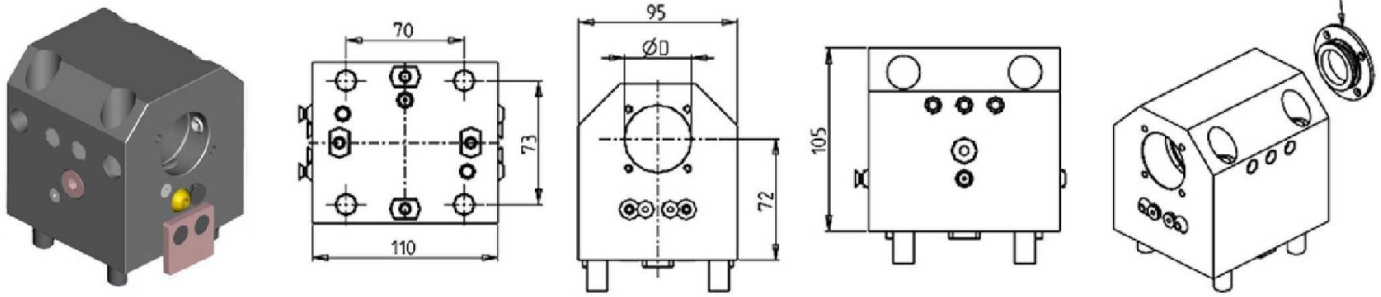


PartNumber	Description	# of Tools	Reversible	Cool Thru	Ext. Cool	Dim.	D	A	B	H	H1
0833810	Axial Single BBH: 1-1/2"	1	X	X	X	Inch	1 1/2"	64	46	40	112
0835080	Axial Single BBH: 2"	1	X	X	X	Inch	2"	64	46	46.5	118
0832500	Axial Single BBH: 25mm	1	X	X	X	mm	25	55	55	33	105
0834000	Axial Single BBH: 40mm	1	X	X	X	mm	40	64	46	40	112
0835000	Axial Single BBH: 50mm	1	X	X	X	mm	50	64	46	46.5	118
KIT 1003004	Plug & Seal Kit for 1 1/2" BBH to Make Cool Thru										
KIT 1003002	Plug & Seal Kit for 50mm or 2" BBH to Make Cool Thru										
KIT 1003006	Plug & Seal Kit for 25mm BBH to Make Cool Thru										
KIT 1003003	Plug & Seal Kit for 40mm BBH to Make Cool Thru										

ST20/25/28/30/35 - DS30 (BMT65)

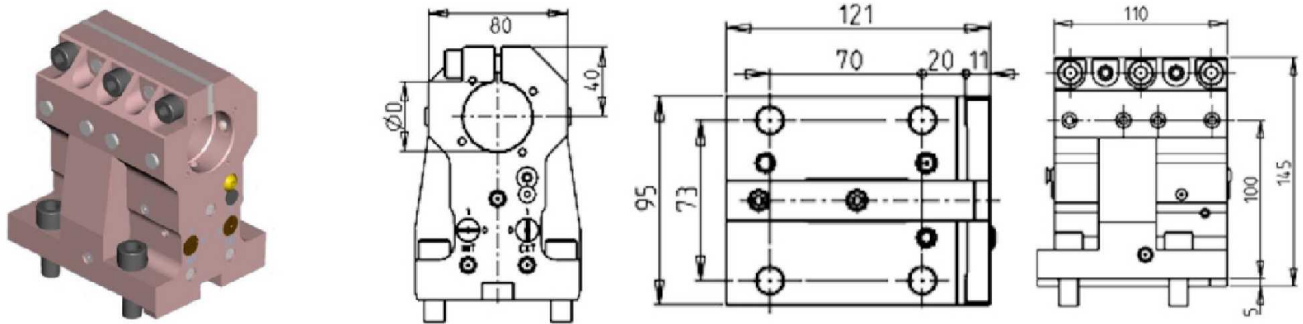
STATIC

AXIAL SINGLE BORING BAR HOLDER H=72mm



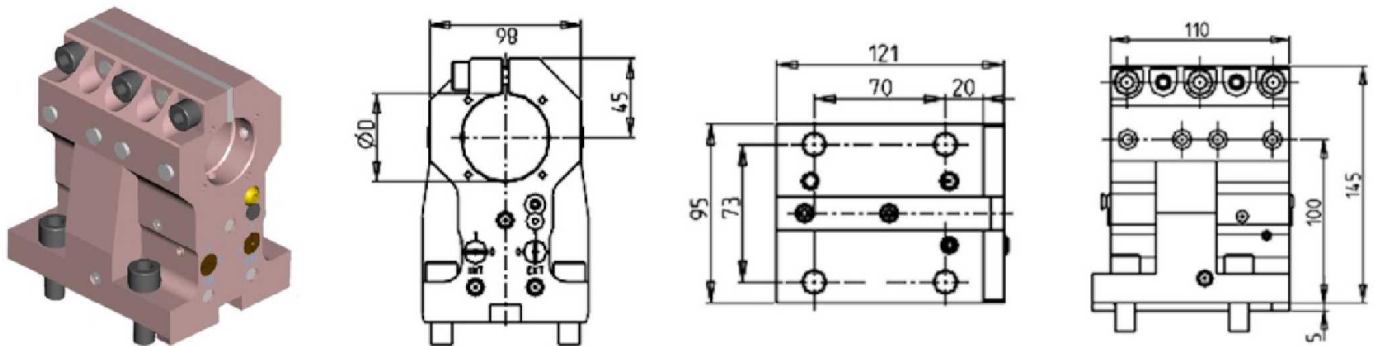
PartNumber	Description	# of Tools	Reversible	Cool Thru	Ext Cool	Dimensions	D
DWO 2882500	Axial Single BBH: 25mm	1	X	X	X	mm	25
DWO 2884000	Axial Single BBH: 40mm	1	X	X	X	mm	40
KIT 1000006	Plug for 25mm or 1" BBH to Make Cool Thru						
KIT 1000003	Plug for 40mm BBH to Make Cool Thru						

AXIAL SINGLE BORING BAR HOLDER 40mm H=100mm



PartNumber	Description	# of Tools	Reversible	Cool Thru	Ext. Cool	Dimensions	D
DWO 0204000	Axial Single BBH: 40mm, H=100mm	1	X	X	X	mm	40
KIT 1003003	Plug & Seal Kit for 40mm BBH to Make Cool Thru						

AXIAL SINGLE BORING BAR HOLDER 50mm H=100mm

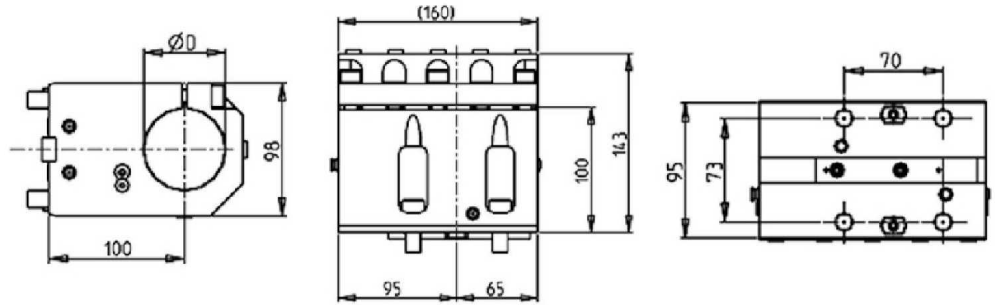



PartNumber	Description	# of Tools	Reversible	Cool Thru	Ext Cool	Dimensions	D
DWO 0205000	Axial Single BBH: 50mm, H=100mm	1	X	X	X	mm	50
KIT 1003002	Plug & Seal Kit for 50mm BBH to Make Cool Thru						

ST20/25/28/30/35 - DS30 (BMT65)

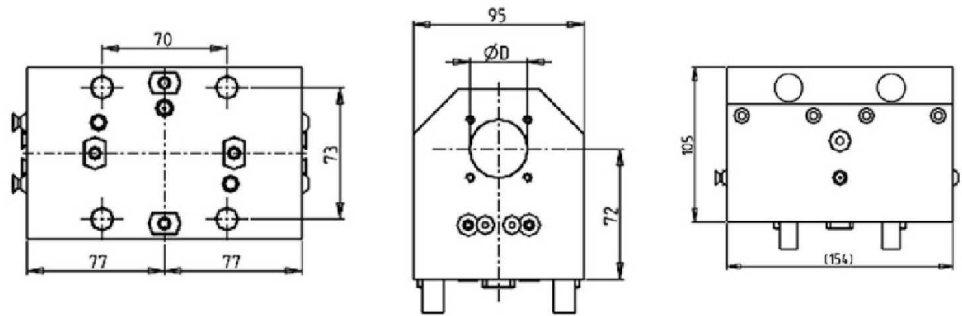
STATIC

AXIAL SINGLE BORING BAR HOLDER 60mm H=100mm



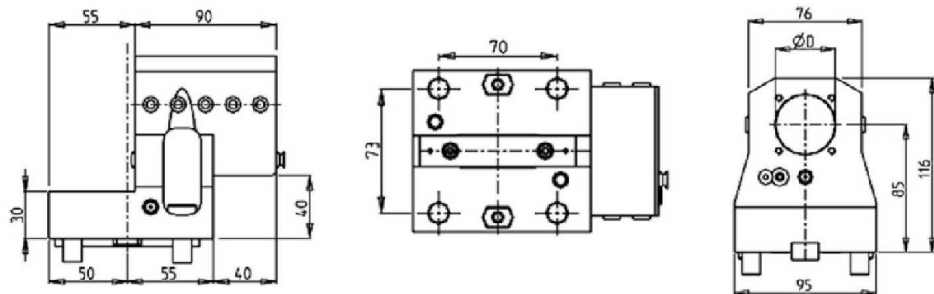
PartNumber	Description	# of Tools	Reversible	Ext Cool	Dimension	D
DWO 1446000	Axial Single BBH 60mm H=100mm	1	X	X	mm	60
KIT 1009025	Plug & Seal Kit for 60mm BBH to Make Cool Thru					

AXIAL SINGLE EXTENDED BORING BAR HOLDER H=72mm



PartNumber	Description	# of Tools	Reversible	Cool Thru	Ext Cool	Dimensions	D
DWO 2893200	Axial Single Extended BBH: 32mm	1	X	X	X	mm	32
KIT 1000020	Plug for 32mm BBH to Make Cool Thru						

AXIAL REAR SET BORING BAR HOLDER H=85mm

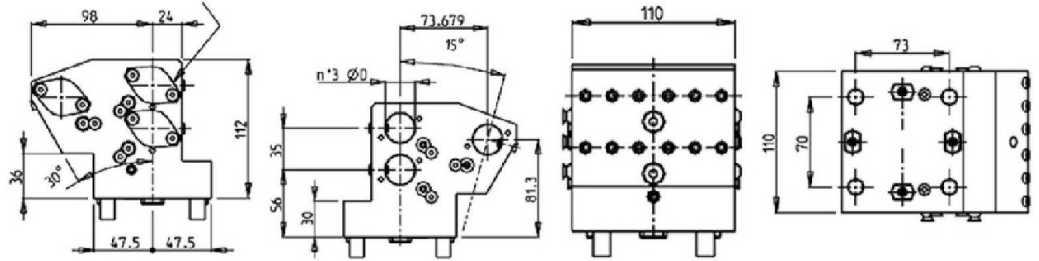



PartNumber	Description	Reversible	Cool Thru	Ext Cool	Dimensions	D
DWO 3853810	Axial Rear Set BBH 1-1/2"	X	X	X	Inch	1-1/2"
DWO 3854000	Axial Rear Set BBH Ø40mm	X	X	X	mm	40
KIT 1000004	Plug for 1-1/2" BBH to Make Cool Thru					
KIT 1000003	Plug for 40mm BBH to Make Cool Thru					

ST20/25/28/30/35 - DS30 (BMT65)

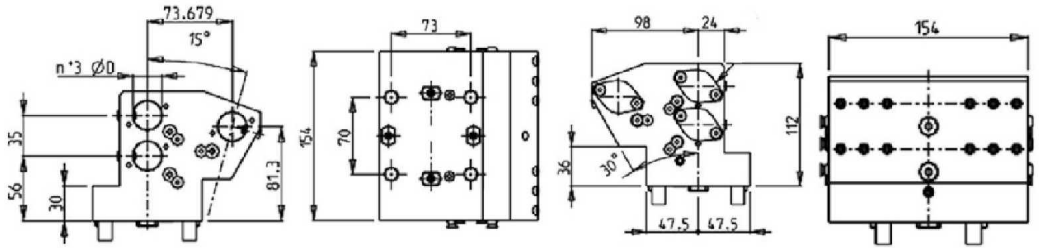
STATIC

AXIAL 3 POSITION BORING BAR HOLDER



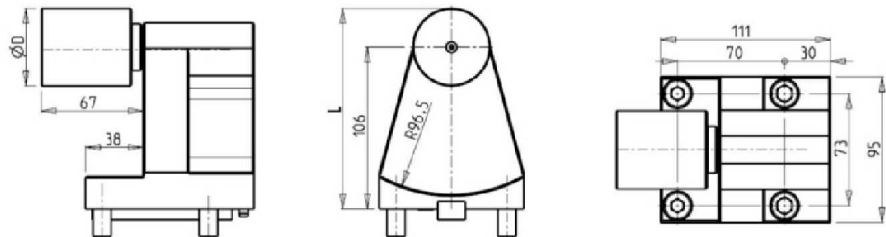

PartNumber	Description	# of Tools	Cool Thru	Ext Cool	Dimensions	D
DWO 2812500	Axial 3 Position BBH: 25mm	3	X	X	mm	25
KIT 1000006	Plug for 25mm or 1" BBH to Make Cool Thru					

AXIAL 3+3 POSITION BORING BAR HOLDER



PartNumber	Description	# of Tools	Cool Thru	Ext Cool	Dimensions	D
DWO 2822500	Axial 3+3 Position BBH: 25mm	3+3	X	X	mm	25
KIT 1000006	Plug for 25mm or 1" BBH to Make Cool Thru					

TAILSTOCK FOR SUBSPINDLE

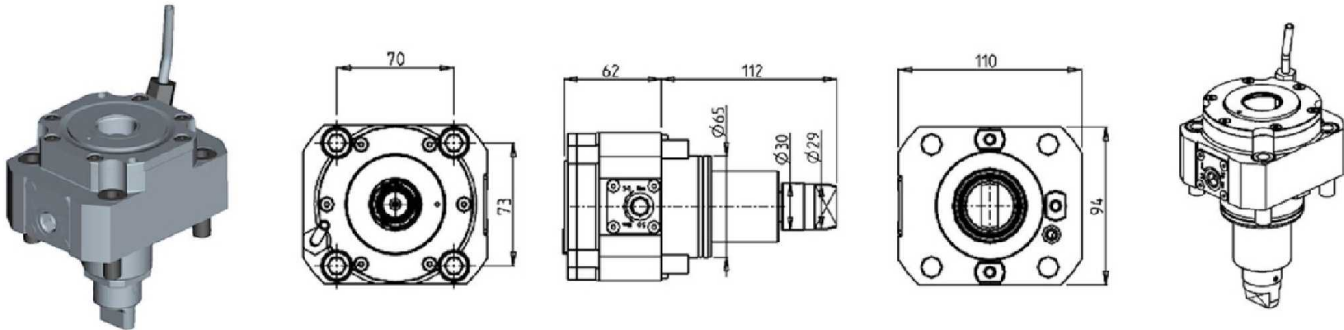


PartNumber	Description	# of Tools	D	L
0820200L	Tailstock for Sub Spindle 2"	1	2"	131.4
0820200	Tailstock for Sub Spindle 38mm	1	38	125
080003	Removable Tailstock Center			

ST20/25/28/30/35 - DS30 (BMT65)

CAPTO DRIVEN

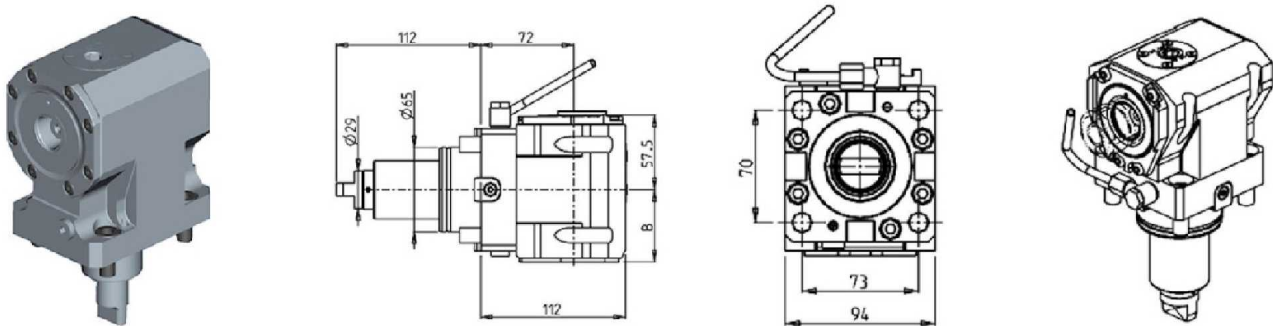
RADIAL DRIVEN TOOL CAPTO C4



PartNumber	Description	Size	I	RPM	Cool Thru	Ext Cool
DWO 3150140	Radial Driven Tool Capto C4	C4	1:1	6000		X
DWO 3150240	Radial Driven Tool Capto C4 Cool Thru*	C4	1:1	6000	X	X

* Coolant Thru tools are designed for 1000 psi.
They require 5 Micron Filtration and **CANNOT** be run dry.

AXIAL DRIVEN TOOL CAPTO C4 H=72mm



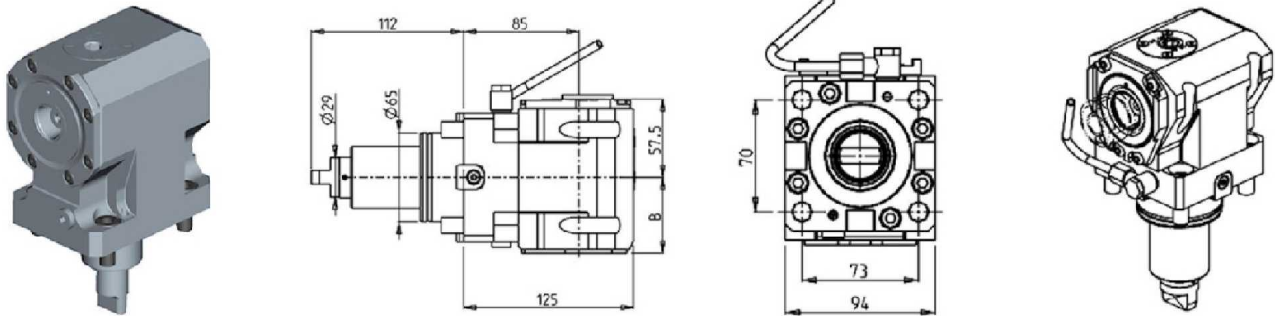
PartNumber	Description	Size	I	RPM	Reversible	Cool Thru	Ext Cool	B
DWO 3080140	Axial Driven Tool Capto C4	C4	1:1	6000	X		X	55.5
DWO 3080240	Axial Driven Tool Capto C4 Cool Thru*	C4	1:1	6000	X	X	X	66.5

* Coolant Thru tools are designed for 1000 psi.
They require 5 Micron Filtration and **CANNOT** be run dry.

ST20/25/28/30/35 - DS30 (BMT65)

CAPTO DRIVEN

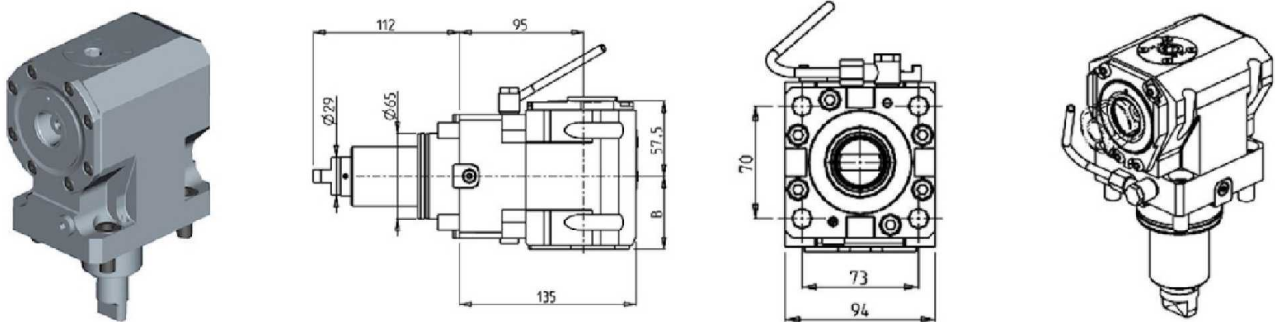
AXIAL DRIVEN TOOL CAPTO C4 H=85mm



PartNumber	Description	Size	I	RPM	Reversible	Cool Thru	Ext Cool	B
DWO 3110140	Axial Driven Tool Capto C4	C4	1:1	6000	X		X	55.5
DWO 3110240	Axial Driven Tool Capto C4 Cool Thru*	C4	1:1	6000	X	X	X	66.5

* Coolant Thru tools are designed for 1000 psi.
They require 5 Micron Filtration and **CANNOT** be run dry.

AXIAL DRIVEN TOOL CAPTO C4 H=95mm



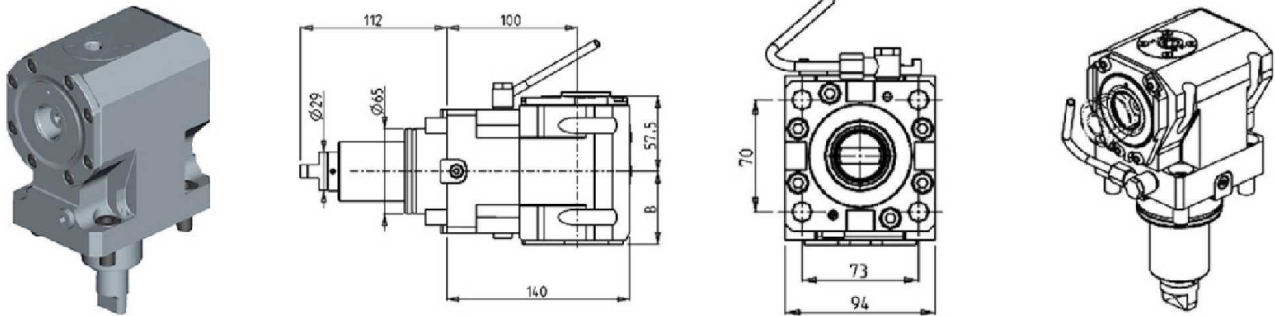
PartNumber	Description	Size	I	RPM	Reversible	Cool Thru	Ext Cool	B
DWO 3120140	Axial Driven Tool Capto C4	C4	1:1	6000	X		X	55.5
DWO 3120240	Axial Driven Tool Capto C4 Cool Thru*	C4	1:1	6000	X	X	X	66.5

* Coolant Thru tools are designed for 1000 psi.
They require 5 Micron Filtration and **CANNOT** be run dry.

ST20/25/28/30/35 - DS30 (BMT65)

CAPTO DRIVEN

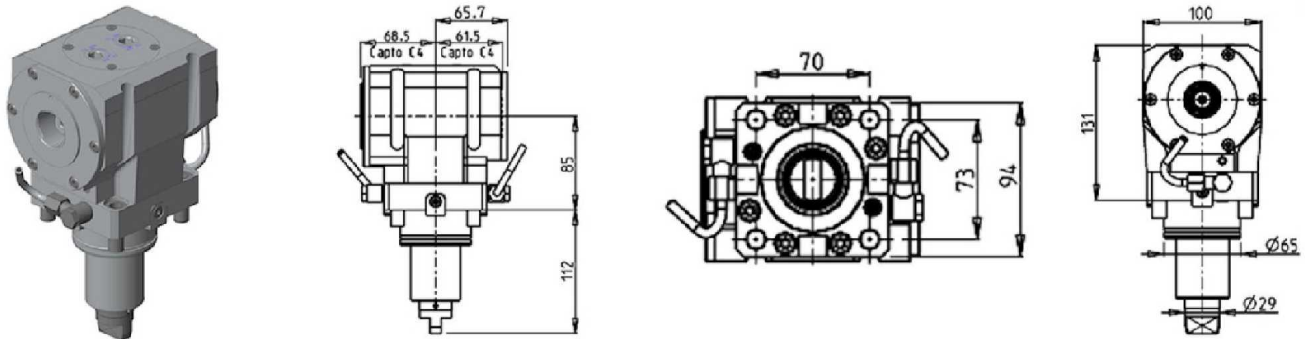
AXIAL DRIVEN TOOL CAPTO C4 H=100mm



PartNumber	Description	Size	I	RPM	Reversible	Cool Thru	Ext Cool	B
DWO 3130140	Axial Driven Tool Capto C4	C4	1:1	6000	X		X	55.5
DWO 3130240	Axial Driven Tool Capto C4 Cool Thru*	C4	1:1	6000	X	X	X	66.5

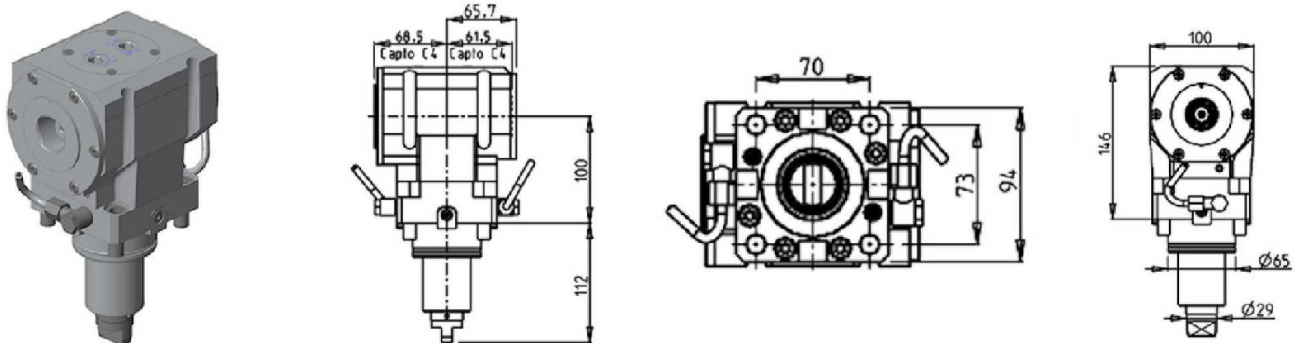
* Coolant Thru tools are designed for 1000 psi. They require 5 Micron Filtration and **CANNOT** be run dry.

AXIAL OPPOSITE FACE TWIN DRIVEN TOOL CAPTO C4 H=85mm



PartNumber	Description	Size	I	RPM	Reversible	Ext Cool
DWO 3140240	Axial Opposite Face Twin Capto C4+C4	C4+C4	1:1	6000	X	X

AXIAL OPPOSITE FACE TWIN DRIVEN TOOL CAPTO C4 H=100mm

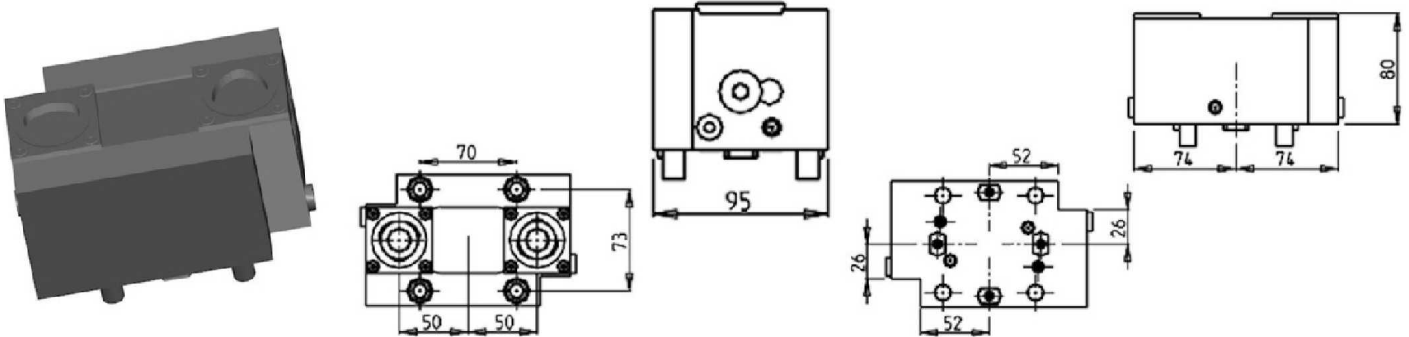


PartNumber	Description	Size	I	RPM	Reversible	Ext Cool
DWO 3770240	Axial Opposite Face Twin Capto C4+C4	C4+C4	1:1	6000	X	X

ST20/25/28/30/35 - DS30 (BMT65)

CAPTO STATIC

RADIAL DOUBLE STATIC TOOL CAPTO C4

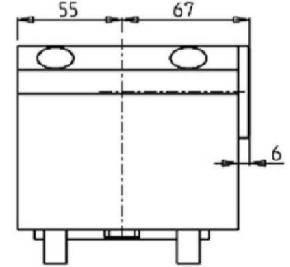
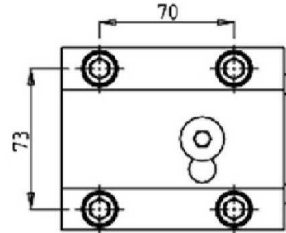
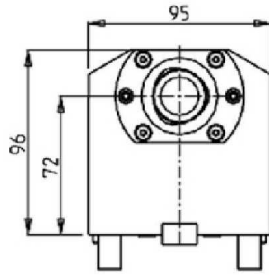



PartNumber	Description	# of Tools	Cool Thru	Ext Cool	Reversible	Size
DWO 3424020	Radial Double Static Capto C4 Right Hand	1+1	X	X	X	C4
DWO 3424020LC	Radial Double Static Capto C4 Left Hand	1+1	X	X	X	C4

ST20/25/28/30/35 - DS30 (BMT65)

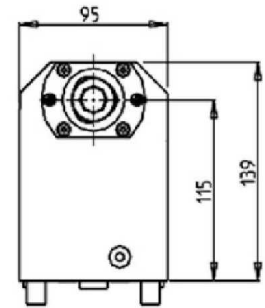
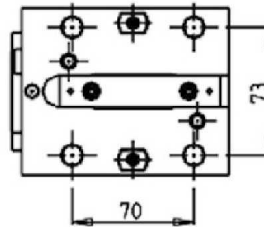
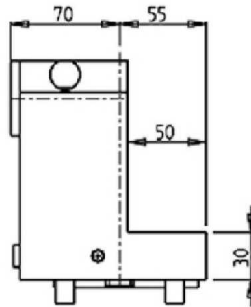

CAPTO STATIC

AXIAL SINGLE STATIC TOOL CAPTO C4



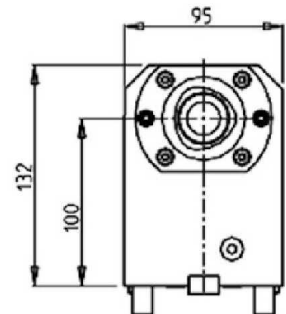
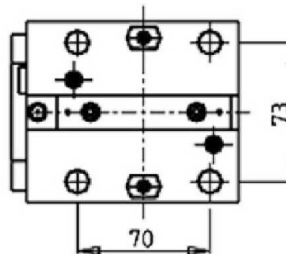
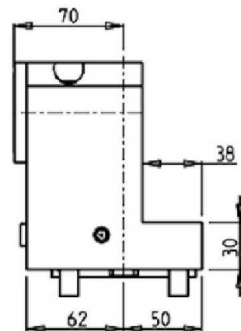

PartNumber	Description	# of Tools	Cool Thru	Reversible	Size
DWO 2644010	Axial Single Static Tool Capto C4 Right Hand	1	X	X	C4
DWO 2644010LC	Axial Single Static Tool Capto C4 Left Hand	1	X	X	C4

AXIAL SINGLE STATIC TOOL CAPTO C4



PartNumber	Description	# of Tools	Cool Thru	Ext Cool	Reversible	Size
DWO 3414010	Axial Single Static Tool Capto C4 Right Hand	1	X	X	X	C4
DWO 3414010LC	Axial Single Static Tool Capto C4 Left Hand	1	X	X	X	C4

AXIAL SINGLE STATIC TOOL CAPTO C5

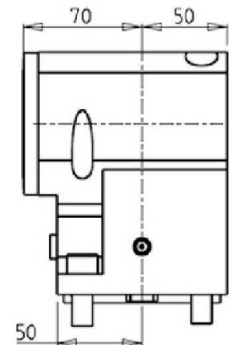
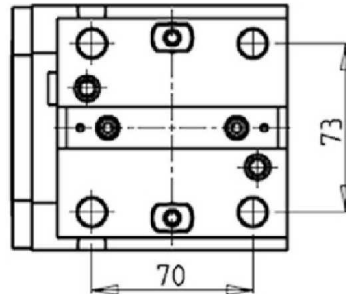
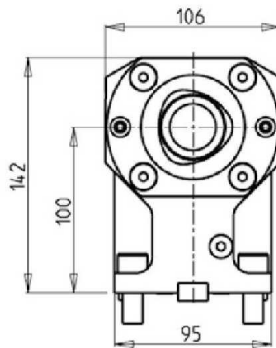


PartNumber	Description	# of Tools	Cool Thru	Ext Cool	Reversible	Size
DWO 3515010	Axial Single Static Tool Capto C5 Right Hand	1	X	X	X	C5
DWO 3515010LC	Axial Single Static Tool Capto C5 Left Hand	1	X	X	X	C5

ST20/25/28/30/35 - DS30 (BMT65)

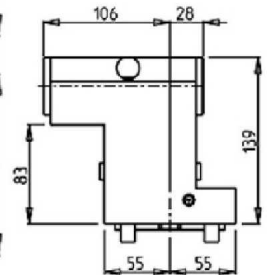
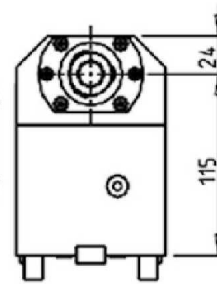
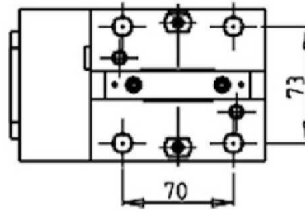
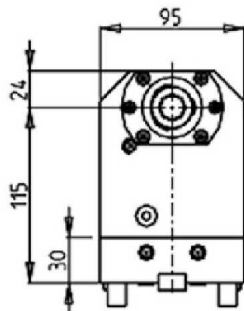

CAPTO STATIC

AXIAL SINGLE STATIC TOOL CAPTO C6



PartNumber	Description	# of Tools	Cool Thru	Ext Cool	Reversible	Size
DWO 3166010	Axial Single Static Tool Capto C6 Right Hand	1	X	X	X	C6
DWO 3166010LC	Axial Single Static Tool Capto C6 Left Hand	1	X	X	X	C6

AXIAL OPPOSITE FACE REAR-SET TWIN STATIC TOOL CAPTO C4

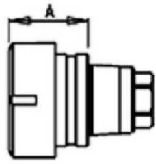


PartNumber	Description	# of Tools	Cool Thru	Ext Cool	Reversible	Size
DWO 3404020	Axial Opposite Face Static Tool Capto C4 Right Hand	1+1	X	X	X	C4
DWO 3404020LC	Axial Opposite Face Static Tool Capto C4 Left Hand	1+1	X	X	X	C4

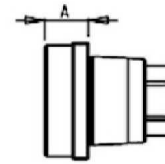
ACCESSORIES

DRIVEN

MTSK-32 ER ADAPTORS



Cod. MT	Mandrino Spindle	A
MTSK32A03	ER25	31.7



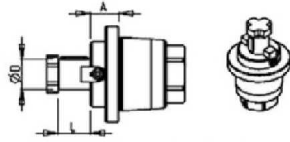
Cod. MT	Mandrino Spindle	A
MTSK32B03	ERA20	19
MTSK32B04	ERA16	13

PartNumber	Description	Spindle	A
MTSK32B04	MTSK-32 Adaptor ERA16	ERA16	13
MTSK32B03	MTSK-32 Adaptor ERA20	ERA20	19
MTSK32A03	MTSK-32 Adaptor ER25	ER25	31.7

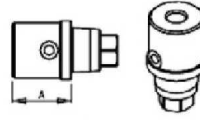
ACCESSORIES

DRIVEN

MTSK-32 MILL ADAPTORS



Cod. MT	Manfrino Spindle	Misure Dimensioni Morse	A	D	L
MTSK32C02	∅16x17	mm	14	16	17



Cod. MT	Manfrino Spindle	A
MTSK32D01	WELDON 6	8
MTSK32D02	WELDON 8	10
MTSK32D03	WELDON 10	32
MTSK32D04	WELDON 12	34.5

Cod. MT	Tappo di protezione
MTSK32T00	Cover Plug
	Abdeckstopfen

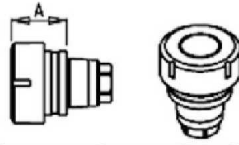


PartNumber	Description	Spindle	Dimensions	A	D	L
MTSK32C02	MTSK-32 Adaptor Mill 16x17	16x17	mm	14	16	17
MTSK32D01	MTSK-32 Adaptor Weldon 6	Weldon 6		8		
MTSK32D02	MTSK-32 Adaptor Weldon 8	Weldon 8		10		
MTSK32D03	MTSK-32 Adaptor Weldon 10	Weldon 10		32		
MTSK32D04	MTSK-32 Adaptor Weldon 12	Weldon 12		34.5		
MTSK32T00	MTSK-32 Cover Plug					

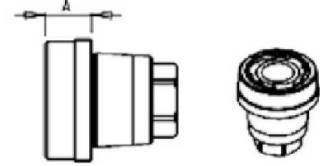
ACCESSORIES

DRIVEN

MTSK-40 ER ADAPTORS



Cod. MT	Mandrino Spindel Spindel	A
MTSK40A02	ER32	35.6
MTSK40A03	ER25	32.6
MTSK40A05	ER16	30.26
MTSK40A06	ER16	47.5
MTSK40A07	ER16	59
MTSK40A08	ER11	40
MTSK40A09	ER11	70



Cod. MT	Mandrino Spindel Spindel	A
MTSK40B02	ERA25	16
MTSK40B03	ERA20	14

PartNumber	Description	Spindle	A
MTSK40A08	MTSK-40 Adaptor ER11	ER11	40
MTSK40A09	MTSK-40 Adaptor ER11	ER11	70
MTSK40A05	MTSK-40 Adaptor ER16	ER16	30.26
MTSK40A06	MTSK-40 Adaptor ER16	ER16	47.5
MTSK40A07	MTSK-40 Adaptor ER16	ER16	59
MTSK40B03	MTSK-40 Adaptor ERA20	ERA20	14
MTSK40A03	MTSK-40 Adaptor ER25	ER25	32.6
MTSK40B02	MTSK-40 Adaptor ERA25	ERA25	16
MTSK40A02	MTSK-40 Adaptor ER32	ER32	35.6

ACCESSORIES

DRIVEN

MTSK-40 MILL ADAPTORS



Cod. MT	Welding Spindle	A
MTSK40D01	WELDON 6	8
MTSK40D21	WELDON 6	27.5
MTSK40D02	WELDON 8	8
MTSK40D03	WELDON 10	9
MTSK40D04	WELDON 12	14
MTSK40D05	WELDON 16	39.5
MTSK40D07	WELDON 20	39.5
MTSK40D24	WELDON 10	33
MTSK40D25	WELDON 12	35.5

Cod. MT	Welding Spindle	A
MTSK40G03	MR25	33.6

Cod. MT	Welding Spindle	Welding Dimension	A	D	L
MTSK40C02	Ø16x17	inch	15	16	17
MTSK40C03	Ø22x19	inch	17	22	19
MTSK40C05	Ø27x21	inch	22	27	21

Cod. MT	Welding Spindle	A
MTSK40F01	WELDON 1/2"	32

Cod. MT	Welding Spindle	A
MTSK40D11	WELDON 1/4"	8
MTSK40D12	WELDON 5/16"	8
MTSK40D13	WELDON 3/8"	9
MTSK40D14	WELDON 1/2"	14

Cod. MT	Welding Spindle	A	D	L
MTSK40H01	MORSE-1	32	1/2"	6.5

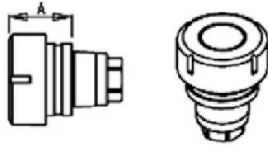
Cod. MT	Welding Spindle	A
MTSK40T00	MORSE-1	29
MTSK40H02	MORSE-2	42

PartNumber	Description	Spindle	Dimension	A	D	L
MTSK40C03	MTSK-40 Adaptor Mill 3/4"	3/4"x3/4"	Inch	15.5	3/4"	3/4"
MTSK40C02	MTSK-40 Adaptor Mill Ø16x17	Ø16x17	mm	15	16	17
MTSK40C04	MTSK-40 Adaptor Mill Ø22x19	Ø22x19	mm	17	22	19
MTSK40C05	MTSK-40 Adaptor Mill Ø27x21	Ø27x21	mm	22	27	21
MTSK40F01	MTSK-40 Adaptor Mill 1/2"	1/2" Arbor	Inch	32	1/2"	6.5
MTSK40D11	MTSK-40 Adaptor Weldon 1/4"	Weldon 1/4"		8		
MTSK40D12	MTSK-40 Adaptor Weldon 5/16"	Weldon 5/16"		8		
MTSK40D13	MTSK-40 Adaptor Weldon 3/8"	Weldon 3/8"		9		
MTSK40D14	MTSK-40 Adaptor Weldon 1/2"	Weldon 1/2"		14		
MTSK40D01	MTSK-40 Adaptor Weldon 6	Weldon 6		8		
MTSK40D21	MTSK-40 Adaptor Weldon 6	Weldon 6		27.5		
MTSK40D02	MTSK-40 Adaptor Weldon 8	Weldon 8		8		
MTSK40D03	MTSK-40 Adaptor Weldon 10	Weldon 10		9		
MTSK40D24	MTSK-40 Adaptor Weldon 10	Weldon 10		33		
MTSK40D04	MTSK-40 Adaptor Weldon 12	Weldon 12		14		
MTSK40D25	MTSK-40 Adaptor Weldon 12	Weldon 12		35.5		
MTSK40D06	MTSK-40 Adaptor Weldon 16	Weldon 16		39.5		
MTSK40D07	MTSK-40 Adaptor Weldon 20	Weldon 20		39.5		
MTSK40H01	MTSK-40 Adaptor Morse 1	MORSE-1		29		
MTSK40H02	MTSK-40 Adaptor Morse 2	MORSE-2		42		
MTSK40G03	MTSK-40 Adaptor MR25	MR25		33.6		
MTSK40T00	MTSK-40 Cover Plug					

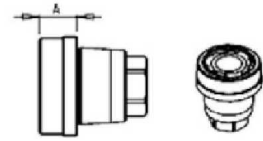
ACCESSORIES

DRIVEN

MTSK-50 ER ADAPTORS



Cod. MT	Mandrina Spindel	A
MTSK50A01	ER40	46.6
MTSK50A02	ER32	35.6
MTSK50A03	ER25	32.6
MTSK50A05	ER16	30.3



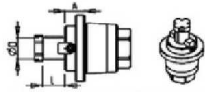

Cod. MT	Mandrina Spindel	A
MTSK50B01	ERA32	19
MTSK50B02	ERA25	14
MTSK50B03	ERA20	9

PartNumber	Description	Spindle	A
MTSK50A05	MTSK-50 Adaptor ER16	ER16	30.3
MTSK50B03	MTSK-50 Adaptor ERA20	ERA20	9
MTSK50A03	MTSK-50 Adaptor ER25	ER25	32.6
MTSK50B02	MTSK-50 Adaptor ERA25	ERA25	14
MTSK50A02	MTSK-50 Adaptor ER32	ER32	35.6
MTSK50B01	MTSK-50 Adaptor ERA32	ERA32	19
MTSK50A01	MTSK-50 Adaptor ER40	ER40	46.6

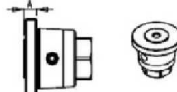
ACCESSORIES

DRIVEN

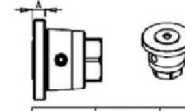
MTSK-50 MILL ADAPTORS



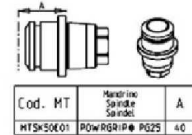
Cod. MT	Mandrina Spindle Sinter	Misure Dimensioni mm	A	D	L
MTSK50C02	Ø16x17	mm	15	16	17
MTSK50C03	Ø3/4"x3/4"	Inch	15.5	3/4"	3/4"
MTSK50C04	Ø22x19	mm	17	22	19
MTSK50C05	Ø1"x3/4"	Inch	19	1"	3/4"
MTSK50C06	Ø27x21	mm	19	27	21
MTSK50C07	Ø32x24	mm	24	32	24




Cod. MT	Mandrina Spindle Sinter	A
MTSK50D11	WELDON 1/4"	8
MTSK50D12	WELDON 5/16"	8
MTSK50D13	WELDON 3/8"	8
MTSK50D14	WELDON 1/2"	9
MTSK50D15	WELDON 5/8"	12



Cod. MT	Mandrina Spindle Sinter	A
MTSK50D01	WELDON 6	8
MTSK50D02	WELDON 8	8
MTSK50D03	WELDON 10	8
MTSK50D04	WELDON 12	9
MTSK50D05	WELDON 16	12
MTSK50D07	WELDON 20	40
MTSK50D08	WELDON 25	44



Cod. MT	Mandrina Spindle Sinter	A
MTSK50E01	POWERGRIP PG25	40



Cod. MT	Tabella di proiezione Cover Plug Addestra/Left
MTSK50T00	

PartNumber	Description	Spindle	Dimension	A	D	L
MTSK50C03	MTSK-50 Adaptor Mill 3/4"	3/4"x3/4"	Inch	15.5	3/4"	3/4"
MTSK50C05	MTSK-50 Adaptor Mill 1"x3/4"	1"x3/4"	Inch	19	1"	3/4"
MTSK50C02	MTSK-50 Adaptor Mill Ø16x17	Ø16x17	mm	15	16	17
MTSK50C04	MTSK-50 Adaptor Mill Ø22x19	Ø22x19	mm	17	22	19
MTSK50C06	MTSK-50 Adaptor Mill Ø27x21	Ø27x21	mm	19	27	21
MTSK50C07	MTSK-50 Adaptor Mill Ø32x24	Ø32x24	mm	24	32	24
MTSK50D11	MTSK-50 Adaptor Mill Weldon 1/4"	Weldon 1/4"		8		
MTSK50D12	MTSK-50 Adaptor Mill Weldon 5/16"	Weldon 5/16"		8		
MTSK50D13	MTSK-50 Adaptor Mill Weldon 3/8"	Weldon 3/8"		8		
MTSK50D14	MTSK-50 Adaptor Mill Weldon 1/2"	Weldon 1/2"		9		
MTSK50D15	MTSK-50 Adaptor Mill Weldon 5/8"	Weldon 5/8"		12		
MTSK50D01	MTSK-50 Adaptor Mill Weldon 6	Weldon 6		8		
MTSK50D02	MTSK-50 Adaptor Mill Weldon 8	Weldon 8		8		
MTSK50D03	MTSK-50 Adaptor Mill Weldon 10	Weldon 10		8		
MTSK50D04	MTSK-50 Adaptor Mill Weldon 12	Weldon 12		9		
MTSK50D05	MTSK-50 Adaptor Mill Weldon 16	Weldon 16		12		
MTSK50D07	MTSK-50 Adaptor Mill Weldon 20	Weldon 20		40		
MTSK50D08	MTSK-50 Adaptor Mill Weldon 25	Weldon 25		44		
MTSK50E01	MTSK-50 Adaptor POWERGRIP PG25	POWERGRIP PG25		40		
MTSK50T00	MTSK-50 Cover Plug					

ER COLLETS

ER COLLET NUMBER	DESCRIPTION	MD LIST PRICE
ER20 SET	ER20 Collet Set (15 Collets)	\$ 330.00
ERX20 SET	ER20 Sealed Collet Set (13 Collets)	\$ 395.00
ER25 SET	ER25 Collet Set (19 Collets)	\$ 375.00
ERX25 SET	ER25 Sealed Collet Set (17 Collets)	\$ 475.00
ER32 SET	ER32 Collet Set (21 Collets)	\$ 425.00
ERX32 SET	ER32 Sealed Collet Set (21 Collets)	\$ 595.00
ER40 SET	ER40 Collet Set (29 Collets)	\$ 695.00
ERX40 SET	ER40 Sealed Collet Set (27 Collets)	\$ 850.00



Phone: (810) 632-4446 / Fax: (810) 632-4467

Table of Contents

Alphabetized Listing

(
(0-180) ADJUSTABLE ANGLE DRIVEN TOOL VDI40	8, 18, 28		AXIAL SINGLE BORING BAR HOLDER H=65mm		43
(0-180) ADJUSTABLE ANGLE DRIVEN TOOL WITH DIGITAL DISPLAY VDI40	9, 19, 29		AXIAL SINGLE BORING BAR HOLDER H=72mm		78
0			AXIAL SINGLE BORING BAR HOLDER H=72mm		79
0-180 ADJUSTABLE ANGLE DRIVEN TOOL	39		AXIAL SINGLE BORING BAR HOLDER H=85mm		44
0-180 ADJUSTABLE ANGLE DRIVEN TOOL GEARED-UP 1:2 H=72mm	70		AXIAL SINGLE EXTENDED BORING BAR HOLDER H=72mm		80
0-180 ADJUSTABLE ANGLE DRIVEN TOOL GEARED-UP 1:2 WITH DIGITAL DISPLAY H=72mm	70		AXIAL SINGLE SIDE TWIN HEAD DRIVEN TOOL IN Y		39
0-180 ADJUSTABLE ANGLE DRIVEN TOOL H=100mm	68		AXIAL SINGLE SIDE TWIN HEAD DRIVEN TOOL IN Y H=100mm		66
0-180 ADJUSTABLE ANGLE DRIVEN TOOL H=54mm	67		AXIAL SINGLE SIDE TWIN HEAD DRIVEN TOOL IN Y H=72mm		65
0-180 ADJUSTABLE ANGLE DRIVEN TOOL H=72mm	69		AXIAL SINGLE SIDE TWIN HEAD DRIVEN TOOL IN Y H=85mm		65
0-180 ADJUSTABLE ANGLE DRIVEN TOOL WITH DIGITAL DISPLAY H=100mm	68		AXIAL SINGLE STATIC TOOL		78
0-180 ADJUSTABLE ANGLE DRIVEN TOOL WITH DIGITAL DISPLAY H=54mm	67		AXIAL SINGLE STATIC TOOL CAPTO C4		86
0-180 ADJUSTABLE ANGLE DRIVEN TOOL WITH DIGITAL DISPLAY H=72mm	69		AXIAL SINGLE STATIC TOOL CAPTO C4	45, 86	
A			AXIAL SINGLE STATIC TOOL CAPTO C5		86
ACCESSORIES	88-93		AXIAL SINGLE STATIC TOOL CAPTO C6		87
AXIAL 3 POSITION BORING BAR HOLDER	81		AXIAL STATIC TOOL		43
AXIAL 3+3 POSITION BORING BAR HOLDER	81		B		
AXIAL DRIVEN TOOL REDIRECTED BY 42mm VDI40	16		BROACHING/SLOTTING DRIVEN TOOL 25mm STROKE VDI40		30
AXIAL DRIVEN TOOL CAPTO C4 H=100mm	84		BROACHING/SLOTTING DRIVEN TOOL 50mm STROKE VDI40		30
AXIAL DRIVEN TOOL CAPTO C4 H=72mm	82		BROACHING/SLOTTING DRIVEN TOOL VDI40 25mm STROKE	10, 20	
AXIAL DRIVEN TOOL CAPTO C4 H=85mm	83		BROACHING/SLOTTING DRIVEN TOOL VDI40 50mm STROKE	10, 20	
AXIAL DRIVEN TOOL CAPTO C4 H=95mm	83		BROACHING/SLOTTING TOOL 25mm STROKE H=75mm		40
AXIAL DRIVEN TOOL H=100mm	58		BROACHING/SLOTTING TOOL 25mm STROKE H=85mm		73
AXIAL DRIVEN TOOL H=65mm	34		BROACHING/SLOTTING TOOL 50mm STROKE H=85mm		73
AXIAL DRIVEN TOOL H=72mm	49		C		
AXIAL DRIVEN TOOL H=85mm	35, 52		CAPTO DRIVEN		82-84
AXIAL DRIVEN TOOL H=95mm	55		CAPTO STATIC		45, 85-87
AXIAL DRIVEN TOOL REDIRECTED BY 42mm VDI40	6, 26		D		
AXIAL DRIVEN TOOL VDI40	5, 15, 25		DRIVEN		1-40, 46-73, 88-93
AXIAL GEARED-DOWN 2:1 DRIVEN TOOL H=100mm	61		DRIVEN GEAR HOBBER		71
AXIAL GEARED-UP 1:2 DRIVEN TOOL	62		DRIVEN TOOL FOR WORM SCREWS		72
AXIAL GEARED-UP 1:2 DRIVEN TOOL H=65mm	37		G		
AXIAL GEARED-UP 1:2 DRIVEN TOOL H=72mm	61		GEAR HOBBER		40
AXIAL GEARED-UP 1:2 DRIVEN TOOL REDIRECTED BY 42mm VDI40	7, 16, 26		GEAR HOBBER - REINFORCED		71
AXIAL GEARED-UP 1:3 DRIVEN TOOL REDIRECTED BY 36mm VDI40	7, 17, 27		M		
AXIAL GEARED-UP 1:3 REAR-SET DRIVEN TOOL H=65mm	37		MTSK-32 ER ADAPTORS		88
AXIAL GEARED-UP 1:3 REAR-SET DRIVEN TOOL H=85mm	38		MTSK-32 MILL ADAPTORS		89
AXIAL OPPOSITE FACE DRIVEN REAR SET TOOL	38		MTSK-40 ER ADAPTORS		90
AXIAL OPPOSITE FACE DRIVEN TOOL H=100mm	64		MTSK-40 MILL ADAPTORS		91
AXIAL OPPOSITE FACE DRIVEN TOOL H=72mm	62		MTSK-50 ER ADAPTORS		92
AXIAL OPPOSITE FACE DRIVEN TOOL H=85mm	63		MTSK-50 MILL ADAPTORS		93
AXIAL OPPOSITE FACE DRIVEN TOOL H=95mm	63		Q		
AXIAL OPPOSITE FACE REAR-SET TWIN STATIC TOOL CAPTO C4	87		QUICK CHANGE AXIAL MTSK DRIVEN TOOL H=100mm		60
AXIAL OPPOSITE FACE TWIN DRIVEN TOOL CAPTO C4 H=100mm	84		QUICK CHANGE AXIAL MTSK DRIVEN TOOL H=65mm		34
AXIAL OPPOSITE FACE TWIN DRIVEN TOOL CAPTO C4 H=85mm	84		QUICK CHANGE AXIAL MTSK DRIVEN TOOL H=72mm		51
AXIAL REAR SET BORING BAR HOLDER H=85mm	80		QUICK CHANGE AXIAL MTSK DRIVEN TOOL H=85mm	35, 54	
AXIAL REAR-SET DRIVEN TOOL H=85mm	36		QUICK CHANGE AXIAL MTSK DRIVEN TOOL H=95mm		57
AXIAL REAR-SET DRIVEN TOOL H=95mm	56		QUICK CHANGE AXIAL MTSK DRIVEN TOOL VDI40	5, 15, 25	
AXIAL REAR-SET OPPOSITE FACE TWIN DRIVEN TOOL REDIRECTED BY 160mm VDI40	27		QUICK CHANGE AXIAL MTSK REAR-SET DRIVEN TOOL H=85mm		36
AXIAL REINFORCED DRIVEN TOOL H=100mm	59		QUICK CHANGE AXIAL MTSK REINFORCED DRIVEN TOOL H=100mm		60
AXIAL REINFORCED DRIVEN TOOL H=72mm	50		QUICK CHANGE AXIAL MTSK REINFORCED DRIVEN TOOL H=72mm		51
AXIAL REINFORCED DRIVEN TOOL H=85mm	53		QUICK CHANGE AXIAL MTSK REINFORCED DRIVEN TOOL H=85mm		54
AXIAL REINFORCED DRIVEN TOOL H=95mm	56		QUICK CHANGE AXIAL MTSK REINFORCED DRIVEN TOOL H=95mm		57
AXIAL SINGLE BORING BAR HOLDER 40mm H=100mm	79		QUICK CHANGE AXIAL MTSK-40 DRIVEN TOOL FOR POWER SKIVING H=100mm		72
AXIAL SINGLE BORING BAR HOLDER 50mm H=100mm	79		QUICK CHANGE RADIAL REINFORCED MTSK DRIVEN TOOL		46
AXIAL SINGLE BORING BAR HOLDER 60mm H=100mm	80		QUICK CHANGE RADIAL MTSK DRIVEN TOOL		31
AXIAL SINGLE BORING BAR HOLDER H=65mm	43		QUICK CHANGE RADIAL MTSK DRIVEN TOOL VDI40	2, 12, 21	
			R		
			RADIAL BLADE HOLDER WITH BLADE KIT		42, 77

Table of Contents

Alphabetized Listing

R

RADIAL BLADE HOLDER WITH INTERNAL COOLANT - BLADE KIT NOT INCLUDED	42
RADIAL BLADE HOLDER WITH INTERNAL COOLANT-BLADE KIT NOT INCLUDED	77
RADIAL DOUBLE MULTIPLE STATIC TOOL	76
RADIAL DOUBLE SIDE TWIN STATIC TOOL	76
RADIAL DOUBLE STATIC HOLDER H=75mm	75
RADIAL DOUBLE STATIC HOLDER H=90mm	75
RADIAL DOUBLE STATIC TOOL	41
RADIAL DOUBLE STATIC TOOL CAPTO C4	85
RADIAL DRIVEN TOOL	31
RADIAL DRIVEN TOOL CAPTO C4	82
RADIAL DRIVEN TOOL RE-DIRECTED IN Z BY 36mm	32
RADIAL DRIVEN TOOL VDI40	11
RADIAL DRIVEN TOOL VDI40	1, 21
RADIAL GEARED-DOWN 2:1 DRIVEN TOOL REDIRECTED IN Z BY 80mm	47
RADIAL GEARED-UP 1:2 DRIVEN TOOL REDIRECTED IN Z BY 36mm	47
RADIAL GEARED-UP 1:2 DRIVEN TOOL RE-DIRECTED IN Z BY 36mm	32
RADIAL GEARED-UP 1:2 DRIVEN TOOL VDI40	3, 13, 22
RADIAL GEARED-UP 1:3 DRIVEN TOOL RE-DIRECTED IN Z BY 36mm	33
RADIAL GEARED-UP 1:3 DRIVEN TOOL VDI40	3, 13, 23
RADIAL GEARED-UP 1:3 REAR-SET DRIVEN TOOL VDI40	4, 14, 23
RADIAL INVERTED DRIVEN TOOL 250mm INTERAXIS	48
RADIAL MULTIPLE STATIC TOOL	75
RADIAL REAR-SET DRIVEN TOOL VDI40	2, 12, 22
RADIAL REAR-SET SINGLE STATIC TOOL	74
RADIAL REINFORCED DRIVEN TOOL	46
RADIAL SINGLE SIDE TWIN HEAD DRIVEN TOOL IN Y	33
RADIAL SINGLE SIDE TWIN HEAD DRIVEN TOOL IN Y VDI40	24
RADIAL SINGLE-SIDE TWIN HEAD DRIVEN TOOL IN Y-AXIS	48
RADIAL STATIC HOLDER H=75mm	74
RADIAL STATIC HOLDER H=90mm	74
RADIAL STATIC TOOL	41

S

See Accessories for MTSK Adaptors	2, 12, 15, 21, 25, 31, 34-36, 46, 51, 54, 57, 60, 72
See Accessories for MTSK Adaptors	5
SL10/20/30	1-10
SL40 - ST40/45	11-20
ST10/15 (BMT45)	31-45
ST10/15/20/25/30/35 - DS30 - TL15/25	21-30
ST20/25/28/30/35 - DS30 (BMT65)	46-87
STATIC	41-44, 74-81

T

TAILSTOCK FOR SUBSPINDLE	44, 81
--------------------------	--------

Table of Contents

Part Number Index

O			DWO 0722520	Axial Opposite Face ERA25+ERA20	62
0321100	Gear Hobbing Tool 1:1	71	DWO 1120225	Axial Twin ER25	65
0322100	Gear Hobbing Tool 2:1 Geared Down	71	DWO 1120325	Axial Twin ERA25	65
0700025	Radial Inverted 250mm Interaxis ER25	48	DWO 1121225	Axial Twin ER25 Cool Thru	65
0700032	Radial Inverted 250mm Interaxis ER32	48	DWO 1121325	Axial Twin ERA25 Cool Thru	65
080003	Removable Tailstock Center	44	DWO 1122225	Axial Twin ER25+ER25	65
080003	Removable Tailstock Center	81	DWO 1122325	Axial Twin ERA25+ERA25	65
0820200	Tailstock for Sub Spindle 38mm	81	DWO 1130125	Axial ER25	52
0820200L	Tailstock for Sub Spindle 2"	81	DWO 1130132	Axial ER32	52
0832500	Axial Single BBH: 25mm	78	DWO 1130140	Axial ER40	52
0833810	Axial Single BBH: 1-1/2"	78	DWO 1130225	Axial ER25 Cool Thru*	52
0834000	Axial Single BBH: 40mm	78	DWO 1130232	Axial ER32 Cool Thru*	52
0835000	Axial Single BBH: 50mm	78	DWO 1130240	Axial ER40 Cool Thru*	52
0835080	Axial Single BBH: 2"	78	DWO 1130325	Axial ERA25	52
B			DWO 1130425	Axial ERA25 Cool Thru*	52
BLADEKIT	Blade Kit: 1 Blade, 10 Inserts	77	DWO 1130516	Axial Mill Head Ø16x17mm	52
BLADEKIT	Blade Kit: 1 Blade, 10 Inserts	42	DWO 1130522	Axial Mill Head Ø22x19mm	52
C			DWO 1130527	Axial Mill Head Ø27x21mm	52
COOL THRU	Blade Kit: 1 Blade, 10 Inserts	42	DWO 1140125	Axial ER25	58
BLADEKIT			DWO 1140132	Axial ER32	58
COOL THRU	Blade Kit: 1 Blade, 10 Inserts	77	DWO 1140140	Axial ER40	58
BLADEKIT			DWO 1140225	Axial ER25 Cool Thru*	58
D			DWO 1140232	Axial ER32 Cool Thru*	58
DWO 0031100	Heavy Duty Gear Hobb 1:1	71	DWO 1140240	Axial ER40 Cool Thru*	58
DWO 0032100	Heavy Duty Gear Hobb 2:1 Geared Down	71	DWO 1140325	Axial ERA25	58
DWO 0040116	0-180 Adj.Angle ERA16	39	DWO 1140425	Axial ERA25 Cool Thru*	58
DWO 0070232	Axial Double Outlet ER32+ER32	64	DWO 1140516	Axial Mill Head Ø16x17mm	58
DWO 0073225	Axial Double Outlet ERA25+ERA32	64	DWO 1140522	Axial Mill Head Ø22x19mm	58
DWO 0140125	Geared-Up 1:2 Redirected 36mm ER25	47	DWO 1140527	Axial Mill Head Ø27x21mm	58
DWO 0204000	Axial Single BBH: 40mm, H=100mm	79	DWO 1150132	Axial Opposite Face ER32+ER25	63
DWO 0205000	Axial Single BBH: 50mm, H=100mm	79	DWO 1152520	Axial Opposite Face ERA25+ERA20	63
DWO 0272000	Radial Double Static Tool : 20mm	75	DWO 1160132	Axial Opposite Face ER32+ER25	64
DWO 0272500	Radial Double Static Tool : 25mm	75	DWO 1162520	Axial Opposite Face ERA25+ERA20	64
DWO 0272510	Radial Double Static Tool : 25mm Cool Thru*	75	DWO 1170140	Axial MTSK-40	51
DWO 0272540	Radial Double Static Tool : 1"	75	DWO 1170150	Axial MTSK-50	51
DWO 0281905	Axial Single Static Tool 3/4" x 3/4"	43	DWO 1170240	Axial MTSK-40 Cool Thru*	51
DWO 0282000	Axial Single Static Tool 20mm x 20mm	43	DWO 1170250	Axial MTSK-50 Cool Thru*	51
DWO 0293175	Axial Single BBH: 1-1/4" H=65mm	43	DWO 1180140	Axial MTSK-40	54
DWO 0293200	Axial Single BBH: 32mm H=65mm	43	DWO 1180150	Axial MTSK-50	54
DWO 0311905	Radial Single Static Tool 3/4" x 3/4"	41	DWO 1180240	Axial MTSK-40 Cool Thru*	54
DWO 0312000	Radial Single Static Tool 20mm x 20mm	41	DWO 1180250	Axial MTSK-50 Cool Thru*	54
DWO 0312010	Radial Single Static Tool 20mm x 20mm	41	DWO 1190140	Axial MTSK-40	60
DWO 0482000	Radial Static Tool: 20mm H=90mm	74	DWO 1190150	Axial MTSK-50	60
DWO 0482500	Radial Static Tool: 25mm H=90mm	74	DWO 1190240	Axial MTSK-40 Cool Thru*	60
DWO 0482540	Radial Static Tool: 1" H=90mm	74	DWO 1190250	Axial MTSK-50 Cool Thru*	60
DWO 0540216	Radial Y-Axis Double Outlet ER16	48	DWO 1220225	Axial Twin ER25	65
DWO 0540225	Radial Y-Axis Double Outlet ER25	48	DWO 1220325	Axial Twin ERA25	65
DWO 0622500	Radial Double Side Twin Static Tool H=25mm	76	DWO 1221225	Axial Twin ER25 Cool Thru	65
DWO 0622540	Radial Double Side Twin Static Tool H=1"	76	DWO 1221325	Axial Twin ERA25 Cool Thru	65
DWO 0672000	Radial Double Static Tool 20mm H=75mm	75	DWO 1222225	Axial Twin ER25+ER25	65
DWO 0672500	Radial Double Static Tool 25mm H=75mm	75	DWO 1222325	Axial Twin ERA25+ERA25	65
DWO 0700125	Axial ER25	49	DWO 1230225	Axial Twin ER25	66
DWO 0700132	Axial ER32	49	DWO 1230325	Axial Twin ERA25	66
DWO 0700140	Axial ER40	49	DWO 1231225	Axial Twin ER25 Cool Thru	66
DWO 0700225	Axial ER25 Cool Thru*	49	DWO 1231325	Axial Twin ERA25 Cool Thru	66
DWO 0700232	Axial ER32 Cool Thru*	49	DWO 1232225	Axial Twin ER25+ER25	66
DWO 0700240	Axial ER40 Cool Thru*	49	DWO 1232325	Axial Twin ERA25+ERA25	66
DWO 0700325	Axial ERA25	49	DWO 1360125	Axial Opposite Face Rear Set Driven Tool	38
DWO 0700425	Axial ERA25 Cool Thru*	49	DWO 1410132	Radial Blade Holder with Blade Kit	77
DWO 0700516	Axial Mill Head Ø16x17mm	49	DWO 1422500	Radial Static Tool: 25mm H=75mm	74
DWO 0700522	Axial Mill Head Ø22x19mm	49	DWO 1422510	Radial Static Tool: 25mm H=75mm Cool Thru*	74
DWO 0700527	Axial Mill Head Ø27x21mm	49	DWO 1422540	Radial Static Tool: 1" H=75mm	74
DWO 0710125	Axial Geared-Up ERA25 1:2	62	DWO 1446000	Axial Single BBH 60mm H=100mm	80
DWO 0710225	Axial Geared-Up ERA25 1:2 Cool Thru*	62	DWO 1452500	Axial Static Tool 25mm	78
DWO 0720132	Axial Opposite Face ER32+ER25	62	DWO 1452540	Axial Static Tool 1"	78
			DWO 1460216	Radial Y Axis Double Outlet ERA16	33

Table of Contents

Part Number Index

DWO 1470216	Axial Single Side Twin Head Driven Tool	39	DWO 1940220	0-180 Adjustable Angle ERA20 Cool Thru*	69
DWO 1481905	Radial Double Static Tool 3/4"	41	DWO 1940316	0-180 Adj. Angle Geared-Up ERA16	70
DWO 1482000	Radial Double Static Tool Ø20mm	41	DWO 1940416	0-180 Adj. Angle Geared-Up ERA16 Cool Thru*	70
DWO 1482010	Radial Double Static Tool Ø20mm Cool Thru	41	DWO 1945120	0-180 Adj. Angle ERA20 with Digital Display	69
DWO 1530100	Broaching / Slotting Tool H=85mm	73	DWO 1945220	0-180 Adj. Angle ERA20 with Digital Display Cool Thru*	69
DWO 1530200	Broaching / Slotting Tool H=85mm	73			
DWO 1540132	Radial Reinforced ER32	46	DWO 1945316	0-180 Adj. Angle Geared-Up ERA16 with Digital Display	70
DWO 1540140	Radial Reinforced ER40	46			
DWO 1540625	Radial Reinforced Weldon 25 Cool Thru*	46	DWO 1945416	0-180 Adj. Angle Geared-Up ERA16 with Digital Display Cool Thru*	70
DWO 1540827	Radial Reinforced 27x21mm Cool Thru*	46			
DWO 1550140	Radial MTSK-40 Reinforced	46	DWO 2000325	Radial Driven Tool ERA25	31
DWO 1550150	Radial MTSK-50 Reinforced	46	DWO 2180150	Axial MTSK-50	51
DWO 1570126	Radial Blade Holder with Blade Kit	42	DWO 2180250	Axial MTSK-50 Cool Thru*	51
DWO 1580332	Radial Geared-Down 2:1 Redirected 80mm in Z	47	DWO 2190150	Axial MTSK-50	54
DWO 1611108	Gear Hobber 1:1 D=08	40	DWO 2190250	Axial MTSK-50 Cool Thru*	54
DWO 1611110	Gear Hobber 1:1 D=10	40	DWO 2200150	Axial MTSK-50	60
DWO 1611113	Gear Hobber 1:1 D=13	40	DWO 2200250	Axial MTSK-50 Cool Thru*	60
DWO 1611116	Gear Hobber 1:1 D=16	40	DWO 2230316	Axial Geared-Up 1:3 Rear-Set ERA16	37
DWO 1611155	Gear Hobber 1:1 D=1/2"	40	DWO 2230416	Axial Geared-Up 1:3 Rear-Set ERA16 Cool Thru	37
DWO 1612108	Gear Hobber 2:1 Geared Down D=08	40	DWO 2273175	Axial Single BBH 1-1/4" H=85mm	44
DWO 1612110	Gear Hobber 2:1 Geared Down D=10	40	DWO 2273200	Axial Single BBH 32mm H=85mm	44
DWO 1612113	Gear Hobber 2:1 Geared Down D=13	40	DWO 2290320	Axial Driven Tool ERA20	34
DWO 1612116	Gear Hobber 2:1 Geared Down D=16	40	DWO 2290325	Axial Driven Tool ERA25	34
DWO 1612155	Gear Hobber 2:1 Geared Down D=1/2"	40	DWO 2290420	Axial Driven Tool ERA20 Cool Thru	34
DWO 1650316	Axial Geared-Up Rear-Set Driven Tool I=1:3	38	DWO 2290425	Axial Driven Tool ERA25 Cool Thru	34
DWO 1650416	Axial Geared-Up Rear-Set Driven Tool I=1:3 Cool Thru*	38	DWO 2300132	Axial MTSK-32 Rear-Set	36
			DWO 2300232	Axial MTSK-32 Rear-Set Cool Thru	36
DWO 1730132L	Radial Blade Holder with Cool Thru (Left Hand)	77	DWO 2310120	Axial Rear-Set ER20	36
DWO 1730132R	Radial Blade Holder with Cool Thru (Right Hand)	77	DWO 2310125	Axial Rear-Set ER25	36
DWO 1770100	Axial MTSK-40 for Power Skiving	72	DWO 2310220	Axial Rear-Set ER20 Cool Thru	36
DWO 1790132	Axial MTSK-32 Driven Tool	34	DWO 2310225	Axial Rear-Set ER25 Cool Thru	36
DWO 1790232	Axial MTSK-32 Driven Tool Cool Thru*	34	DWO 2310320	Axial Rear-Set ERA20	36
DWO 1850120	0-180 Adj. Angle ER20 with Digital Display	67	DWO 2310325	Axial Rear-Set ERA25	36
DWO 1850125	0-180 Adj. Angle ER25 with Digital Display	67	DWO 2310420	Axial Rear-Set ERA20 Cool Thru	36
DWO 1850516	0-180 Adj. Angle 16x17mm with Digital Display	67	DWO 2310425	Axial Rear-Set ERA25 Cool Thru	36
DWO 1850519	0-180 Adj. Angle 3/4"x3/4" with Digital Display	67	DWO 2320111	Axial Geared-Up 1:2 ER11	37
DWO 1850522	0-180 Adj. Angle 22x19mm with Digital Display	67	DWO 2320211	Axial Geared-Up 1:2 ER11 Cool Thru	37
DWO 1860120	0-180 Adj. Angle ER20 with Digital Display	68	DWO 2320320	Axial Geared-Up 1:2 ERA20	37
DWO 1860125	0-180 Adj. Angle ER25 with Digital Display	68	DWO 2320420	Axial Geared-Up 1:2 ERA20 Cool Thru	37
DWO 1860516	0-180 Adj. Angle 16x17mm with Digital Display	68	DWO 2360132	Axial Geared-Down 2:1 ER32	61
DWO 1860519	0-180 Adj. Angle 3/4"x3/4" with Digital Display	68	DWO 2360140	Axial Geared-Down 2:1 ER40	61
DWO 1860522	0-180 Adj. Angle 22x19mm with Digital Display	68	DWO 2360232	Axial Geared-Down 2:1 ER32 Cool Thru	61
DWO 1870200	Broaching/Slotting Tool 25mm Stroke	40	DWO 2360240	Axial Geared-Down 2:1 ER40 Cool Thru	61
DWO 1890316	Radial Driven ERA16 Re-Directed in Z by 36mm	32	DWO 2360725	Axial Geared-Down 2:1 Weldon 25	61
DWO 1890416	Radial Driven ERA16 Re-Directed in Z by 36mm Cool Thru*	32	DWO 2360825	Axial Geared-Down 2:1 Weldon 25 Cool Thru	61
			DWO 2470132	Axial Reinforced ER32	50
DWO 1891316	Radial Geared-Up 1:2 ERA16 Re-Directed in Z by 36mm	32	DWO 2470232	Axial Reinforced ER32 Cool Thru*	50
			DWO 2470725	Axial Reinforced Weldon 25	50
DWO 1891416	Radial Geared-Up 1:2 ERA16 Re-Directed in Z by 36mm Cool Thru*	32	DWO 2470825	Axial Reinforced Weldon 25 Cool Thru*	50
			DWO 2480132	Axial Reinforced ER32	53
DWO 1892316	Radial Geared-Up 1:3 ERA16 Re-Directed in Z by 36mm	33	DWO 2480232	Axial Reinforced ER32 Cool Thru*	53
			DWO 2480725	Axial Reinforced Weldon 25	53
DWO 1892416	Radial Geared-Up 1:3 ERA16 Re-Directed in Z by 36mm Cool Thru*	33	DWO 2480825	Axial Reinforced Weldon 25 Cool Thru*	53
			DWO 2490132	Axial Reinforced ER32	59
DWO 1900100	Tailstock for Subspindle 38mm	44	DWO 2490232	Axial Reinforced ER32 Cool Thru*	59
DWO 1900100L	Tailstock for Subspindle 2"	44	DWO 2490725	Axial Reinforced Weldon 25	59
DWO 1920120	0-180 Adjustable Angle ER20	67	DWO 2490825	Axial Reinforced Weldon 25 Cool Thru*	59
DWO 1920125	0-180 Adjustable Angle ER25	67	DWO 2500132	Axial Reinforced ER32	56
DWO 1920516	0-180 Adjustable Angle 16x17mm	67	DWO 2500232	Axial Reinforced ER32 Cool Thru*	56
DWO 1920519	0-180 Adjustable Angle 3/4"x3/4"	67	DWO 2500725	Axial Reinforced Weldon 25	56
DWO 1920522	0-180 Adjustable Angle 22x19mm	67	DWO 2500825	Axial Reinforced Weldon 25 Cool Thru*	56
DWO 1930120	0-180 Adjustable Angle ER20	68	DWO 2510125	Axial ER25	55
DWO 1930125	0-180 Adjustable Angle ER25	68	DWO 2510132	Axial ER32	55
DWO 1930516	0-180 Adjustable Angle 16x17mm	68	DWO 2510140	Axial ER40	55
DWO 1930519	0-180 Adjustable Angle 3/4"x3/4"	68	DWO 2510225	Axial ER25 Cool Thru*	55
DWO 1930522	0-180 Adjustable Angle 22x19mm	68	DWO 2510232	Axial ER32 Cool Thru*	55
DWO 1940120	0-180 Adjustable Angle ERA20	69	DWO 2510240	Axial ER40 Cool Thru*	55

Table of Contents

Part Number Index

DWO 2510325	Axial ERA25	55	DWO 4040320	Axial Driven Tool ERA20	35
DWO 2510425	Axial ERA25 Cool Thru*	55	DWO 4040325	Axial Driven Tool ERA25	35
DWO 2510516	Axial Mill Head Ø16x17mm	55	DWO 4040420	Axial Driven Tool ERA20 Cool Thru	35
DWO 2510522	Axial Mill Head Ø22x19mm	55	DWO 4040425	Axial Driven Tool ERA25 Cool Thru	35
DWO 2510527	Axial Mill Head Ø27x21mm	55	DWO 4050132	Axial MTSK-32 Driven Tool	35
DWO 2520132	Axial Opposite Face ER32+ER25	63	DWO 4050232	Axial MTSK-32 Driven Tool Cool Thru	35
DWO 2522520	Axial Opposite Face ERA25+ERA20	63			
DWO 2530140	Axial MTSK-40	57	H		
DWO 2530150	Axial MTSK-50	57	HAS0010132	Axial ER32 Cool Thru*	5
DWO 2530240	Axial MTSK-40 Cool Thru*	57	HAS0010232	Axial ER32 Standard	5
DWO 2530250	Axial MTSK-50 Cool Thru*	57	HAS0010325	Axial ERA25 Standard	5
DWO 2540150	Axial Reinforced MTSK-50	57	HAS0010525	Axial Weldon 25	5
DWO 2540250	Axial Reinforced MTSK-50 Cool Thru*	57	HAS0020132	Axial ER32 Cool Thru*	5
DWO 2570132	Axial Rear-Set ER32	56	HAS0020132	Axial ER32 Cool Thru*	15
DWO 2644010	Axial Single Static Tool Capto C4 Right Hand	86	HAS0020132	Axial ER32 Cool Thru*	25
DWO 2644010LC	Axial Single Static Tool Capto C4 Left Hand	86	HAS0020232	Axial ER32	25
DWO 2792500	Radial Multiple Static Tool 25mm	75	HAS0020232	Axial ER32	15
DWO 2802500	Radial Double Multiple Static 25mm	76	HAS0020232	Axial ER32 Standard	5
DWO 2812500	Axial 3 Position BBH: 25mm	81	HAS0020325	Axial ERA25 Standard	5
DWO 2822500	Axial 3+3 Position BBH: 25mm	81	HAS0020325	Axial ERA25	15
DWO 2882500	Axial Single BBH: 25mm	79	HAS0020325	Axial ERA25	25
DWO 2884000	Axial Single BBH: 40mm	79	HAS0020525	Axial Weldon 25	25
DWO 2893200	Axial Single Extended BBH: 32mm	80	HAS0020525	Axial Weldon 25	15
DWO 2914000	Axial Single BBH Ø40mm	43	HAS0020525	Axial Weldon 25	5
DWO 2928022	Driven Tool for Worm Screws Ø22x12mm	72	HAS0030232	Radial Rear-Set ER32	2
DWO 2928125	Driven Tool for Worm Screws Ø1"x12mm	72	HAS0040232	Radial Rear-Set ER32	2
DWO 2950126L	Radial Blade Holder Cool Thru (Left Hand)	42	HAS0040232	Radial Redirected ER32	12
DWO 2950126R	Radial Blade Holder Cool Thru (Right Hand)	42	HAS0040232	Radial Redirected ER32	22
DWO 3080140	Axial Driven Tool Capto C4	82	HAS0070032	Axial Redirected ER32	6
DWO 3080240	Axial Driven Tool Capto C4 Cool Thru*	82	HAS0071132	Axial Redirected ER32 Cool Thru*	6
DWO 3110140	Axial Driven Tool Capto C4	83	HAS0072132	Axial Geared Down Redirected ER32	6
DWO 3110240	Axial Driven Tool Capto C4 Cool Thru*	83	HAS0074232	Axial Geared Down ER32 Cool Thru*	6
DWO 3120140	Axial Driven Tool Capto C4	83	HAS0080032	Axial ER32	6
DWO 3120240	Axial Driven Tool Capto C4 Cool Thru*	83	HAS0080032	Axial ER32	16
DWO 3130140	Axial Driven Tool Capto C4	84	HAS0080032	Axial ER32	26
DWO 3130240	Axial Driven Tool Capto C4 Cool Thru*	84	HAS0081132	Axial ER32 Cool Thru*	26
DWO 3140240	Axial Opposite Face Twin Capto C4+C4	84	HAS0081132	Axial ER32 Cool Thru*	16
DWO 3150140	Radial Driven Tool Capto C4	82	HAS0081132	Axial ER32 Cool Thru*	6
DWO 3150240	Radial Driven Tool Capto C4 Cool Thru*	82	HAS0082132	Axial Geared-Down 2:1 ER32	6
DWO 3166010	Axial Single Static Tool Capto C6 Right Hand	87	HAS0082132	Axial Geared-Down 2:1 ER32	16
DWO 3166010LC	Axial Single Static Tool Capto C6 Left Hand	87	HAS0082132	Axial Geared-Down 2:1 ER32	26
DWO 3374010	Axial Single Static Capto C4 Right Hand	45	HAS0084232	Axial Geared-Down 2:1 ER32 Cool Thru*	26
DWO 3374010LC	Axial Single Static Capto C4 Left Hand	45	HAS0084232	Axial Geared-Down 2:1 ER32 Cool Thru*	16
DWO 3380132	Radial MTSK-32 Driven Tool	31	HAS0084232	Axial Geared-Down 2:1 ER32 Cool Thru*	6
DWO 3380232	Radial MTSK-32 Driven Tool Cool Thru*	31	HAS0130132	Radial ER32 Standard	1
DWO 3404020	Axial Opposite Face Static Tool Capto C4 Right Hand	87	HAS0130140	Radial ER40 Standard	1
DWO 3404020LC	Axial Opposite Face Static Tool Capto C4 Left Hand	87	HAS0130232	Radial ER32 Cool Thru*	1
DWO 3414010	Axial Single Static Tool Capto C4 Right Hand	86	HAS0130240	Radial ER40 Cool Thru*	1
DWO 3414010LC	Axial Single Static Tool Capto C4 Left Hand	86	HAS0132219	Radial Mill Head 22x19mm	1
DWO 3424020	Radial Double Static Capto C4 Right Hand	85	HAS0132721	Radial Mill Head 27x21mm	1
DWO 3424020LC	Radial Double Static Capto C4 Left Hand	85	HAS0140132	Radial ER32 Standard	1
DWO 3462510	Axial Static Tool 25mm Cool Thru*	78	HAS0140132	Radial ER32	11
DWO 3470232	Radial Reinforced ER32 Cool Thru*	46	HAS0140132	Radial ER32	21
DWO 3470240	Radial Reinforced ER40 Cool Thru*	46	HAS0140140	Radial ER40	11
DWO 3480240	Radial MTSK-40 Reinforced Cool Thru*	46	HAS0140140	Radial ER40 Standard	1
DWO 3480250	Radial MTSK-50 Reinforced Cool Thru*	46	HAS0140140	Radial ER40	21
DWO 3515010	Axial Single Static Tool Capto C5 Right Hand	86	HAS0140232	Radial ER32 Cool Thru*	1
DWO 3515010LC	Axial Single Static Tool Capto C5 Left Hand	86	HAS0140232	Radial ER32 Cool Thru*	11
DWO 3520425	Radial Driven Tool ERA25 Cool Thru	31	HAS0140232	Radial ER32 Cool Thru*	21
DWO 3652500	Radial Rear Set Single Static Tool Ø25mm	74	HAS0140240	Radial ER40 Cool Thru*	11
DWO 3770240	Axial Opposite Face Twin Capto C4+C4	84	HAS0140240	Radial ER40 Cool Thru*	1
DWO 3780125	Axial Geared-Up 1:2 ERA25	61	HAS0140240	Radial ER40 Cool Thru*	21
DWO 3780225	Axial Geared-Up 1:2 ERA25 Cool Thru*	61	HAS0142219	Radial Mill Head 22x19mm	21
DWO 3853810	Axial Rear Set BBH 1-1/2"	80	HAS0142219	Radial Mill Head 22x19mm	1
DWO 3854000	Axial Rear Set BBH Ø40mm	80	HAS0142219	Radial Mill Head 22x19mm	11
			HAS0142721	Radial Mill Head 27x21mm	11
			HAS0142721	Radial Mill Head 27x21mm	1

Table of Contents

Part Number Index

HAS0142721	Radial Mill Head 27x21mm	21	HAS0380116	Axial Geared-Up 1:3 ERA16	27
HAS0150132	Radial Geared-Up 1:2 ERA32	3	HAS0380216	Axial Geared-Up 1:3 ERA16 Cool Thru*	27
HAS0150232	Radial Geared-Up 1:2 ERA32 Cool Thru*	3	HAS0380216	Axial Geared-Up 1:3 ERA16 Cool Thru*	7
HAS0160132	Radial Geared-Up 1:2 ERA32	3	HAS0380216	Axial Geared-Up 1:3 ERA16 Cool Thru*	17
HAS0160132	Radial Geared-Up 1:2 ERA32	13	HAS0390116	Axial Geared-Up 1:3 ERA16	7
HAS0160132	Radial ERA32	22	HAS0390216	Axial Geared-Up 1:3 ERA16 Cool Thru*	7
HAS0160232	Radial ERA32 Cool Thru*	22	HAS0400116	Axial Geared-Up 1:3 ERA16	17
HAS0160232	Radial Geared-Up 1:1 ERA32 Cool Thru*	13	HAS0400216	Axial Geared-Up 1:3 ERA16 Cool Thru*	17
HAS0160232	Radial Geared-Up 1:2 ERA32 Cool Thru*	3	HAS0410116	Radial Geared-Up 1:3 ERA16	14
HAS0170132	Axial ER32 Cool Thru*	15	HAS0410116	Radial Geared-Up 1:3 ERA16	4
HAS0170232	Axial ER32	15	HAS0410116	Radial Geared-Up 1:3 ERA16	23
HAS0170325	Axial ERA25	15	HAS0410216	Radial Geared-Up 1:3 ERA16 Cool Thru*	23
HAS0170525	Axial Weldon 25	15	HAS0410216	Radial Geared-Up 1:3 ERA16 Cool Thru*	4
HAS0180132	Radial ER32	11	HAS0410216	Radial Geared-Up 1:3 ERA16 Cool Thru*	14
HAS0180140	Radial ER40	11	HAS0420116	Radial Geared-Up 1:3 ERA16	4
HAS0180232	Radial ER32 Cool Thru*	11	HAS0420216	Radial Geared-Up 1:3 ERA16 Cool Thru*	4
HAS0180240	Radial ER40 Cool Thru*	11	HAS0430116	Radial Geared-Up 1:3 ERA16	14
HAS0182219	Radial Mill Head 22x19mm	11	HAS0430216	Radial Geared-Up 1:3 ERA16 Cool Thru*	14
HAS0182721	Radial Mill Head 27x21mm	11	HAS0440120	Adj. Angle (0-180) ER20 with Digital Display	9
HAS0190232	Radial Redirected ER32	12	HAS0440125	Adj. Angle (0-180) ER25 with Digital Display	9
HAS0200032	Axial ER32	16	HAS0440516	Adj. Angle (0-180) 16x17mm with Digital Display	9
HAS0201132	Axial ER32 Cool Thru*	16	HAS0440519	Adj. Angle (0-180) 3/4"x3/4" with Digital Display	9
HAS0202132	Axial Geared-Down 2:1 ER32	16	HAS0440522	Adj. Angle (0-180) 22x19mm with Digital Display	9
HAS0204232	Axial Geared-Down 2:1 ER32 Cool Thru*	16	HAS0450120	Adj. Angle (0-180) ER20 with Digital Display	9
HAS0210132	Radial Geared-Up 1:2 ERA32	13	HAS0450120	Adj. Angle (0-180) ER20 with Digital Display	19
HAS0210232	Radial Geared-Up 1:2 ERA32 Cool Thru*	13	HAS0450120	Adj. Angle (0-180) ER20 with Digital Display	29
HAS0230225	Axial Opposite Face ER25+ER25	27	HAS0450125	Adj. Angle (0-180) ER25 with Digital Display	29
HAS0240125	Radial Single Side ERA25	24	HAS0450125	Adj. Angle (0-180) ER25 with Digital Display	19
HAS0240225	Radial Single Side ERA25 Cool Thru*	24	HAS0450125	Adj. Angle (0-180) ER25 with Digital Display	9
HAS0260140	Radial MTSK-40	12	HAS0450516	Adj. Angle (0-180) 16x17mm with Digital Display	9
HAS0260240	Radial MTSK-40 Cool Thru*	12	HAS0450516	Adj. Angle (0-180) 16x17mm with Digital Display	19
HAS0270140	Radial MTSK-40 Standard	2	HAS0450516	Adj. Angle (0-180) 16x17mm with Digital Display	29
HAS0270240	Radial MTSK-40 Cool Thru*	2	HAS0450519	Adj. Angle (0-180) 3/4"x3/4" with Digital Display	29
HAS0280140	Radial MTSK-40 Standard	2	HAS0450519	Adj. Angle (0-180) 3/4"x3/4" with Digital Display	19
HAS0280140	Radial MTSK-40	12	HAS0450519	Adj. Angle (0-180) 3/4"x3/4" with Digital Display	9
HAS0280140	Radial MTSK-40	21	HAS0450522	Adj. Angle (0-180) 22x19mm with Digital Display	9
HAS0280240	Radial MTSK-40 Cool Thru*	21	HAS0450522	Adj. Angle (0-180) 22x19mm with Digital Display	19
HAS0280240	Radial MTSK-40 Cool Thru*	12	HAS0450522	Adj. Angle (0-180) 22x19mm with Digital Display	29
HAS0280240	Radial MTSK-40 Cool Thru*	2	HAS0460120	Adj. Angle (0-180) ER20 with Digital Display	19
HAS0297132	Axial Geared-Up 1:2 ERA32	16	HAS0460125	Adj. Angle (0-180) ER25 with Digital Display	19
HAS0297232	Axial Geared-Up 1:2 ERA32 Cool Thru*	16	HAS0460516	Adj. Angle (0-180) 16x17mm with Digital Display	19
HAS0307132	Axial Geared-Up 1:2 ERA32	7	HAS0460519	Adj. Angle (0-180) 3/4"x3/4" with Digital Display	19
HAS0307232	Axial Geared-Up 1:2 ERA32 Cool Thru*	7	HAS0460522	Adj. Angle (0-180) 22x19mm with Digital Display	19
HAS0317132	Axial Geared-Up 1:2 ERA32	7	HAS0470120	Adj. Angle (0-180) ER20	8
HAS0317132	Axial Geared-Up 1:2 ERA32	16	HAS0470125	Adj. Angle (0-180) ER25	8
HAS0317132	Axial Geared-Up 1:2 ERA32	26	HAS0470516	Adj. Angle (0-180) 16x17mm	8
HAS0317232	Axial Geared-Up 1:2 ERA32 Cool Thru*	26	HAS0470519	Adj. Angle (0-180) 3/4"x3/4"	8
HAS0317232	Axial Geared-Up 1:2 ERA32 Cool Thru*	16	HAS0470522	Adj. Angle (0-180) 22x19mm	8
HAS0317232	Axial Geared-Up 1:2 ERA32 Cool Thru*	7	HAS0480120	Adj. Angle (0-180) ER20	8
HAS0320016	Radial Geared-Up 1:3 ER16	13	HAS0480120	Adj. Angle (0-180) ER20	18
HAS0330016	Radial Geared-Up 1:3 ER16	3	HAS0480120	Adj. Angle (0-180) ER20	28
HAS0340016	Radial Geared-Up 1:3 ER16	3	HAS0480125	Adj. Angle (0-180) ER25	28
HAS0340016	Radial Geared-Up 1:3 ER16	13	HAS0480125	Adj. Angle (0-180) ER25	18
HAS0340016	Radial Geared-Up 1:3 ER16	23	HAS0480125	Adj. Angle (0-180) ER25	8
HAS0350100	Broaching/Slotting Driven Tool 50mm Stroke	30	HAS0480516	Adj. Angle (0-180) 16x17mm	8
HAS0350100	Broaching/Slotting Driven Tool 50mm Stroke	20	HAS0480516	Adj. Angle (0-180) 16x17mm	18
HAS0350100	Broaching/Slotting Driven Tool 50mm Stroke	10	HAS0480516	Adj. Angle (0-180) 16x17mm	28
HAS0350200	Broaching/Slotting Driven Tool 25mm Stroke	10	HAS0480519	Adj. Angle (0-180) 3/4"x3/4"	28
HAS0350200	Broaching/Slotting Driven Tool 25mm Stroke	20	HAS0480519	Adj. Angle (0-180) 3/4"x3/4"	18
HAS0350200	Broaching/Slotting Driven Tool 25mm Stroke	30	HAS0480519	Adj. Angle (0-180) 3/4"x3/4"	8
HAS0360100	Broaching/Slotting Driven Tool 50mm Stroke	10	HAS0480522	Adj. Angle (0-180) 22x19mm	8
HAS0360200	Broaching/Slotting Driven Tool 25mm Stroke	10	HAS0480522	Adj. Angle (0-180) 22x19mm	18
HAS0370100	Broaching/Slotting Driven Tool 50mm Stroke	20	HAS0480522	Adj. Angle (0-180) 22x19mm	28
HAS0370200	Broaching/Slotting Driven Tool 25mm Stroke	20	HAS0490120	Adj. Angle (0-180) ER20	18
HAS0380116	Axial Geared-Up 1:3 ERA16	17	HAS0490125	Adj. Angle (0-180) ER25	18
HAS0380116	Axial Geared-Up 1:3 ERA16	7	HAS0490516	Adj. Angle (0-180) 16x17mm	18

Table of Contents

Part Number Index

HAS0490519	Adj. Angle (0-180) 3/4"x3/4"	18	MTSK40H02	MTSK-40 Adaptor Morse 2	91
HAS0490522	Adj. Angle (0-180) 22x19mm	18	MTSK40T00	MTSK-40 Cover Plug	91
HAS0500140	Axial MTSK-40	15	MTSK50A01	MTSK-50 Adaptor ER40	92
HAS0500140	Axial MTSK-40	5	MTSK50A02	MTSK-50 Adaptor ER32	92
HAS0500140	Axial MTSK40	25	MTSK50A03	MTSK-50 Adaptor ER25	92
HAS0510140	Axial MTSK-40	5	MTSK50A05	MTSK-50 Adaptor ER16	92
HAS0520140	Axial MTSK-40	15	MTSK50B01	MTSK-50 Adaptor ERA32	92
K			MTSK50B02	MTSK-50 Adaptor ERA25	92
KIT 1000001	Plug for 32mm or 1-1/4" BBH to Make Cool Thru	44	MTSK50B03	MTSK-50 Adaptor ERA20	92
KIT 1000001	Plug for 32mm or 1 1/4" BBH to Make Cool Thru	43	MTSK50C02	MTSK-50 Adaptor Mill Ø16x17	93
KIT 1000003	Plug for 40mm BBH to Make Cool Thru	43	MTSK50C03	MTSK-50 Adaptor Mill 3/4"	93
KIT 1000003	Plug for 40mm BBH to Make Cool Thru	80	MTSK50C04	MTSK-50 Adaptor Mill Ø22x19	93
KIT 1000003	Plug for 40mm BBH to Make Cool Thru	79	MTSK50C05	MTSK-50 Adaptor Mill 1"x3/4"	93
KIT 1000004	Plug for 1-1/2" BBH to Make Cool Thru	80	MTSK50C06	MTSK-50 Adaptor Mill Ø27x21	93
KIT 1000006	Plug for 25mm or 1" BBH to Make Cool Thru	81	MTSK50C07	MTSK-50 Adaptor Mill Ø32x24	93
KIT 1000006	Plug for 25mm or 1" BBH to Make Cool Thru	81	MTSK50D01	MTSK-50 Adaptor Mill Weldon 6	93
KIT 1000006	Plug for 25mm or 1" BBH to Make Cool Thru	79	MTSK50D02	MTSK-50 Adaptor Mill Weldon 8	93
KIT 1000020	Plug for 32mm BBH to Make Cool Thru	80	MTSK50D03	MTSK-50 Adaptor Mill Weldon 10	93
KIT 1003002	Plug & Seal Kit for 50mm or 2" BBH to Make Cool Thru	78	MTSK50D04	MTSK-50 Adaptor Mill Weldon 12	93
KIT 1003002	Plug & Seal Kit for 50mm BBH to Make Cool Thru	79	MTSK50D05	MTSK-50 Adaptor Mill Weldon 16	93
KIT 1003003	Plug & Seal Kit for 40mm BBH to Make Cool Thru	78	MTSK50D07	MTSK-50 Adaptor Mill Weldon 20	93
KIT 1003003	Plug & Seal Kit for 40mm BBH to Make Cool Thru	79	MTSK50D08	MTSK-50 Adaptor Mill Weldon 25	93
KIT 1003004	Plug & Seal Kit for 1 1/2" BBH to Make Cool Thru	78	MTSK50D11	MTSK-50 Adaptor Mill Weldon 1/4"	93
KIT 1003006	Plug & Seal Kit for 25mm BBH to Make Cool Thru	78	MTSK50D12	MTSK-50 Adaptor Mill Weldon 5/16"	93
KIT 1009025	Plug & Seal Kit for 60mm BBH to Make Cool Thru	80	MTSK50D13	MTSK-50 Adaptor Mill Weldon 3/8"	93
M			MTSK50D14	MTSK-50 Adaptor Mill Weldon 1/2"	93
MTSK32A03	MTSK-32 Adaptor ER25	88	MTSK50D15	MTSK-50 Adaptor Mill Weldon 5/8"	93
MTSK32B03	MTSK-32 Adaptor ERA20	88	MTSK50E01	MTSK-50 Adaptor POWERGRIP PG25	93
MTSK32B04	MTSK-32 Adaptor ERA16	88	MTSK50T00	MTSK-50 Cover Plug	93
MTSK32C02	MTSK-32 Adaptor Mill 16x17	89			
MTSK32D01	MTSK-32 Adaptor Weldon 6	89			
MTSK32D02	MTSK-32 Adaptor Weldon 8	89			
MTSK32D03	MTSK-32 Adaptor Weldon 10	89			
MTSK32D04	MTSK-32 Adaptor Weldon 12	89			
MTSK32T00	MTSK-32 Cover Plug	89			
MTSK40A02	MTSK-40 Adaptor ER32	90			
MTSK40A03	MTSK-40 Adaptor ER25	90			
MTSK40A05	MTSK-40 Adaptor ER16	90			
MTSK40A06	MTSK-40 Adaptor ER16	90			
MTSK40A07	MTSK-40 Adaptor ER16	90			
MTSK40A08	MTSK-40 Adaptor ER11	90			
MTSK40A09	MTSK-40 Adaptor ER11	90			
MTSK40B02	MTSK-40 Adaptor ERA25	90			
MTSK40B03	MTSK-40 Adaptor ERA20	90			
MTSK40C02	MTSK-40 Adaptor Mill Ø16x17	91			
MTSK40C03	MTSK-40 Adaptor Mill 3/4"	91			
MTSK40C04	MTSK-40 Adaptor Mill Ø22x19	91			
MTSK40C05	MTSK-40 Adaptor Mill Ø27x21	91			
MTSK40D01	MTSK-40 Adaptor Weldon 6	91			
MTSK40D02	MTSK-40 Adaptor Weldon 8	91			
MTSK40D03	MTSK-40 Adaptor Weldon 10	91			
MTSK40D04	MTSK-40 Adaptor Weldon 12	91			
MTSK40D06	MTSK-40 Adaptor Weldon 16	91			
MTSK40D07	MTSK-40 Adaptor Weldon 20	91			
MTSK40D11	MTSK-40 Adaptor Weldon 1/4"	91			
MTSK40D12	MTSK-40 Adaptor Weldon 5/16"	91			
MTSK40D13	MTSK-40 Adaptor Weldon 3/8"	91			
MTSK40D14	MTSK-40 Adaptor Weldon 1/2"	91			
MTSK40D21	MTSK-40 Adaptor Weldon 6	91			
MTSK40D24	MTSK-40 Adaptor Weldon 10	91			
MTSK40D25	MTSK-40 Adaptor Weldon 12	91			
MTSK40F01	MTSK-40 Adaptor Mill 1/2"	91			
MTSK40G03	MTSK-40 Adaptor MR25	91			
MTSK40H01	MTSK-40 Adaptor Morse 1	91			