

DRIVEN and STATIC TOOLING
For
HWACHEON



10139 BERGIN RD.
HOWELL, MI 48843
PHONE : 877-91-TOOLS (810-632-4446)
FAX: 877-92-TOOLS (810-632-4467)
EMAIL: info@mdtooling.com
WEBSITE: www.mdtooling.com

Live Tooling



M. T. Marchetti, a major live tool manufacturer in northern Italy, is a leader in live tool technology. The formula is simple. Use only the best angular contact high-speed bearings available. Add to this an exacting tolerances for all ground shafts, gears and bearing pocket features. Next, develop a sealed system that **will not** allow any contamination from chips or coolant.

Top this all off with a superior design and you end up with a live tool that is more rigid, faster and will last longer. **We back this up with a 2-Year factory warranty.**

Our Live Tool Warranty

Our tooling will give years of service in the most demanding applications. The superior design and rugged construction has proven this over the last 12 years. The reliability of our tools allows us to provide a 2-year factory warranty, for non-wear components.

MD Tooling will repair any defective tool holders for a period of 2 years from the date of purchase.

Product Range

We have the largest range of live tooling available for most major machine tool manufactures.

Our available products include an extensive line of standard live tooling as well as specialty tool holders such as 0-180 adjustable angle tool holders, gear hobbors, and even worm gear generators. Our product range includes geared up holders to 60,000 RPM and are engineered for 1,000 PSI coolant through.

We are an industry leader in providing complete tooling solutions with hundreds of static tool options as well.

Technical Support

Here at MD Tooling we have a full technical support department with over 35 years of CNC experience.

Our highly qualified staff can help with part processing, tooling up a job from a blue print and even assist with part programming. Applications Engineers are always available by phone to answer any questions you may have about our tooling or any other CNC related issue.

Stock and Replenishment

MD Tooling maintains an extensive inventory of tooling in our warehouse in Michigan. Our current "fill" rate on orders is 93% from our stock in Michigan for same day shipping.

Should you require a non-stock item, our manufacturer, M.T. Marchetti also maintains a large inventory in Italy. Tooling can be obtained in as little as 3-5 business days.

Shipping

MD Tooling realizes that when you need tooling, often you can't wait until the next day. We process orders and ship from available stock right up until 4PM EST to make certain we get your tooling solutions to you as quickly as possible.

We regularly ship throughout the day via UPS, FedEx or any other carrier that a customer requests.



10139 Bergin Road
Howell, MI 48843
Phone: (810) 632-4446
Fax: (810) 632-4467
Email: info@mdtooling.com
Web: www.mdtooling.com

- Fast, Friendly, Reliable Service!
- Quality tooling at highly competitive pricing.
- 2-Year Warranty on all live tools.
- Extensive inventory. We currently ship over 93% of all orders same day.
- In-house repair services available.
- If a warranty tool needs to be returned for inspection, service or repair, loaner tools are available to keep your machine tool production up and running.
- More specialty tool holders than any other manufacturer.
- Custom tool holders available.
- All available tooling may not be shown in this catalog. If you can't find the holder you're looking for, please contact our office for assistance.



Table of Contents

Categorized Listing

(BMT55) CUTEX 160/180 - C1		1		
DRIVEN		1		
RADIAL DRIVEN TOOL	1		RADIAL GEARED-UP 1:2 DRIVEN TOOL REDIRECTED 36mm IN Z	29
QUICK CHANGE RADIAL MTSK-40 DRIVEN TOOL	1		RADIAL SINGLE-SIDE TWIN HEAD DRIVEN TOOL IN Y-AXIS	30
RADIAL DRIVEN TOOL RE-DIRECTED IN Z BY 36mm	2		RADIAL INVERTED DRIVEN TOOL 250mm INTERAXIS	30
RADIAL GEARED-DOWN 2:1 DRIVEN TOOL RE-DIRECTED IN Z BY 36mm	2		AXIAL DRIVEN TOOL H=72mm	31
RADIAL GEARED-UP 1:2 DRIVEN TOOL RE-DIRECTED IN Z BY 36mm	3		AXIAL REINFORCED DRIVEN TOOL H=72mm	32
RADIAL GEARED-UP I=1:5.625 DRIVEN TOOL	4		QUICK CHANGE AXIAL MTSK DRIVEN TOOL H=72mm	33
RADIAL SINGLE-SIDE TWIN HEAD DRIVEN TOOL IN Y-AXIS	4		QUICK CHANGE AXIAL MTSK REINFORCED DRIVEN TOOL H=72mm	33
RADIAL ±30° ADJUSTABLE ANGLE DRIVEN TOOL REDIRECTED BY 30mm	5		AXIAL DRIVEN TOOL H=85mm	34
AXIAL DRIVEN TOOL H=60mm	6		AXIAL REINFORCED DRIVEN TOOL H=85mm	35
QUICK CHANGE AXIAL MTSK-40 DRIVEN TOOL H=60mm	6		QUICK CHANGE AXIAL MTSK DRIVEN TOOL H=85mm	36
AXIAL DRIVEN TOOL H=70mm	7		QUICK CHANGE AXIAL MTSK REINFORCED DRIVEN TOOL H=85mm	36
QUICK CHANGE AXIAL MTSK-40 DRIVEN TOOL H=70mm	8		AXIAL DRIVEN TOOL H=95mm	37
AXIAL REAR-SET DRIVEN TOOL	8		AXIAL REINFORCED DRIVEN TOOL H=95mm	38
AXIAL GEARED-UP 1:2 DRIVEN TOOL	9		AXIAL REAR-SET DRIVEN TOOL H=95mm	38
AXIAL GEARED-UP 1:5.625 DRIVEN TOOL	10		QUICK CHANGE AXIAL MTSK DRIVEN TOOL H=95mm	39
AXIAL DRIVEN TOOL FOR INTERNAL POLYGON MAKING	10		QUICK CHANGE AXIAL MTSK REINFORCED DRIVEN TOOL H=95mm	39
AXIAL OPPOSITE FACE DRIVEN TOOL	11		AXIAL DRIVEN TOOL H=100mm	40
AXIAL OPPOSITE FACE DRIVEN TOOL	11		AXIAL REINFORCED DRIVEN TOOL H=100mm	41
AXIAL OPPOSITE FACE REAR-SET DRIVEN TOOL	12		QUICK CHANGE AXIAL MTSK DRIVEN TOOL H=100mm	42
AXIAL GEARED-UP 1:2 OPPOSITE FACE TWIN DRIVEN TOOL H=60mm	12		QUICK CHANGE AXIAL MTSK REINFORCED DRIVEN TOOL H=100mm	42
AXIAL GEARED-UP 1:2 OPPOSITE FACE TWIN DRIVEN TOOL H=70mm	12		AXIAL GEARED-DOWN 2:1 DRIVEN TOOL H=100mm	43
AXIAL SINGLE SIDE TWIN HEAD DRIVEN TOOL	13		AXIAL GEARED-UP 1:2 DRIVEN TOOL H=72mm	43
AXIAL GEARED-UP 1:2 SINGLE SIDE TWIN HEAD DRIVEN TOOL IN Y	13		AXIAL GEARED-UP 1:2 DRIVEN TOOL H=100mm	44
0-180 ADJUSTABLE ANGLE DRIVEN TOOL H=54mm	14		AXIAL OPPOSITE FACE DRIVEN TOOL H=72mm	44
0-180 ADJUSTABLE ANGLE DRIVEN TOOL WITH DIGITAL DISPLAY H=54mm	14		AXIAL OPPOSITE FACE DRIVEN TOOL H=85mm	45
0-180 ADJUSTABLE ANGLE DRIVEN TOOL H=47.5mm	15		AXIAL OPPOSITE FACE DRIVEN TOOL H=95mm	45
0-180 ADJUSTABLE ANGLE DRIVEN TOOL WITH DIGITAL DISPLAY H=47.5mm	15		AXIAL OPPOSITE FACE DRIVEN TOOL H=100mm	46
0-180 ADJUSTABLE ANGLE GEARED-UP 1:2 DRIVEN TOOL H=47.5mm	16		AXIAL OPPOSITE FACE DRIVEN TOOL H=100mm	46
0-180 ADJUSTABLE ANGLE DRIVEN TOOL GEARED-UP 1:2 WITH DIGITAL DISPLAY H=47.5mm	16		AXIAL SINGLE SIDE TWIN HEAD DRIVEN TOOL IN Y H=72mm	47
DRIVEN GEAR HOBBER	17		AXIAL SINGLE SIDE TWIN HEAD DRIVEN TOOL IN Y H=100mm	48
RADIAL DRIVEN GEAR HOBBER	17		0-180 ADJUSTABLE ANGLE DRIVEN TOOL H=54mm	49
STATIC		18	0-180 ADJUSTABLE ANGLE DRIVEN TOOL WITH DIGITAL DISPLAY H=54mm	49
RADIAL SINGLE STATIC TOOL	18		0-180 ADJUSTABLE ANGLE DRIVEN TOOL H=100mm	50
RADIAL SINGLE SIDE TWIN STATIC TOOL	18		0-180 ADJUSTABLE ANGLE DRIVEN TOOL WITH DIGITAL DISPLAY H=100mm	50
RADIAL DOUBLE BLADE HOLDER WITH BLADE KIT	19		0-180 ADJUSTABLE ANGLE DRIVEN TOOL H=72mm	51
RADIAL BLADE HOLDER WITH INTERNAL COOLANT-BLADE KIT NOT INCLUDED	19		0-180 ADJUSTABLE ANGLE DRIVEN TOOL WITH DIGITAL DISPLAY H=72mm	51
AXIAL STATIC TOOL	20		0-180 ADJUSTABLE ANGLE DRIVEN TOOL GEARED-UP 1:2 H=72mm	52
AXIAL SINGLE BORING BAR HOLDER H=60mm	20		0-180 ADJUSTABLE ANGLE DRIVEN TOOL GEARED-UP 1:2 WITH DIGITAL DISPLAY H=72mm	52
AXIAL SINGLE BORING BAR HOLDER H=75mm	21		DRIVEN GEAR HOBBER	53
SINGLE REAR-SET RADIAL STATIC TOOL CAPTO C4	22		GEAR HOBBER - REINFORCED	53
AXIAL SINGLE STATIC TOOL CAPTO C4	22		QUICK CHANGE AXIAL MTSK-40 DRIVEN TOOL FOR POWER SKIVING H=100mm	54
AXIAL REAR-SET SINGLE BORING BAR HOLDER CAPTO C4	23		DRIVEN TOOL FOR WORM SCREWS	54
DRIVEN		24	BROACHING/SLOTING TOOL 50mm STROKE H=100mm	55
AXIAL DRIVEN TOOL ER25 CAPTO C4 H=55mm	24		BROACHING/SLOTING TOOL 50mm STROKE H=85mm	55
STATIC		25	BROACHING/SLOTING TOOL 25mm STROKE H=100mm	56
RADIAL SINGLE STATIC CAPTO C4	25		BROACHING/SLOTING TOOL 25mm STROKE H=85mm	56
RADIAL SINGLE STATIC CAPTO C4 MAIN SPINDLE	25		DRIVEN TOOLHOLDER FOR SLIDING STEADY REST-SIZE 2	56
AXIAL SINGLE STATIC TOOL CAPTO C4	26		STATIC	
AXIAL SINGLE STATIC TOOL CAPTO C4	26		RADIAL STATIC HOLDER H=75mm	57
AXIAL SINGLE STATIC TOOL CAPTO C4	27		RADIAL STATIC HOLDER H=90mm	57
AXIAL SINGLE STATIC TOOL MALE CLAMPING	27		RADIAL REAR-SET SINGLE STATIC TOOL	57
(BMT65) HI-TECH 200/230 - HI-TECH 300/350			RADIAL DOUBLE STATIC HOLDER	58
HI-TECH 400/450 - T2 - CUTEX 240		28	RADIAL DOUBLE STATIC HOLDER H=75mm	58
DRIVEN		28	RADIAL DOUBLE SIDE TWIN STATIC TOOL	58
RADIAL REINFORCED DRIVEN TOOL	28		RADIAL BLADE HOLDER WITH BLADE KIT	59
QUICK CHANGE RADIAL MTSK REINFORCED DRIVEN TOOL	28		RADIAL BLADE HOLDER WITH INTERNAL COOLANT-BLADE KIT NOT INCLUDED	59
RADIAL GEARED-DOWN 2:1 DRIVEN TOOL REDIRECTED 80mm IN Z	29		AXIAL STATIC TOOL	60
			AXIAL SINGLE BORING BAR HOLDER H=72mm	60

Table of Contents

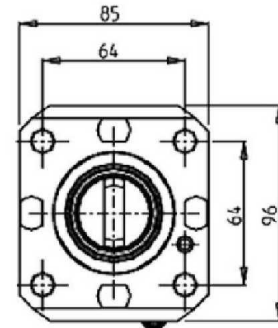
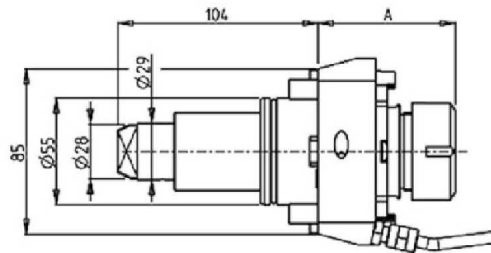

Categorized Listing

AXIAL SINGLE BORING BAR HOLDER H=72mm	61		
AXIAL SINGLE BORING BAR HOLDER 40mm H=100mm	61	DRIVEN	88
AXIAL SINGLE BORING BAR HOLDER 50mm H=100mm	62	RADIAL DRIVEN TOOL	88
AXIAL SINGLE BORING BAR HOLDER 60mm H=100mm	62	QUICK CHANGE RADIAL MTSK-63 DRIVEN TOOL	88
AXIAL SINGLE BORING BAR HOLDER 60mm H=100mm	63	RADIAL DRIVEN TOOL RE-DIRECTED IN Z BY 110mm	89
AXIAL REAR SET BORING BAR HOLDER H=85mm	63	RADIAL GEARED-DOWN 2:1 DRIVEN TOOL RE-DIRECTED IN Z BY 110mm	89
TAILSTOCK FOR SUBSPINDLE	64	RADIAL GEARED-UP 1:3 DRIVEN TOOL REDIRECTED IN Z BY 70mm	90
DRIVEN	65	RADIAL SINGLE SIDE TWIN HEAD DRIVEN TOOL IN Y	90
RADIAL DRIVEN TOOL CAPTO C4	65	AXIAL DRIVEN TOOL H=110mm	91
AXIAL DRIVEN TOOL CAPTO C4 H=72mm	65	QUICK CHANGE AXIAL MTSK DRIVEN TOOL H=110mm	91
AXIAL DRIVEN TOOL CAPTO C4 H=85mm	66	AXIAL GEARED-DOWN 2:1 DRIVEN TOOL H=110mm	92
AXIAL DRIVEN TOOL CAPTO C4 H=95mm	66	QUICK CHANGE AXIAL MTSK GEARED-DOWN 2:1 DRIVEN TOOL H=110mm	92
AXIAL DRIVEN TOOL CAPTO C4 H=100mm	67	AXIAL GEARED-UP 1:2 DRIVEN TOOL H=110mm	93
AXIAL OPPOSITE FACE TWIN DRIVEN TOOL CAPTO C4 H=85mm	67	0-180 ADJUSTABLE ANGLE DRIVEN TOOL	93
AXIAL OPPOSITE FACE TWIN DRIVEN TOOL CAPTO C4 H=100mm	68	GEAR HOBBER - REINFORCED	94
STATIC	69	GEAR HOBBER - LARGE SIZE	94
RADIAL SINGLE REAR-SET STATIC TOOL CAPTO C4	69	STATIC	95
RADIAL SINGLE REAR-SET STATIC TOOL CAPTO C5	69	AXIAL SINGLE STATIC TOOL	95
RADIAL SINGLE REAR-SET STATIC TOOL CAPTO C6	70	AXIAL SINGLE BORING BAR HOLDER H=110mm	95
RADIAL DOUBLE STATIC TOOL CAPTO C4	70	ACCESSORIES	96
AXIAL SINGLE STATIC TOOL CAPTO C4	71	DRIVEN	96
AXIAL SINGLE STATIC TOOL CAPTO C4	71	MTSK-40 ER ADAPTORS	96
AXIAL SINGLE STATIC TOOL CAPTO C5	72	MTSK-40 MILL ADAPTORS	97
AXIAL SINGLE STATIC TOOL CAPTO C6	72	MTSK-50 ER ADAPTORS	98
AXIAL OPPOSITE FACE REAR-SET TWIN STATIC TOOL CAPTO C4	73	MTSK-50 MILL ADAPTORS	99
(BMT75) HI-TECH 550 - HI-TECH 700 MC - VT		MTSK-63 ER ADAPTORS	100
550/650 MC	74	MTSK-63 MILL ADAPTORS	101
DRIVEN	74	TOOL DISASSEMBLING EQUIPMENT FOR MTSK ADAPTORS	102
RADIAL DRIVEN TOOL	74		
QUICK CHANGE RADIAL MTSK-50 DRIVEN TOOL	74		
RADIAL DRIVEN TOOL RE-DIRECTED IN Z BY 100mm	75		
RADIAL GEARED-DOWN 2:1 DRIVEN TOOL RE-DIRECTED IN Z BY 100mm	75		
RADIAL RE-DIRECTED DRIVEN TOOL IN Z BY 47.5mm	76		
RADIAL GEARED-UP 1:2 DRIVEN TOOL RE-DIRECTED IN Z BY 47.5mm	76		
RADIAL GEARED-UP 1:4 DRIVEN TOOL	76		
RADIAL INVERTED DRIVEN TOOL RE-DIRECTED IN Z BY 187.5mm	77		
RADIAL $\pm 25^\circ$ ADJUSTABLE ANGLE DRIVEN TOOL RE-DIRECTED BY 50mm	77		
AXIAL REINFORCED DRIVEN TOOL H=90mm	78		
QUICK CHANGE AXIAL MTSK-50 REINFORCED DRIVEN TOOL H=90mm	78		
AXIAL REINFORCED DRIVEN TOOL H=110mm	79		
QUICK CHANGE AXIAL MTSK-50 REINFORCED DRIVEN TOOL H=110mm	79		
AXIAL GEARED-DOWN 2:1 DRIVEN TOOL H=90mm	80		
0-180 ADJUSTABLE ANGLE DRIVEN TOOL	80		
GEAR HOBBER - REINFORCED	81		
GEAR HOBBER - LARGE SIZE	81		
BROACHING/SLOTING TOOL 50mm STROKE H=90mm	82		
BROACHING/SLOTING TOOL 25mm STROKE H=90mm	82		
STATIC	83		
RADIAL STATIC TOOL	83		
RADIAL SINGLE STATIC TOOL	83		
AXIAL STATIC TOOL	84		
AXIAL SINGLE BORING BAR HOLDER 50mm H=110mm	84		
AXIAL SINGLE BORING BAR HOLDER 80mm H=110mm	85		
DRIVEN	86		
RADIAL DRIVEN TOOL CAPTO C5	86		
AXIAL DRIVEN TOOL COROMANT CAPTO H=110mm	86		
STATIC	87		
AXIAL SINGLE STATIC TOOL CAPTO C6	87		
(BMT85) VT950/1150 - HI-TECH 750 - HI-TECH			
850	88		

(BMT55) CUTEX 160/180 - C1

DRIVEN

RADIAL DRIVEN TOOL

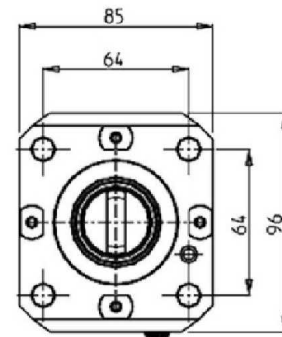
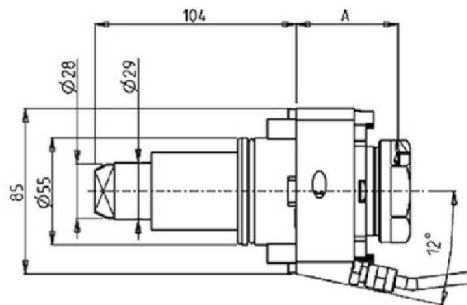



Part Number	Description	Spindle	I	RPM	Cool Thru	Ext. Cool	A
DWO 0901325	Radial ERA25	ERA25	1:1	6000		X	42.5
DWO 3490425	Radial ERA25 Cool Thru*	ERA25	1:1	6000	X	X	54.5
DWO 0901132	Radial ER32	ER32	1:1	6000		X	71.2
DWO 3490232	Radial ER32 Cool Thru*	ER32	1:1	6000	X	X	79.2
DWO 0901332	Radial ERA32	ERA32	1:1	6000		X	54.5
DWO 3490432	Radial ERA32 Cool Thru*	ERA32	1:1	6000	X	X	63

* Coolant Thru tools are designed for 1000 psi.
They require 5 Micron Filtration and **CANNOT** be run dry.

QUICK CHANGE RADIAL MTSK-40 DRIVEN TOOL

See Accessories for MTSK Quick Change Adaptors



Part Number	Description	Spindle	I	RPM	Cool Thru	Ext Cool	A
DWO 0801140	Radial MTSK-40 Driven Tool	MTSK-40	1:1	6000		X	52.5
DWO 3640240	Radial MTSK-40 Driven Tool Cool Thru	MTSK-40	1:1	6000	X	X	60.5

* Coolant Thru tools are designed for 1000 psi.
They require 5 Micron Filtration and **CANNOT** be run dry.

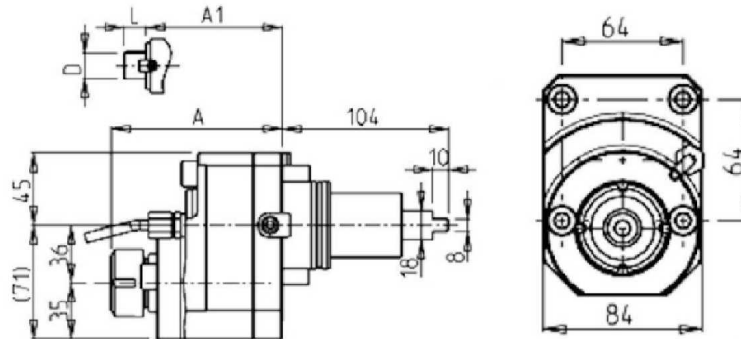

(BMT55) CUTEX 160/180 - C1

DRIVEN

RADIAL DRIVEN TOOL RE-DIRECTED IN Z BY 36mm

THIS TOOL WILL ONLY FIT THE FOLLOWING MACHINE MODELS:

CUTEX 160/180



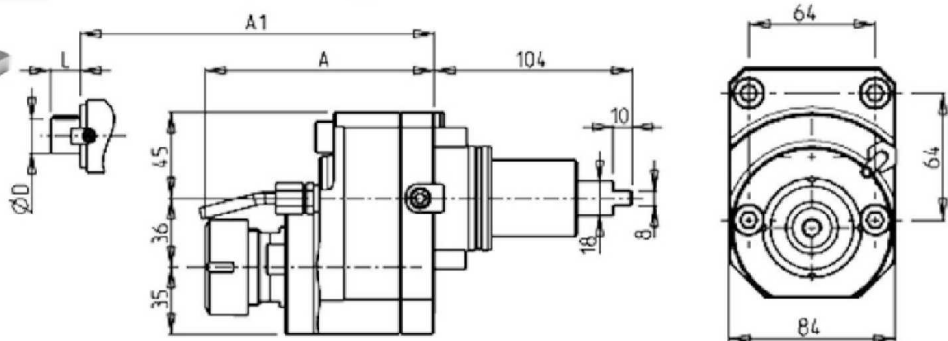

Part Number	Description	Spindle	I	RPM	Reversible	Cool Thru	Ext. Cool	A	B	A1	D	L
DWO 2710420	Radial Redirected ERA20	ERA20	1:1	6000	X	X	X	94.5	29			
0720025	Radial Redirected ER25	ER25	1:1	6000	X		X	106.86	20			
0720032	Radial Redirected ER32	ER32	1:1	6000	X		X	120.56	20			
0720016	Radial Redirected Mill Head $\varnothing 16 \times 17 \text{mm}$	16x17	1:1	6000	X		X		20	88.5	16	17
0720022	Radial Redirected Mill Head $\varnothing 22 \times 19 \text{mm}$	22x19	1:1	6000	X		X		20	90.5	22	19
0720027	Radial Redirected Mill Head $\varnothing 27 \times 21 \text{mm}$	27x21	1:1	6000	X		X		20	92.5	27	21

* Coolant Thru tools are designed for 1000 psi.
They require 5 Micron Filtration and **CANNOT** be run dry.

RADIAL GEARED-DOWN 2:1 DRIVEN TOOL RE-DIRECTED IN Z BY 36mm

THIS TOOL WILL ONLY FIT THE FOLLOWING MACHINE MODELS:

CUTEX 160/180



Part Number	Description	Spindle	I	RPM	Reversible	Ext. Cool	A	A1	D	L
0722132	Radial Geared-Down 2:1 ER32	ER32	2:1	3000	X	X	120.56			
0722116	Radial Geared-Down 2:1 Mill Head $\varnothing 16 \times 17$	16x17	2:1	3000	X	X		88.5	16	17
0722122	Radial Geared-Down 2:1 Mill Head $\varnothing 22 \times 19$	22x19	2:1	3000	X	X		90.5	22	19
0722127	Radial Geared-Down 2:1 Mill Head $\varnothing 27 \times 21$	27x21	2:1	3000	X	X		92.5	27	21

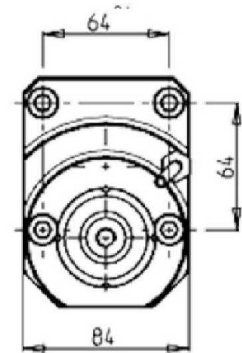
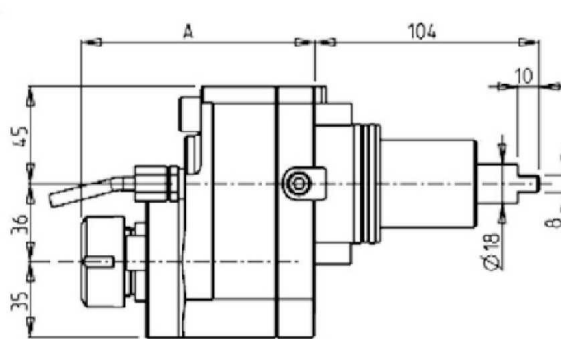

(BMT55) CUTEX 160/180 - C1

DRIVEN

RADIAL GEARED-UP 1:2 DRIVEN TOOL RE-DIRECTED IN Z BY 36mm

THIS TOOL WILL ONLY FIT THE FOLLOWING MACHINE MODELS:

CUTEX 160/180



Part Number	Description	Spindle	I	RPM	Reversible	Ext. Cool	A
0721225	Radial Geared-Up 1:2 Redirected ER25	ER25	1:2	12000	X	X	108.56

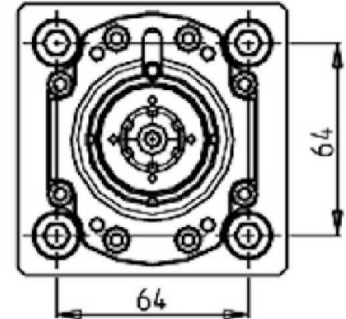
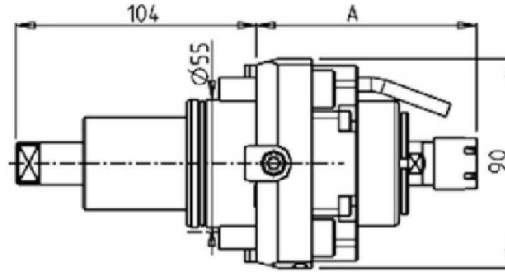

(BMT55) CUTEX 160/180 - C1

DRIVEN

RADIAL GEARED-UP I=1:5.625 DRIVEN TOOL

THIS TOOL WILL ONLY FIT THE FOLLOWING MACHINE MODELS:

CUTEX 160/180



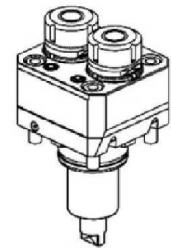
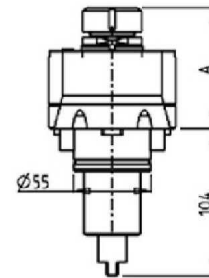
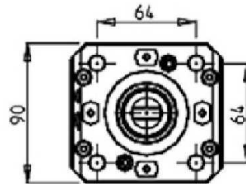
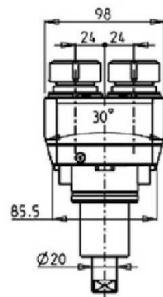

Part Number	Description	Spindle	I	RPM	Cool Thru	Ext. Cool	A
DWO 0600116	Radial Geared-Up 1:5.625 ER16	ER16	1:5.625	22500		X	95.25
DWO 0600111	Radial Geared-Up 1:5.625 ER11 Cool Thru*	ER11	1:5.625	22500	X	X	107.45

*Coolant Thru tools are designed for 400 psi MAX.
They require 5 Micron Filtration and **CANNOT** be run dry.

RADIAL SINGLE-SIDE TWIN HEAD DRIVEN TOOL IN Y-AXIS

THIS TOOL WILL ONLY FIT THE FOLLOWING MACHINE MODELS:

CUTEX 180 - C1



Part Number	Description	Spindle	I	RPM	Ext. Cool	A
0730016X2	Radial Double Outlet ER16	ER16	1:1	6000	X	84.5
0730025X2	Radial Double Outlet ER25	ER25	1:1	6000	X	85

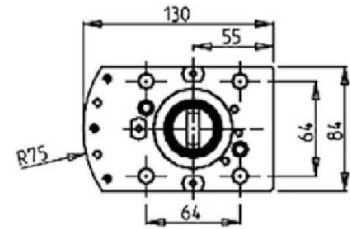
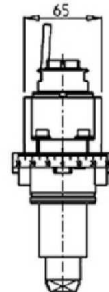
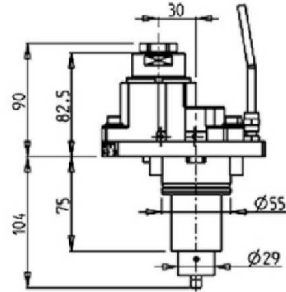

(BMT55) CUTEX 160/180 - C1

DRIVEN

RADIAL ±30° ADJUSTABLE ANGLE DRIVEN TOOL REDIRECTED BY 30mm

THIS TOOL WILL ONLY FIT THE FOLLOWING MACHINE MODELS:

CUTEX 160/180

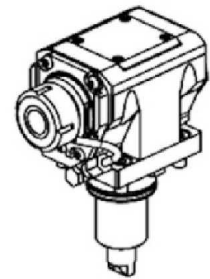
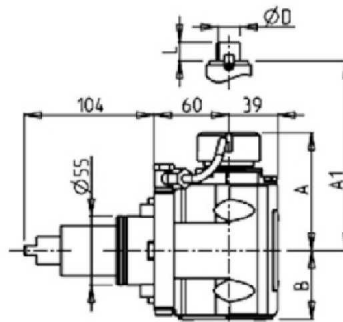
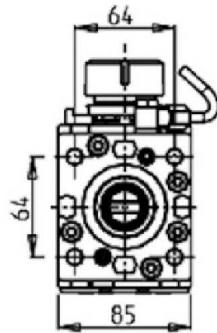



Part Number	Description	Spindle	I	RPM	Ext Cool
DWO 3530325	Radial ±30° Adj. Angle ERA25	ERA25	1:1	6000	X

(BMT55) CUTEX 160/180 - C1

DRIVEN

AXIAL DRIVEN TOOL H=60mm

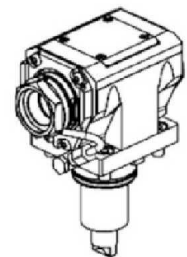
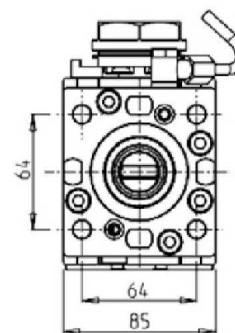
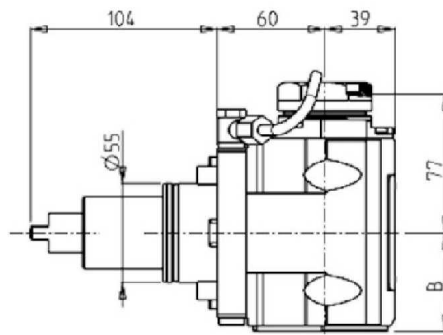


Part Number	Description	Spindle	I	RPM	Reversible	Cool Thru	Ext. Cool	A	A1	B	D	L
DWO 0870125	Axial ER25 H=60mm	ER25	1:1	6000	X		X	91.16		54.5		
DWO 0870225	Axial ER25 H=60mm Cool Thru*	ER25	1:1	6000	X	X	X	91.16		65.5		
DWO 0870325	Axial ERA25 H=60mm	ERA25	1:1	6000	X		X	65		54.5		
DWO 0870425	Axial ERA25 H=60mm Cool Thru*	ERA25	1:1	6000	X	X	X	65		65.5		
DWO 0870132	Axial ER32 H=60mm	ER32	1:1	6000	X		X	93.66		54.5		
DWO 0870232	Axial ER32 H=60mm Cool Thru*	ER32	1:1	6000	X	X	X	93.66		65.5		
DWO 0870140	Axial ER40 H=60mm	ER40	1:1	6000	X		X	98.16		54.5		
DWO 0870240	Axial ER40 H=60mm Cool Thru*	ER40	1:1	6000	X	X	X	98.16		65.5		
DWO 0870516	Axial Mill Head \varnothing 16x17 H=60mm	16x17	1:1	6000	X		X		67.5	54.5	16	17
DWO 0870522	Axial Mill Head \varnothing 22x19 H=60mm	22x19	1:1	6000	X		X		67.5	54.5	22	19
DWO 0870527	Axial Mill Head \varnothing 27x21 H=60mm	27x21	1:1	6000	X		X		70	54.5	27	21

* Coolant Thru tools are designed for 1000 psi.
They require 5 Micron Filtration and **CANNOT** be run dry.

QUICK CHANGE AXIAL MTSK-40 DRIVEN TOOL H=60mm

See Accessories for MTSK Quick Change Adaptors



Part Number	Description	Spindle	Reversible	I	RPM	Cool Thru	Ext. Cool	B
DWO 0770140	Axial MTSK-40 H=60mm	MTSK-40	X	1:1	6000		X	54.5
DWO 0770240	Axial MTSK-40 H=60mm Cool Thru*	MTSK-40	X	1:1	6000	X	X	65.5

* Coolant Thru tools are designed for 1000 psi.
They require 5 Micron Filtration and **CANNOT** be run dry.

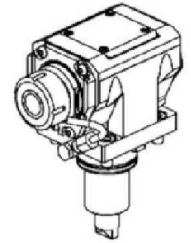
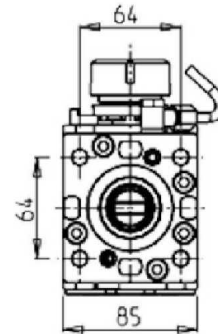
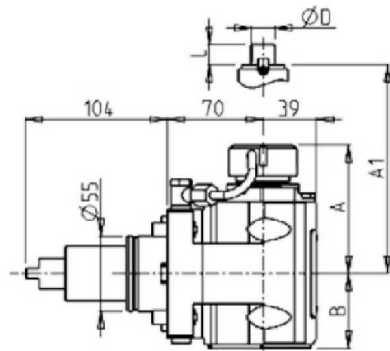
(BMT55) CUTEX 160/180 - C1

DRIVEN

AXIAL DRIVEN TOOL H=70mm

THIS TOOL WILL ONLY FIT THE FOLLOWING MACHINE MODELS:

CUTEX 160/180



Part Number	Description	Spindle	Reversible	I	RPM	Cool Thru	Ext. Cool	A	A1	B	D	L
DWO 0880125	Axial ER25 H=70mm	ER25	X	1:1	6000		X	91.16		54.5		
DWO 0880225	Axial ER25 H=70mm Cool Thru*	ER25	X	1:1	6000	X	X	91.16		65.5		
DWO 0880325	Axial ERA25 H=70mm	ERA25	X	1:1	6000		X	65		54.5		
DWO 0880425	Axial ERA25 H=70mm Cool Thru*	ERA25	X	1:1	6000	X	X	65		54.5		
DWO 0880132	Axial ER32 H=70mm	ER32	X	1:1	6000		X	93.66		54.5		
DWO 0880232	Axial ER32 H=70mm Cool Thru*	ER32	X	1:1	6000	X	X	93.66		65.5		
DWO 0880140	Axial ER40 H=70mm	ER40	X	1:1	6000		X	98.16		54.5		
DWO 0880240	Axial ER40 H=70mm Cool Thru*	ER40	X	1:1	6000	X	X	98.16		65.5		
DWO 0880516	Axial Mill Head \varnothing 16x17 H=70mm	16x17	X	1:1	6000		X		67.5	54.5	16	17
DWO 0880522	Axial Mill Head \varnothing 22x19 H=70mm	22x19	X	1:1	6000		X		67.5	54.5	22	19
DWO 0880527	Axial Mill Head \varnothing 27x21 H=70mm	27x21	X	1:1	6000		X		70	54.5	27	21

* Coolant Thru tools are designed for 1000 psi.
They require 5 Micron Filtration and **CANNOT** be run dry.

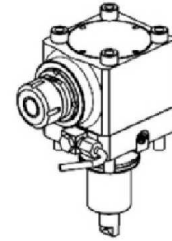
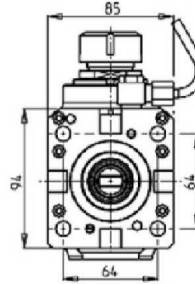
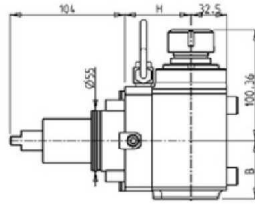

(BMT55) CUTEX 160/180 - C1

DRIVEN

AXIAL GEARED-UP 1:2 DRIVEN TOOL

THIS TOOL WILL ONLY FIT THE FOLLOWING MACHINE MODELS:

CUTEX 160/180



Part Number	Description	Spindle	Reversible	I	RPM	Cool Thru	Ext. Cool	H	B
0891225	Axial Geared-Up 1:2 ER25 H=60mm	ER25	X	1:2	12000		X	60	55.5
0891325	Axial Geared-Up 1:2 ER25 H=60mm Cool Thru*	ER25	X	1:2	12000	X	X	60	66.5
0893625	Axial Geared-Up 1:2 ER25 H=70mm	ER25	X	1:2	12000		X	70	55.5
0893725	Axial Geared-Up 1:2 ER25 H=70mm Cool Thru*	ER25	X	1:2	12000	X	X	70	66.5

* Coolant Thru tools are designed for 1000 psi.
They require 5 Micron Filtration and **CANNOT** be run dry.

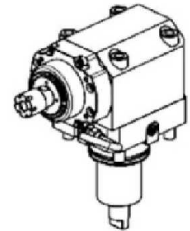
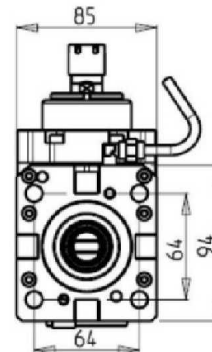
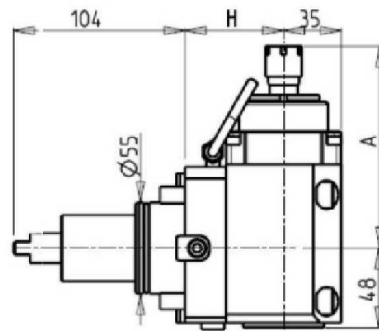

(BMT55) CUTEX 160/180 - C1

DRIVEN

AXIAL GEARED-UP 1:5.625 DRIVEN TOOL

DWO0190116 & DWO0190111 WILL FIT THE FOLLOWING MACHINES: CUTEX 160/180 - C1

DWO0190316 & DWO0190311 WILL FIT THE FOLLOWING MACHINES: CUTEX 160/180

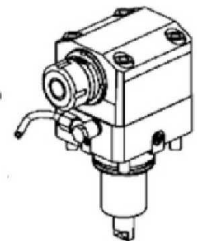
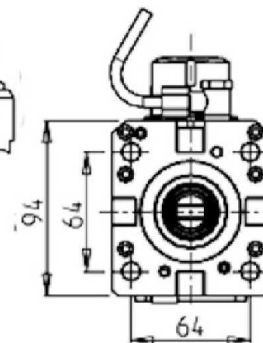
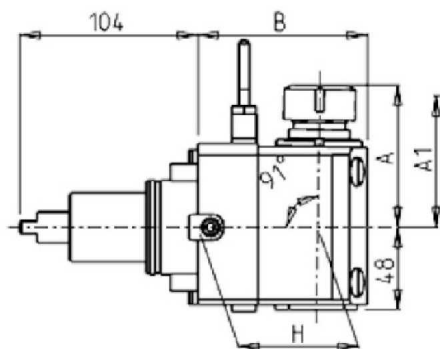



Part Number	Description	Reversible	Spindle	I	RPM	Cool Thru	Ext. Cool	A	H
DWO 0190116	Axial Geared-Up H=60mm	X	ER16	1:5.625	22500		X	121.8	60
DWO 0190111	Axial Geared-Up Cool Thru* H=60mm	X	ER11	1:5.625	22500	X		134	60
DWO 0190316	Axial Geared-Up H=70mm	X	ER16	1:5.625	22500		X	121.8	70
DWO 0190311	Axial Geared-Up Cool Thru* H=70mm	X	ER11	1:5.625	22500	X		134	70

*Coolant Thru tools are designed for 400 psi MAX.
They require 5 Micron Filtration and **CANNOT** be run dry.

AXIAL DRIVEN TOOL FOR INTERNAL POLYGON MAKING

See Accessories for Polygon Making Mill Heads



Part Number	Description	Reversible	Spindle	I	RPM	Ext. Cool	A	A1	H	B
0319125	Internal Polygon-Making ER25	X	ER25	1:1	6000	X	82.35		60	89
0319108	Internal Polygon-Making Weldon 8	X	Weldon 8	1:1	6000	X		76.5	60	89
0319110	Internal Polygon-Making Weldon 10	X	Weldon 10	1:1	6000	X		76.5	60	89
0319112	Internal Polygon-Making Weldon 12	X	Weldon 12	1:1	6000	X		76.5	60	89
0319116	Internal Polygon-Making Weldon 16	X	Weldon 16	1:1	6000	X		73.5	60	89
DWO 0249125	Internal Polygon-Making ER25	X	ER25	1:1	6000	X	82.35		70	99
DWO 0249108	Internal Polygon-Making Weldon 8	X	Weldon 8	1:1	6000	X		76.5	70	99
DWO 0249110	Internal Polygon-Making Weldon 10	X	Weldon 10	1:1	6000	X		76.5	70	99
DWO 0249112	Internal Polygon-Making Weldon 12	X	Weldon 12	1:1	6000	X		76.5	70	99
DWO 0249116	Internal Polygon-Making Weldon 16	X	Weldon 16	1:1	6000	X		76.5	70	99

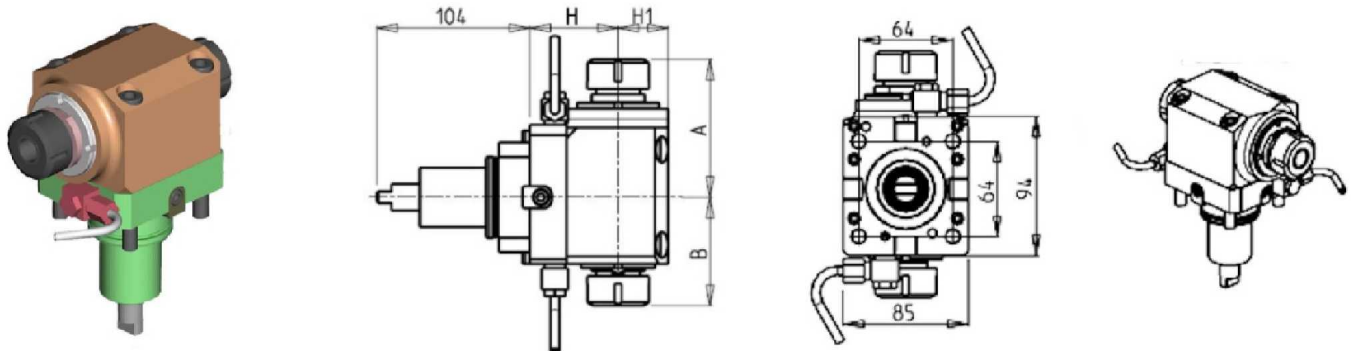
(BMT55) CUTEX 160/180 - C1

DRIVEN

AXIAL OPPOSITE FACE DRIVEN TOOL

THIS TOOL WILL ONLY FIT THE FOLLOWING MACHINE MODELS:

CUTEX 160/180

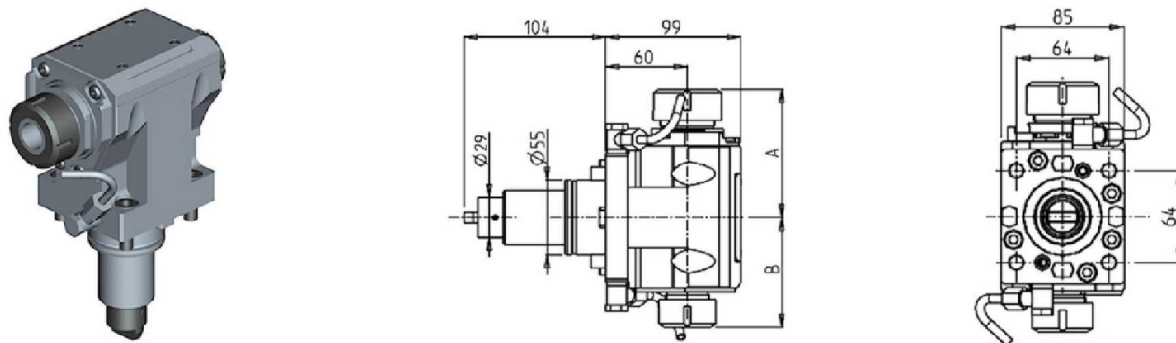


Part Number	Description	Reversible	Spindle	I	RPM	Ext. Cool	A	B	H	H1
DWO 0080125	Axial Double Outlet ER25/ER25 H=60mm	X	ER25+ER25	1:1	6000	X	93.36	73.46	60	34
DWO 0080132	Axial Double Outlet ER32/ER32 H=60mm	X	ER32+ER32	1:1	6000	X	100.56	79.46	60	34
DWO 0080325	Axial Double Outlet ER25/ER25 H=70mm	X	ER25+ER25	1:1	6000	X	93.36	73.46	70	34
DWO 0080332	Axial Double Outlet ER32/ER32 H=70mm	X	ER32+ER32	1:1	6000	X	100.56	79.46	70	34

AXIAL OPPOSITE FACE DRIVEN TOOL

THIS TOOL WILL ONLY FIT THE FOLLOWING MACHINE MODELS:

CUTEX 160/180



Part Number	Description	Spindle	I	RPM	Reversible	Ext. Cool	A	B
DWO 1703225	Axial Double Outlet ER32/ER25 H=60mm	ER32+ER25	1:1	6000	X	X	93.66	80.16
DWO 1702520	Axial Double Outlet ERA25/ERA20 H=60mm	ERA25+ERA20	1:1	6000	X	X	65	55.5
DWO 1713225	Axial Double Outlet ER32/ER25 H=70mm	ER32+ER25	1:1	6000	X	X	93.66	80.16
DWO 1712520	Axial Double Outlet ERA25/ERA20 H=70mm	ERA25+ERA20	1:1	6000	X	X	65	55.5

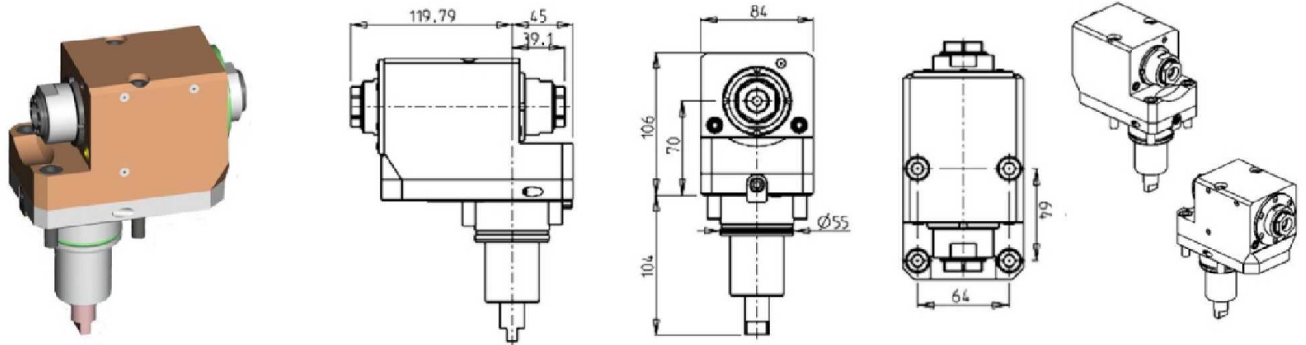
(BMT55) CUTEX 160/180 - C1

DRIVEN

AXIAL OPPOSITE FACE REAR-SET DRIVEN TOOL

THIS TOOL WILL ONLY FIT THE FOLLOWING MACHINE MODELS:

CUTEX 160/180

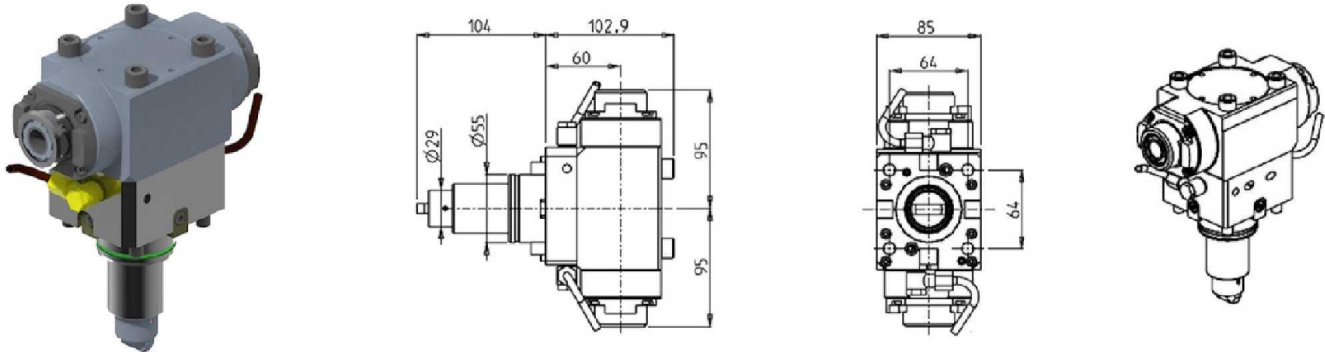


Part Number	Description	Spindle	I	RPM	Reversible	Ext. Cool
0632525	Axial Opposite Face Rear-Set ERA25+ERA25	ERA25+ERA25	1:1	6000	X	X

AXIAL GEARED-UP 1:2 OPPOSITE FACE TWIN DRIVEN TOOL H=60mm

THIS TOOL WILL ONLY FIT THE FOLLOWING MACHINE MODELS:

CUTEX 160/180

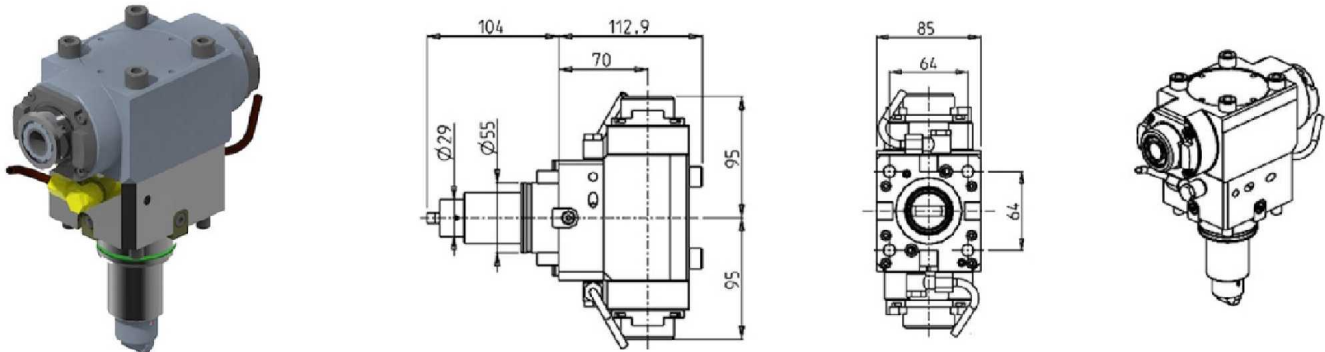


Part Number	Description	Spindle	I	RPM	Reversible	Ext Cool
DWO 3930225	Axial Geared-Up 1:2 Opp. Face ERA25+ERA25	ERA25+ERA25	1:2	12000	X	X

AXIAL GEARED-UP 1:2 OPPOSITE FACE TWIN DRIVEN TOOL H=70mm

THIS TOOL WILL ONLY FIT THE FOLLOWING MACHINE MODELS:

CUTEX 160/180



Part Number	Description	Spindle	I	RPM	Reversible	Ext Cool
DWO 3931225	Axial Geared-Up 1:2 Opp. Face ERA25+ERA25	ERA25+ERA25	1:2	12000	X	X

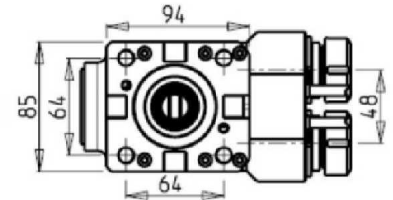
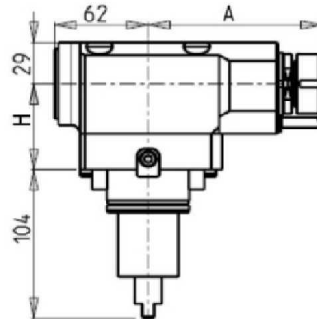
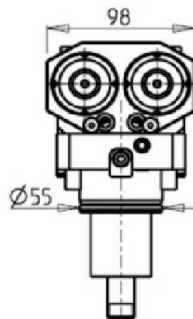

(BMT55) CUTEX 160/180 - C1

DRIVEN

AXIAL SINGLE SIDE TWIN HEAD DRIVEN TOOL

THIS TOOL WILL ONLY FIT THE FOLLOWING MACHINE MODELS:

CUTEX 180 - C1

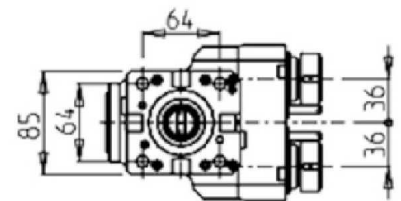
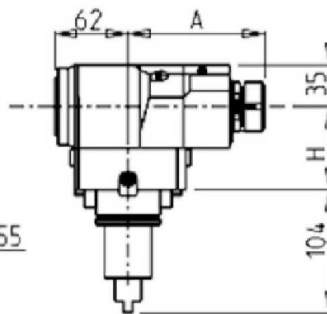
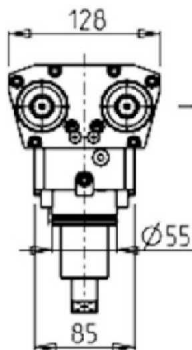


Part Number	Description	Spindle	I	RPM	Reversible	Ext. Cool	A	H
DWO 0100216	Axial Y AXIS Double Outlet ER16 H=60mm	ER16	1:1	6000	X	X	115.15	60
DWO 0100225	Axial Y AXIS Double Outlet ER25 H=60mm	ER25	1:1	6000	X	X	115.61	60
DWO 0102216	Axial Y AXIS Double Outlet ER16 H=70mm	ER16	1:1	6000	X	X	115.15	70
DWO 0102225	Axial Y AXIS Double Outlet ER25 H=70mm	ER25	1:1	6000	X	X	115.61	70

AXIAL GEARED-UP 1:2 SINGLE SIDE TWIN HEAD DRIVEN TOOL IN Y

DWO0950216 & DWO0950225 WILL FIT THE FOLLOWING MACHINES: CUTEX 180

DWO0951216 & DWO0951225 WILL FIT THE FOLLOWING MACHINES: CUTEX 180 - C1

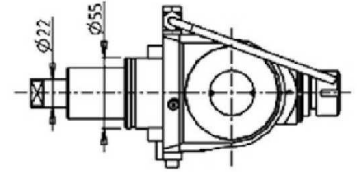
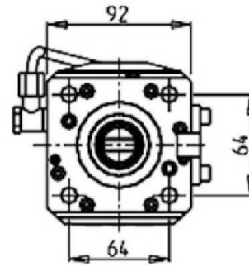
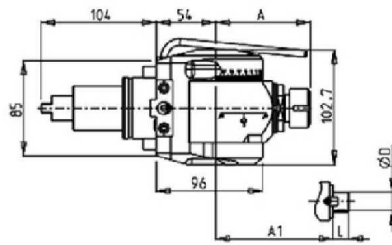


Part Number	Description	Spindle	I	RPM	Reversible	Ext. Cool	A	H
DWO 0950216	Axial Geared-Up 1:2 Y-Axis Double ER16 H=60	ER16	1:2	12000	X	X	115	60
DWO 0950225	Axial Geared-Up 1:2 Y-Axis Double ER25 H=60	ER25	1:2	12000	X	X	115.96	60
DWO 0951216	Axial Geared-Up 1:2 Y-Axis Double ER16 H=70	ER16	1:2	12000	X	X	115	70
DWO 0951225	Axial Geared-Up 1:2 Y-Axis Double ER25 H=70	ER25	1:2	12000	X	X	115.96	70

(BMT55) CUTEX 160/180 - C1

DRIVEN

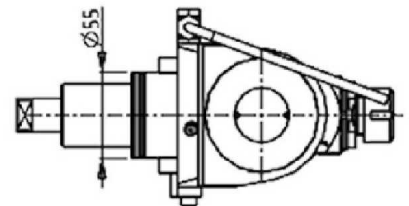
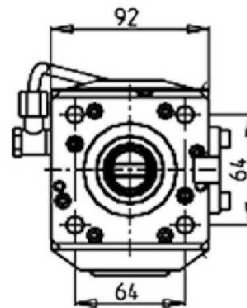
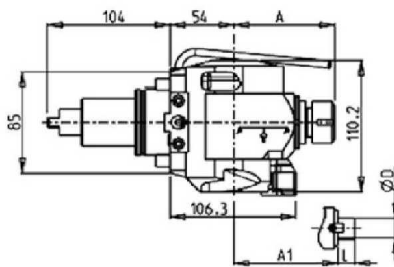
0-180 ADJUSTABLE ANGLE DRIVEN TOOL H=54mm



Part Number	Description	Spindle	I	RPM	Reversible	Ext Cool	A	A1	D	L
DWO 1910120	0-180 Adjustable Angle ER20	ER20	1:1	6000	X	X	85.16			
DWO 1910125	0-180 Adjustable Angle ER25	ER25	1:1	6000	X	X	86.16			
DWO 1910519	0-180 Adjustable Angle 3/4"x3/4"	3/4"x3/4"	1:1	6000	X	X	65	3/4"	3/4"	
DWO 1910516	0-180 Adjustable Angle 16x17mm	16x17mm	1:1	6000	X	X	65	16	17	
DWO 1910522	0-180 Adjustable Angle 22x19mm	22x19mm	1:1	6000	X	X	66	22	19	

Note : Wrenches are provided with the purchase of Specialty Toolholders

0-180 ADJUSTABLE ANGLE DRIVEN TOOL WITH DIGITAL DISPLAY H=54mm



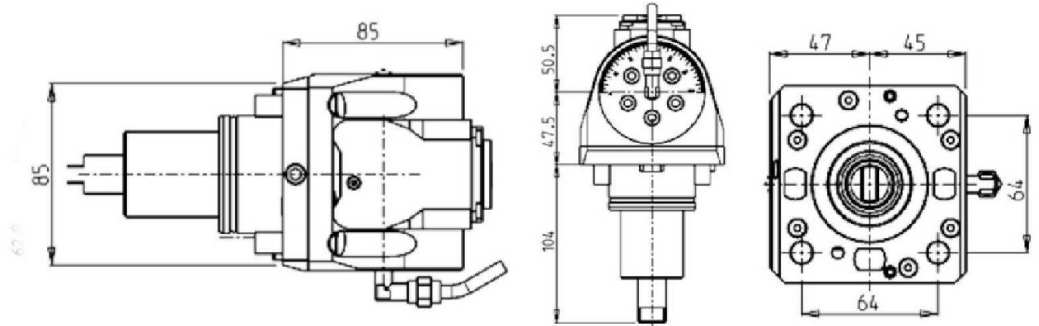
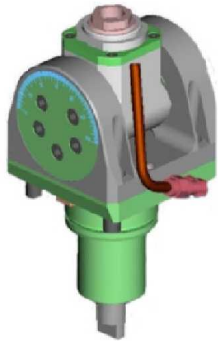
Part Number	Description	Spindle	I	RPM	Reversible	Ext Cool	A	A1	D	L
DWO 1840120	0-180 Adj. Angle ER20 with Digital Display	ER20	1:1	6000	X	X	85.16			
DWO 1840125	0-180 Adj. Angle ER5 with Digital Display	ER25	1:1	6000	X	X	86.16			
DWO 1840519	0-180 Adj. Angle 3/4"x3/4" with Digital Display	3/4"x3/4"	1:1	6000	X	X	65	3/4"	3/4"	
DWO 1840516	0-180 Adj. Angle 16x17mm with Digital Display	16x17mm	1:1	6000	X	X	65	16	17	
DWO 1840522	0-180 Adj. Angle 22x19mm with Digital Display	22x19mm	1:1	6000	X	X	66	22	19	

Note : Wrenches are provided with the purchase of Specialty Toolholders

(BMT55) CUTEX 160/180 - C1

DRIVEN

0-180 ADJUSTABLE ANGLE DRIVEN TOOL H=47.5mm



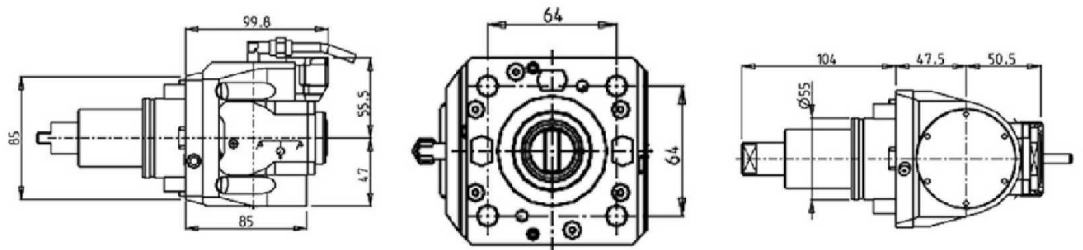
Part Number	Description	Spindle	I	RPM	Cool Thru	Ext. Cool
DWO 0660120	0-180 Adj.Angle ERA20 H=47.5mm	ERA20	1:1	6000		X
DWO 0660220	0-180 Adj.Angle ERA20 H=47.5mm, Cool Thru*	ERA20	1:1	6000	X	X

* Coolant Thru tools are designed for 1000 psi.
They require 5 Micron Filtration and **CANNOT** be run dry.

Note :

Wrenches are provided with the purchase of Specialty Toolholders

0-180 ADJUSTABLE ANGLE DRIVEN TOOL WITH DIGITAL DISPLAY H=47.5mm



Part Number	Description	Spindle	I	RPM	Cool Thru	Ext Cool
DWO 0665120	0-180 Adj. Angle ERA20 with Digital Display	ERA20	1:1	6000		X
DWO 0665220	0-180 Adj. Angle ERA20 with Digital Display Cool Thru*	ERA20	1:1	6000	X	X

* Coolant Thru tools are designed for 1000 psi.
They require 5 Micron Filtration and **CANNOT** be run dry.

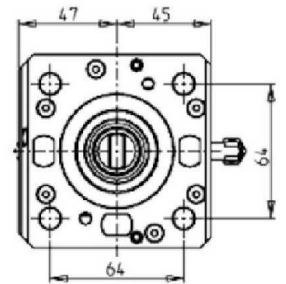
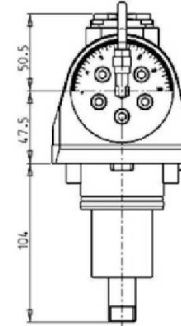
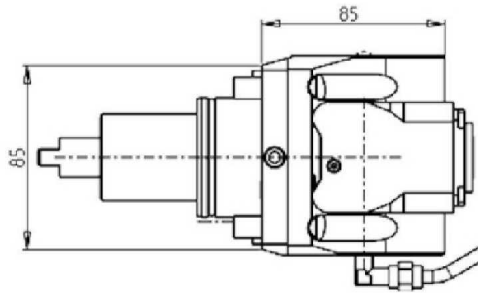

Note :

Wrenches are provided with the purchase of Specialty Toolholders

(BMT55) CUTEX 160/180 - C1

DRIVEN

0-180 ADJUSTABLE ANGLE GEARED-UP 1:2 DRIVEN TOOL H=47.5mm



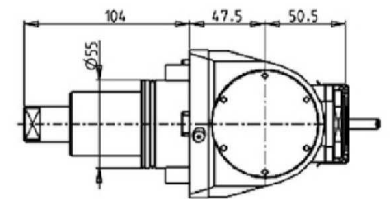
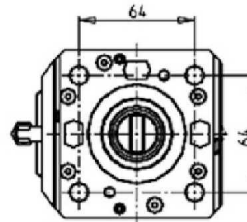
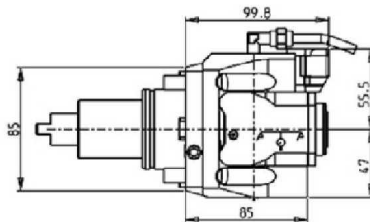
Part Number	Description	Spindle	I	RPM	Cool Thru	Ext. Cool
DWO 0660316	0-180 Adj. Angle Geared-Up 1:2	ERA16	1:2	12000		X
DWO 0660416	0-180 Adj. Angle Geared-Up 1:2 Cool Thru*	ERA16	1:2	12000	X	X

* Coolant Thru tools are designed for 1000 psi.
They require 5 Micron Filtration and **CANNOT** be run dry.

Note :

Wrenches are provided with the purchase of Specialty Toolholders

0-180 ADJUSTABLE ANGLE DRIVEN TOOL GEARED-UP 1:2 WITH DIGITAL DISPLAY H=47.5mm



Part Number	Description	Spindle	I	RPM	Cool Thru	Ext Cool
DWO 0665316	0-180 Adj. Angle ERA16 Geared-Up with Digital Display	ERA16	1:2	12000		X
DWO 0665416	0-180 Adj. Angle ERA16 Geared-Up with Digital Display Cool Thru*	ERA16	1:2	12000	X	X

* Coolant Thru tools are designed for 1000 psi.
They require 5 Micron Filtration and **CANNOT** be run dry.

Note :

Wrenches are provided with the purchase of Specialty Toolholders

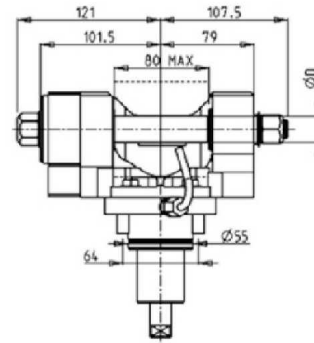
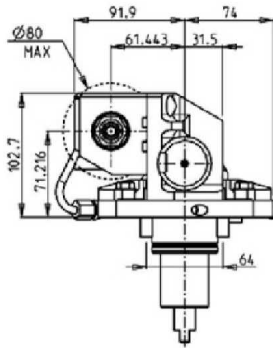

(BMT55) CUTEX 160/180 - C1

DRIVEN

DRIVEN GEAR HOBBER

THIS TOOL WILL ONLY FIT THE FOLLOWING MACHINE MODELS:

CUTEX 160/180



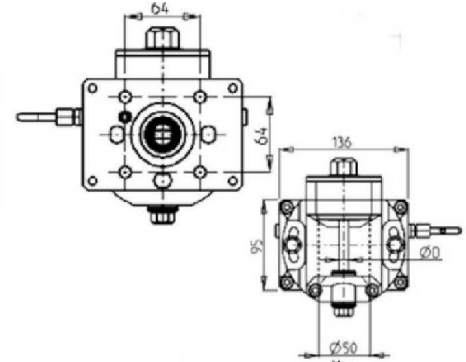
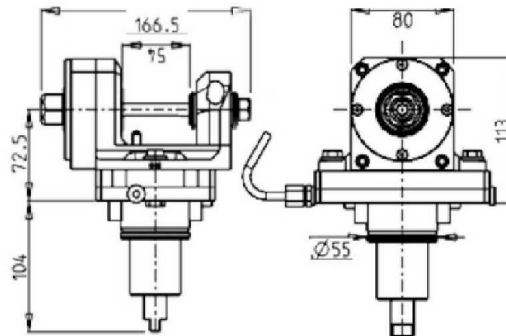

Part Number	Description	I	MAX RPM	Reversible	Ext. Cool	D mm	D Inch
0621100	Gear Hobber 1:1	1:1	6000	X	X	16-22-27-32	3/4"-1"-1 1/4"
0622100	Geared-Down Gear Hobber 2:1	2:1	3000	X	X	16-22-27-32	3/4"-1"-1 1/4"

Note : Wrenches are provided with the purchase of Specialty Toolholders

RADIAL DRIVEN GEAR HOBBER

THIS TOOL WILL ONLY FIT THE FOLLOWING MACHINE MODELS:

CUTEX 160/180



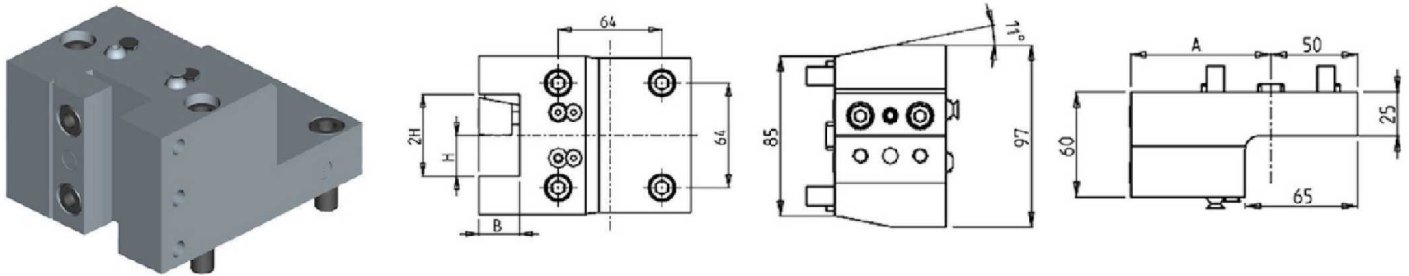
Part Number	Description	I	MAX RPM	Ext. Cool	D (mm)
DWO 0051108	Radial Gear Hobber 1:1 D=8mm	1:1	6000	X	8
DWO 0051110	Radial Gear Hobber 1:1 D=10mm	1:1	6000	X	10
DWO 0051113	Radial Gear Hobber 1:1 D=13mm	1:1	6000	X	13
DWO 0051116	Radial Gear Hobber 1:1 D=16mm	1:1	6000	X	16

Note : Wrenches are provided with the purchase of Specialty Toolholders

(BMT55) CUTEX 160/180 - C1

STATIC

RADIAL SINGLE STATIC TOOL

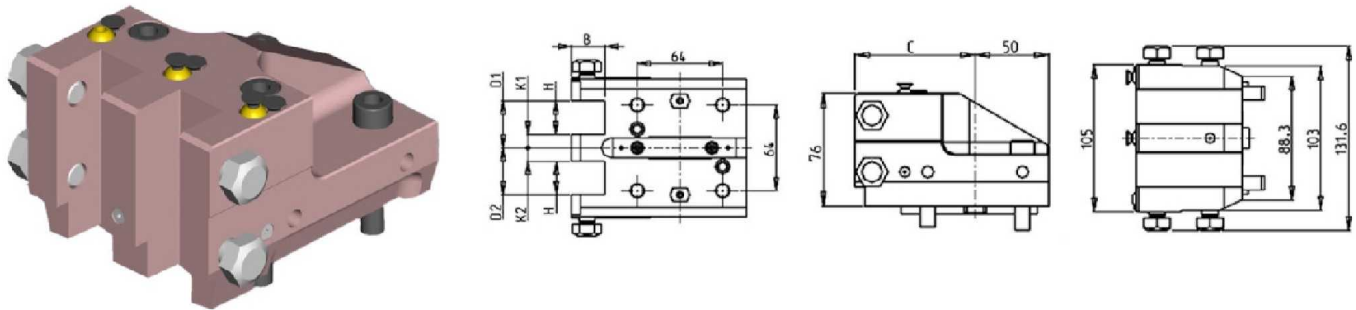


Part Number	Description	# of Tools	Reversible	Cool Thru	Ext Cool	Dimensions	A	B	H
DWO 3842540	Radial Single Static Tool 1"	1	X		X	Inch	76	1"	1"
DWO 3842500	Radial Single Static Tool 25mm	1	X		X	mm	76	25	25
DWO 2222510	Radial Single Static Tool 25mm Cool Thru	1	X	X	X	mm	81	25	25

RADIAL SINGLE SIDE TWIN STATIC TOOL

THIS TOOL WILL ONLY FIT THE FOLLOWING MACHINE MODELS:

CUTEX 180

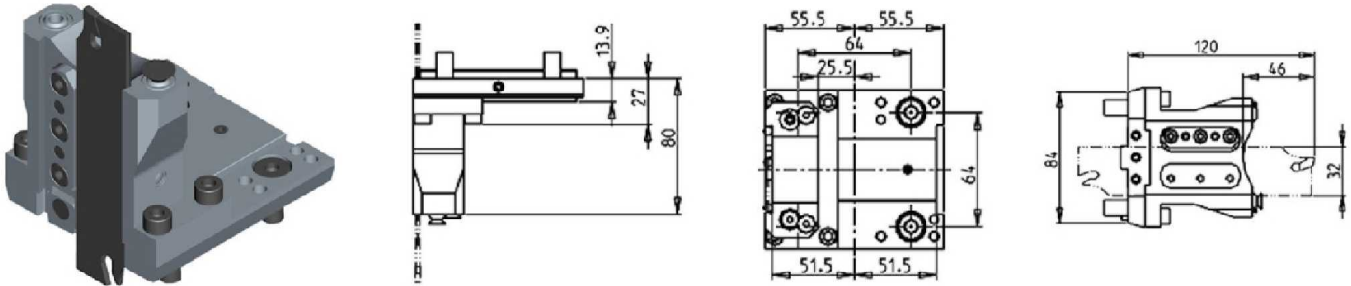


Part Number	Description	# of Tools	Reversible	Dimensions	B & H	K1	K2	D1	D2	C
DWO 4032540	Radial Single-Side Twin Double Tool: 1"	2	X	Inch	1"	3/8"	3/8"	1 3/8"	1 3/8"	76
0772500	Radial Single-Side Twin Double Tool: 25mm	2	X	mm	25	10	10	35	35	81.25

(BMT55) CUTEX 160/180 - C1

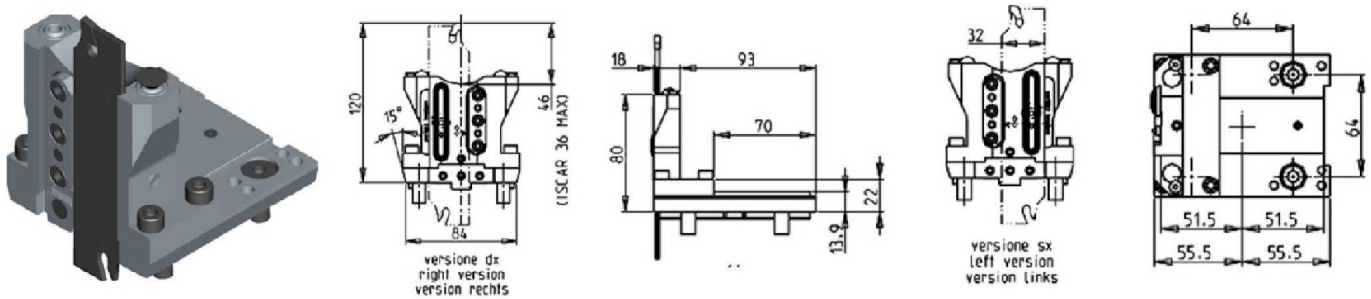
STATIC

RADIAL DOUBLE BLADE HOLDER WITH BLADE KIT



Part Number	Description	# of Tools	Reversible	Ext Cool
DWO 2380132	Radial Blade Holder with Blade Kit	1	X	X
BLADEKIT	Blade Kit: 1 Blade, 10 Inserts			

RADIAL BLADE HOLDER WITH INTERNAL COOLANT-BLADE KIT NOT INCLUDED



Part Number	Description	# of Tools	Reversible	Ext Cool	Cool Thru
DWO 2390132R	Radial Double Blade Holder Cool Thru (Right Hand)	1	X	X	X
DWO 2390132L	Radial Double Blade Holder Cool Thru (Left Hand)	1	X	X	X
COOL THRU BLADEKIT	Blade Kit: 1 Blade, 10 Inserts				

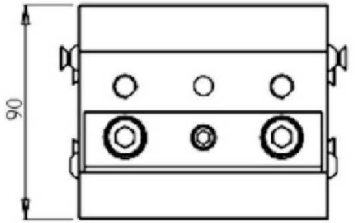
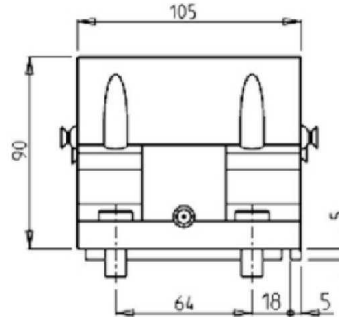
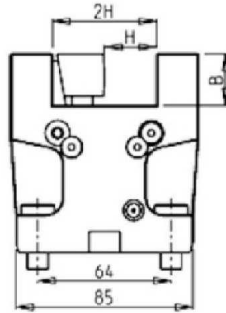

(BMT55) CUTEX 160/180 - C1

STATIC

AXIAL STATIC TOOL

THIS TOOL WILL ONLY FIT THE FOLLOWING MACHINE MODELS:

CUTEX 160/180

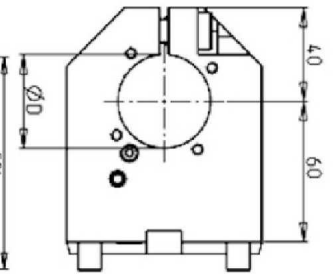
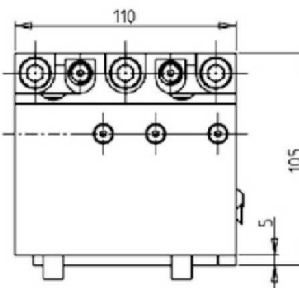
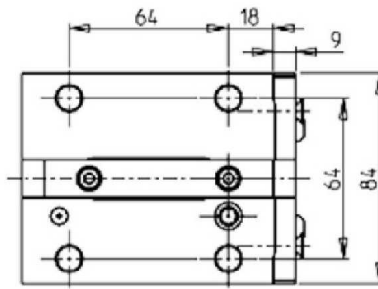


Part Number	Description	# of Tools	Reversible	Cool Thru	Ext Cool	Dimensions	B	H
DWO 0422540	Axial Static Tool 1" x 1"	1	X		X	Inch	1"	1"
DWO 0422500	Axial Static Tool 25mm	1	X		X	mm	25	25
DWO 0422510	Axial Static Tool 25mm Cool Thru	1	X	X	X	mm	25	25

AXIAL SINGLE BORING BAR HOLDER H=60mm

THIS TOOL WILL ONLY FIT THE FOLLOWING MACHINE MODELS:

CUTEX 160/180



Part Number	Description	# of Tools	Reversible	Cool Thru	Ext. Cool	Dimensions	D
0813810	Axial Single BBH: 1 1/2"	1	X	X	X	Inch	1 1/2"
0814000	Axial Single BBH: 40mm	1	X	X	X	mm	40
KIT 1003004	Plug & Seal Kit for 1 1/2" BBH to Make Cool Thru						
KIT 1003003	Plug & Seal Kit for 40mm BBH to Make Cool Thru						

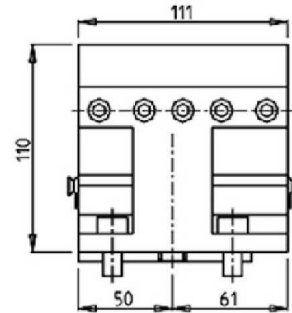
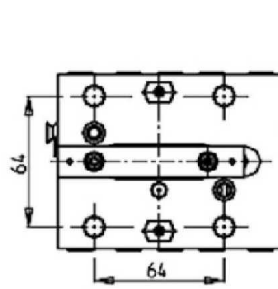
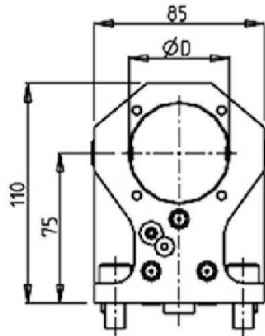
(BMT55) CUTEX 160/180 - C1

STATIC

AXIAL SINGLE BORING BAR HOLDER H=75mm

THIS TOOL WILL ONLY FIT THE FOLLOWING MACHINE MODELS:

CUTEX 160/180



Part Number	Description	Reversible	Cool Thru	Ext Cool	Dimensions	D
DWO 2355080	Axial Single BBH 2"	X	X	X	Inch	2"
DWO 2355000	Axial Single BBH 50mm	X	X	X	mm	50
KIT 1000002	Plug for 50mm or 2" BBH to Make Cool Thru					

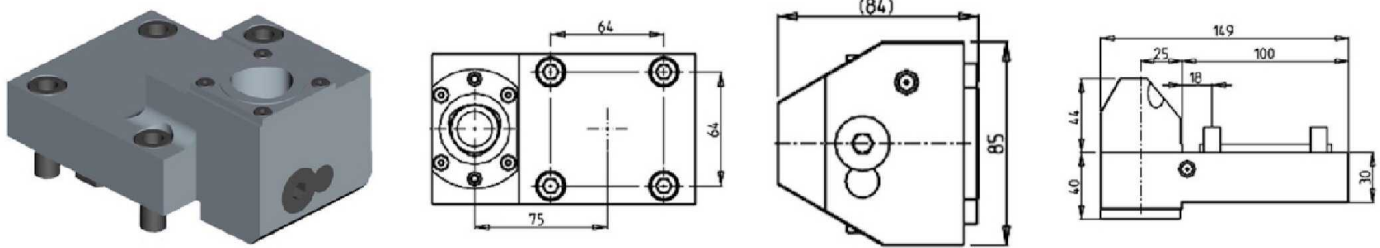
(BMT55) CUTEX 160/180 - C1

STATIC

SINGLE REAR-SET RADIAL STATIC TOOL CAPTO C4

THIS TOOL WILL ONLY FIT THE FOLLOWING MACHINE MODELS:

CUTEX 160/180

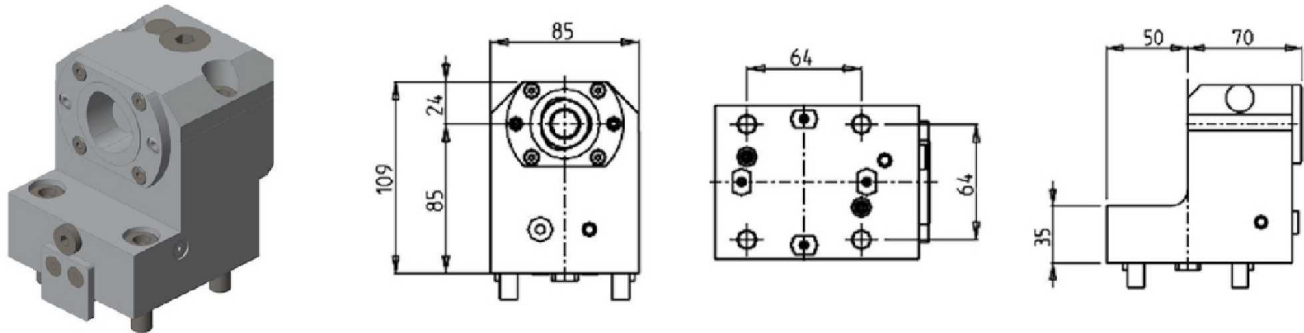


Part Number	Description	# of Tools	Cool Thru	Reversible	Size
DWO 0444010	Single Rear-Set Radial Capto C4 Right Hand	1	X	X	C4
DWO 0444010LC	Single Rear-Set Radial Capto C4 Left Hand	1	X	X	C4

AXIAL SINGLE STATIC TOOL CAPTO C4

THIS TOOL WILL ONLY FIT THE FOLLOWING MACHINE MODELS:

CUTEX 160/180



Part Number	Description	Cool Thru	Ext Cool	Reversible	Size
DWO 3804010	Axial Single Static Tool Capto C4 Right Hand	X	X	X	C4
DWO 3804010LC	Axial Single Static Tool Capto C4 Left Hand	X	X	X	C4

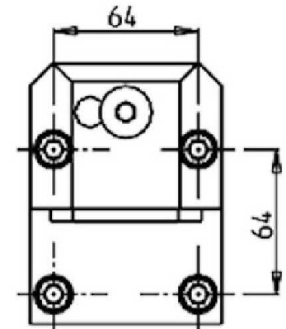
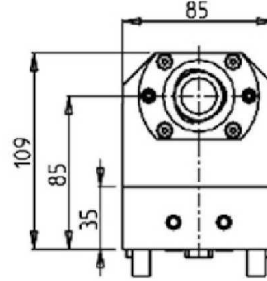
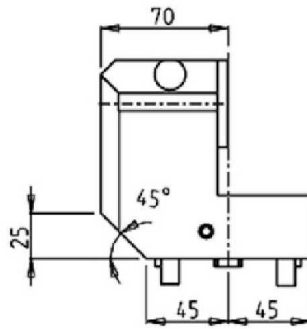
(BMT55) CUTEX 160/180 - C1

STATIC

AXIAL REAR-SET SINGLE BORING BAR HOLDER CAPTO C4

THIS TOOL WILL ONLY FIT THE FOLLOWING MACHINE MODELS:

CUTEX 160/180



Part Number	Description	Cool Thru	Reversible	Size
DWO 2434010	Axial Rear-Set Boring Bar Holder C4 Right Hand	X	X	C4
DWO 2434010LC	Axial Rear-Set Boring Bar Holder C4 Left Hand	X	X	C4

(BMT55) CUTEX 160/180 - C1

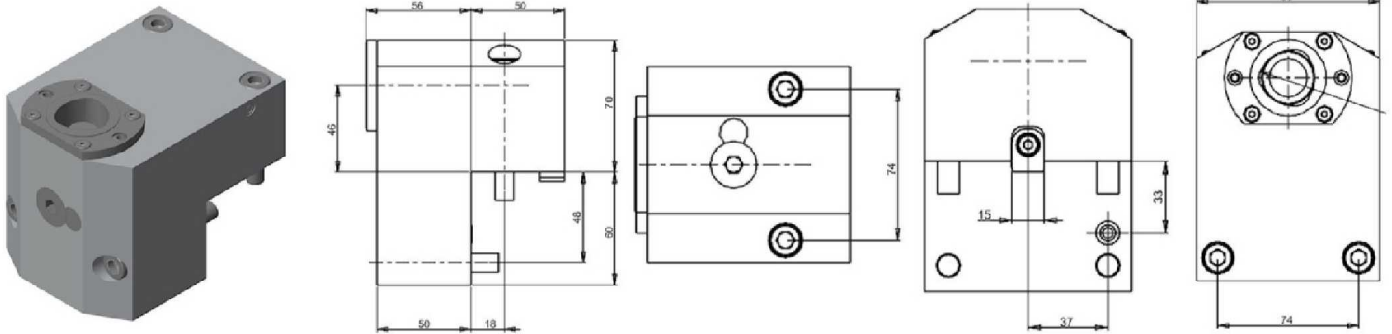
STATIC

RADIAL SINGLE STATIC CAPTO C4

THIS TOOL WILL ONLY FIT THE FOLLOWING MACHINE MODELS:

C1

THIS TOOL REQUIRES A FIVE PIECE ORDER MINIMUM



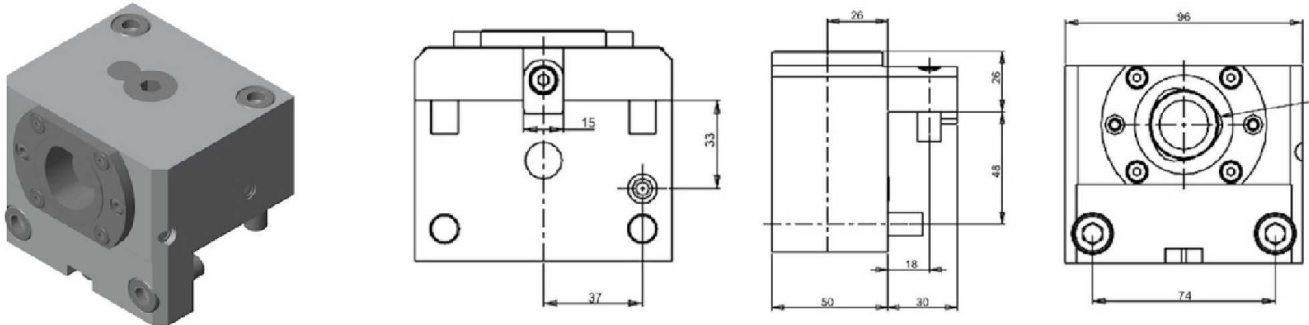
Part Number	Description	Spindle	# of Tools	Ext Cool
SPC1962000LC	Radial Single Static Capto C4 Left Version	C4	1	X

RADIAL SINGLE STATIC CAPTO C4 MAIN SPINDLE

THIS TOOL WILL ONLY FIT THE FOLLOWING MACHINE MODELS:

C1

THIS TOOL REQUIRES A FIVE PIECE ORDER MINIMUM



Part Number	Description	Spindle	# of Tools	Ext Cool
SPC1952000	Radial Static Capto C4 Main Spindle Only	C4	1	X

(BMT55) CUTEX 160/180 - C1

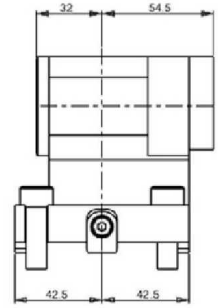
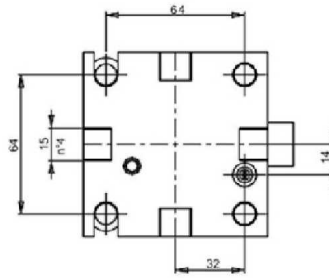
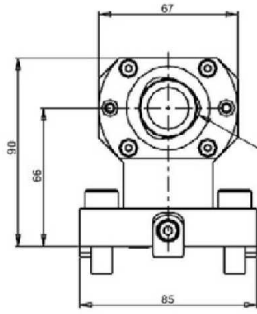

STATIC

AXIAL SINGLE STATIC TOOL CAPTO C4

THIS TOOL WILL ONLY FIT THE FOLLOWING MACHINE MODELS:

C1

THIS TOOL REQUIRES A FIVE PIECE ORDER MINIMUM



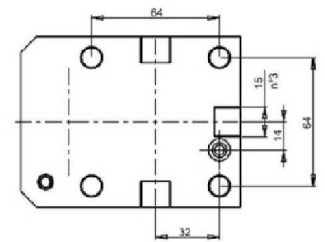
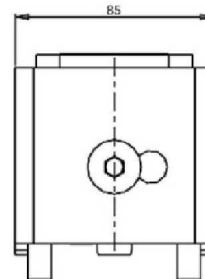
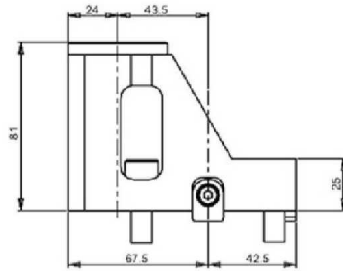

Part Number	Description	Spindle	# of Tools	Ext Cool
SPC1982000	Axial Single Static Capto C4	X	1	X

AXIAL SINGLE STATIC TOOL CAPTO C4

THIS TOOL WILL ONLY FIT THE FOLLOWING MACHINE MODELS:

C1

THIS TOOL REQUIRES A FIVE PIECE ORDER MINIMUM



Part Number	Description	Spindle	# of Tools	Ext Cool
SPC1972000	Axial Single Static Tool Capto C4	C4	1	X

(BMT55) CUTEX 160/180 - C1

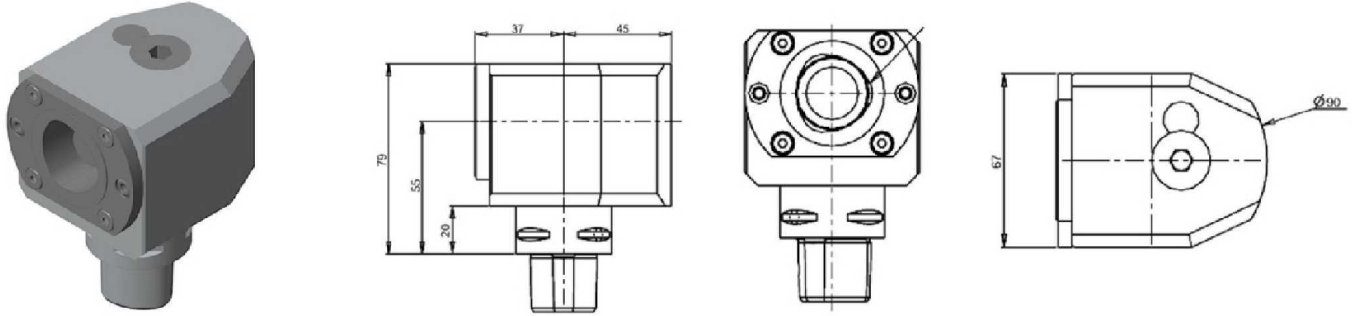
STATIC

AXIAL SINGLE STATIC TOOL CAPTO C4

THIS TOOL WILL ONLY FIT THE FOLLOWING MACHINE MODELS:

C1

THIS TOOL REQUIRES A FIVE PIECE ORDER MINIMUM



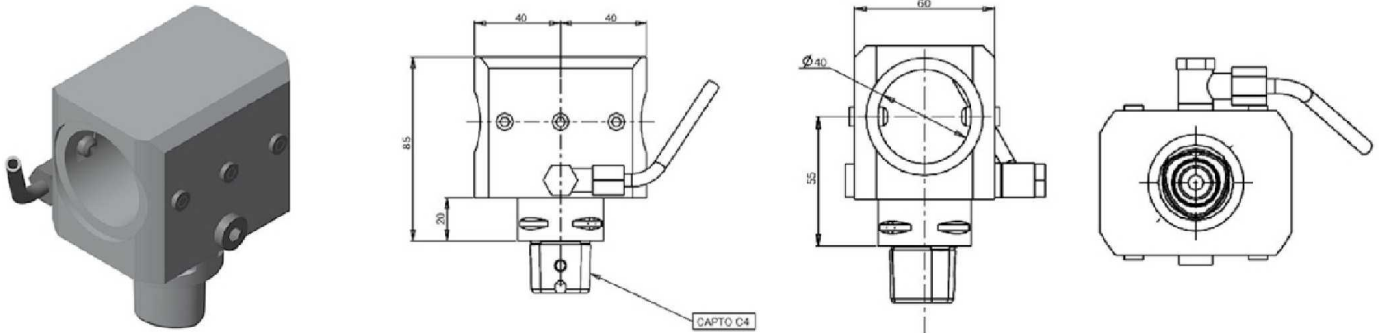
Part Number	Description	Spindle	# of Tools	Ext Cool
SPC1932000	Axial Single Static Capto C4 Right Version	C4	1	X
SPC1932000LC	Axial Single Static Capto C4 Left Version	C4	1	X

AXIAL SINGLE STATIC TOOL MALE CLAMPING

THIS TOOL WILL ONLY FIT THE FOLLOWING MACHINE MODELS:

C1

THIS TOOL REQUIRES A FIVE PIECE ORDER MINIMUM

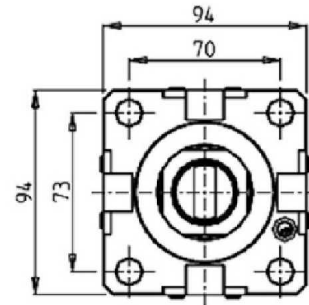
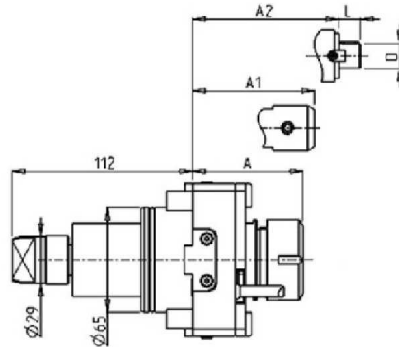



Part Number	Description	Spindle	# of Tools	Ext Cool
SPC1942000	Axial Single Static Capto C4 Male Clamping Right Version	C4	1	X

(BMT65) HI-TECH 200/230 - HI-TECH 300/350 - HI-TECH 400/450 - T2 - CUTEX 240

DRIVEN

RADIAL REINFORCED DRIVEN TOOL

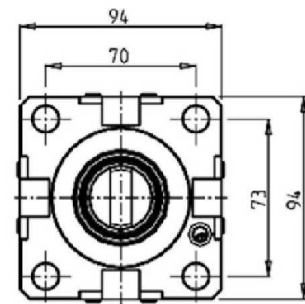
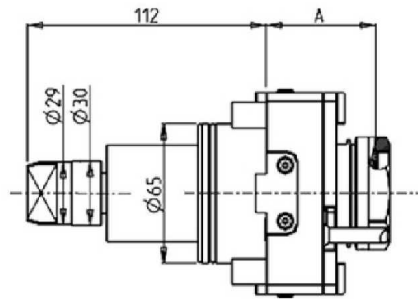



Part Number	Description	Spindle	I	RPM	Cool Thru	Ext. Cool	A	A1	A2	D	L
DWO 1540132	Radial Reinforced ER32	ER32	1:1	6000		X	68.7				
DWO 3470232	Radial Reinforced ER32 Cool Thru*	ER32	1:1	6000	70 BAR	X	79.2				
DWO 1540140	Radial Reinforced ER40	ER40	1:1	6000		X	71.7				
DWO 3470240	Radial Reinforced ER40 Cool Thru*	ER40	1:1	6000	70 BAR	X	82.2				
DWO 1540827	Radial Reinforced 27x21mm Cool Thru*	27x21	1:1	6000	30 BAR	X				56.5	27 21
DWO 1540625	Radial Reinforced Weldon 25 Cool Thru*	Weldon 25	1:1	6000	30 BAR	X				72.5	

* Coolant Thru tools are designed for 400/1000 psi.
They require 5 Micron Filtration and **CANNOT** be run dry.
30 BAR=400 PSI 70 BAR=1000 PSI

QUICK CHANGE RADIAL MTSK REINFORCED DRIVEN TOOL

See Accessories for MTSK Quick Change Adaptors



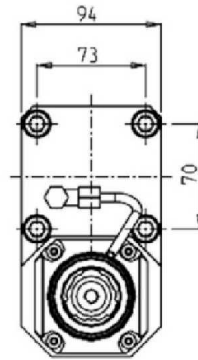
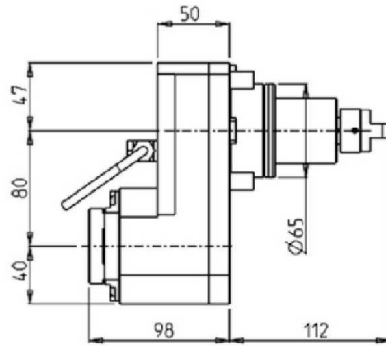

Part Number	Description	Spindle	I	RPM	Cool Thru	Ext. Cool	A
DWO 1550140	Radial MTSK-40 Reinforced	MTSK-40	1:1	6000		X	51.5
DWO 3480240	Radial MTSK-40 Reinforced Cool Thru*	MTSK-40	1:1	6000	X	X	62.5
DWO 1550150	Radial MTSK-50 Reinforced	MTSK-50	1:1	6000		X	51.5
DWO 3480250	Radial MTSK-50 Reinforced Cool Thru*	MTSK-50	1:1	6000	X	X	62.5

* Coolant Thru tools are designed for 1000 psi.
They require 5 Micron Filtration and **CANNOT** be run dry.

(BMT65) HI-TECH 200/230 - HI-TECH 300/350 - HI-TECH 400/450 - T2 - CUTEX 240

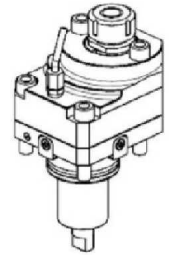
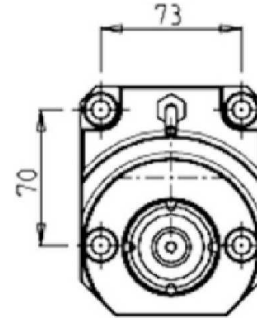
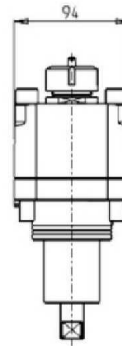
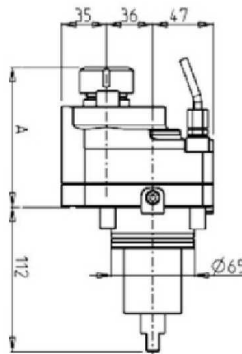

DRIVEN

RADIAL GEARED-DOWN 2:1 DRIVEN TOOL REDIRECTED 80mm IN Z



Part Number	Description	Spindle	I	RPM	Reversible	Ext. Cool
DWO 1580332	Radial Geared-Down 2:1 Redirected 80mm in Z	ERA32	2:1	3000	X	X

RADIAL GEARED-UP 1:2 DRIVEN TOOL REDIRECTED 36mm IN Z



Part Number	Description	Reversible	Spindle	I	RPM	Ext. Cool	A
DWO 0140125	Geared-Up 1:2 Redirected 36mm ER25	X	ER25	1:2	12000	X	108.56

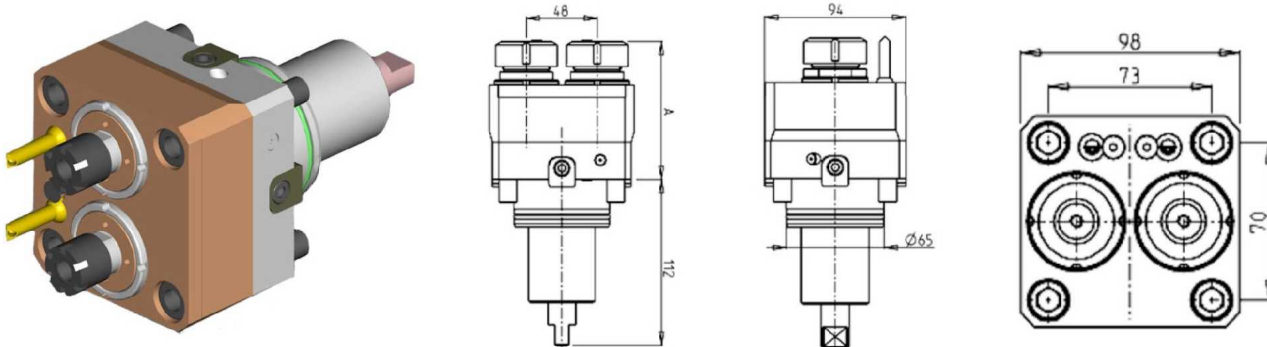
(BMT65) HI-TECH 200/230 - HI-TECH 300/350 - HI-TECH 400/450 - T2 - CUTEX 240

DRIVEN

RADIAL SINGLE-SIDE TWIN HEAD DRIVEN TOOL IN Y-AXIS

THIS TOOL WILL ONLY FIT THE FOLLOWING MACHINE MODELS:

HI-TECH 230 - HI-TECH 350 - HI-TECH 450 - T2

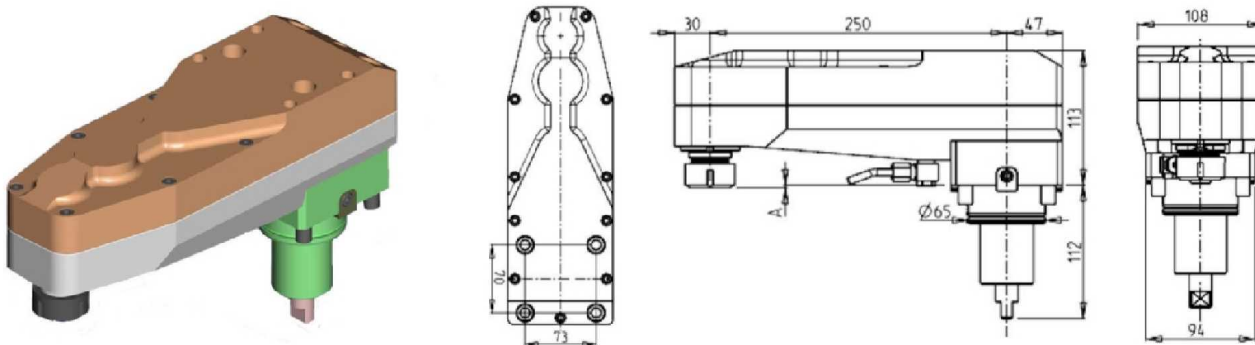


Part Number	Description	Spindle	I	RPM	Ext. Cool	A
DWO 0540216	Radial Y-Axis Double Outlet ER16	ER16	1:1	6000	X	84.5
DWO 0540225	Radial Y-Axis Double Outlet ER25	ER25	1:1	6000	X	85

RADIAL INVERTED DRIVEN TOOL 250mm INTERAXIS

THIS TOOL WILL ONLY FIT THE FOLLOWING MACHINE MODELS:

HI-TECH 200/230 - HI-TECH 300/400 - HI-TECH 450 - T2 - CUTEX 240



Part Number	Description	Spindle	I	RPM	Ext. Cool	A
0700025	Radial Inverted 250mm Interaxis ER25	ER25	1:2	12000	X	2.16
0700032	Radial Inverted 250mm Interaxis ER32	ER32	1:2	12000	X	14.66

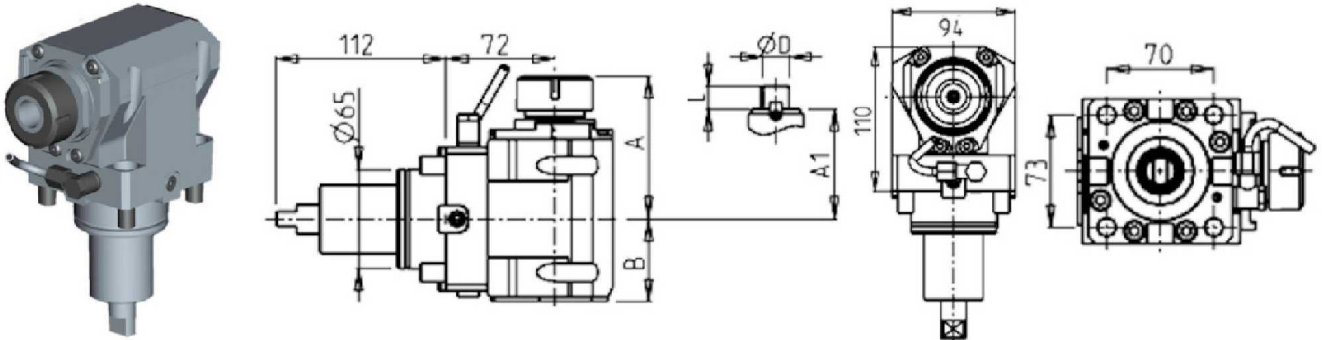
(BMT65) HI-TECH 200/230 - HI-TECH 300/350 - HI-TECH 400/450 - T2 - CUTEX 240

DRIVEN

AXIAL DRIVEN TOOL H=72mm

THIS TOOL WILL ONLY FIT THE FOLLOWING MACHINE MODELS:

HI-TECH 200/230 - HI-TECH 300/350 - HI-TECH 400/450 - CUTEX 240



Part Number	Description	Spindle	Reversible	I	RPM	Cool Thru	Ext. Cool	A	A1	B	D	L
DWO 0700125	Axial ER25 H=72mm	ER25	X	1:1	6000		X	91.16		54		
DWO 0700225	Axial ER25 H=72mm Cool Thru*	ER25	X	1:1	6000	X	X	91.16		65		
DWO 0700325	Axial ERA25 H=72mm	ERA25	X	1:1	6000		X	65		54		
DWO 0700425	Axial ERA25 H=72mm Cool Thru*	ERA25	X	1:1	6000	X	X	65		65		
DWO 0700132	Axial ER32 H=72mm	ER32	X	1:1	6000		X	93.66		54		
DWO 0700232	Axial ER32 H=72mm Cool Thru*	ER32	X	1:1	6000	X	X	93.66		65		
DWO 0700140	Axial ER40 H=72mm	ER40	X	1:1	6000		X	98.16		54		
DWO 0700240	Axial ER40 H=72mm Cool Thru*	ER40	X	1:1	6000	X	X	98.16		65		
DWO 0700516	Axial Mill Head D=16mm, L=17mm	16x17	X	1:1	6000		X		67.5	54	16	17
DWO 0700522	Axial Mill Head D=22mm, L=19mm	22x19	X	1:1	6000		X		67.5	54	22	19
DWO 0700527	Axial Mill Head D=27mm, L=21mm	27x21	X	1:1	6000		X		70	54	27	21

* Coolant Thru tools are designed for 1000 psi.
They require 5 Micron Filtration and **CANNOT** be run dry.

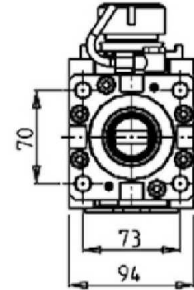
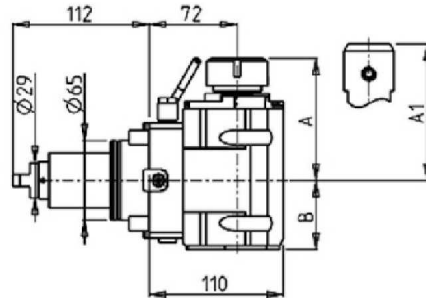
(BMT65) HI-TECH 200/230 - HI-TECH 300/350 - HI-TECH 400/450 - T2 - CUTEX 240

DRIVEN

AXIAL REINFORCED DRIVEN TOOL H=72mm

THIS TOOL WILL ONLY FIT THE FOLLOWING MACHINE MODELS:

HI-TECH 200/230 - HI-TECH 300/350 - HI-TECH 400/450 - CUTEX 240



Part Number	Description	Spindle	I	RPM	Reversible	Cool Thru	Ext Cool	A	A1	B
DWO 2470132	Axial Reinforced ER32	ER32	1:1	6000	X		X	99.7		56.5
DWO 2470232	Axial Reinforced ER32 Cool Thru*	ER32	1:1	6000	X	X	X	99.7		67.5
DWO 2470725	Axial Reinforced Weldon 25	Weldon 25	1:1	6000	X		X		106	56.5
DWO 2470825	Axial Reinforced Weldon 25 Cool Thru*	Weldon 25	1:1	6000	X	X	X		106	67.5

* Coolant Thru tools are designed for 1000 psi.
They require 5 Micron Filtration and **CANNOT** be run dry.

(BMT65) HI-TECH 200/230 - HI-TECH 300/350 - HI-TECH 400/450 - T2 - CUTEX 240

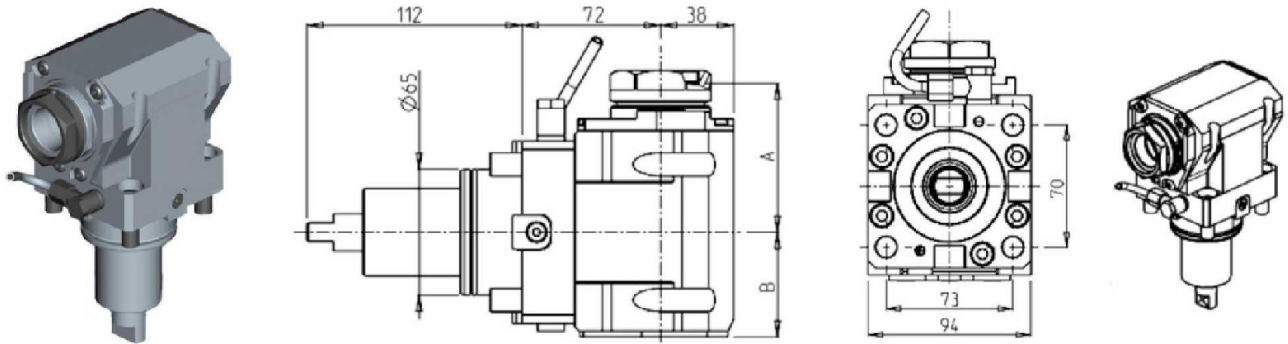
DRIVEN

QUICK CHANGE AXIAL MTSK DRIVEN TOOL H=72mm

THIS TOOL WILL ONLY FIT THE FOLLOWING MACHINE MODELS:

HI-TECH 200/230 - HI-TECH 300/350 - HI-TECH 400/450 - CUTEX 240

See Accessories for MTSK Quick Change Adaptors



Part Number	Description	Spindle	Reversible	I	RPM	Cool Thru	Ext. Cool	A	B
DWO 1170140	Axial MTSK-40 H=72mm	MTSK-40	X	1:1	6000		X	77	54
DWO 1170240	Axial MTSK-40 H=72mm Cool Thru*	MTSK-40	X	1:1	6000	X	X	77	65
DWO 1170150	Axial MTSK-50 H=72mm	MTSK-50	X	1:1	6000		X	79	54
DWO 1170250	Axial MTSK-50 H=72mm Cool Thru*	MTSK-50	X	1:1	6000	X	X	79	65

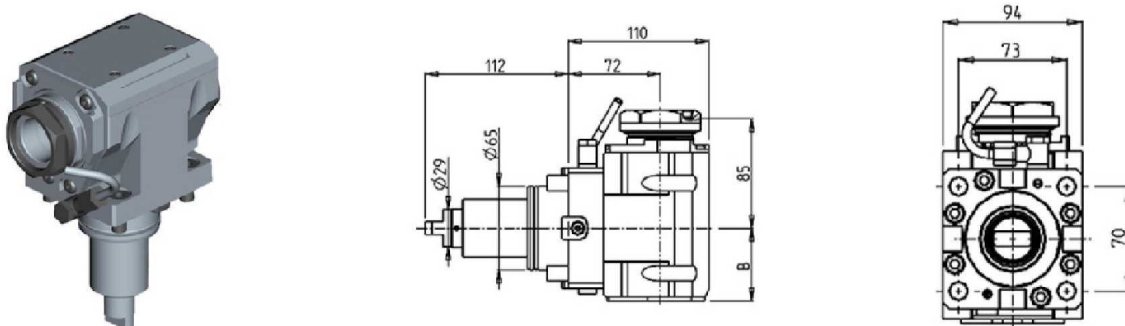
* Coolant Thru tools are designed for 1000 psi.
They require 5 Micron Filtration and **CANNOT** be run dry.

QUICK CHANGE AXIAL MTSK REINFORCED DRIVEN TOOL H=72mm

THIS TOOL WILL ONLY FIT THE FOLLOWING MACHINE MODELS:

HI-TECH 200/230 - HI-TECH 300/350 - HI-TECH 400/450 - CUTEX 240

See Accessories for MTSK Quick Change Adaptors



Part Number	Description	Spindle	I	RPM	Reversible	Cool Thru	Ext Cool	B
DWO 2180150	Axial MTSK-50 H=72mm	MTSK-50	1:1	6000	X		X	56.5
DWO 2180250	Axial MTSK-50 H=72mm Cool Thru*	MTSK-50	1:1	6000	X	X	X	67.5

* Coolant Thru tools are designed for 1000 psi.
They require 5 Micron Filtration and **CANNOT** be run dry.

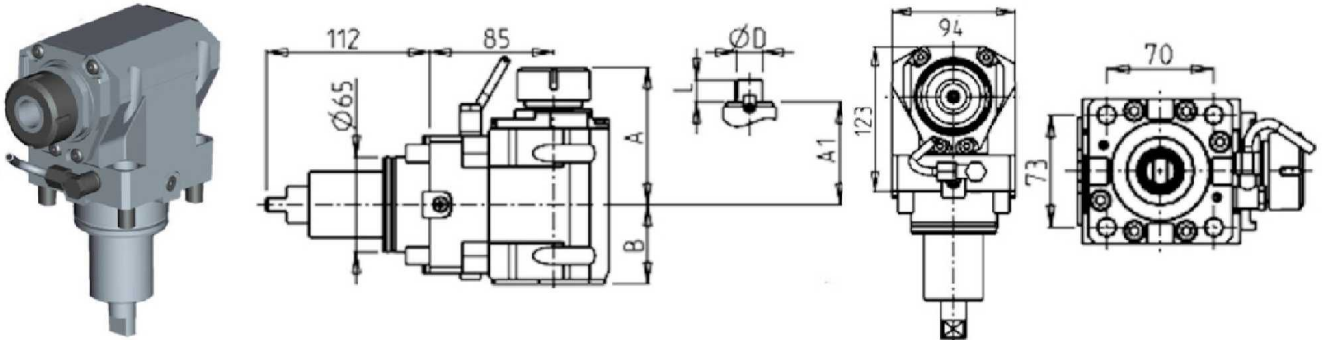
(BMT65) HI-TECH 200/230 - HI-TECH 300/350 - HI-TECH 400/450 - T2 - CUTEX 240

DRIVEN

AXIAL DRIVEN TOOL H=85mm

THIS TOOL WILL ONLY FIT THE FOLLOWING MACHINE MODELS:

HI-TECH 230 - HI-TECH 300/350 - HI-TECH 400/450 - CUTEX 240



Part Number	Description	Spindle	Reversible	I	RPM	Cool Thru	Ext. Cool	A	A1	B	D	L
DWO 1130125	Axial ER25 H=85mm	ER25	X	1:1	6000		X	91.16		54		
DWO 1130225	Axial ER25 H=85mm Cool Thru*	ER25	X	1:1	6000	X	X	91.16		65		
DWO 1130325	Axial ERA25 H=85mm	ERA25	X	1:1	6000		X	65		54		
DWO 1130425	Axial ERA25 H=85mm Cool Thru*	ERA25	X	1:1	6000	X	X	65		65		
DWO 1130132	Axial ER32 H=85mm	ER32	X	1:1	6000		X	93.66		54		
DWO 1130232	Axial ER32 H=85mm Cool Thru*	ER32	X	1:1	6000	X	X	93.66		65		
DWO 1130140	Axial ER40 H=85mm	ER40	X	1:1	6000		X	98.16		54		
DWO 1130240	Axial ER40 H=85mm Cool Thru*	ER40	X	1:1	6000	X	X	98.16		65		
DWO 1130516	Axial Mill Head D=16mm, L=17mm	16x17	X	1:1	6000		X		67.5	54	16	17
DWO 1130522	Axial Mill Head D=22mm, L=19mm	22x19	X	1:1	6000		X		67.5	54	22	19
DWO 1130527	Axial Mill Head D=27mm, L=21mm	27x21	X	1:1	6000		X		70	54	27	21

* Coolant Thru tools are designed for 1000 psi.
They require 5 Micron Filtration and **CANNOT** be run dry.

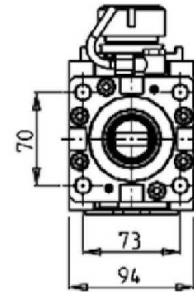
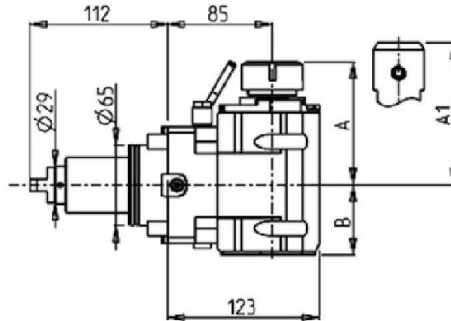

(BMT65) HI-TECH 200/230 - HI-TECH 300/350 - HI-TECH 400/450 - T2 - CUTEX 240

DRIVEN

AXIAL REINFORCED DRIVEN TOOL H=85mm

THIS TOOL WILL ONLY FIT THE FOLLOWING MACHINE MODELS:

HI-TECH 230 - HI-TECH 300/350 - HI-TECH 400/450 - CUTEX 240



Part Number	Description	Spindle	I	RPM	Reversible	Cool Thru	Ext Cool	A	A1	B
DWO 2480132	Axial Reinforced ER32	ER32	1:1	6000	X		X	99.7		56.5
DWO 2480232	Axial Reinforced ER32 Cool Thru*	ER32	1:1	6000	X	X	X	99.7		67.5
DWO 2480725	Axial Reinforced Weldon 25	Weldon 25	1:1	6000	X		X		106	56.5
DWO 2480825	Axial Reinforced Weldon 25 Cool Thru*	Weldon 25	1:1	6000	X	X	X		106	67.5

* Coolant Thru tools are designed for 1000 psi.
They require 5 Micron Filtration and **CANNOT** be run dry.

(BMT65) HI-TECH 200/230 - HI-TECH 300/350 - HI-TECH 400/450 - T2 - CUTEX 240

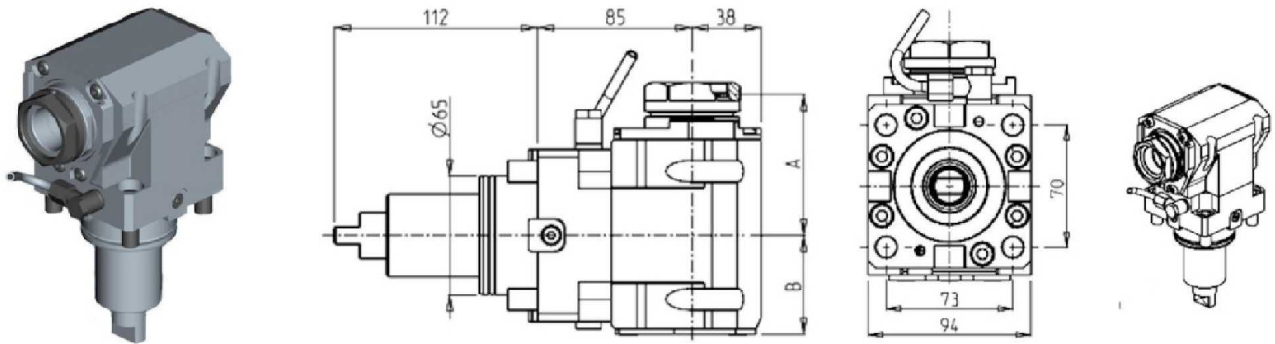
DRIVEN

QUICK CHANGE AXIAL MTSK DRIVEN TOOL H=85mm

THIS TOOL WILL ONLY FIT THE FOLLOWING MACHINE MODELS:

HI-TECH 230 - HI-TECH 300/350 - HI-TECH 400/450 - CUTEX 240

See Accessories for MTSK Quick Change Adaptors



Part Number	Description	Spindle	Reversible	I	RPM	Cool Thru	Ext. Cool	A	B
DWO 1180140	Axial MTSK-40 H=85mm	MTSK-40	X	1:1	6000		X	77	54
DWO 1180240	Axial MTSK-40 H=85mm Cool Thru*	MTSK-40	X	1:1	6000	X	X	77	65
DWO 1180150	Axial MTSK-50 H=85mm	MTSK-50	X	1:1	6000		X	79	54
DWO 1180250	Axial MTSK-50 H=85mm Cool Thru*	MTSK-50	X	1:1	6000	X	X	79	65

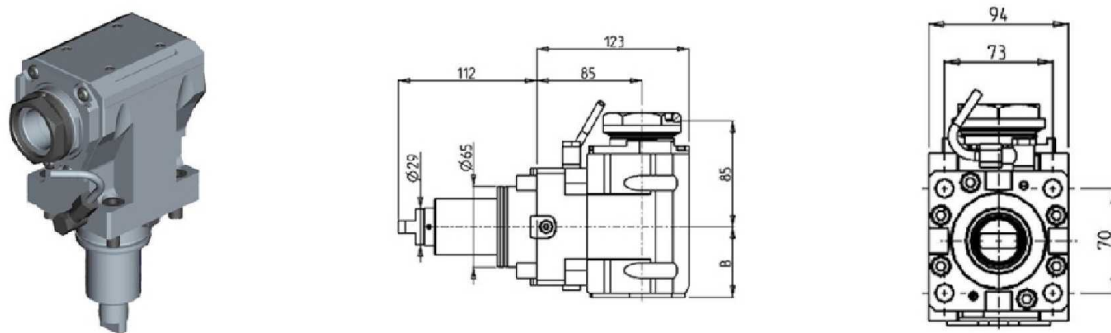
* Coolant Thru tools are designed for 1000 psi.
They require 5 Micron Filtration and **CANNOT** be run dry.

QUICK CHANGE AXIAL MTSK REINFORCED DRIVEN TOOL H=85mm

THIS TOOL WILL ONLY FIT THE FOLLOWING MACHINE MODELS:

HI-TECH 230 - HI-TECH 300/350 - HI-TECH 400/450 - CUTEX 240

See Accessories for MTSK Quick Change Adaptors



Part Number	Description	Spindle	I	RPM	Reversible	Cool Thru	Ext Cool	B
DWO 2190150	Axial MTSK-50 H=85mm	MTSK-50	1:1	6000	X		X	56.5
DWO 2190250	Axial MTSK-50 H=85mm Cool Thru*	MTSK-50	1:1	6000	X	X	X	67.5

* Coolant Thru tools are designed for 1000 psi.
They require 5 Micron Filtration and **CANNOT** be run dry.

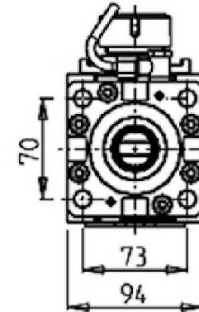
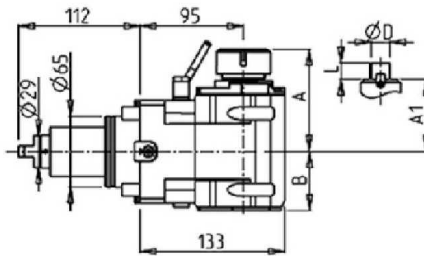
(BMT65) HI-TECH 200/230 - HI-TECH 300/350 - HI-TECH 400/450 - T2 - CUTEX 240

DRIVEN

AXIAL DRIVEN TOOL H=95mm

THIS TOOL WILL ONLY FIT THE FOLLOWING MACHINE MODELS:

T2 - CUTEX 240



Part Number	Description	Spindle	I	RPM	Reversible	Cool Thru	Ext Cool	A	A1	B	D	L
DWO 2510325	Axial ERA25 H=95mm	ERA25	1:1	6000	X		X	65	54			
DWO 2510425	Axial ERA25 H=95mm Cool Thru*	ERA25	1:1	6000	X	X	X	65	65			
DWO 2510125	Axial ER25 H=95mm	ER25	1:1	6000	X		X	91.2	54			
DWO 2510225	Axial ER25 H=95mm Cool Thru*	ER25	1:1	6000	X	X	X	91.2	65			
DWO 2510132	Axial ER32 H=95mm	ER32	1:1	6000	X		X	93.7	54			
DWO 2510232	Axial ER32 H=95mm Cool Thru*	ER32	1:1	6000	X	X	X	93.7	65			
DWO 2510140	Axial ER40 H=95mm	ER40	1:1	6000	X		X	98.2	54			
DWO 2510240	Axial ER40 H=95mm Cool Thru*	ER40	1:1	6000	X	X	X	98.2	65			
DWO 2510516	Axial 16x17mm H=95mm	16x17	1:1	6000	X		X	67.5	54	16	17	
DWO 2510522	Axial 22x19mm H=95mm	22x19	1:1	6000	X		X	67.5	54	22	19	
DWO 2510527	Axial 27x21mm H=95mm	27x21	1:1	6000	X		X	70	54	27	21	

* Coolant Thru tools are designed for 1000 psi.
They require 5 Micron Filtration and **CANNOT** be run dry.

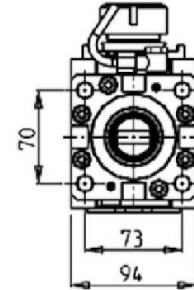
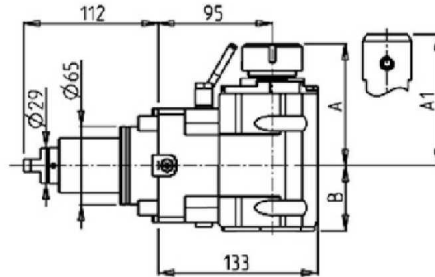
(BMT65) HI-TECH 200/230 - HI-TECH 300/350 - HI-TECH 400/450 - T2 - CUTEX 240

DRIVEN

AXIAL REINFORCED DRIVEN TOOL H=95mm

THIS TOOL WILL ONLY FIT THE FOLLOWING MACHINE MODELS:

T2 - CUTEX 240



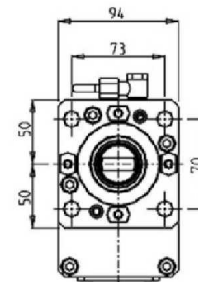
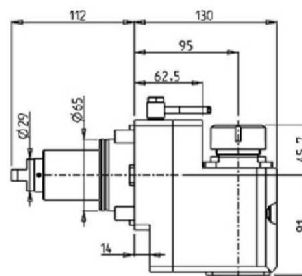
Part Number	Description	Spindle	I	RPM	Reversible	Cool Thru	Ext Cool	A	A1	B
DWO 2500132	Axial Reinforced ER32	ER32	1:1	6000	X		X	99.7		56.5
DWO 2500232	Axial Reinforced ER32 Cool Thru*	ER32	1:1	6000	X	X	X	99.7		67.5
DWO 2500725	Axial Reinforced Weldon 25	Weldon 25	1:1	6000	X		X		106	56.5
DWO 2500825	Axial Reinforced Weldon 25 Cool Thru*	Weldon 25	1:1	6000	X	X	X		106	67.5

* Coolant Thru tools are designed for 1000 psi. They require 5 Micron Filtration and **CANNOT** be run dry.

AXIAL REAR-SET DRIVEN TOOL H=95mm

THIS TOOL WILL ONLY FIT THE FOLLOWING MACHINE MODELS:

T2 - CUTEX 240



Part Number	Description	Spindle	I	RPM	Reversible	Ext Cool
DWO 2570132	Axial Rear-Set ER32	ER32	1:1	6000	X	X

(BMT65) HI-TECH 200/230 - HI-TECH 300/350 - HI-TECH 400/450 - T2 - CUTEX 240

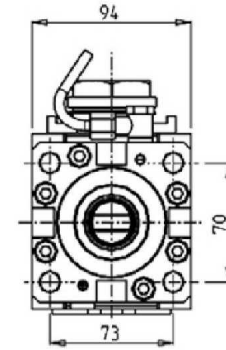
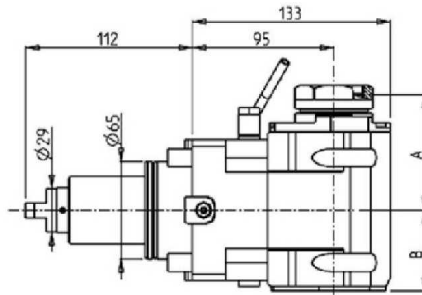
DRIVEN

QUICK CHANGE AXIAL MTSK DRIVEN TOOL H=95mm

THIS TOOL WILL ONLY FIT THE FOLLOWING MACHINE MODELS:

T2 - CUTEX 240

See Accessories for MTSK Quick Change Adaptors



Part Number	Description	Spindle	I	RPM	Reversible	Cool Thru	Ext Cool	A	B
DWO 2530140	Axial MTSK-40 H=95mm	MTSK-40	1:1	6000	X		X	77	54
DWO 2530240	Axial MTSK-40 H=95mm Cool Thru*	MTSK-40	1:1	6000	X	X	X	77	65
DWO 2530150	Axial MTSK-50 H=95mm	MTSK-50	1:1	6000	X		X	79	54
DWO 2530250	Axial MTSK-50 H=95mm Cool Thru*	MTSK-50	1:1	6000	X	X	X	79	65

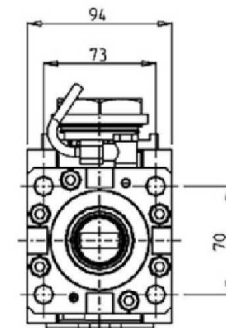
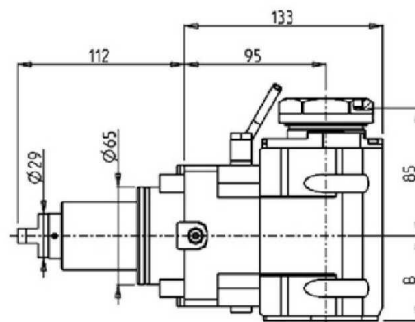
* Coolant Thru tools are designed for 1000 psi.
They require 5 Micron Filtration and **CANNOT** be run dry.

QUICK CHANGE AXIAL MTSK REINFORCED DRIVEN TOOL H=95mm

THIS TOOL WILL ONLY FIT THE FOLLOWING MACHINE MODELS:

T2 - CUTEX 240

See Accessories for MTSK Quick Change Adaptors



Part Number	Description	Spindle	I	RPM	Reversible	Cool Thru	Ext Cool	B
DWO 2540150	Axial Reinforced MTSK-50	MTSK-50	1:1	6000	X		X	56.5
DWO 2540250	Axial Reinforced MTSK-50 Cool Thru*	MTSK-50	1:1	6000	X	X	X	67.5

* Coolant Thru tools are designed for 1000 psi.
They require 5 Micron Filtration and **CANNOT** be run dry.

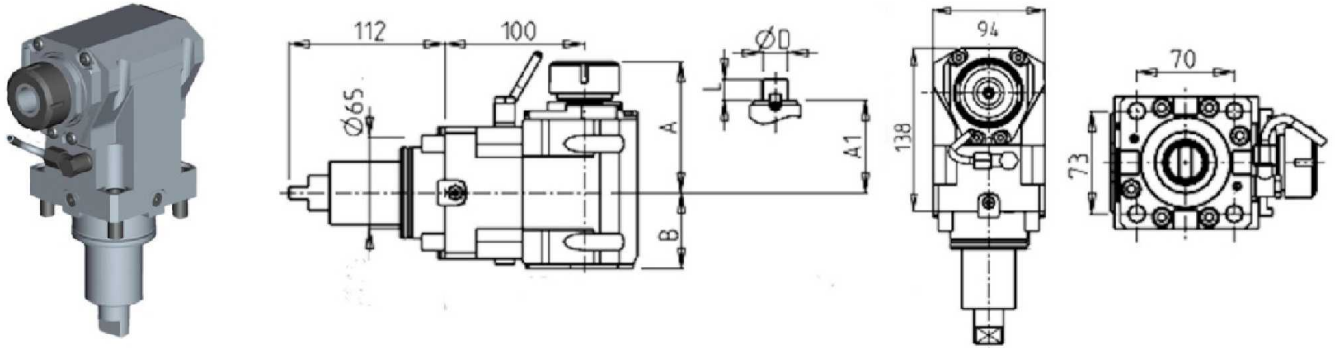
(BMT65) HI-TECH 200/230 - HI-TECH 300/350 - HI-TECH 400/450 - T2 - CUTEX 240

DRIVEN

AXIAL DRIVEN TOOL H=100mm

THIS TOOL WILL ONLY FIT THE FOLLOWING MACHINE MODELS:

T2 - CUTEX 240



Part Number	Description	Spindle	I	RPM	Reversible	Cool Thru	Ext Cool	A	A1	B	D	L
DWO 1140125	Axial ER25 H=100mm	ER25	1:1	6000	X		X	91.16		54		
DWO 1140225	Axial ER25 H=100mm Cool Thru*	ER25	1:1	6000	X	X	X	91.16		65		
DWO 1140325	Axial ERA25 H=100mm	ERA25	1:1	6000	X		X	65		54		
DWO 1140425	Axial ERA25 H=100mm Cool Thru*	ERA25	1:1	6000	X	X	X	65		65		
DWO 1140132	Axial ER32 H=100mm	ER32	1:1	6000	X		X	93.66		54		
DWO 1140232	Axial ER32 H=100mm Cool Thru*	ER32	1:1	6000	X	X	X	93.66		65		
DWO 1140140	Axial ER40 H=100mm	ER40	1:1	6000	X		X	98.16		54		
DWO 1140240	Axial ER40 H=100mm Cool Thru*	ER40	1:1	6000	X	X	X	98.16		65		
DWO 1140516	Axial Mill Head 16x17mm H=100mm	16x17	1:1	6000	X		X		67.5	54	16	17
DWO 1140522	Axial Mill Head 22x19mm H=100mm	22x19	1:1	6000	X		X		67.5	54	22	19
DWO 1140527	Axial Mill Head 27x21mm H=100mm	27x21	1:1	6000	X		X		70	54	27	21

* Coolant Thru tools are designed for 1000 psi.
They require 5 Micron Filtration and **CANNOT** be run dry.

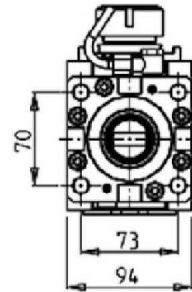
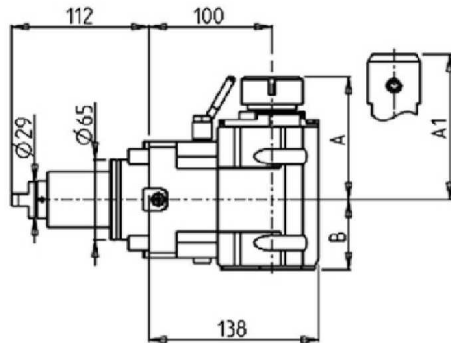
(BMT65) HI-TECH 200/230 - HI-TECH 300/350 - HI-TECH 400/450 - T2 - CUTEX 240

DRIVEN

AXIAL REINFORCED DRIVEN TOOL H=100mm

THIS TOOL WILL ONLY FIT THE FOLLOWING MACHINE MODELS:

T2 - CUTEX 240



Part Number	Description	Spindle	I	RPM	Reversible	Cool Thru	Ext Cool	A	A1	B
DWO 2490132	Axial Reinforced ER32	ER32	1:1	6000	X		X	99.7	56.5	
DWO 2490232	Axial Reinforced ER32 Cool Thru*	ER32	1:1	6000	X	X	X	99.7	67.5	
DWO 2490725	Axial Reinforced Weldon 25	Weldon 25	1:1	6000	X		X	106	56.5	
DWO 2490825	Axial Reinforced Weldon 25 Cool Thru*	Weldon 25	1:1	6000	X	X	X	106	67.5	

* Coolant Thru tools are designed for 1000 psi.
They require 5 Micron Filtration and **CANNOT** be run dry.

(BMT65) HI-TECH 200/230 - HI-TECH 300/350 - HI-TECH 400/450 - T2 - CUTEX 240

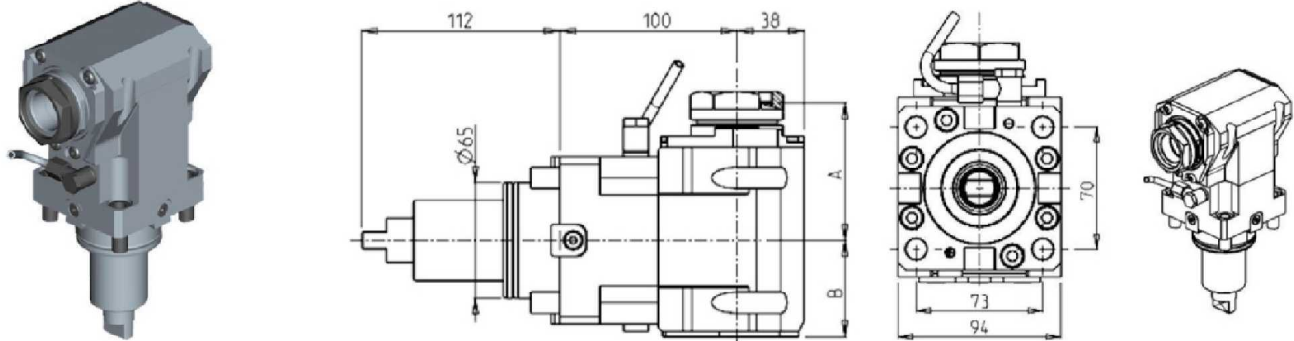
DRIVEN

QUICK CHANGE AXIAL MTSK DRIVEN TOOL H=100mm

THIS TOOL WILL ONLY FIT THE FOLLOWING MACHINE MODELS:

T2 - CUTEX 240

See Accessories for MTSK Quick Change Adaptors



Part Number	Description	Spindle	Reversible	I	RPM	Cool Thru	Ext. Cool	A	B
DWO 1190140	Axial MTSK-40 H=100mm	MTSK-40	X	1:1	6000		X	77	54
DWO 1190240	Axial MTSK-40 H=100mm Cool Thru*	MTSK-40	X	1:1	6000	X	X	77	65
DWO 1190150	Axial MTSK-50 H=100mm	MTSK-50	X	1:1	6000		X	79	54
DWO 1190250	Axial MTSK-50 H=100mm Cool Thru*	MTSK-50	X	1:1	6000	X	X	79	65

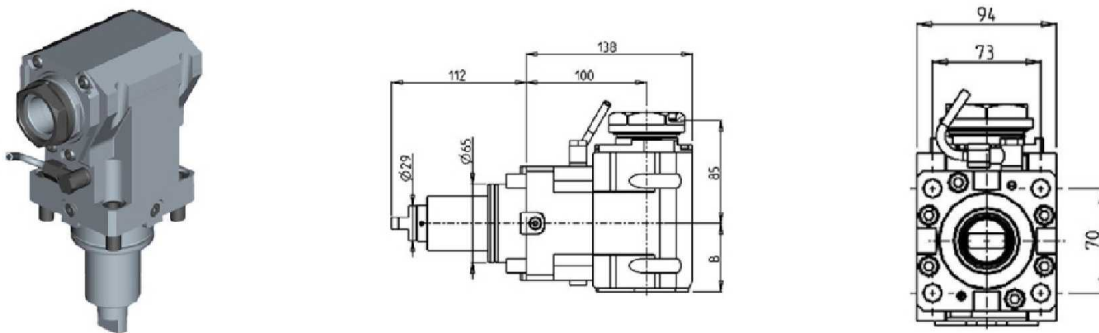
* Coolant Thru tools are designed for 1000 psi.
They require 5 Micron Filtration and **CANNOT** be run dry.

QUICK CHANGE AXIAL MTSK REINFORCED DRIVEN TOOL H=100mm

THIS TOOL WILL ONLY FIT THE FOLLOWING MACHINE MODELS:

T2 - CUTEX 240

See Accessories for MTSK Quick Change Adaptors



Part Number	Description	Spindle	I	RPM	Reversible	Cool Thru	Ext Cool	B
DWO 2200150	Axial MTSK-50 H=100mm	MTSK-50	1:1	6000	X		X	56.5
DWO 2200250	Axial MTSK-50 H=100mm Cool Thru*	MTSK-50	1:1	6000	X	X	X	67.5

* Coolant Thru tools are designed for 1000 psi.
They require 5 Micron Filtration and **CANNOT** be run dry.

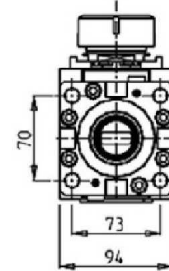
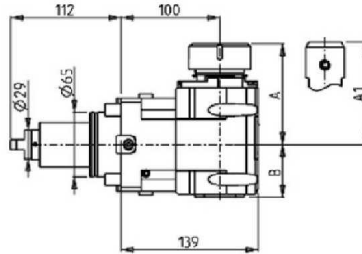

(BMT65) HI-TECH 200/230 - HI-TECH 300/350 - HI-TECH 400/450 - T2 - CUTEX 240

DRIVEN

AXIAL GEARED-DOWN 2:1 DRIVEN TOOL H=100mm

THIS TOOL WILL ONLY FIT THE FOLLOWING MACHINE MODELS:

T2 - CUTEX 240



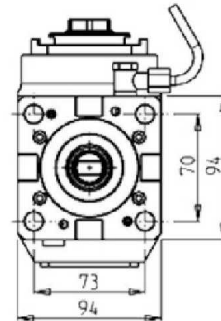
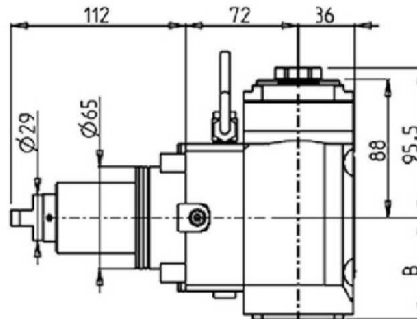
Part Number	Description	Spindle	I	RPM	Reversible	Cool Thru	Ext Cool	A	A1	B
DWO 2360132	Axial Geared-Down 2:1 ER32	ER32	2:1	3000	X		X	98.7		53
DWO 2360232	Axial Geared-Down 2:1 ER32 Cool Thru	ER32	2:1	3000	X	X	X	98.7		66.5
DWO 2360140	Axial Geared-Down 2:1 ER40	ER40	2:1	3000	X		X	101.7		53
DWO 2360240	Axial Geared-Down 2:1 ER40 Cool Thru	ER40	2:1	3000	X	X	X	101.7		66.5
DWO 2360725	Axial Geared-Down 2:1 WELDON 25	WELDON25	2:1	3000	X		X		106	53
DWO 2360825	Axial Geared-Down 2:1 WELDON 25 Cool Thru	WELDON25	2:1	3000	X	X	X		106	66.5

* Coolant Thru tools are designed for 1000 psi.
They require 5 Micron Filtration and **CANNOT** be run dry.

AXIAL GEARED-UP 1:2 DRIVEN TOOL H=72mm

THIS TOOL WILL ONLY FIT THE FOLLOWING MACHINE MODELS:

HI-TECH 200/230 - HI-TECH 300/350 - HI-TECH 400/450 - CUTEX 240



Part Number	Description	Spindle	I	RPM	Reversible	Cool Thru	Ext Cool	B
DWO 3780125	Axial Geared-Up 1:2 ERA25	ERA25	1:2	12000	X		X	64.7
DWO 3780225	Axial Geared-Up 1:2 ERA25 Cool Thru*	ERA25	1:2	12000	X	X	X	73.2

* Coolant Thru tools are designed for 1000 psi.
They require 5 Micron Filtration and **CANNOT** be run dry.

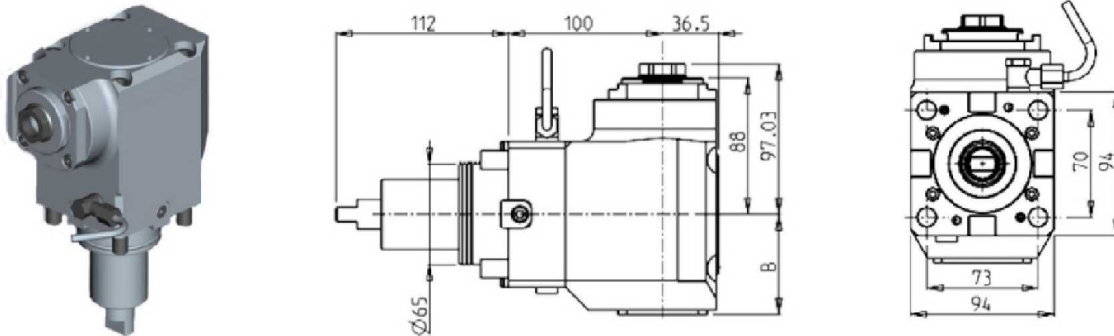
(BMT65) HI-TECH 200/230 - HI-TECH 300/350 - HI-TECH 400/450 - T2 - CUTEX 240

DRIVEN

AXIAL GEARED-UP 1:2 DRIVEN TOOL H=100mm

THIS TOOL WILL ONLY FIT THE FOLLOWING MACHINE MODELS:

T2 - CUTEX 240



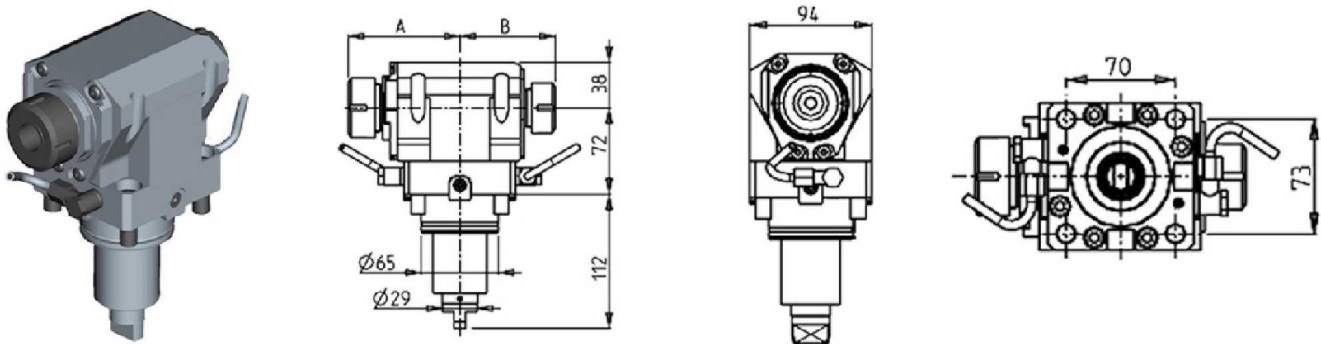
Part Number	Description	Reversible	Spindle	I	RPM	Cool Thru	Ext. Cool	B
DWO 0710125	Axial Geared-Up ERA25 1:2	X	ERA25	1:2	12000		X	64.7
DWO 0710225	Axial Geared-Up ERA25 1:2 Cool Thru*	X	ERA25	1:2	12000	X	X	73.2

* Coolant Thru tools are designed for 1000 psi. They require 5 Micron Filtration and **CANNOT** be run dry.

AXIAL OPPOSITE FACE DRIVEN TOOL H=72mm

THIS TOOL WILL ONLY FIT THE FOLLOWING MACHINE MODELS:

HI-TECH 200/230 - HI-TECH 300/350 - HI-TECH 400/450 - CUTEX 240



Part Number	Description	Reversible	Spindle	I	RPM	Ext. Cool	A	B
DWO 0720132	Axial Opposite Face ER32+ER25 H=72mm	X	ER32+ER25	1:1	6000	X	93.66	80.16
DWO 0722520	Axial Opposite Face ERA25+ERA20 H=72mm	X	ERA25+ERA20	1:1	6000	X	65	55.5

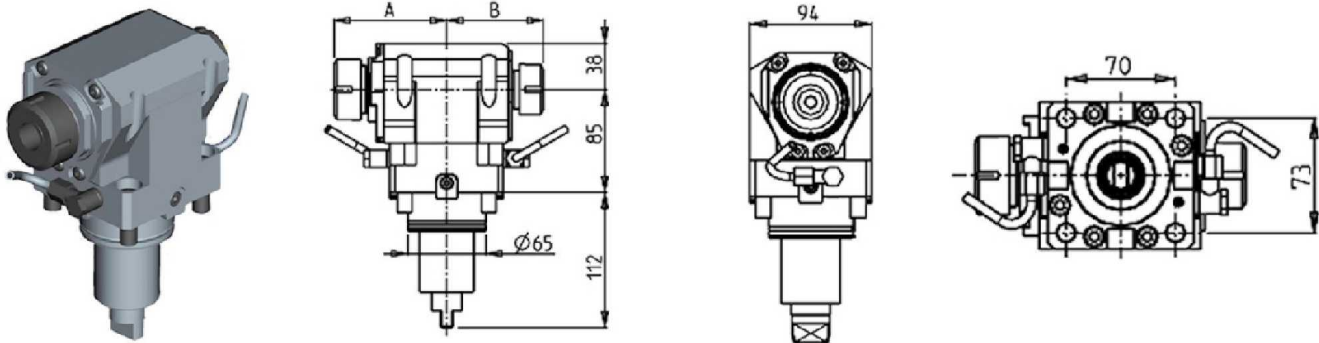
(BMT65) HI-TECH 200/230 - HI-TECH 300/350 - HI-TECH 400/450 - T2 - CUTEX 240

DRIVEN

AXIAL OPPOSITE FACE DRIVEN TOOL H=85mm

THIS TOOL WILL ONLY FIT THE FOLLOWING MACHINE MODELS:

HI-TECH 230 - HI-TECH 300/350 - HI-TECH 400/450 - CUTEX 240

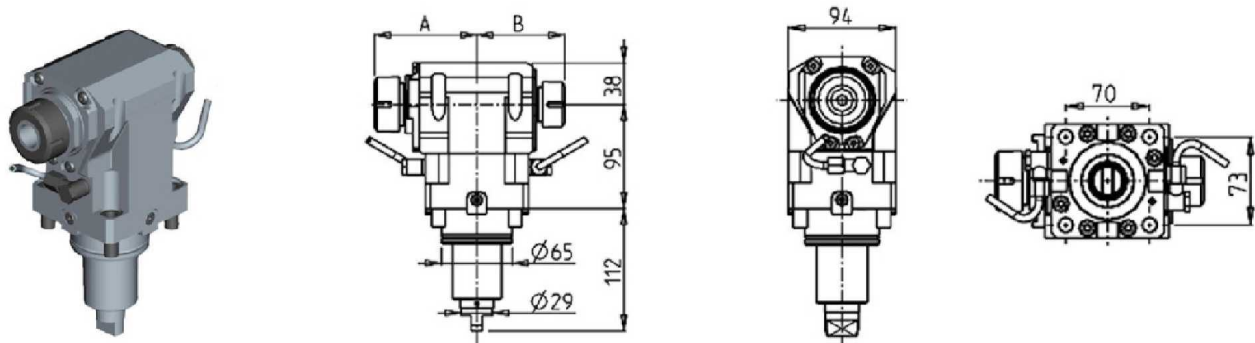


Part Number	Description	Spindle	I	Reversible	RPM	Ext. Cool	A	B
DWO 1150132	Axial Opposite Face ER32+ER25 H=85mm	ER32+ER25	1:1	X	6000	X	93.66	80.16
DWO 1152520	Axial Opposite Face ERA25+ERA20 H=85mm	ERA25+ERA20	1:1	X	6000	X	65	55.5

AXIAL OPPOSITE FACE DRIVEN TOOL H=95mm

THIS TOOL WILL ONLY FIT THE FOLLOWING MACHINE MODELS:

T2 - CUTEX 240



Part Number	Description	Spindle	I	RPM	Reversible	Ext Cool	A	B
DWO 2520132	Axial Opposite Face ER32+ER25	ER32+ER25	1:1	6000	X	X	93.7	80.2
DWO 2522520	Axial Opposite Face ERA25+ERA20	ERA25+ERA20	1:1	6000	X	X	65	55.5

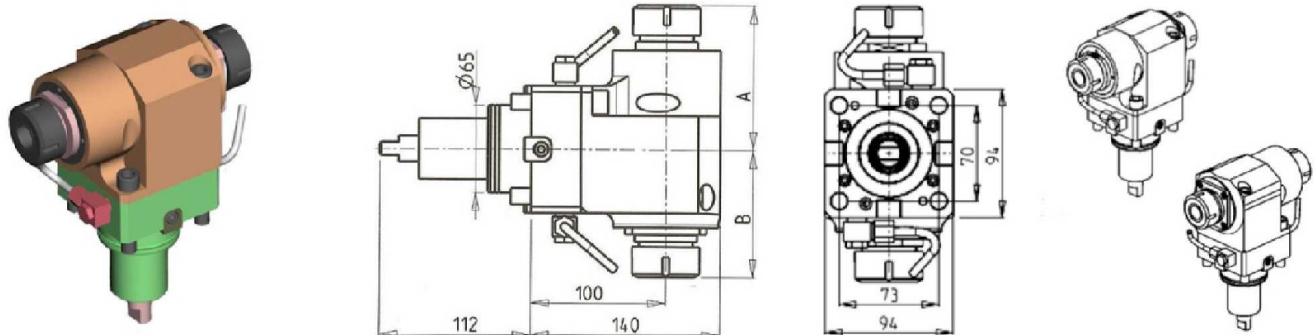
(BMT65) HI-TECH 200/230 - HI-TECH 300/350 - HI-TECH 400/450 - T2 - CUTEX 240

DRIVEN

AXIAL OPPOSITE FACE DRIVEN TOOL H=100mm

THIS TOOL WILL ONLY FIT THE FOLLOWING MACHINE MODELS:

T2 - CUTEX 240

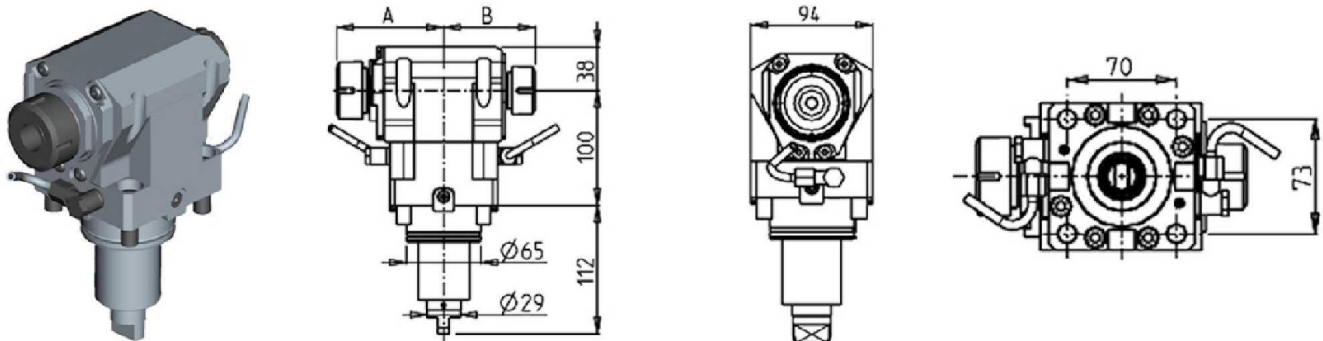


Part Number	Description	Reversible	Spindle	I	RPM	Ext. Cool	A	B
DWO 0070232	Axial Double Outlet ER32+ER32	X	ER32+ER32	1:1	6000	X	107.66	94.26
DWO 0073225	Axial Double Outlet ERA25+ERA32	X	ERA25+ERA32	1:1	6000	X	106.03	81.13

AXIAL OPPOSITE FACE DRIVEN TOOL H=100mm

THIS TOOL WILL ONLY FIT THE FOLLOWING MACHINE MODELS:

T2 - CUTEX 240



Part Number	Description	Spindle	Reversible	I	RPM	Ext. Cool	A	B
DWO 1160132	Axial Opposite Face ER32+ER25 H=100mm	ER32+ER25	X	1:1	6000	X	93.66	80.16
DWO 1162520	Axial Opposite Face ERA25+ERA20 H=100mm	ERA25+ERA20	X	1:1	6000	X	65	55.5

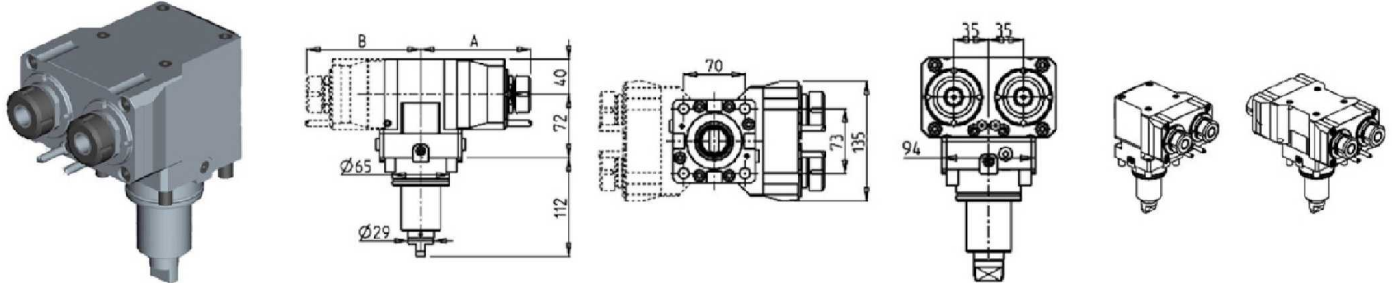
(BMT65) HI-TECH 200/230 - HI-TECH 300/350 - HI-TECH 400/450 - T2 - CUTEX 240

DRIVEN

AXIAL SINGLE SIDE TWIN HEAD DRIVEN TOOL IN Y H=72mm

THIS TOOL WILL ONLY FIT THE FOLLOWING MACHINE MODELS:

HI-TECH 230 - HI-TECH 350 YMC - HI-TECH 450 YMC



Part Number	Description	Spindle	I	RPM	# of Tools	Reversible	Cool Thru	Ext. Cool	A	B
DWO 1120225	Axial Twin Head ER25	ER25	1:1	6000	2	X		X	130.46	60
DWO 1121225	Axial Twin Head ER25 Cool Thru	ER25	1:1	6000	2	X	X	X	150.16	60
DWO 1120325	Axial Twin Head ERA25	ERA25	1:1	6000	2	X		X	119	60
DWO 1121325	Axial Twin Head ERA25 Cool Thru	ERA25	1:1	6000	2	X	X	X	142	60
DWO 1122225	Axial Twin Head ER25+ER25	ER25+ER25	1:1	6000	2+2	X		X	130.46	125.46
DWO 1122325	Axial Twin Head ERA25+ERA25	ERA25+ERA25	1:1	6000	2+2	X		X	119	114

* Coolant Thru tools are designed for 1000 psi.
They require 5 Micron Filtration and **CANNOT** be run dry.

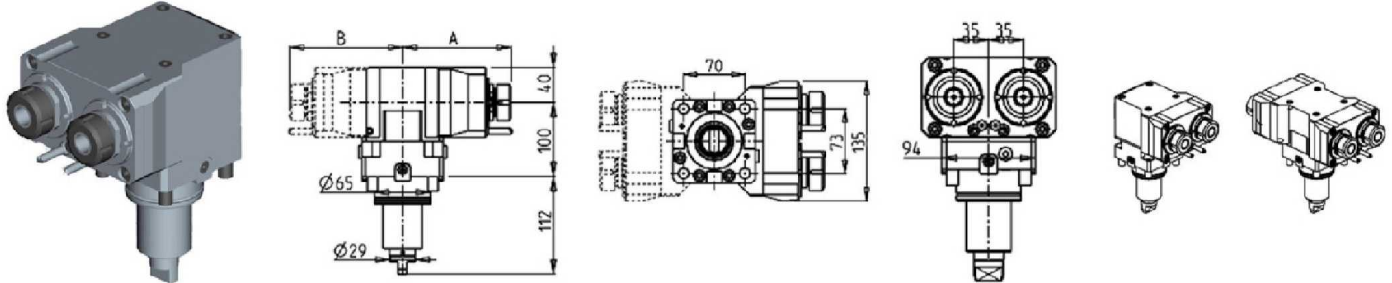
(BMT65) HI-TECH 200/230 - HI-TECH 300/350 - HI-TECH 400/450 - T2 - CUTEX 240

DRIVEN

AXIAL SINGLE SIDE TWIN HEAD DRIVEN TOOL IN Y H=100mm

THIS TOOL WILL ONLY FIT THE FOLLOWING MACHINE MODELS:

T2



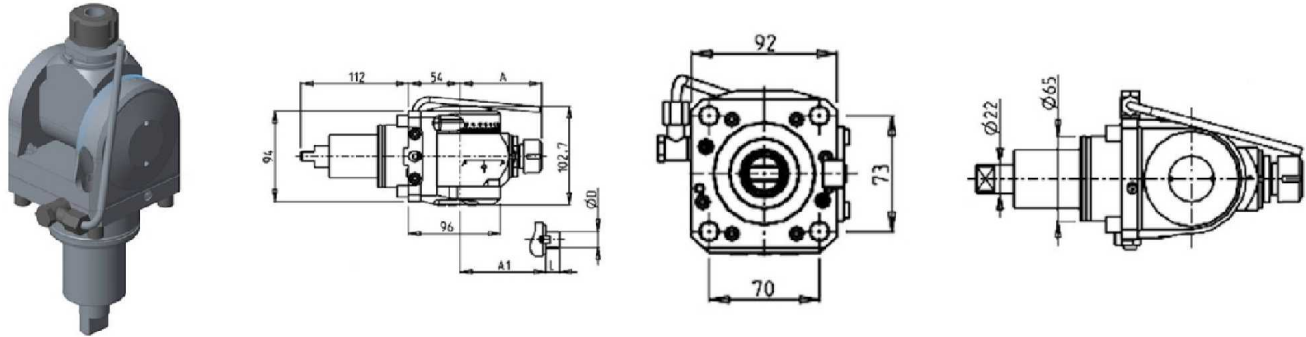
Part Number	Description	Spindle	I	RPM	# of Tools	Reversible	Cool Thru	Ext. Cool	A	B
DWO 1230225	Axial Twin Head ER25	ER25	1:1	6000	2	X		X	130.46	60
DWO 1231225	Axial Twin Head ER25 Cool Thru	ER25	1:1	6000	2	X	X	X	150.16	60
DWO 1230325	Axial Twin Head ERA25	ERA25	1:1	6000	2	X		X	119	60
DWO 1231325	Axial Twin Head ERA25 Cool Thru	ERA25	1:1	6000	2	X	X	X	142	60
DWO 1232225	Axial Twin Head ER25+ER25	ER25+ER25	1:1	6000	2+2	X		X	130.46	125.46
DWO 1232325	Axial Twin Head ERA25+ERA25	ERA25+ERA25	1:1	6000	2+2	X		X	119	114

* Coolant Thru tools are designed for 1000 psi.
They require 5 Micron Filtration and **CANNOT** be run dry.

(BMT65) HI-TECH 200/230 - HI-TECH 300/350 - HI-TECH 400/450 - T2 - CUTEX 240

DRIVEN

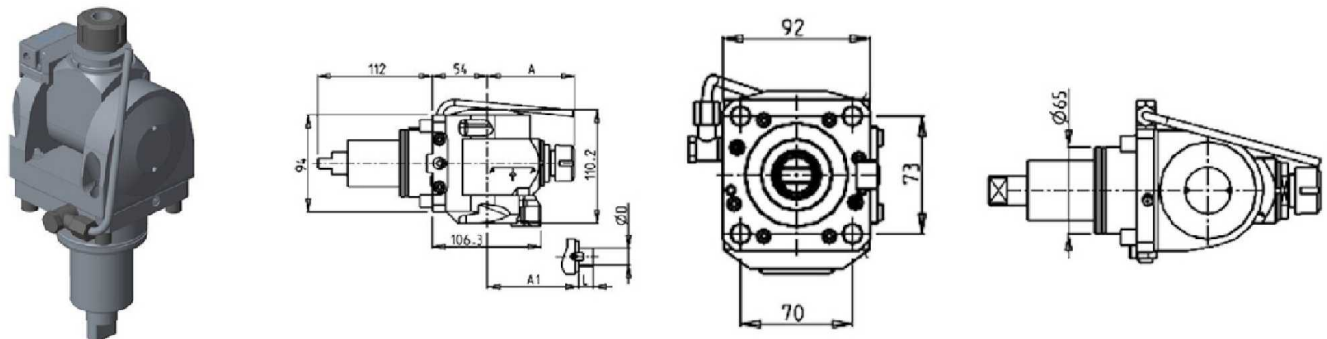
0-180 ADJUSTABLE ANGLE DRIVEN TOOL H=54mm



Part Number	Description	Spindle	I	RPM	Reversible	Ext Cool	A	A1	D	L
DWO 1920120	0-180 Adjustable Angle ER20	ER20	1:1	6000	X	X	85.16			
DWO 1920125	0-180 Adjustable Angle ER25	ER25	1:1	6000	X	X	86.16			
DWO 1920519	0-180 Adjustable Angle 3/4"x3/4"	3/4"x3/4"	1:1	6000	X	X		65	3/4"	3/4"
DWO 1920516	0-180 Adjustable Angle 16x17mm	16x17mm	1:1	6000	X	X		65	16	17
DWO 1920522	0-180 Adjustable Angle 22x19mm	22x19mm	1:1	6000	X	X		66	22	19

Note : Wrenches are provided with the purchase of Specialty Toolholders

0-180 ADJUSTABLE ANGLE DRIVEN TOOL WITH DIGITAL DISPLAY H=54mm



Part Number	Description	Spindle	I	RPM	Reversible	Ext Cool	A	A1	D	L
DWO 1850120	0-180 Adj. Angle ER20 with Digital Display	ER20	1:1	6000	X	X	85.16			
DWO 1850125	0-180 Adj. Angle ER25 with Digital Display	ER25	1:1	6000	X	X	86.16			
DWO 1850519	0-180 Adj. Angle 3/4"x3/4" with Digital Display	3/4"x3/4"	1:1	6000	X	X		65	3/4"	3/4"
DWO 1850516	0-180 Adj. Angle 16x17mm with Digital Display	16x17mm	1:1	6000	X	X		65	16	17
DWO 1850522	0-180 Adj. Angle 22x19mm with Digital Display	22x19mm	1:1	6000	X	X		66	22	19

Note : Wrenches are provided with the purchase of Specialty Toolholders

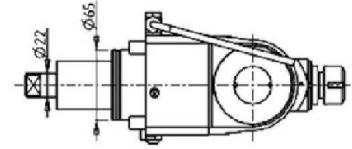
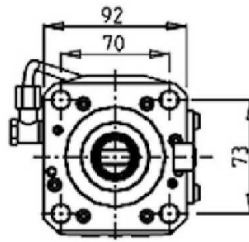
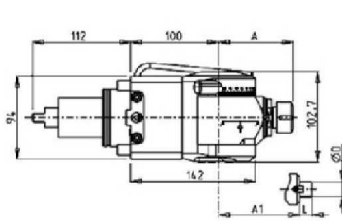
(BMT65) HI-TECH 200/230 - HI-TECH 300/350 - HI-TECH 400/450 - T2 - CUTEX 240

DRIVEN

0-180 ADJUSTABLE ANGLE DRIVEN TOOL H=100mm

THIS TOOL WILL ONLY FIT THE FOLLOWING MACHINE MODELS:

T2 - CUTEX 240



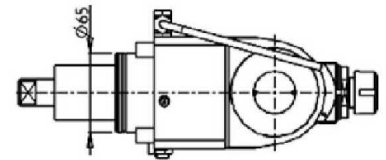
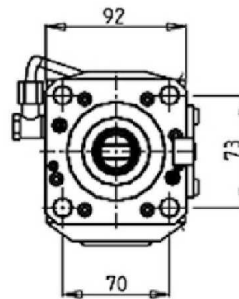
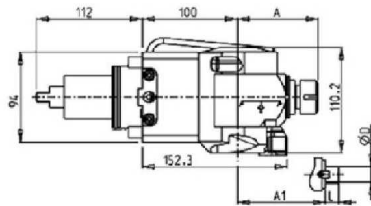
Part Number	Description	Spindle	I	RPM	Reversible	Ext Cool	A	A1	D	L
DWO 1930120	0-180 Adjustable Angle ER20	ER20	1:1	6000	X	X	85.16			
DWO 1930125	0-180 Adjustable Angle ER25	ER25	1:1	6000	X	X	86.16			
DWO 1930519	0-180 Adjustable Angle 3/4"x3/4"	3/4"x3/4"	1:1	6000	X	X		65	3/4"	3/4"
DWO 1930516	0-180 Adjustable Angle 16x17mm	16x17mm	1:1	6000	X	X		65	16	17
DWO 1930522	0-180 Adjustable Angle 22x19mm	22x19mm	1:1	6000	X	X		66	22	19

Note : Wrenches are provided with the purchase of Specialty Toolholders

0-180 ADJUSTABLE ANGLE DRIVEN TOOL WITH DIGITAL DISPLAY H=100mm

THIS TOOL WILL ONLY FIT THE FOLLOWING MACHINE MODELS:

T2 - CUTEX 240



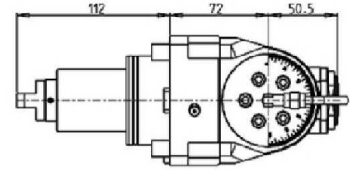
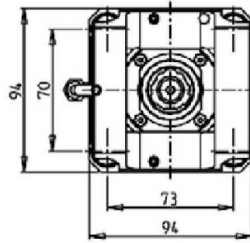
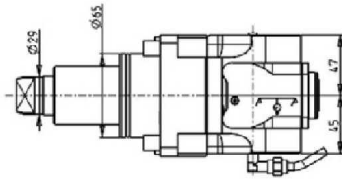
Part Number	Description	Spindle	I	RPM	Reversible	Ext Cool	A	A1	D	L
DWO 1860120	0-180 Adj. Angle ER20 with Digital Display	ER20	1:1	6000	X	X	85.16			
DWO 1860125	0-180 Adj. Angle ER25 with Digital Display	ER25	1:1	6000	X	X	86.16			
DWO 1860519	0-180 Adj. Angle 3/4"x3/4" with Digital Display	3/4"x3/4"	1:1	6000	X	X		65	3/4"	3/4"
DWO 1860516	0-180 Adj. Angle 16x17mm with Digital Display	16x17mm	1:1	6000	X	X		65	16	17
DWO 1860522	0-180 Adj. Angle 22x19mm with Digital Display	22x19mm	1:1	6000	X	X		66	22	19

Note : Wrenches are provided with the purchase of Specialty Toolholders

(BMT65) HI-TECH 200/230 - HI-TECH 300/350 - HI-TECH 400/450 - T2 - CUTEX 240

DRIVEN

0-180 ADJUSTABLE ANGLE DRIVEN TOOL H=72mm



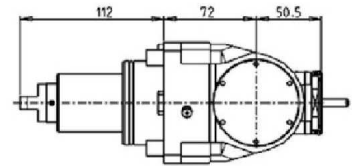
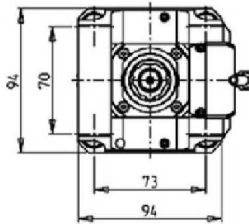
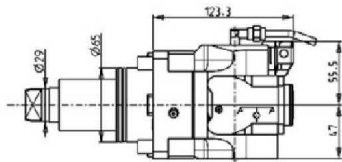
Part Number	Description	Spindle	I	RPM	Reversible	Cool Thru	Ext Cool
DWO 1940120	0-180 Adjustable Angle ERA20	ERA20	1:1	6000	X		X
DWO 1940220	0-180 Adjustable Angle ERA20 Cool Thru*	ERA20	1:1	6000	X	X	X

* Coolant Thru tools are designed for 1000 psi. They require 5 Micron Filtration and **CANNOT** be run dry.

Note :

Wrenches are provided with the purchase of Specialty Toolholders

0-180 ADJUSTABLE ANGLE DRIVEN TOOL WITH DIGITAL DISPLAY H=72mm



Part Number	Description	Spindle	I	RPM	Reversible	Cool Thru	Ext Cool
DWO 1945120	0-180 Adj. Angle ERA20 with Digital Display	ERA20	1:1	6000	X		X
DWO 1945220	0-180 Adj. Angle ERA20 with Digital Display Cool Thru*	ERA20	1:1	6000	X	X	X

* Coolant Thru tools are designed for 1000 psi. They require 5 Micron Filtration and **CANNOT** be run dry.

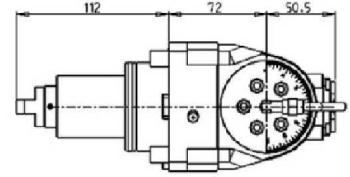
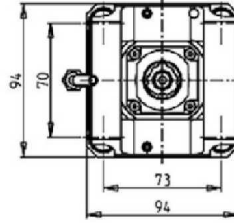
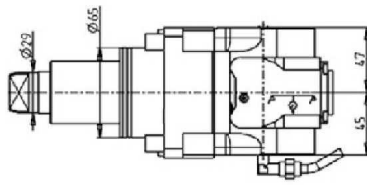
Note :

Wrenches are provided with the purchase of Specialty Toolholders

(BMT65) HI-TECH 200/230 - HI-TECH 300/350 - HI-TECH 400/450 - T2 - CUTEX 240

DRIVEN

0-180 ADJUSTABLE ANGLE DRIVEN TOOL GEARED-UP 1:2 H=72mm



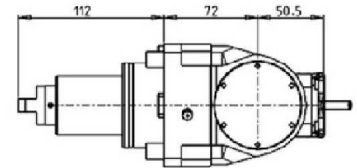
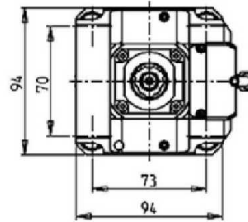
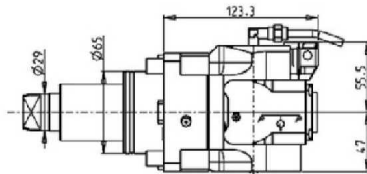
Part Number	Description	Spindle	I	RPM	Reversible	Cool Thru	Ext Cool
DWO 1940316	0-180 Adj. Angle Geared-Up ERA16	ERA16	1:2	12000	X		X
DWO 1940416	0-180 Adj. Angle Geared-Up ERA16 Cool Thru*	ERA16	1:2	12000	X	X	X

* Coolant Thru tools are designed for 1000 psi.
They require 5 Micron Filtration and **CANNOT** be run dry.

Note :

Wrenches are provided with the purchase of Specialty Toolholders

0-180 ADJUSTABLE ANGLE DRIVEN TOOL GEARED-UP 1:2 WITH DIGITAL DISPLAY H=72mm



Part Number	Description	Spindle	I	RPM	Reversible	Cool Thru	Ext Cool
DWO 1945316	0-180 Adj. Angle Geared-Up ERA16 with Digital Display	ERA16	1:2	12000	X		X
DWO 1945416	0-180 Adj. Angle Geared-Up ERA16 with Digital Display Cool Thru*	ERA16	1:2	12000	X	X	X

* Coolant Thru tools are designed for 1000 psi.
They require 5 Micron Filtration and **CANNOT** be run dry.

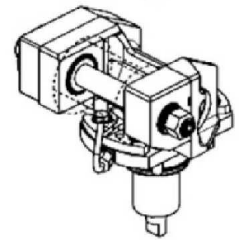
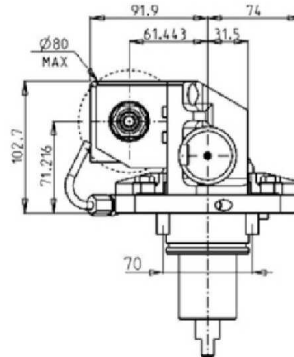
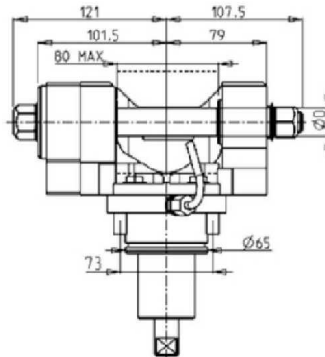

Note :

Wrenches are provided with the purchase of Specialty Toolholders

(BMT65) HI-TECH 200/230 - HI-TECH 300/350 - HI-TECH 400/450 - T2 - CUTEX 240

DRIVEN

DRIVEN GEAR HOBBER




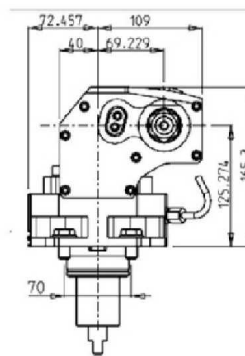
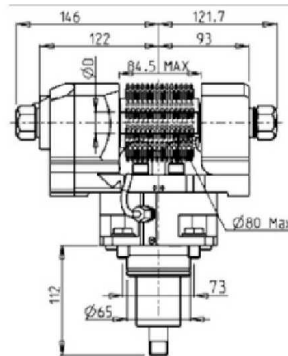

Part Number	Description	Reversible	I	RPM	Ext. Cool	D mm	D Inch
0321100	Gear Hobbing Tool 1:1	X	1:1	6000	X	16-22-27-32	3/4"-1"-1 1/4"
0322100	Gear Hobbing Tool 2:1 Geared Down	X	2:1	3000	X	16-22-27-32	3/4"-1"-1 1/4"

Note : Wrenches are provided with the purchase of Specialty Toolholders

GEAR HOBBER - REINFORCED

THIS TOOL WILL ONLY FIT THE FOLLOWING MACHINE MODELS:

T2 - CUTEX 240



Part Number	Description	Reversible	I	RPM	Ext. Cool	D mm	D Inch
DWO 0031100	Heavy Duty Gear Hobbing Tool 1:1	X	1:1	6000	X	16-22-27-32	3/4"-1"-1 1/4"
DWO 0032100	Heavy Duty Gear Hobbing Tool 2:1 Geared Down	X	2:1	3000	X	16-22-27-32	3/4"-1"-1 1/4"

Note : Wrenches are provided with the purchase of Specialty Toolholders

(BMT65) HI-TECH 200/230 - HI-TECH 300/350 - HI-TECH 400/450 - T2 - CUTEX 240

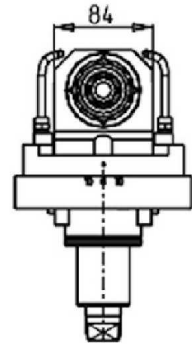
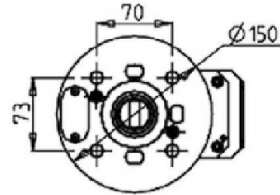
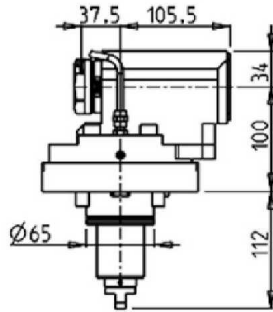
DRIVEN

QUICK CHANGE AXIAL MTSK-40 DRIVEN TOOL FOR POWER SKIVING H=100mm

THIS TOOL WILL ONLY FIT THE FOLLOWING MACHINE MODELS:

HI-TECH 230 - HI-TECH 350 - HI-TECH 450 - T2

See Accessories for MTSK Quick Change Adaptors



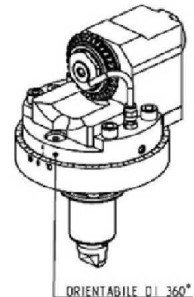
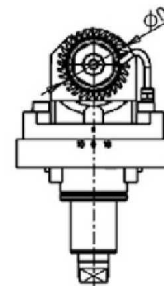
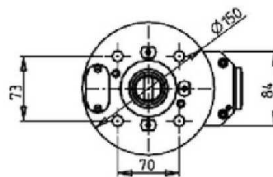
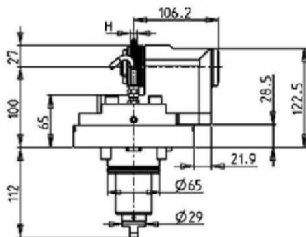
Part Number	Description	Spindle	I	RPM	Reversible	Ext Cool
DWO 1770100	Axial MTSK-40 for Power Skiving	MTSK-40	1:1	6000	X	X

Note : Wrenches are provided with the purchase of Specialty Toolholders

DRIVEN TOOL FOR WORM SCREWS

THIS TOOL WILL ONLY FIT THE FOLLOWING MACHINE MODELS:

HI-TECH 230 - HI-TECH 300/350 - HI-TECH 400/450 - T2 - CUTEX 240



Part Number	Description	Spindle	I	RPM	Reversible	Ext Cool	ØD	H
DWO 2928125	Driven Tool for Worm Screws Ø1"x12mm	1"x12	1:1	6000	X	X	63-70-80	MAX 12
DWO 2928022	Driven Tool for Worm Screws Ø22x12mm	22x12	1:1	6000	X	X	63-70-80	MAX 12

Note : Wrenches are provided with the purchase of Specialty Toolholders

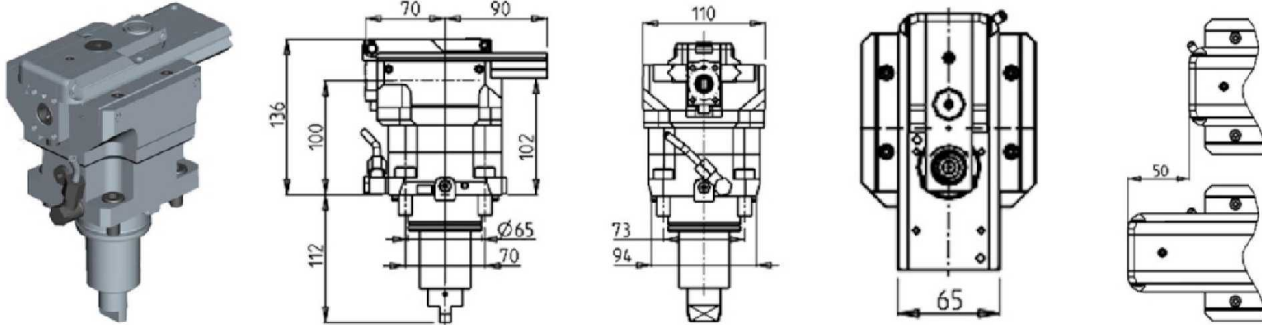
(BMT65) HI-TECH 200/230 - HI-TECH 300/350 - HI-TECH 400/450 - T2 - CUTEX 240

DRIVEN

BROACHING/SLOTING TOOL 50mm STROKE H=100mm

THIS TOOL WILL ONLY FIT THE FOLLOWING MACHINE MODELS:

T2 - CUTEX 240

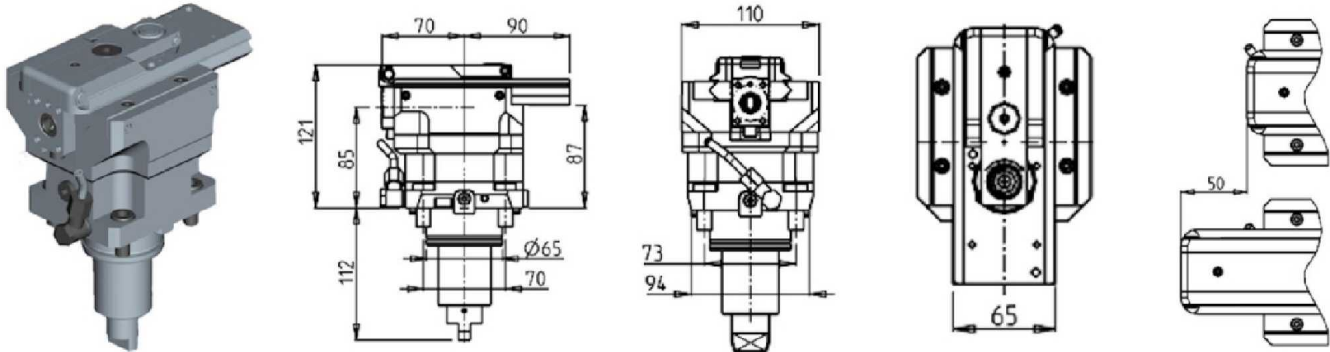


Part Number	Description	I	RPM MAX	Reversible	Ext Cool
DWO 1520100	Broaching / Slotting Tool H=100mm	4:1	2000	X	X

BROACHING/SLOTING TOOL 50mm STROKE H=85mm

THIS TOOL WILL ONLY FIT THE FOLLOWING MACHINE MODELS:

HI-TECH 230 - HI-TECH 300/350 - HI-TECH 400/450 - CUTEX 240



Part Number	Description	I	RPM MAX	Reversible	Ext Cool
DWO 1530100	Broaching / Slotting Tool H=85mm	4:1	2000	X	X

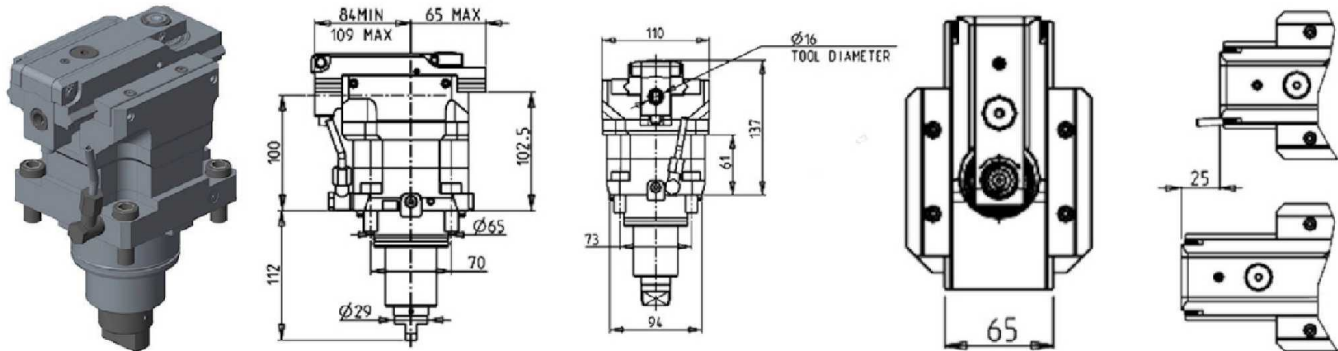
(BMT65) HI-TECH 200/230 - HI-TECH 300/350 - HI-TECH 400/450 - T2 - CUTEX 240

DRIVEN

BROACHING/SLOTING TOOL 25mm STROKE H=100mm

THIS TOOL WILL ONLY FIT THE FOLLOWING MACHINE MODELS:

T2 - CUTEX 240

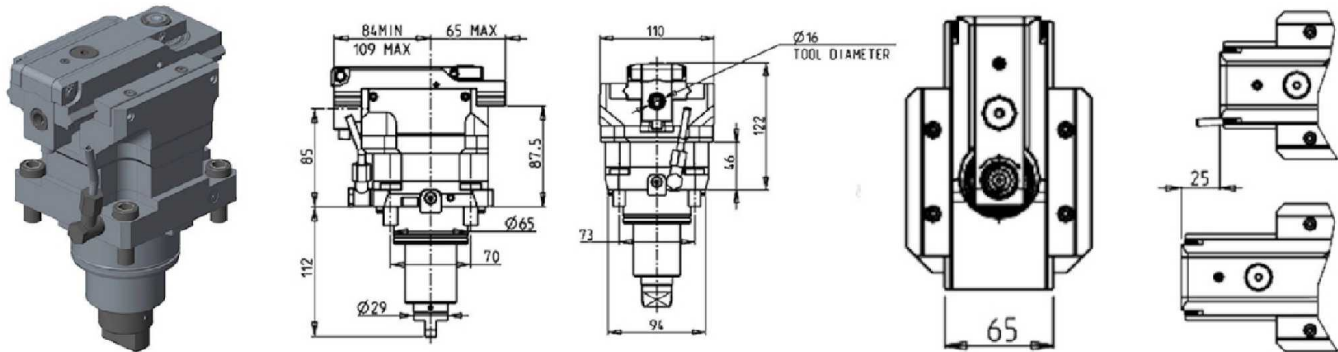


Part Number	Description	I	RPM MAX	Reversible	Ext Cool
DWO 1520200	Broaching / Slotting Tool H=100mm	4:1	2400	X	X

BROACHING/SLOTING TOOL 25mm STROKE H=85mm

THIS TOOL WILL ONLY FIT THE FOLLOWING MACHINE MODELS:

HI-TECH 230 - HI-TECH 300/350 - HI-TECH 400/450 - CUTEX 240

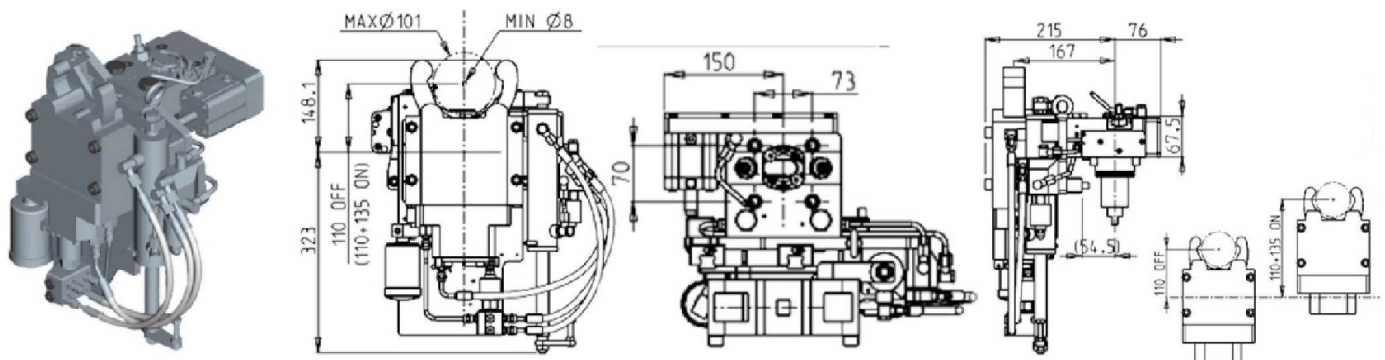


Part Number	Description	I	RPM MAX	Reversible	Ext Cool
DWO 1530200	Broaching / Slotting Tool H=85mm	4:1	2400	X	X

DRIVEN TOOLHOLDER FOR SLIDING STEADY REST-SIZE 2

THIS TOOL WILL ONLY FIT THE FOLLOWING MACHINE MODELS:

T2

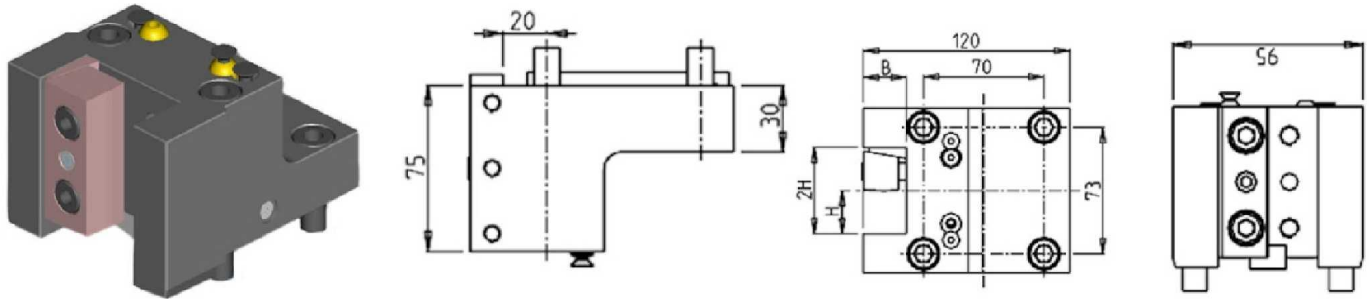


Part Number	Description	I	RPM	Ext. Cool
DWO 0940300	Toolholder for Sliding Steady Rest Size 2	1:1	6000	X
DWO 0940300US	Toolholder for Sliding Steady Rest Size 2 with Electronics	1:1	6000	X

(BMT65) HI-TECH 200/230 - HI-TECH 300/350 - HI-TECH 400/450 - T2 - CUTEX 240

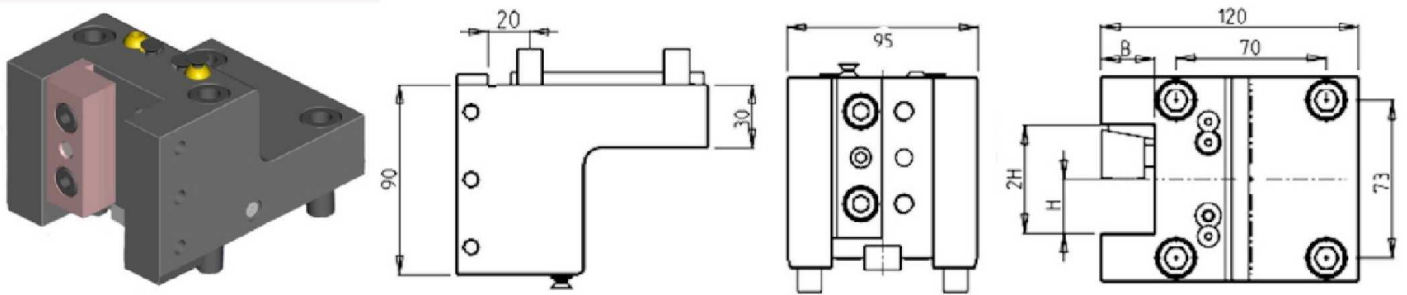
STATIC

RADIAL STATIC HOLDER H=75mm



Part Number	Description	# of Tools	Reversible	Cool Thru	Ext Cool	Dimensions	B	H
DWO 1422540	Radial Static Tool: 1"	1	X		X	Inch	1"	1"
DWO 1422500	Radial Static Tool: 25mm	1	X		X	mm	25	25
DWO 1422510	Radial Static Tool: 25mm Cool Thru	1	X	X	X	mm	25	25

RADIAL STATIC HOLDER H=90mm

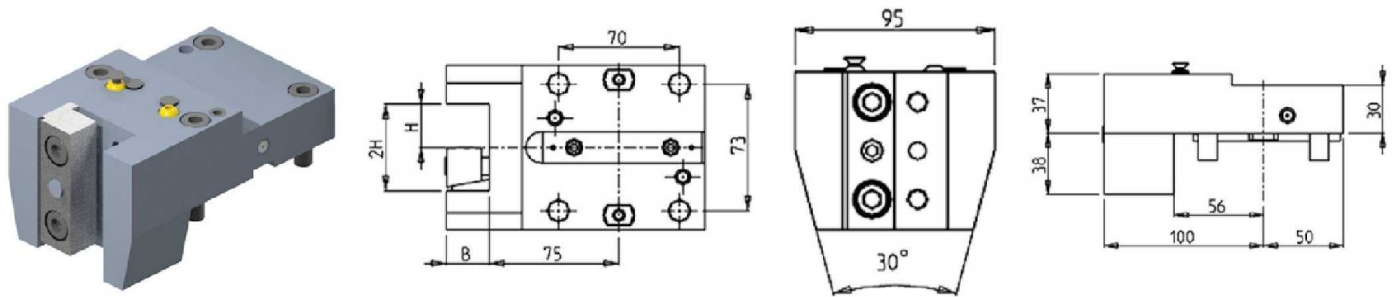


Part Number	Description	# of Tools	Reversible	Dimensions	B	H
DWO 0482540	Radial Static Tool: 1" H=90mm	1	X	Inch	1"	1"
DWO 0482000	Radial Static Tool: 20mm H=90mm	1	X	mm	20	20
DWO 0482500	Radial Static Tool: 25mm H=90mm	1	X	mm	25	25

RADIAL REAR-SET SINGLE STATIC TOOL

THIS TOOL WILL ONLY FIT THE FOLLOWING MACHINE MODELS:

HI-TECH 200/230 - HI-TECH 300/350 - HI-TECH 400/450 - CUTEX 240

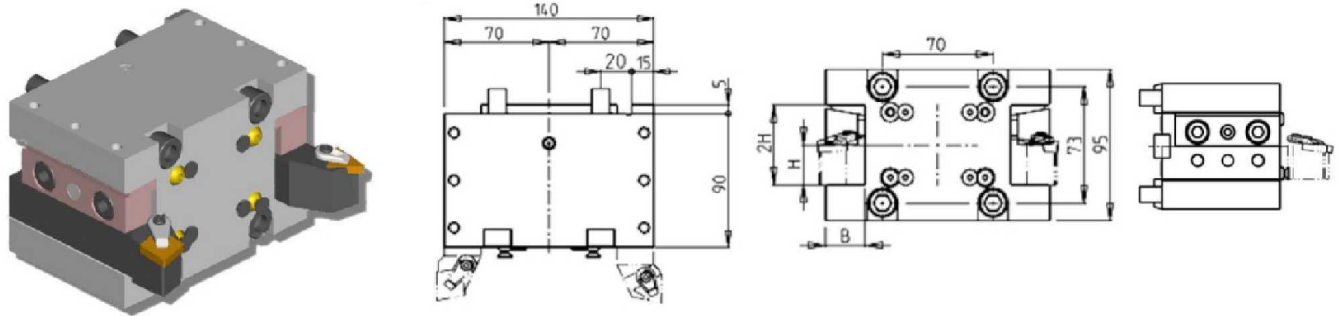


Part Number	Description	# of Tools	Dimensions	B	H
DWO 3652500	Radial Single Rear Set Static Tool Ø25mm	1	mm	25	25

(BMT65) HI-TECH 200/230 - HI-TECH 300/350 - HI-TECH 400/450 - T2 - CUTEX 240

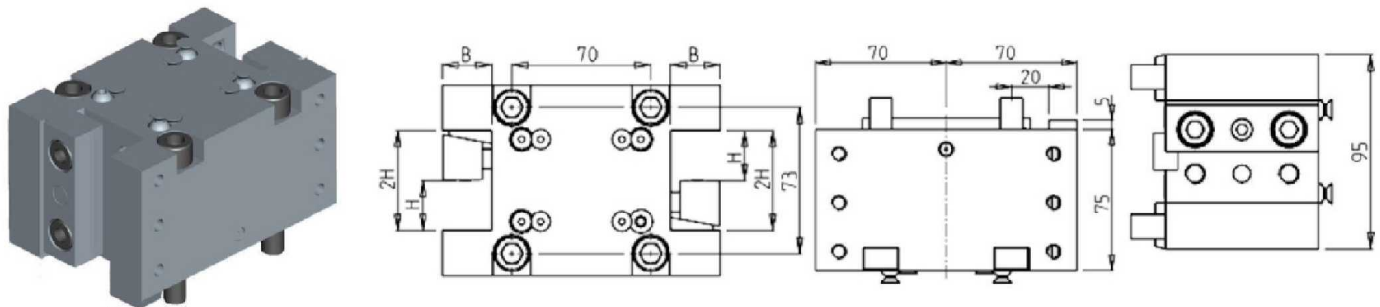
STATIC

RADIAL DOUBLE STATIC HOLDER



Part Number	Description	# of Tools	Reversible	Cool Thru	Ext Cool	Dimensions	B	H
DWO 0272540	Radial Double Static Tool : 1"	2	X		X	Inch	1"	1"
DWO 0272000	Radial Double Static Tool : 20mm	2	X		X	mm	20	20
DWO 0272500	Radial Double Static Tool : 25mm	2	X		X	mm	25	25
DWO 0272510	Radial Double Static Tool : 25mm Cool Thru	2	X	X	X	mm	25	25

RADIAL DOUBLE STATIC HOLDER H=75mm

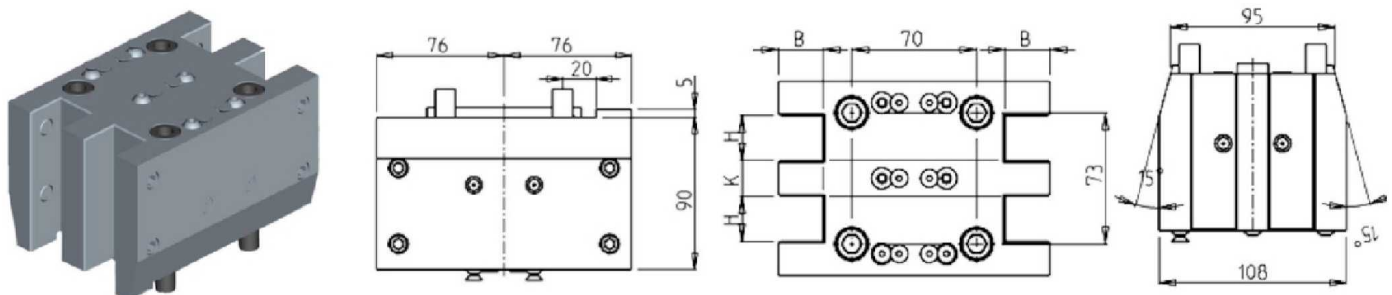


Part Number	Description	# of Tools	Reversible	Dimensions	B	H
DWO 0672000	Radial Double Static Tool 20mm H=75mm	2/4	X	mm	20	20
DWO 0672500	Radial Double Static Tool 25mm H=75mm	2/4	X	mm	25	25

RADIAL DOUBLE SIDE TWIN STATIC TOOL

THIS TOOL WILL ONLY FIT THE FOLLOWING MACHINE MODELS:

HI-TECH 230 - HI-TECH 350 - HI-TECH 450 - T2

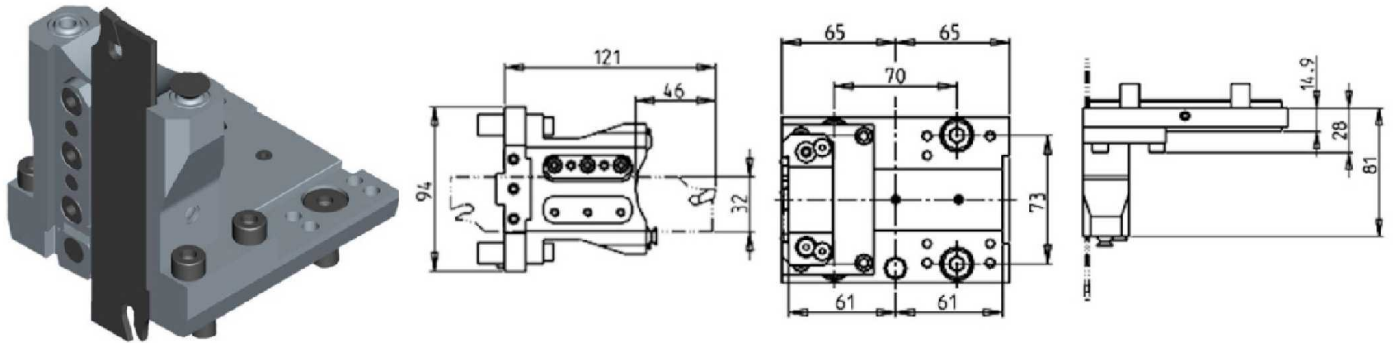


Part Number	Description	# of Tools	Reversible	Dimensions	H	K	B
DWO 0622540	Radial Double Side Twin Static Tool H=1"	4	X	Inch	1"	3/4"	1"
DWO 0622500	Radial Double Side Twin Static Tool H=25mm	4	X	mm	25	20	25

(BMT65) HI-TECH 200/230 - HI-TECH 300/350 - HI-TECH 400/450 - T2 - CUTEX 240

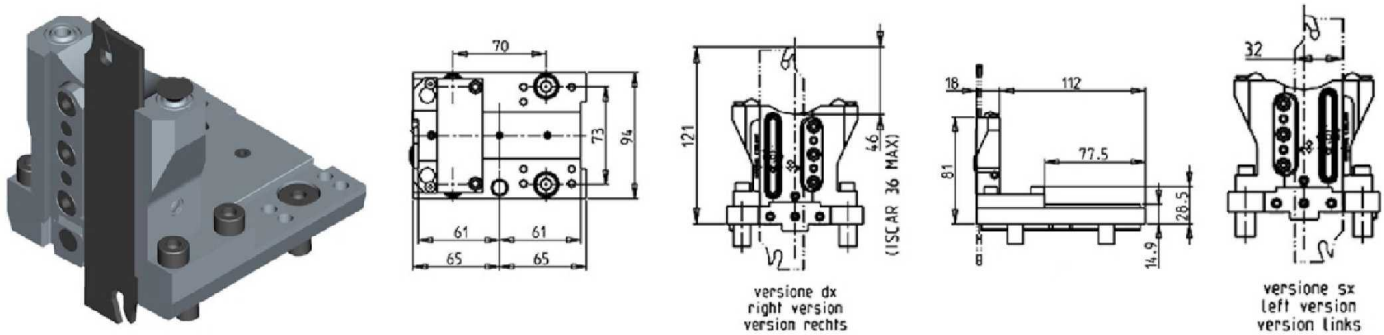
STATIC

RADIAL BLADE HOLDER WITH BLADE KIT



Part Number	Description	# of Tools	Reversible	Ext Cool
DWO 1410132	Radial Blade Holder with Blade Kit	1	X	X
BLADEKIT	Blade Kit: 1 Blade, 10 Inserts			

RADIAL BLADE HOLDER WITH INTERNAL COOLANT-BLADE KIT NOT INCLUDED

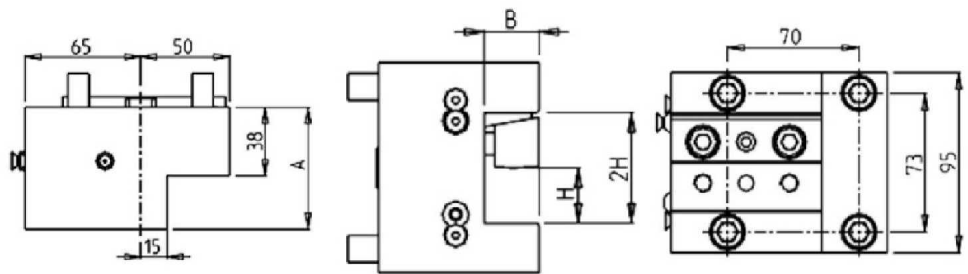



Part Number	Description	# of Tools	Reversible	Ext Cool	Cool Thru
DWO 1730132R	Radial Blade Holder with Cool Thru (Right Hand)	1	X	X	X
DWO 1730132L	Radial Blade Holder with Cool Thru (Left Hand)	1	X	X	X
COOL THRU BLADEKIT	Blade Kit: 1 Blade, 10 Inserts				

(BMT65) HI-TECH 200/230 - HI-TECH 300/350 - HI-TECH 400/450 - T2 - CUTEX 240

STATIC

AXIAL STATIC TOOL

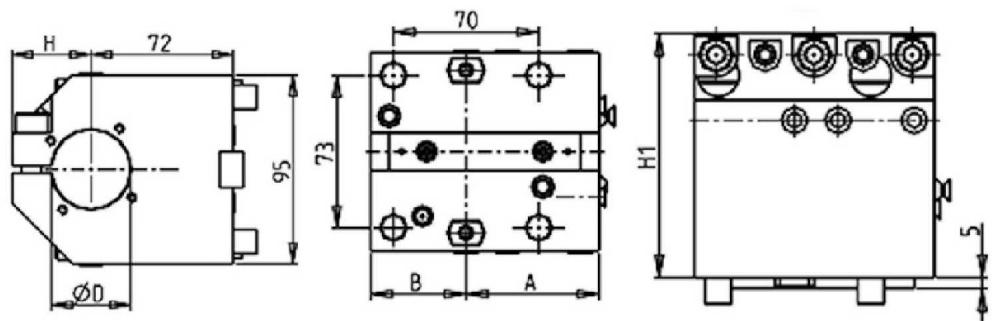



Part Number	Description	# of Tools	Reversible	Cool Thru	Ext Cool	Dimensions	A	B	H
DWO 1452540	Axial Static Tool 1"	1	X		X	Inch	68	1"	1"
DWO 1452500	Axial Static Tool 25mm	1	X		X	mm	68	25	25
DWO 3462510	Axial Static Tool 25mm Cool Thru	1	X	X	X	mm	90	25	25

AXIAL SINGLE BORING BAR HOLDER H=72mm

THIS TOOL WILL ONLY FIT THE FOLLOWING MACHINE MODELS:

HI-TECH 200/230 - HI-TECH 300/350 - HI-TECH 400/450 - CUTEX 240



Part Number	Description	# of Tools	Reversible	Cool Thru	Ext. Cool	Dim	D	A	B	H	H1
0833810	Axial Single BBH: 1-1/2"	1	X	X	X	Inch	1 1/2"	64	46	40	112
0835080	Axial Single BBH: 2"	1	X	X	X	Inch	2"	64	46	46.5	118
0832500	Axial Single BBH: 25mm	1	X	X	X	mm	25	55	55	33	105
0834000	Axial Single BBH: 40mm	1	X	X	X	mm	40	64	46	40	112
0835000	Axial Single BBH: 50mm	1	X	X	X	mm	50	64	46	46.5	118
KIT 1003004	Plug & Seal Kit for 1 1/2" BBH to Make Cool Thru										
KIT 1003006	Plug & Seal Kit for 25mm BBH to Make Cool Thru										
KIT 1003003	Plug & Seal Kit for 40mm BBH to Make Cool Thru										
KIT 1003002	Plug & Seal Kit for 50mm or 2" BBH to Make Cool Thru										

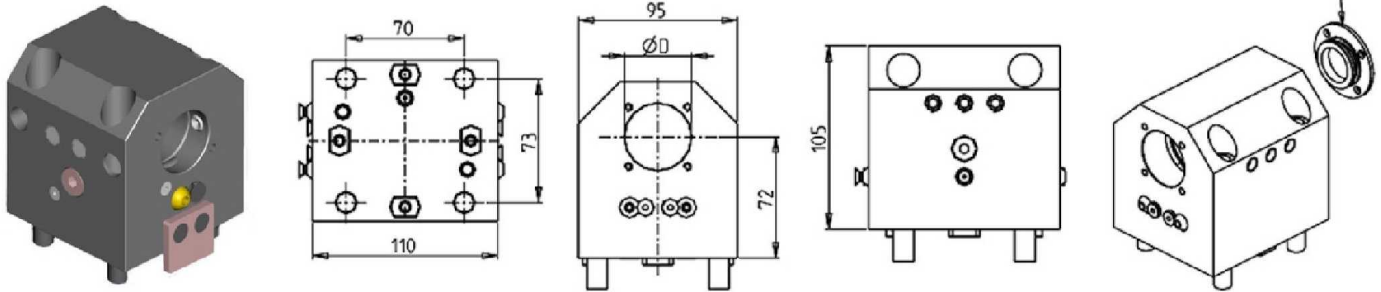
(BMT65) HI-TECH 200/230 - HI-TECH 300/350 - HI-TECH 400/450 - T2 - CUTEX 240

STATIC

AXIAL SINGLE BORING BAR HOLDER H=72mm

THIS TOOL WILL ONLY FIT THE FOLLOWING MACHINE MODELS:

HI-TECH 200/230 - HI-TECH 300/350 - HI-TECH 400/450 - CUTEX 240

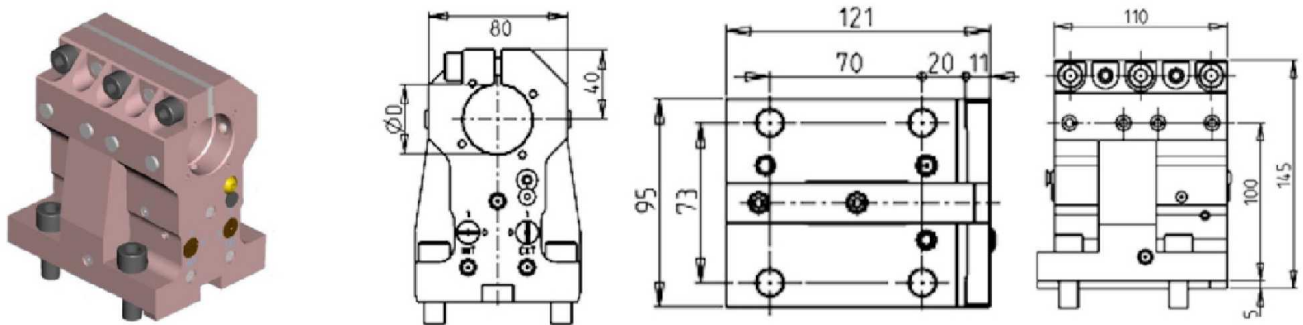


Part Number	Description	# of Tools	Reversible	Cool Thru	Ext Cool	Dimensions	D
DWO 2882500	Axial Single BBH: 25mm	1	X	X	X	mm	25
DWO 2884000	Axial Single BBH: 40mm	1	X	X	X	mm	40
KIT 1000006	Plug for 25mm or 1" BBH to Make Cool Thru						
KIT 1000003	Plug for 40mm BBH to Make Cool Thru						

AXIAL SINGLE BORING BAR HOLDER 40mm H=100mm

THIS TOOL WILL ONLY FIT THE FOLLOWING MACHINE MODELS:

T2



Part Number	Description	# of Tools	Reversible	Cool Thru	Ext. Cool	Dimensions	B
DWO 0204000	Axial Single BBH: 40mm, H=100mm	1	X	X	X	mm	40
KIT 1003003	Plug & Seal Kit for 40mm BBH to Make Cool Thru						

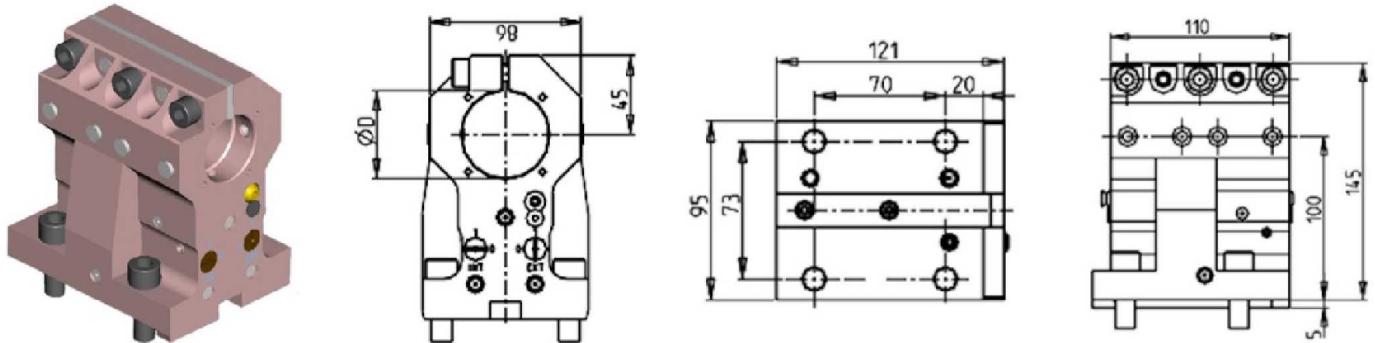
(BMT65) HI-TECH 200/230 - HI-TECH 300/350 - HI-TECH 400/450 - T2 - CUTEX 240

STATIC

AXIAL SINGLE BORING BAR HOLDER 50mm H=100mm

THIS TOOL WILL ONLY FIT THE FOLLOWING MACHINE MODELS:

T2

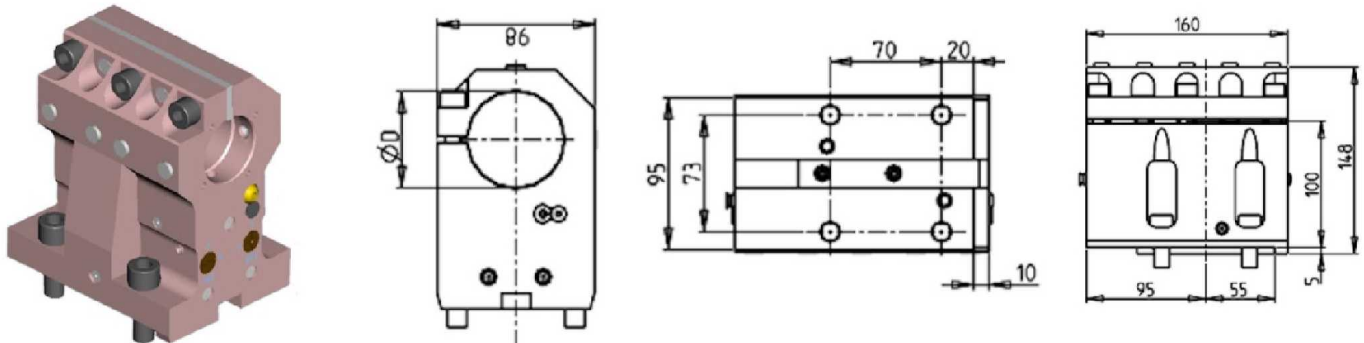


Part Number	Description	# of Tools	Reversible	Cool Thru	Ext Cool	Dimensions	D
DWO 0205000	Axial Single BBH: 50mm, H=100mm	1	X	X	X	mm	50
KIT 1003002	Plug & Seal Kit for 50mm BBH to Make Cool Thru						

AXIAL SINGLE BORING BAR HOLDER 60mm H=100mm

THIS TOOL WILL ONLY FIT THE FOLLOWING MACHINE MODELS:

T2



Part Number	Description	# of Tools	Reversible	Ext Cool	Dimensions	D
DWO 1446000	Axial Single BBH 60mm H=100	1	X	X	mm	60
KIT 1009025	Plug & Seal Kit for 60mm BBH to Make Cool Thru					

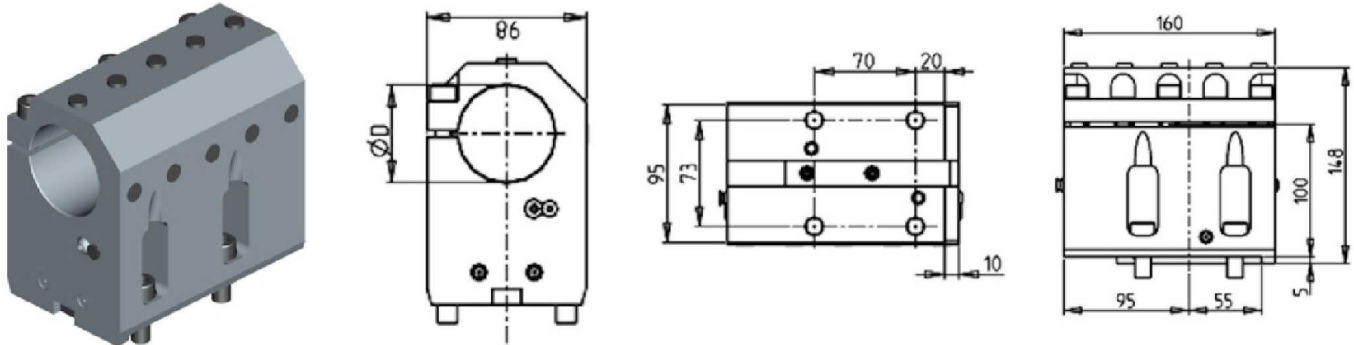
(BMT65) HI-TECH 200/230 - HI-TECH 300/350 - HI-TECH 400/450 - T2 - CUTEX 240

STATIC

AXIAL SINGLE BORING BAR HOLDER 60mm H=100mm

THIS TOOL WILL ONLY FIT THE FOLLOWING MACHINE MODELS:

T2

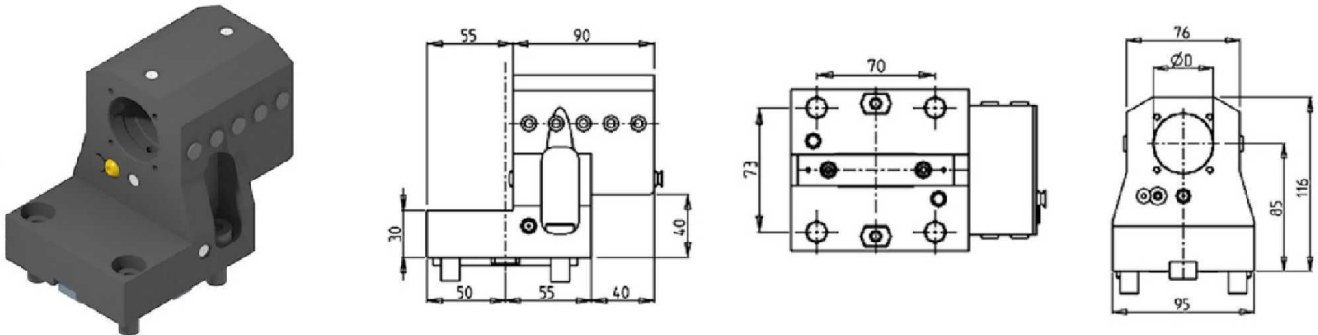


Part Number	Description	# of Tools	Reversible	Cool Thru	Dimensions	D
DWO 0746000	Axial Single BBH: 60mm	1	X	X	mm	60
KIT 1003025	Plug & Seal Kit for 60mm BBH to Make Cool Thru					

AXIAL REAR SET BORING BAR HOLDER H=85mm

THIS TOOL WILL ONLY FIT THE FOLLOWING MACHINE MODELS:

HI-TECH 230 - HI-TECH 300/350 - HI-TECH 400/450 - CUTEX 240

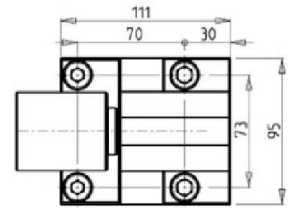
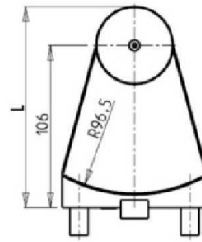
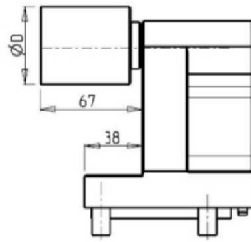



Part Number	Description	Reversible	Cool Thru	Ext Cool	Dimensions	D
DWO 3853810	Axial Rear Set BBH 1-1/2"	X	X	X	Inch	1-1/2"
DWO 3854000	Axial Rear Set BBH Ø40mm	X	X	X	mm	40
KIT 1000004	Plug for 1-1/2" BBH to Make Cool Thru					
KIT 1000003	Plug for 40mm BBH to Make Cool Thru					

(BMT65) HI-TECH 200/230 - HI-TECH 300/350 - HI-TECH 400/450 - T2 - CUTEX 240

STATIC

TAILSTOCK FOR SUBSPINDLE

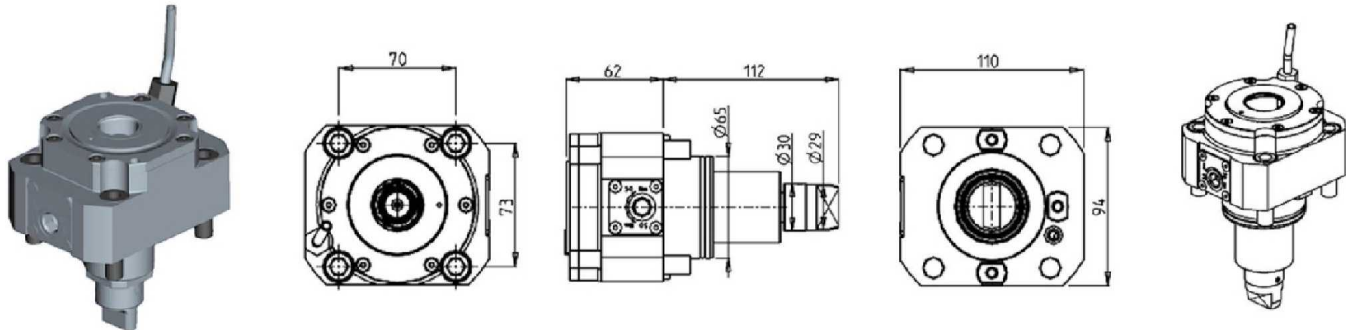


Part Number	Description	# of Tools	D	L
082020L	Tailstock for Sub Spindle 2"	1	2"	131.4
0820200	Tailstock for Sub Spindle 38mm	1	38	125
080003	Removable Tailstock Center			

(BMT65) HI-TECH 200/230 - HI-TECH 300/350 - HI-TECH 400/450 - T2 - CUTEX 240

DRIVEN

RADIAL DRIVEN TOOL CAPTO C4



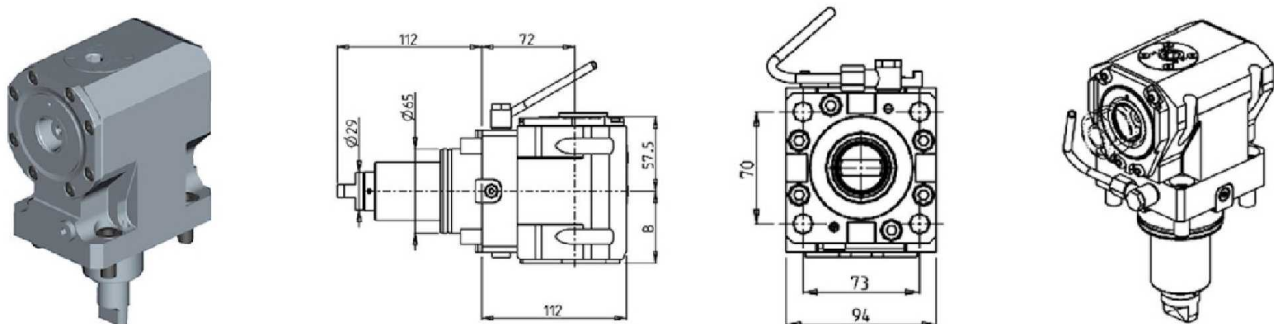
Part Number	Description	Size	I	RPM	Cool Thru	Ext Cool
DWO 3150140	Radial Driven Tool Capto C4	C4	1:1	6000		X
DWO 3150240	Radial Driven Tool Capto C4 Cool Thru	C4	1:1	6000	X	X

* Coolant Thru tools are designed for 1000 psi.
They require 5 Micron Filtration and **CANNOT** be run dry.

AXIAL DRIVEN TOOL CAPTO C4 H=72mm

THIS TOOL WILL ONLY FIT THE FOLLOWING MACHINE MODELS:

HI-TECH 200/230 - HI-TECH 300/350 - HI-TECH 400/450 - CUTEX 240



Part Number	Description	Size	I	RPM	Reversible	Cool Thru	Ext Cool	B
DWO 3080140	Axial Driven Tool Capto C4	C4	1:1	6000	X		X	55.5
DWO 3080240	Axial Driven Tool Capto C4 Cool Thru*	C4	1:1	6000	X	X	X	66.5

* Coolant Thru tools are designed for 1000 psi.
They require 5 Micron Filtration and **CANNOT** be run dry.

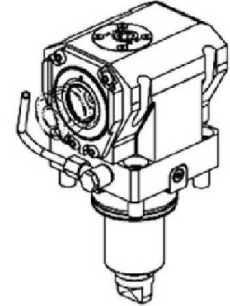
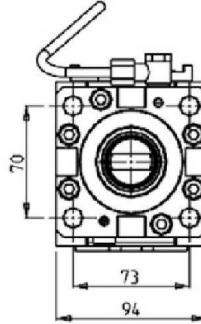
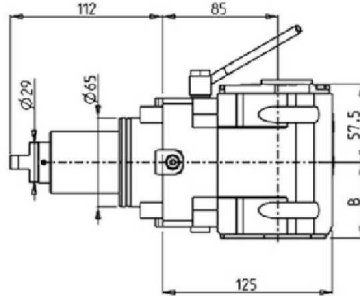
(BMT65) HI-TECH 200/230 - HI-TECH 300/350 - HI-TECH 400/450 - T2 - CUTEX 240

DRIVEN

AXIAL DRIVEN TOOL CAPTO C4 H=85mm

THIS TOOL WILL ONLY FIT THE FOLLOWING MACHINE MODELS:

HI-TECH 230 - HI-TECH 300/350 - HI-TECH 400/450 - CUTEX 240



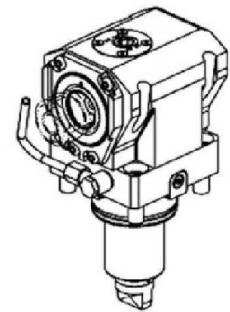
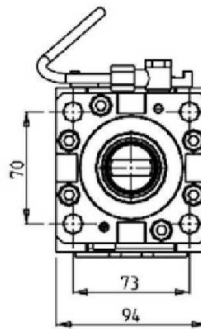
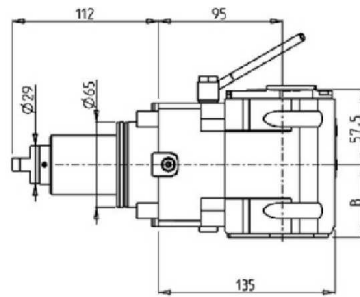

Part Number	Description	Size	I	RPM	Reversible	Cool Thru	Ext Cool	B
DWO 3110140	Axial Driven Tool Capto C4	C4	1:1	6000	X		X	55.5
DWO 3110240	Axial Driven Tool Capto C4 Cool Thru*	C4	1:1	6000	X	X	X	66.5

* Coolant Thru tools are designed for 1000 psi.
They require 5 Micron Filtration and **CANNOT** be run dry.

AXIAL DRIVEN TOOL CAPTO C4 H=95mm

THIS TOOL WILL ONLY FIT THE FOLLOWING MACHINE MODELS:

T2 - CUTEX 240



Part Number	Description	Size	I	RPM	Reversible	Cool Thru	Ext Cool	B
DWO 3120140	Axial Driven Tool Capto C4	C4	1:1	6000	X		X	55.5
DWO 3120240	Axial Driven Tool Capto C4 Cool Thru*	C4	1:1	6000	X	X	X	66.5

* Coolant Thru tools are designed for 1000 psi.
They require 5 Micron Filtration and **CANNOT** be run dry.

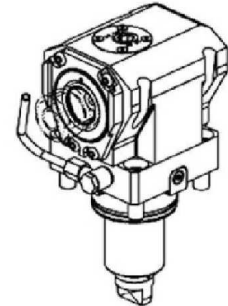
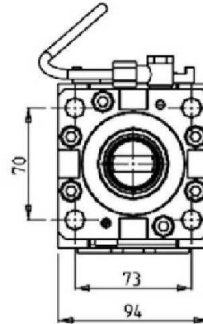
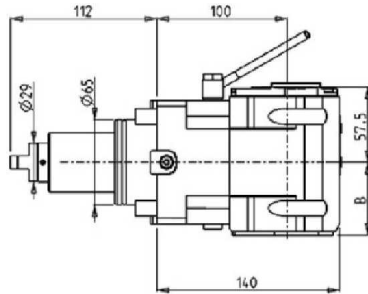

(BMT65) HI-TECH 200/230 - HI-TECH 300/350 - HI-TECH 400/450 - T2 - CUTEX 240

DRIVEN

AXIAL DRIVEN TOOL CAPTO C4 H=100mm

THIS TOOL WILL ONLY FIT THE FOLLOWING MACHINE MODELS:

T2 - CUTEX 240



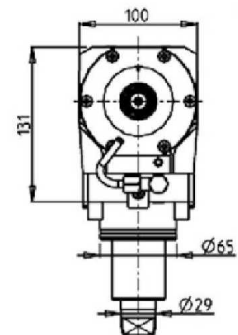
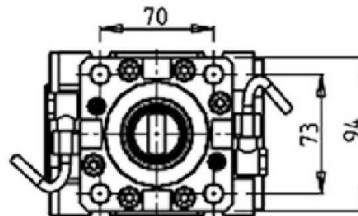
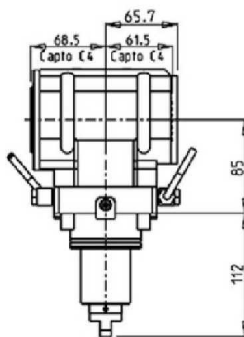
Part Number	Description	Size	I	RPM	Reversible	Cool Thru	Ext Cool	B
DWO 3130140	Axial Driven Tool Capto C4	C4	1:1	6000	X		X	55.5
DWO 3130240	Axial Driven Tool Capto C4 Cool Thru*	C4	1:1	6000	X	X	X	66.5

* Coolant Thru tools are designed for 1000 psi. They require 5 Micron Filtration and **CANNOT** be run dry.

AXIAL OPPOSITE FACE TWIN DRIVEN TOOL CAPTO C4 H=85mm

THIS TOOL WILL ONLY FIT THE FOLLOWING MACHINE MODELS:

HI-TECH 230 - HI-TECH 300/350 - HI-TECH 400/450 - CUTEX 240



Part Number	Description	Size	I	RPM	Reversible	Ext Cool
DWO 3140240	Axial Opposite Face Twin Capto C4+C4	C4+C4	1:1	6000	X	X

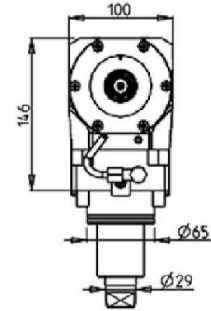
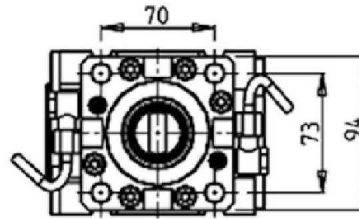
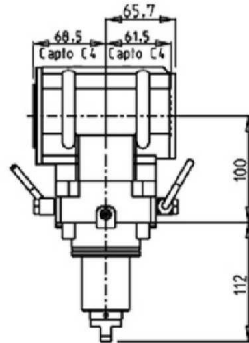
(BMT65) HI-TECH 200/230 - HI-TECH 300/350 - HI-TECH 400/450 - T2 - CUTEX 240

DRIVEN

AXIAL OPPOSITE FACE TWIN DRIVEN TOOL CAPTO C4 H=100mm

THIS TOOL WILL ONLY FIT THE FOLLOWING MACHINE MODELS:

T2 - CUTEX 240

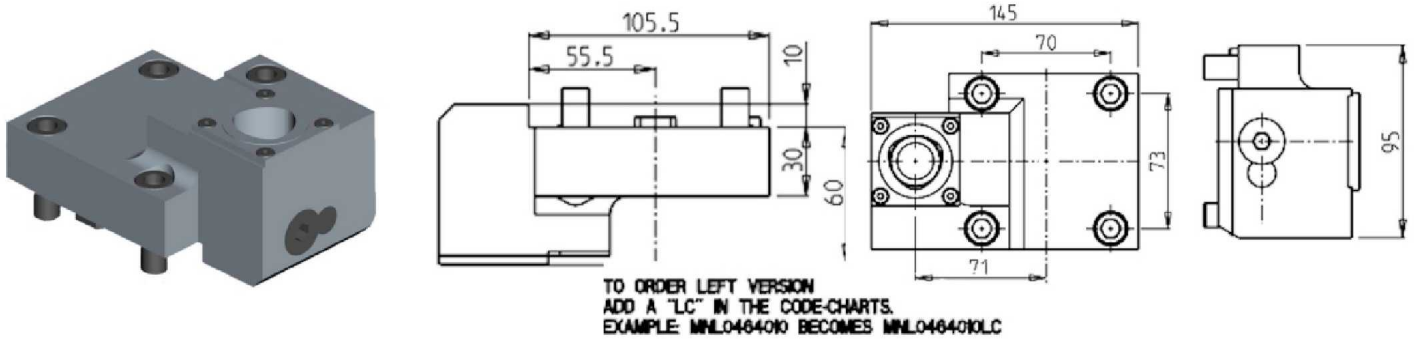


Part Number	Description	Size	I	RPM	Reversible	Ext Cool
DWO 3770240	Axial Opposite Face Twin Capto C4+C4	C4+C4	1:1	6000	X	X

(BMT65) HI-TECH 200/230 - HI-TECH 300/350 - HI-TECH 400/450 - T2 - CUTEX 240

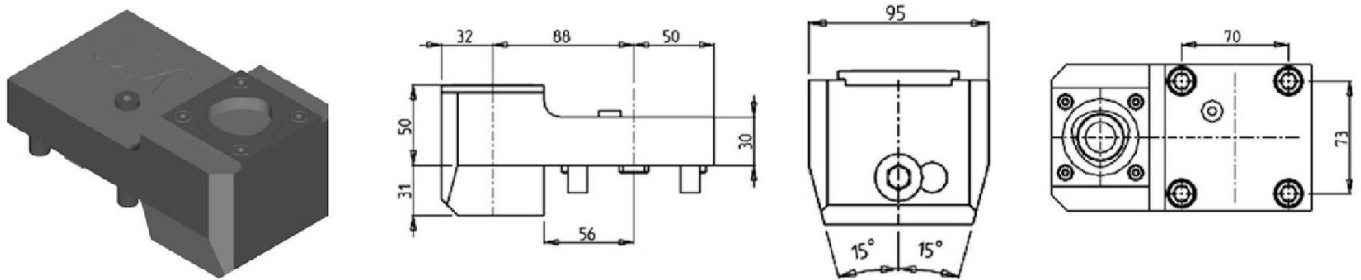
STATIC

RADIAL SINGLE REAR-SET STATIC TOOL CAPTO C4



Part Number	Description	# of Tools	Reversible	Size	Cool Thru
DWO 1384010	Radial Rear-Set Static Capto C4 Right Hand	1	X	C4	X
DWO 1384010LC	Radial Rear-Set Static Capto C4 Left Hand	1	X	C4	X

RADIAL SINGLE REAR-SET STATIC TOOL CAPTO C5

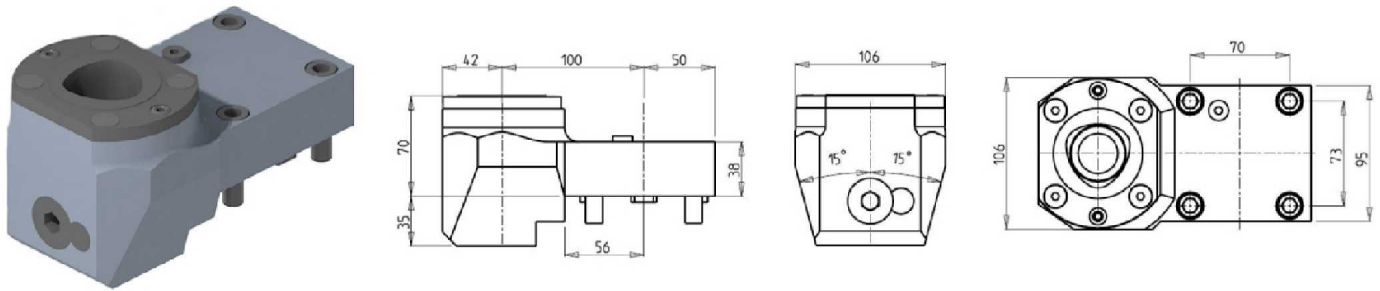


Part Number	Description	# of Tools	Cool Thru	Ext Cool	Reversible	Size
DWO 3505010	Radial Single Rear-Set Capto C5 Right Hand	1	X	X	X	C5
DWO 3505010LC	Radial Single Rear-Set Capto C5 Left Hand	1	X	X	X	C5

(BMT65) HI-TECH 200/230 - HI-TECH 300/350 - HI-TECH 400/450 - T2 - CUTEX 240

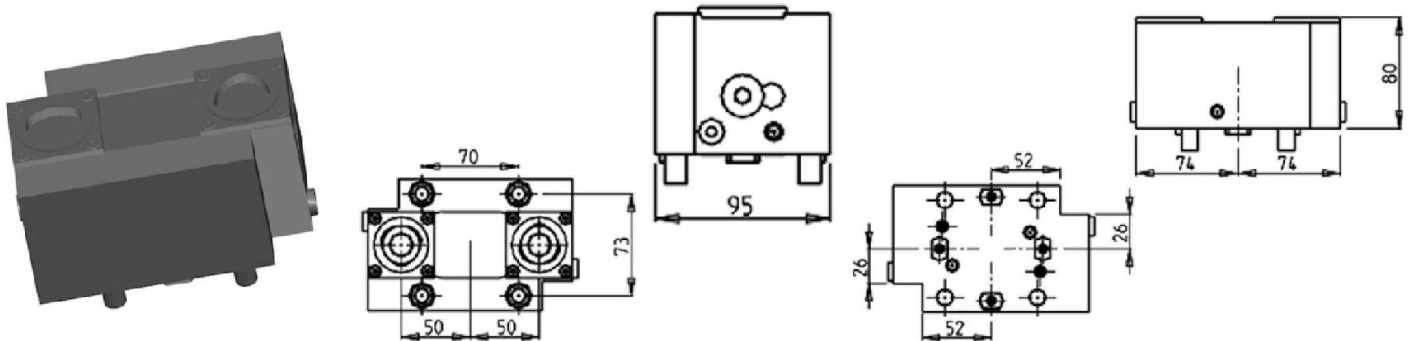
STATIC

RADIAL SINGLE REAR-SET STATIC TOOL CAPTO C6



Part Number	Description	# of Tools	Cool Thru	Ext Cool	Reversible	Size
DWO 3176010	Radial Single Rear-Set Capto C6 Right Hand	1	X	X	X	C6
DWO 3176010LC	Radial Single Rear-Set Capto C6 Left Hand	1	X	X	X	C6

RADIAL DOUBLE STATIC TOOL CAPTO C4



Part Number	Description	# of Tools	Cool Thru	Ext Cool	Reversible	Size
DWO 3424020	Radial Double Static Capto C4 Right Hand	1+1	X	X	X	C4
DWO 3424020LC	Radial Double Static Capto C4 Left Hand	1+1	X	X	X	C4

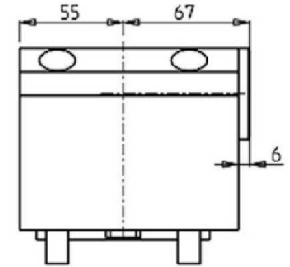
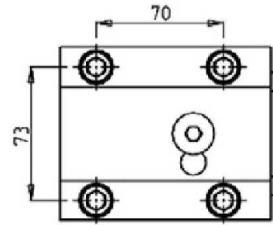
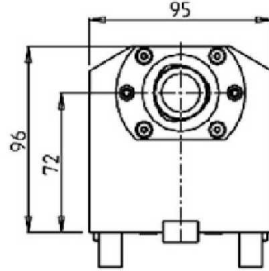
(BMT65) HI-TECH 200/230 - HI-TECH 300/350 - HI-TECH 400/450 - T2 - CUTEX 240

STATIC

AXIAL SINGLE STATIC TOOL CAPTO C4

THIS TOOL WILL ONLY FIT THE FOLLOWING MACHINE MODELS:

HI-TECH 200/230 - HI-TECH 300/350 - HI-TECH 400/450 - CUTEX 240

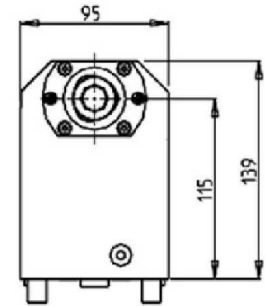
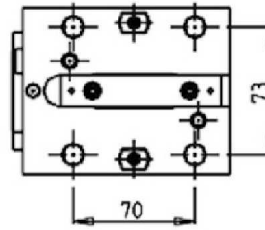
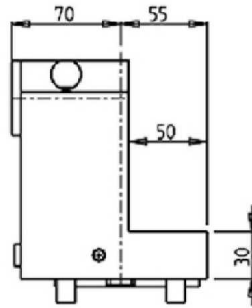



Part Number	Description	# of Tools	Cool Thru	Reversible	Size
DWO 2644010	Axial Single Static Tool Capto C4 Right Hand	1	X	X	C4
DWO 2644010LC	Axial Single Static Tool Capto C4 Left Hand	1	X	X	C4

AXIAL SINGLE STATIC TOOL CAPTO C4

THIS TOOL WILL ONLY FIT THE FOLLOWING MACHINE MODELS:

T2



Part Number	Description	# of Tools	Cool Thru	Ext Cool	Reversible	Size
DWO 3414010	Axial Single Static Capto C4 Right Hand	1	X	X	X	C4
DWO 3414010LC	Axial Single Static Capto C4 Left Hand	1	X	X	X	C4

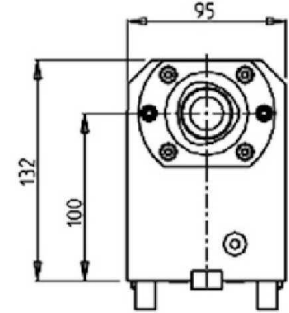
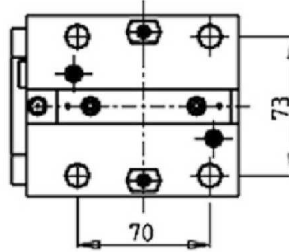
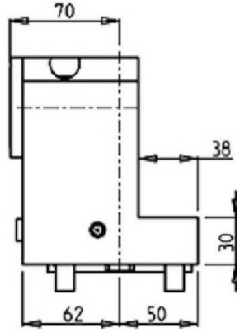

(BMT65) HI-TECH 200/230 - HI-TECH 300/350 - HI-TECH 400/450 - T2 - CUTEX 240

STATIC

AXIAL SINGLE STATIC TOOL CAPTO C5

THIS TOOL WILL ONLY FIT THE FOLLOWING MACHINE MODELS:

T2

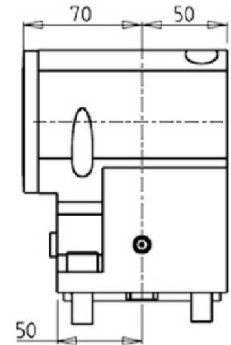
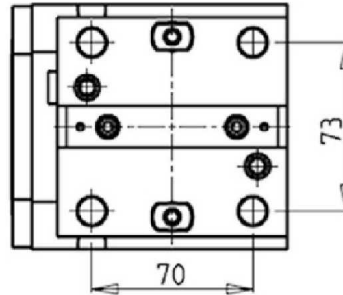
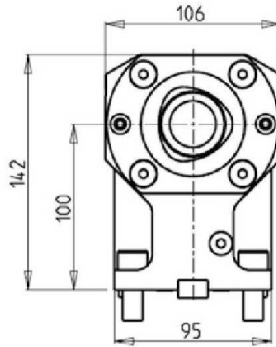


Part Number	Description	# of Tools	Cool Thru	Ext Cool	Reversible	Size
DWO 3515010	Axial Single Static Capto C5 Right Hand	1	X	X	X	C5
DWO 3515010LC	Axial Single Static Capto C5 Left Hand	1	X	X	X	C5

AXIAL SINGLE STATIC TOOL CAPTO C6

THIS TOOL WILL ONLY FIT THE FOLLOWING MACHINE MODELS:

T2



Part Number	Description	# of Tools	Cool Thru	Ext Cool	Reversible	Size
DWO 3166010	Axial Single Static Tool Capto C6 Right Hand	1	X	X	X	C6
DWO 3166010LC	Axial Single Static Tool Capto C6 Left Hand	1	X	X	X	C6

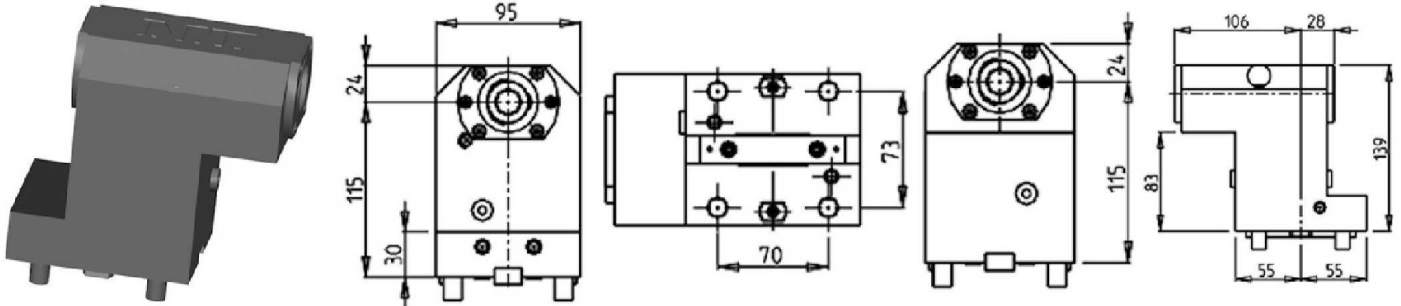
(BMT65) HI-TECH 200/230 - HI-TECH 300/350 - HI-TECH 400/450 - T2 - CUTEX 240

STATIC

AXIAL OPPOSITE FACE REAR-SET TWIN STATIC TOOL CAPTO C4

THIS TOOL WILL ONLY FIT THE FOLLOWING MACHINE MODELS:

T2 - CUTEX 240


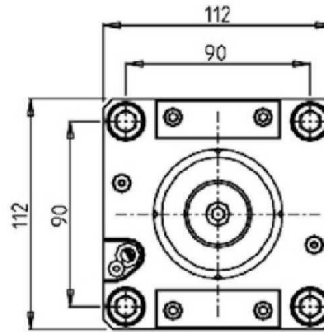
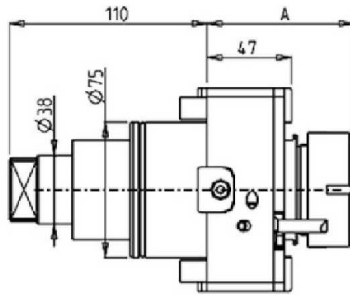



Part Number	Description	# of Tools	Cool Thru	Ext Cool	Reversible	Size
DWO 3404020	Axial Opposite Face Capto C4 Right Hand	1+1	X	X	X	C4
DWO 3404020LC	Axial Opposite Face Capto C4 Left Hand	1+1	X	X	X	C4

(BMT75) HI-TECH 550 - HI-TECH 700 MC - VT 550/650 MC

DRIVEN

RADIAL DRIVEN TOOL

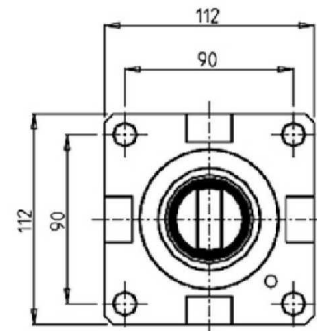
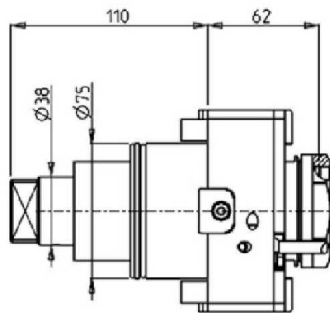


Part Number	Description	Spindle	I	RPM	Cool Thru	Ext Cool	A
DWO 1560332	Radial ERA32	ERA32	1:1	6000		X	50
DWO 1560432	Radial ERA32 Cool Thru*	ERA32	1:1	6000	30 BAR	X	50
DWO 1560140	Radial ER40	ER40	1:1	6000		X	81.7
DWO 3390240	Radial ER40 Cool Thru*	ER40	1:1	6000	70 BAR	X	91.7

* Coolant Thru tools are designed for 400/1000 psi.
They require 5 Micron Filtration and **CANNOT** be run dry.
30 BAR=400 PSI 70 BAR=1000 PSI

QUICK CHANGE RADIAL MTSK-50 DRIVEN TOOL

See Accessories for MTSK Quick Change Adaptors



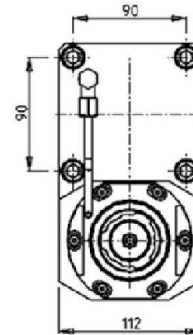
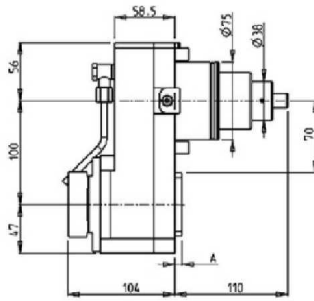

Part Number	Description	Spindle	I	RPM	Cool Thru	Ext Cool
DWO 2130150	Radial MTSK-50	MTSK-50	1:1	6000		X
DWO 2130250	Radial MTSK-50 Cool Thru*	MTSK-50	1:1	6000	X	X

*Coolant Thru tools are designed for 400 psi MAX.
They require 5 Micron Filtration and **CANNOT** be run dry.

(BMT75) HI-TECH 550 - HI-TECH 700 MC - VT 550/650 MC

DRIVEN

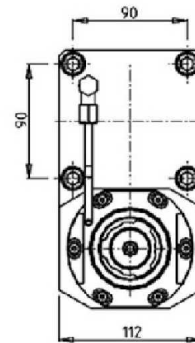
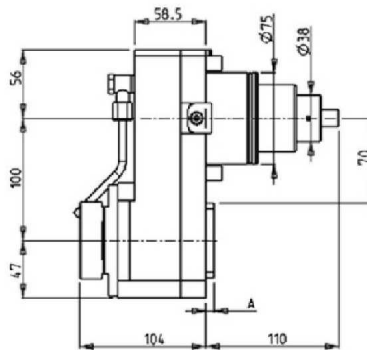

RADIAL DRIVEN TOOL RE-DIRECTED IN Z BY 100mm



Part Number	Description	Spindle	I	RPM	Cool Thru	Ext Cool	A
DWO 1991140	Radial ERA40 Re-Directed in Z by 100mm	ERA40	1:1	6000		X	7
DWO 1992240	Radial ERA40 Re-Directed in Z by 100mm Cool Thru*	ERA40	1:1	6000	X	X	18

* Coolant Thru tools are designed for 1000 psi.
They require 5 Micron Filtration and **CANNOT** be run dry.

RADIAL GEARED-DOWN 2:1 DRIVEN TOOL RE-DIRECTED IN Z BY 100mm



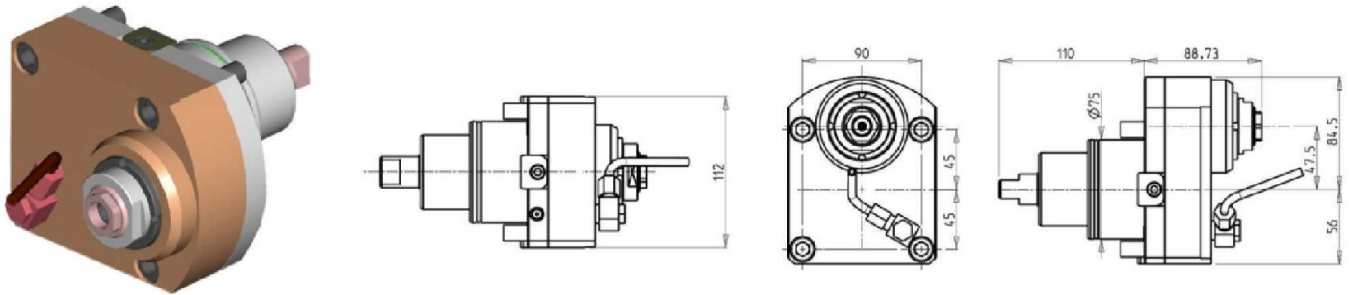
Part Number	Description	Spindle	I	RPM	Cool Thru	Ext Cool	A
DWO 1992140	Radial ERA40 Geared-Down Re-Directed in Z by 100mm	ERA40	2:1	3000		X	7
DWO 1994240	Radial ERA40 Geared-Down Re-Directed in Z by 100mm Cool Thru*	ERA40	2:1	3000	X	X	18

* Coolant Thru tools are designed for 1000 psi.
They require 5 Micron Filtration and **CANNOT** be run dry.

(BMT75) HI-TECH 550 - HI-TECH 700 MC - VT 550/650 MC

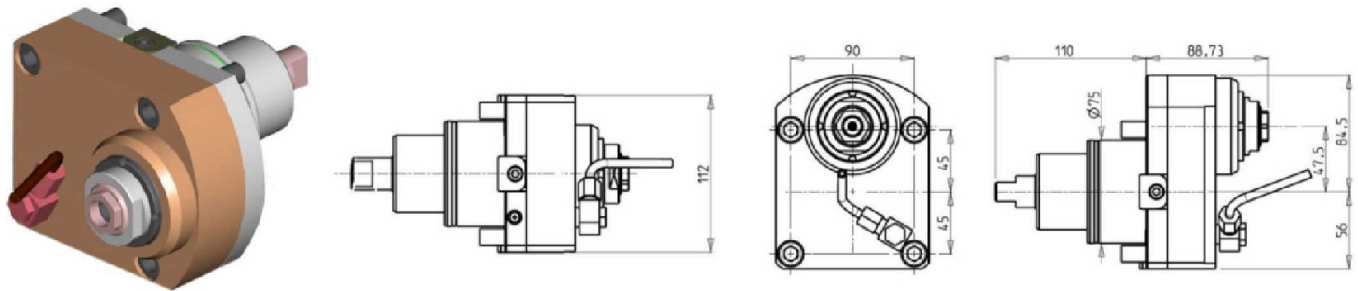
DRIVEN

RADIAL RE-DIRECTED DRIVEN TOOL IN Z BY 47.5mm



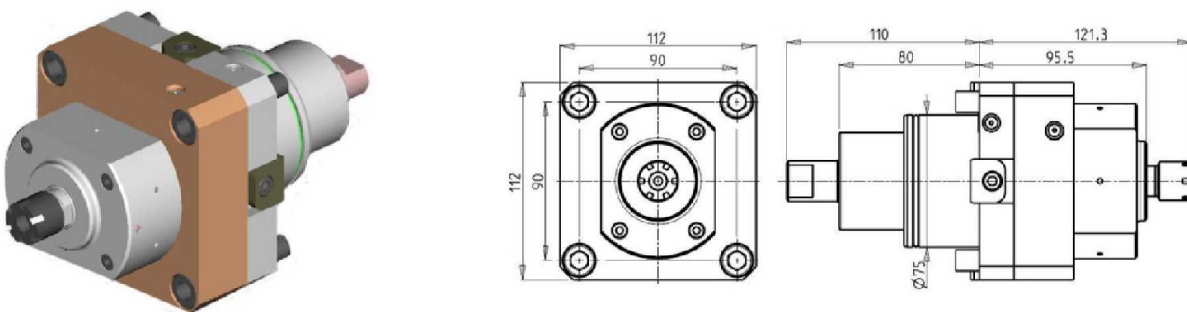
Part Number	Description	Reversible	Spindle	I	RPM	Ext. Cool
DWO 0430120	Radial Re-Directed Driven Tool	X	ERA20	1:1	6000	X

RADIAL GEARED-UP 1:2 DRIVEN TOOL RE-DIRECTED IN Z BY 47.5mm



Part Number	Description	Reversible	Spindle	I	RPM	Ext. Cool
DWO 0430220	Geared-Up Re-Directed Driven Tool ERA20	X	ERA20	1:2	12000	X

RADIAL GEARED-UP 1:4 DRIVEN TOOL



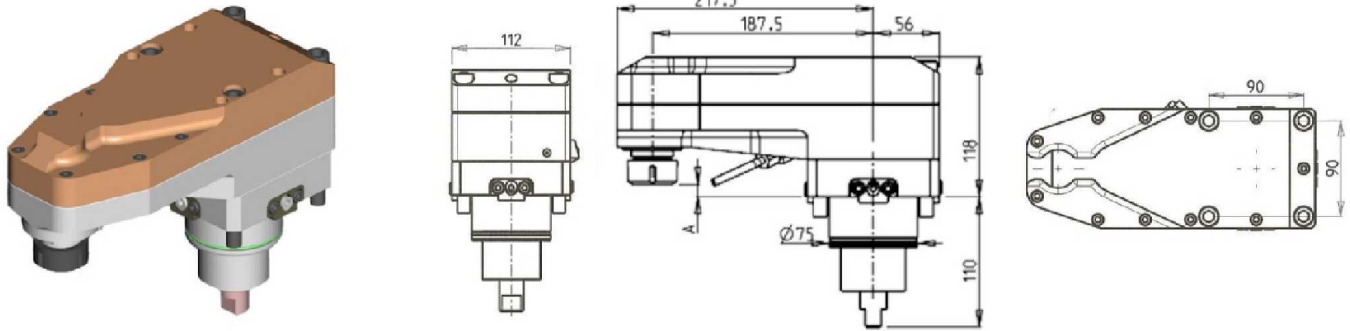
Part Number	Description	Spindle	I	RPM	Cool Thru
DWO 0450116	Radial Geared-Up 1:4 ER16	ER16	1:4	12000	X

*Coolant Thru tools are designed for 400 psi MAX.
They require 5 Micron Filtration and **CANNOT** be run dry.

(BMT75) HI-TECH 550 - HI-TECH 700 MC - VT 550/650 MC

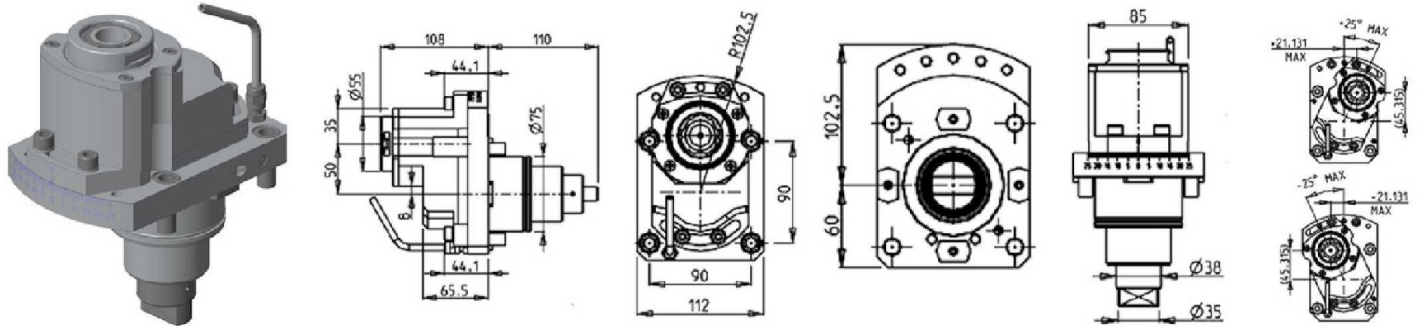
DRIVEN

RADIAL INVERTED DRIVEN TOOL RE-DIRECTED IN Z BY 187.5mm



Part Number	Description	Spindle	I	RPM	Ext. Cool	A
0841225	Radial Inverted Driven Tool in Z	ER25	1:2	8000	X	8.84
0841232	Radial Inverted Driven Tool in Z	ER32	1:2	8000	X	3.66

RADIAL ±25° ADJUSTABLE ANGLE DRIVEN TOOL RE-DIRECTED BY 50mm



Part Number	Description	Spindle	I	RPM	Reversible	Ext Cool
DWO 2980332	Radial ±25° Adjustable Angle ERA32	ERA32	1:1	6000	X	X

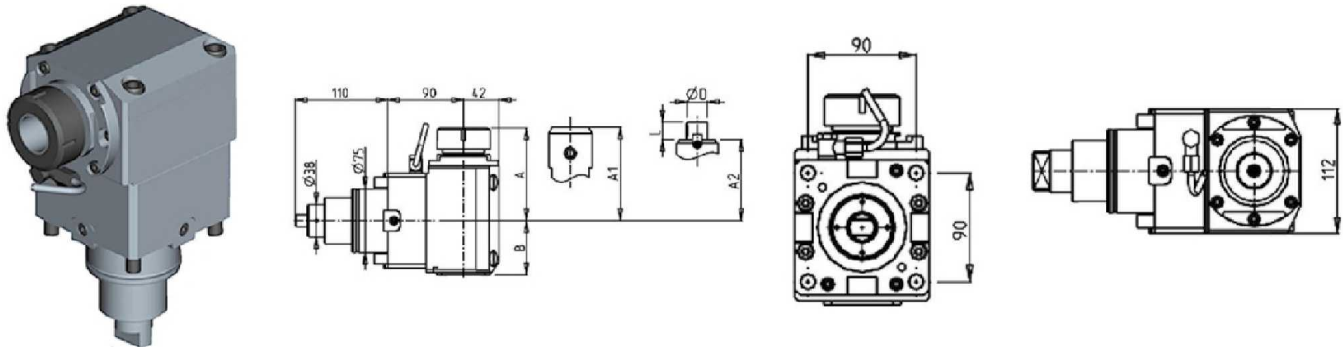
(BMT75) HI-TECH 550 - HI-TECH 700 MC - VT 550/650 MC

DRIVEN

AXIAL REINFORCED DRIVEN TOOL H=90mm

THIS TOOL WILL ONLY FIT THE FOLLOWING MACHINE MODELS:

HI-TECH 550



Part Number	Description	Spindle	I	RPM	Cool Thru	Ext. Cool	A	A1	A2	B	D	L
DWO 0650140	Axial ER40 Reinforced	ER40	1:1	6000		X	109.7			64		
DWO 0650240	Axial ER40 Reinforced Cool Thru*	ER40	1:1	6000	X	X	109.7			76.5		
DWO 0650725	Axial Reinforced Weldon25	Weldon25	1:1	6000		X		109.5		64		
DWO 0650825	Axial Reinforced Weldon25 Cool Thru*	Weldon25	1:1	6000	X	X		109.5		76.5		
DWO 0650522	Axial Reinforced Mill Head Ø22x19	22x19	1:1	6000		X			89	64	22	19

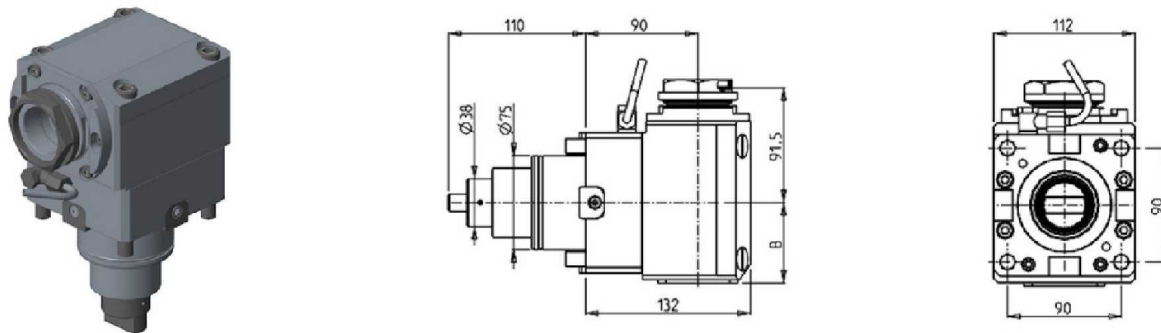
* Coolant Thru tools are designed for 1000 psi.
They require 5 Micron Filtration and **CANNOT** be run dry.

QUICK CHANGE AXIAL MTSK-50 REINFORCED DRIVEN TOOL H=90mm

THIS TOOL WILL ONLY FIT THE FOLLOWING MACHINE MODELS:

HI-TECH 550

See Accessories for MTSK Quick Change Adaptors



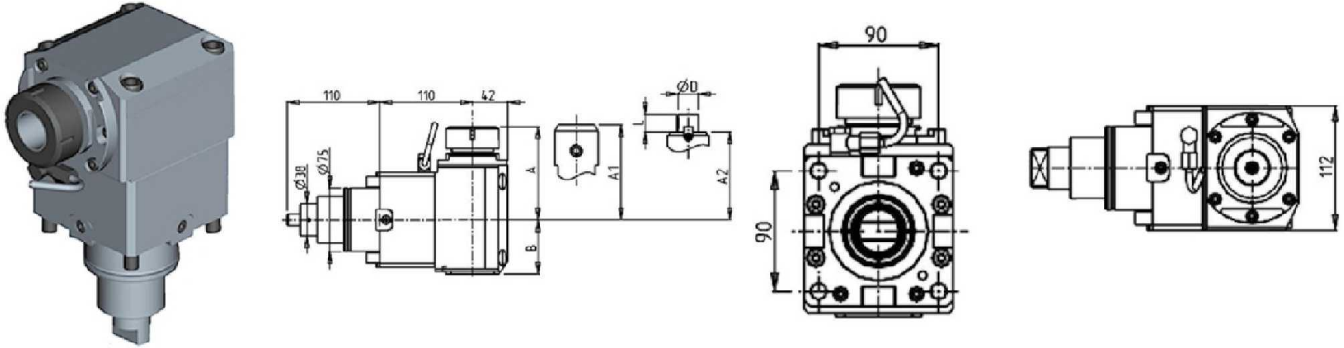
Part Number	Description	Spindle	I	RPM	Reversible	Cool Thru	Ext Cool	B
DWO 2150150	Axial Reinforced MTSK-50	MTSK-50	1:1	6000	X		X	64
DWO 2150250	Axial Reinforced MTSK-50 Cool Thru*	MTSK-50	1:1	6000	X	X	X	76.5

* Coolant Thru tools are designed for 1000 psi.
They require 5 Micron Filtration and **CANNOT** be run dry.

(BMT75) HI-TECH 550 - HI-TECH 700 MC - VT 550/650 MC

DRIVEN

AXIAL REINFORCED DRIVEN TOOL H=110mm

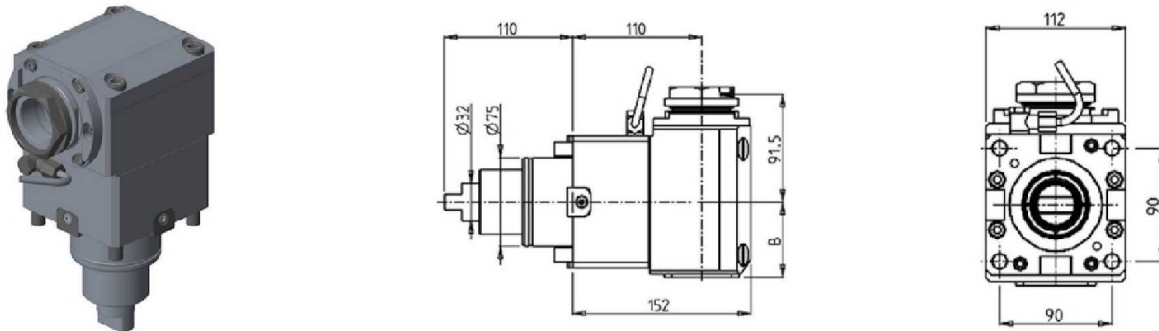


Part Number	Description	Spindle	I	RPM	Cool Thru	Ext. Cool	A	A1	A2	B	D	L
DWO 1340140	Axial ER40 Reinforced	ER40	1:1	6000		X	109.7			64		
DWO 1340240	Axial ER40 Reinforced Cool Thru*	ER40	1:1	6000	X	X	109.7			76.5		
DWO 1340725	Axial Reinforced Weldon25	Weldon25	1:1	6000		X		109.5		64		
DWO 1340825	Axial Reinforced Weldon25 Cool Thru*	Weldon25	1:1	6000	X	X		109.5		76.5		
DWO 1340522	Axial Reinforced Mill Head Ø22x19	22x19	1:1	6000		X			89	64	22	19

* Coolant Thru tools are designed for 1000 psi.
They require 5 Micron Filtration and **CANNOT** be run dry.

QUICK CHANGE AXIAL MTSK-50 REINFORCED DRIVEN TOOL H=110mm

See Accessories for MTSK Quick Change Adaptors



Part Number	Description	Spindle	I	RPM	Reversible	Cool Thru	Ext Cool	B
DWO 2160150	Axial Reinforced MTSK-50	MTSK-50	1:1	6000	X		X	64
DWO 2160250	Axial Reinforced MTSK-50 Cool Thru*	MTSK-50	1:1	6000	X	X	X	76.5

* Coolant Thru tools are designed for 1000 psi.
They require 5 Micron Filtration and **CANNOT** be run dry.

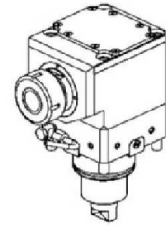
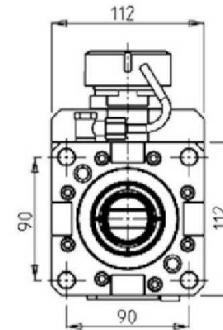
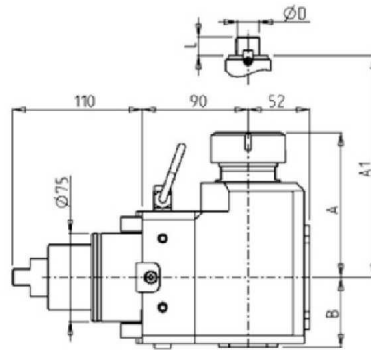
(BMT75) HI-TECH 550 - HI-TECH 700 MC - VT 550/650 MC

DRIVEN

AXIAL GEARED-DOWN 2:1 DRIVEN TOOL H=90mm

THIS TOOL WILL ONLY FIT THE FOLLOWING MACHINE MODELS:

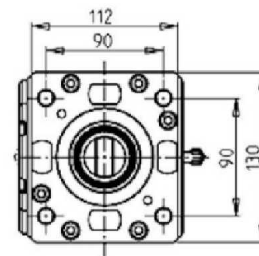
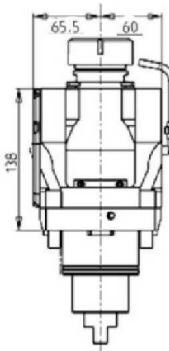
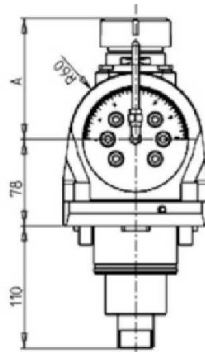
HI-TECH 550



Part Number	Description	Spindle	Reversible	I	RPM	Cool Thru	Ext. Cool	A	A1	B	D	L
DWO 1370140	Axial Geared-Down H=90mm	ER40	X	2:1	3000		X	122.66		59		
DWO 1370240	Axial Geared-Down H=90mm Cool Thru*	ER40	X	2:1	3000	X	X	122.66		70		
DWO 1372733	Axial Geared-Down Mill Head	27x33	X	2:1	3000		X		92.5	59	27	33

* Coolant Thru tools are designed for 1000 psi.
They require 5 Micron Filtration and **CANNOT** be run dry.

0-180 ADJUSTABLE ANGLE DRIVEN TOOL



Part Number	Description	Spindle	I	RPM	Cool Thru	Ext. Cool	A
DWO 0820332	0-180 Adj. Angle ERA32	ERA32	1:1	6000		X	81
DWO 0820432	0-180 Adj. Angle ERA32 Cool Thru*	ERA32	1:1	6000	X	X	81
DWO 0820140	0-180 Adj. Angle ER40	ER40	1:1	6000		X	108.66
DWO 0820240	0-180 Adj. Angle ER40 Cool Thru*	ER40	1:1	6000	X	X	108.66

* Coolant Thru tools are designed for 1000 psi.
They require 5 Micron Filtration and **CANNOT** be run dry.

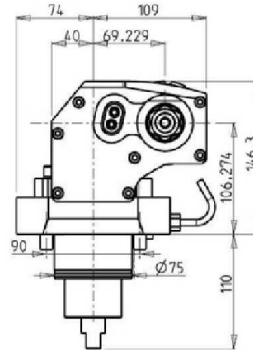
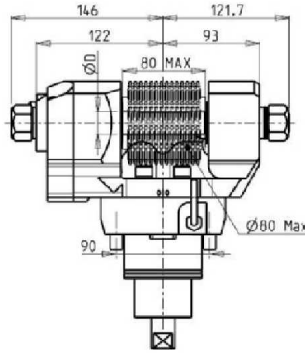

Note :

Wrenches are provided with the purchase of Specialty Toolholders

(BMT75) HI-TECH 550 - HI-TECH 700 MC - VT 550/650 MC

DRIVEN

GEAR HOBBER- REINFORCED



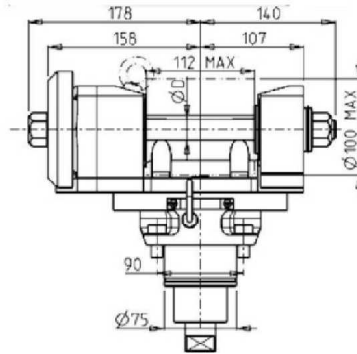
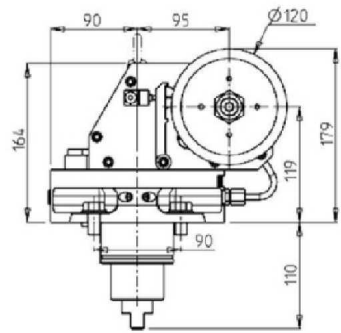

Part Number	Description	Reversible	I	RPM	Ext. Cool	D mm	D Inch
DWO 0251100	Gear Hobbing Tool	X	1:1	6000	X	16-22-27-32	3/4"-1"-1 1/4"
DWO 0252100	Gear Hobbing Tool Geared Down	X	2:1	3000	X	16-22-27-32	3/4"-1"-1 1/4"

Note : Wrenches are provided with the purchase of Specialty Toolholders

GEAR HOBBER - LARGE SIZE

THIS TOOL WILL ONLY FIT THE FOLLOWING MACHINE MODELS:

HI-TECH 550 - HIGH-TECH 700 MC



Part Number	Description	I	RPM	Ext. Cool	D (mm)
DWO 0811100	Gear Hobber- Large Size	1:1	6000	X	22-27-32
DWO 0812100	Gear Hobber- Large Size 2:1	2:1	3000	X	22-27-32

Note : Wrenches are provided with the purchase of Specialty Toolholders

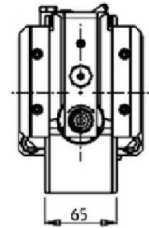
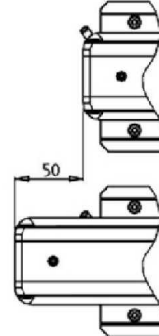
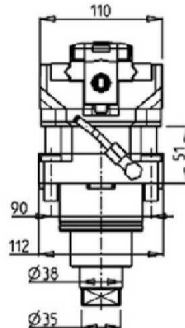
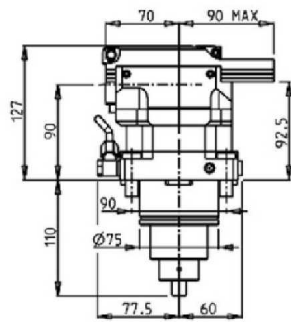
(BMT75) HI-TECH 550 - HI-TECH 700 MC - VT 550/650 MC

DRIVEN

BROACHING/SLOTING TOOL 50mm STROKE H=90mm

THIS TOOL WILL ONLY FIT THE FOLLOWING MACHINE MODELS:

HI-TECH 550

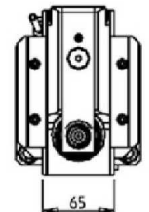
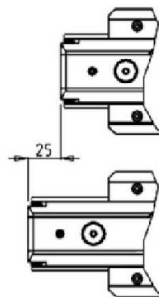
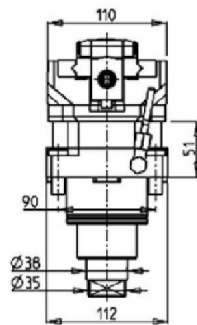
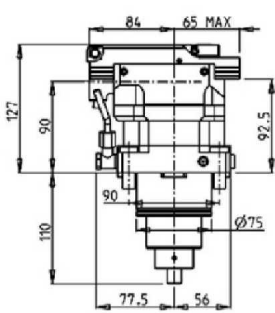


Part Number	Description	I	MAX RPM	Reversible	Ext Cool
DWO 1980100	Broaching/Slotting Tool 50mm Stroke H=90mm	4:1	2000	X	X

BROACHING/SLOTING TOOL 25mm STROKE H=90mm

THIS TOOL WILL ONLY FIT THE FOLLOWING MACHINE MODELS:

HI-TECH 550



Part Number	Description	I	MAX RPM	Reversible	Ext Cool
DWO 1980200	Broaching/Slotting Tool 25mm Stroke H=90mm	4:1	2400	X	X

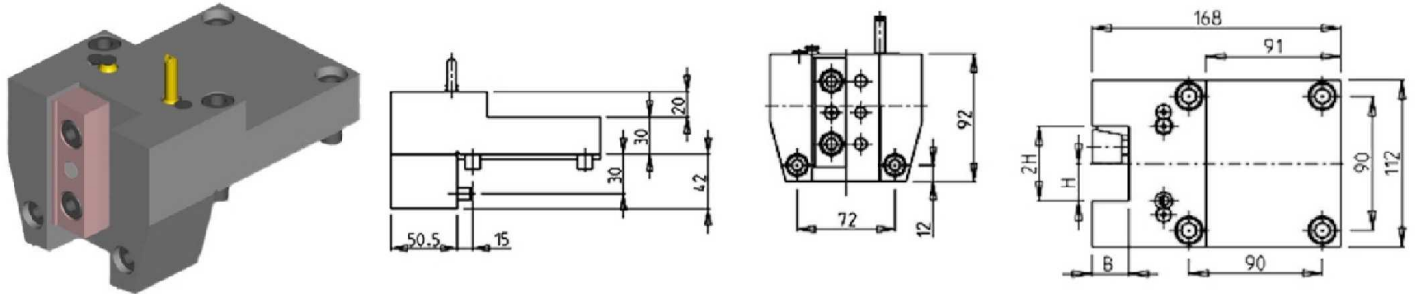
(BMT75) HI-TECH 550 - HI-TECH 700 MC - VT 550/650 MC

STATIC

RADIAL STATIC TOOL

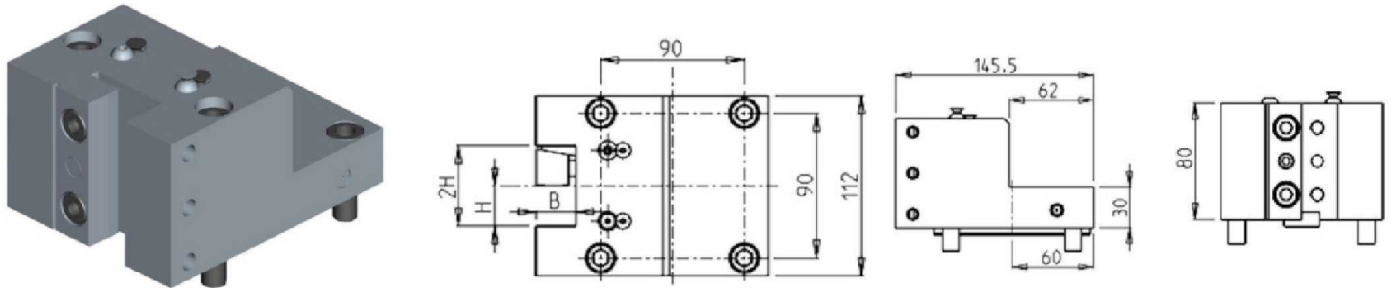
THIS TOOL WILL ONLY FIT THE FOLLOWING MACHINE MODELS:

HI-TECH 550



Part Number	Description	# of Tools	Dimensions	B	H
DWO 1302540	Radial Static Tool 1" x 1"	1	Inch	1"	1"
DWO 1303175	Radial Static Tool 1 1/4" x 1 1/4"	1	Inch	1 1/4"	1 1/4"
DWO 1302500	Radial Static Tool 25mm x 25 mm	1	mm	25	25
DWO 1303200	Radial Static Tool 32mm x 32mm	1	mm	32	32

RADIAL SINGLE STATIC TOOL



Part Number	Description	# of Tools	Reversible	Dimensions	B	H
DWO 0752500	Radial Single Static Tool	1	X	mm	25	25

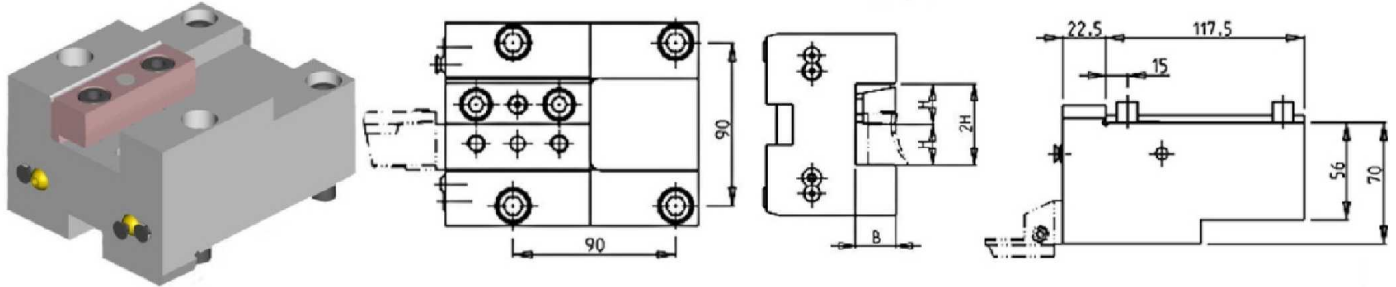
(BMT75) HI-TECH 550 - HI-TECH 700 MC - VT 550/650 MC

STATIC

AXIAL STATIC TOOL

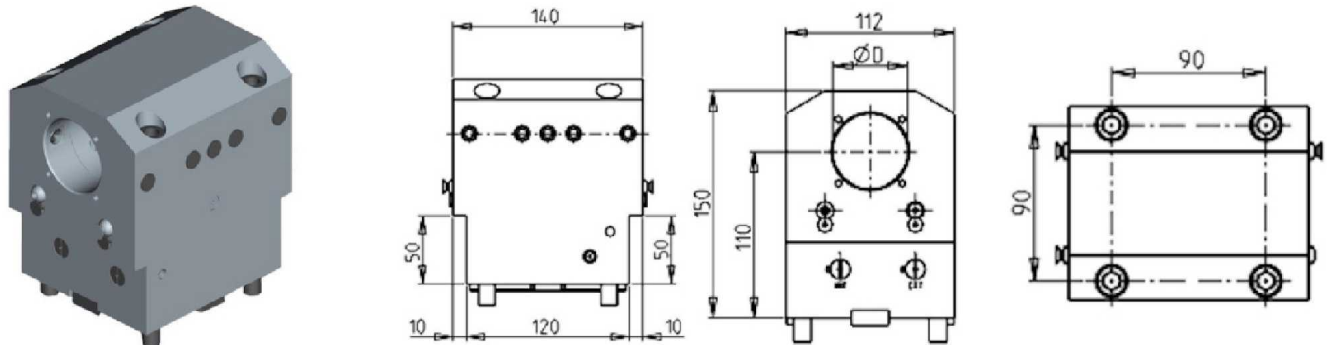
THIS TOOL WILL ONLY FIT THE FOLLOWING MACHINE MODELS:

HI-TECH 550



Part Number	Description	# of Tools	Reversible	Dimensions	B	H
DWO 1312540	Axial Static Tool 1" x 1"	1	X	Inch	1"	1"
DWO 1313175	Axial Static Tool 1 1/4" x 1 1/4"	1	X	Inch	1 1/4"	1 1/4"
DWO 1312500	Axial Static Tool 25mm x 25mm	1	X	mm	25	25
DWO 1313200	Axial Static Tool 32mm x 32mm	1	X	mm	32	32

AXIAL SINGLE BORING BAR HOLDER 50mm H=110mm



Part Number	Description	# of Tools	Cool Thru	Ext. Cool	Dimensions	D
DWO 1335000	Axial Single BBH 50mm H=110mm	1	X	X	mm	50
KIT 1000002	Plug for 50mm BBH to Make Cool Thru					

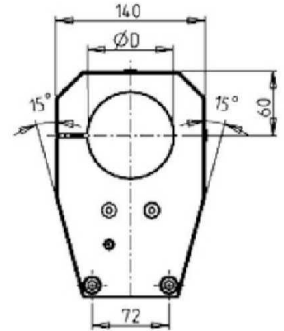
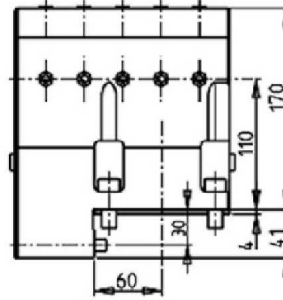
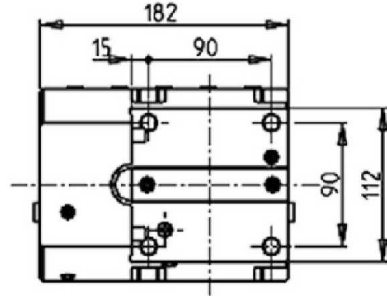

(BMT75) HI-TECH 550 - HI-TECH 700 MC - VT 550/650 MC

STATIC

AXIAL SINGLE BORING BAR HOLDER 80mm H=110mm

THIS TOOL WILL ONLY FIT THE FOLLOWING MACHINE MODELS:

HI-TECH 550

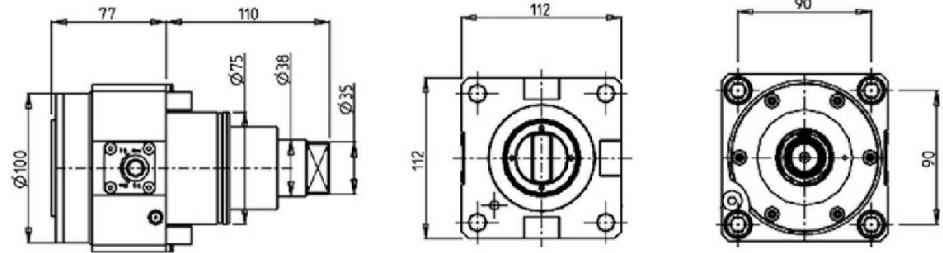


Part Number	Description	# of Tools	Cool Thru	Ext. Cool	Dimensions	D
DWO 1328000	Axial Single Boring Bar Holder 80mm	1	X	X	mm	80
KIT 1005013	Plug & Seal Kit for 80mm BBH to Make Cool Thru					

(BMT75) HI-TECH 550 - HI-TECH 700 MC - VT 550/650 MC

DRIVEN

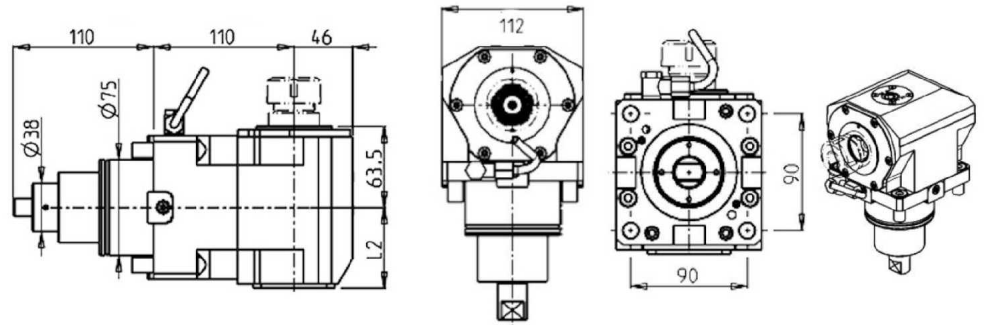
RADIAL DRIVEN TOOL CAPTO C5



Part Number	Description	Size	I	RPM	Cool Thru	Ext Cool
DWO 3030250	Radial Driven Tool Capto C5	C5	1:1	6000	X	X

* Coolant Thru tools are designed for 1000 psi. They require 5 Micron Filtration and **CANNOT** be run dry.

AXIAL DRIVEN TOOL COROMANT CAPTO H=110mm



Part Number	Description	Size	I	RPM	Reversible	Cool Thru	Ext Cool	L2
DWO 3430140	Axial Driven Tool Capto C4	C4	1:1	6000	X		X	63
DWO 3430240	Axial Driven Tool Capto C4 Cool Thru	C4	1:1	6000	X	X	X	75.5
DWO 3430150	Axial Driven Tool Capto C5	C5	1:1	6000	X		X	63
DWO 3430250	Axial Driven Tool Capto C5 Cool Thru	C5	1:1	6000	X	X	X	75.5

* Coolant Thru tools are designed for 1000 psi. They require 5 Micron Filtration and **CANNOT** be run dry.

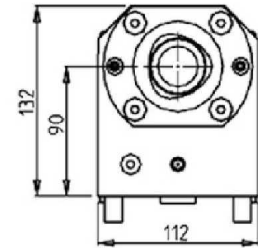
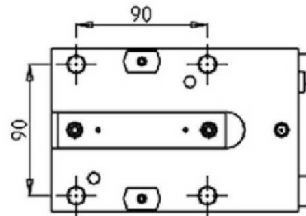
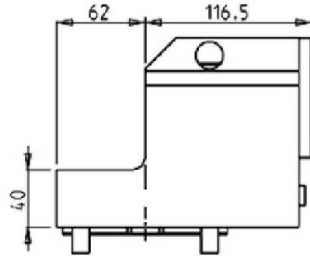

(BMT75) HI-TECH 550 - HI-TECH 700 MC - VT 550/650 MC

STATIC

AXIAL SINGLE STATIC TOOL CAPTO C6

THIS TOOL WILL ONLY FIT THE FOLLOWING MACHINE MODELS:

HI-TECH 550

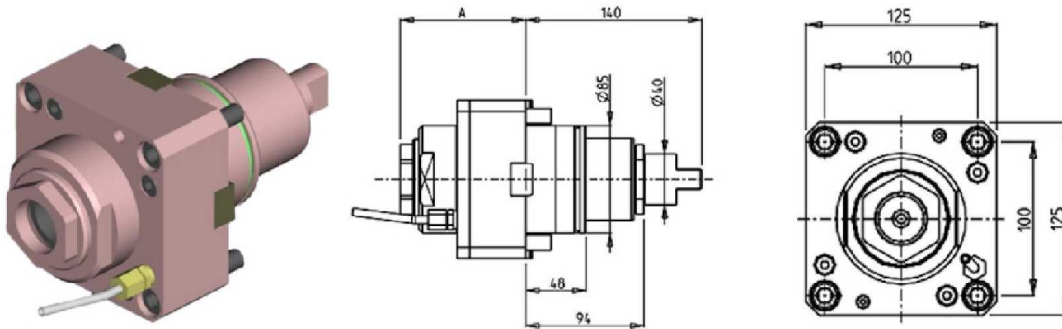


Part Number	Description	# of Tools	Cool Thru	Ext Cool	Reversible	Size
DWO 2856010	Axial Single Static Tool Capto C6 Right Hand	1	X	X	X	C6
DWO 2856010LC	Axial Single Static Tool Capto C6 Left Hand	1	X	X	X	C6

(BMT85) VT950/1150 - HI-TECH 750 - HI-TECH 850

DRIVEN

RADIAL DRIVEN TOOL

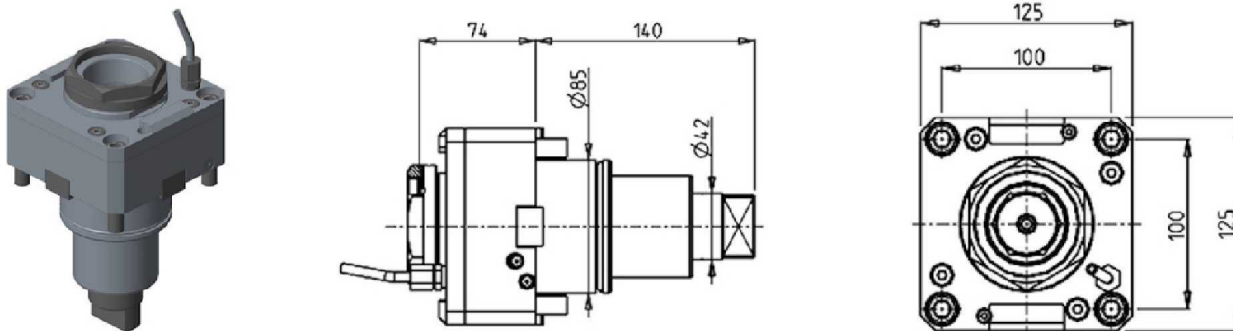


Part Number	Description	Spindle	I	RPM	Cool Thru	Ext. Cool	A
DWO 1240150	Radial ERA50 BMT85	ERA50	1:1	3000		X	99.8
DWO 3610450	Radial ERA50 BMT85 Cool Thru*	ERA50	1:1	3000	X	X	102.3

* Coolant Thru tools are designed for 1000 psi.
They require 5 Micron Filtration and **CANNOT** be run dry.

QUICK CHANGE RADIAL MTSK-63 DRIVEN TOOL

See Accessories for MTSK Quick Change Adaptors



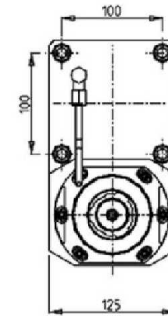
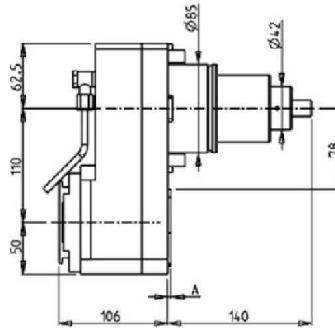

Part Number	Description	Spindle	I	RPM	Cool Thru	Ext Cool
DWO 1750163	Radial MTSK-63	MTSK-63	1:1	3000		X
DWO 1750263	Radial MTSK-63 Cool Thru*	MTSK-63	1:1	3000	X	X

*Coolant Thru tools are designed for 400 psi MAX.
They require 5 Micron Filtration and **CANNOT** be run dry.

(BMT85) VT950/1150 - HI-TECH 750 - HI-TECH 850

DRIVEN

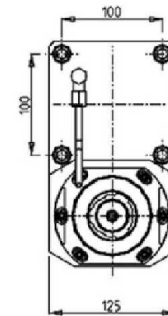
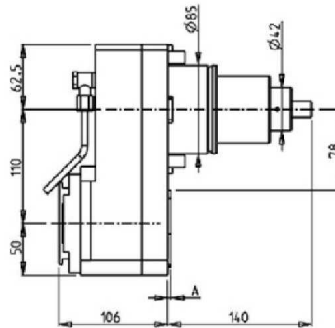

RADIAL DRIVEN TOOL RE-DIRECTED IN Z BY 110mm



Part Number	Description	Spindle	I	RPM	Cool Thru	Ext Cool	A
DWO 2121140	Radial ERA40 Re-Directed in Z by 110mm	ERA40	1:1	3000		X	3
DWO 2121240	Radial ERA40 Re-Directed in Z by 110mm Cool Thru*	ERA40	1:1	3000	X	X	14

* Coolant Thru tools are designed for 1000 psi.
They require 5 Micron Filtration and **CANNOT** be run dry.

RADIAL GEARED-DOWN 2:1 DRIVEN TOOL RE-DIRECTED IN Z BY 110mm



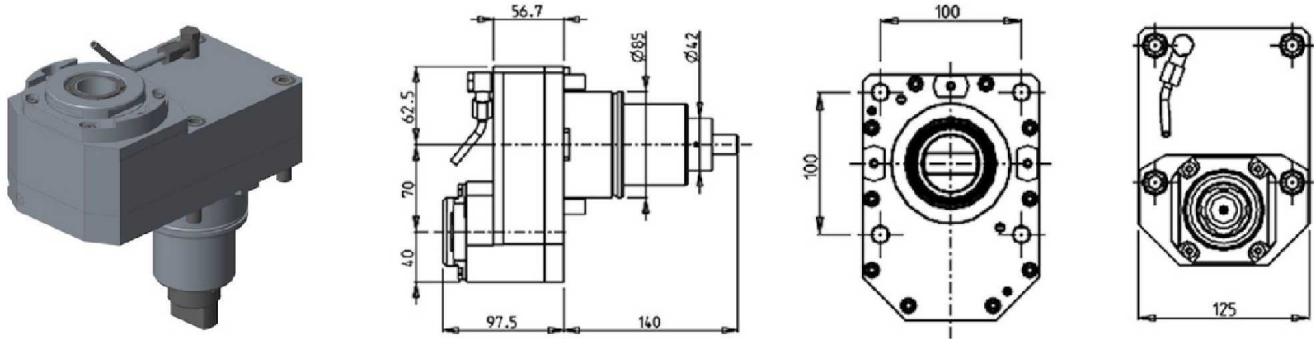
Part Number	Description	Spindle	I	RPM	Cool Thru	Ext Cool	A
DWO 2122140	Radial ERA40 Geared-Down Re-Directed in Z by 110mm	ERA40	2:1	1500		X	3
DWO 2122240	Radial ERA40 Geared-Down Re-Directed in Z by 110mm Cool Thru*	ERA40	2:1	1500	X	X	14

* Coolant Thru tools are designed for 1000 psi.
They require 5 Micron Filtration and **CANNOT** be run dry.

(BMT85) VT950/1150 - HI-TECH 750 - HI-TECH 850

DRIVEN

RADIAL GEARED-UP 1:3 DRIVEN TOOL REDIRECTED IN Z BY 70mm

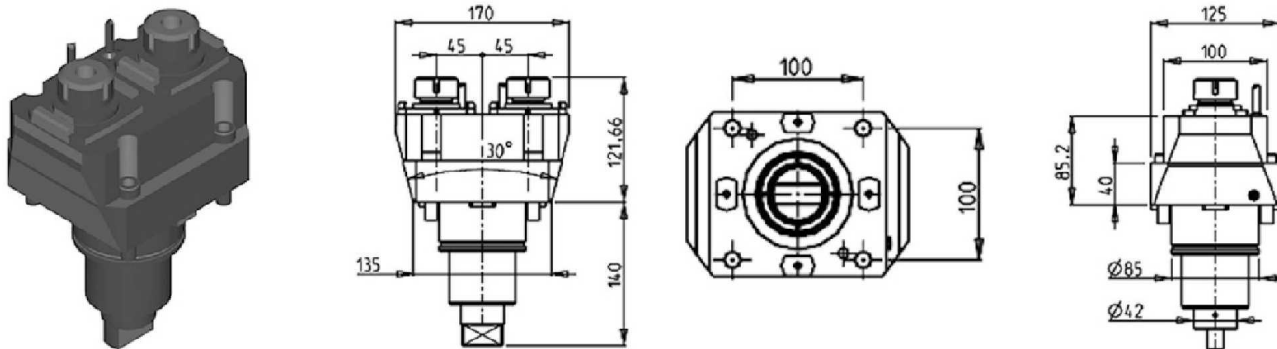


Part Number	Description	Spindle	I	RPM	Reversible	Ext Cool
DWO 3320332	Radial Geared-Up 1:3 Redirected ERA32	ERA32	1:3	9000	X	X

RADIAL SINGLE SIDE TWIN HEAD DRIVEN TOOL IN Y

THIS TOOL WILL ONLY FIT THE FOLLOWING MACHINE MODELS:

HI-TECH 750 - HI-TECH 850

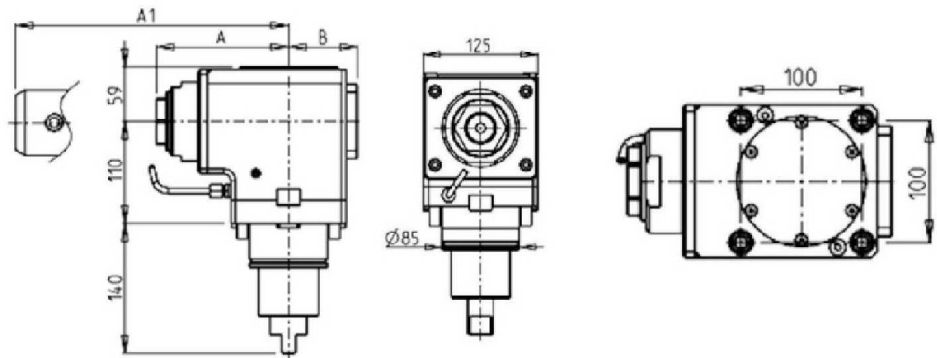


Part Number	Description	Spindle	I	RPM	Ext Cool
DWO 3330225	Radial Single Side Twin Head ER25	ER25	1:1	3000	X

(BMT85) VT950/1150 - HI-TECH 750 - HI-TECH 850

DRIVEN

AXIAL DRIVEN TOOL H=110mm

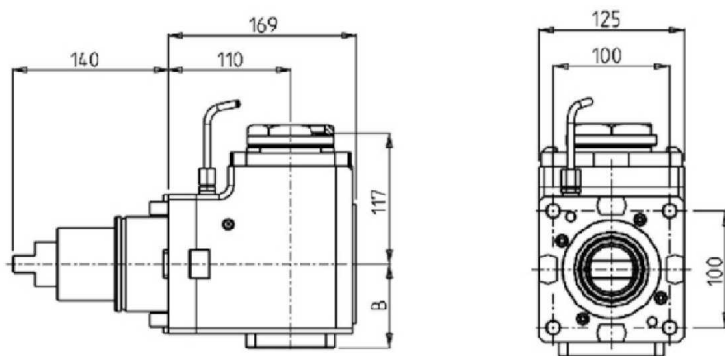


Part Number	Description	Reversible	Spindle	I	RPM	Cool Thru	Ext. Cool	A	A1	B
DWO 3190350	Axial ER50 H=110mm	X	ER50	1:1	3000		X	153.5		75
DWO 3190450	Axial ER50 H=110mm Cool Thru*	X	ER50	1:1	3000	X	X	153.5		86
DWO 3190150	Axial ERA50 H=110mm	X	ERA50	1:1	3000		X	145.3		75
DWO 3190250	Axial ERA50 H=110mm Cool Thru*	X	ERA50	1:1	3000	X	X	145.3		86
DWO 1290240	Axial Weldon 40 H=110mm	X	Weldon 40	1:1	3000		X		175.5	75
DWO 1290140	Axial Weldon 40 H=110mm Cool Thru*	X	Weldon 40	1:1	3000	X	X		175.5	86

* Coolant Thru tools are designed for 1000 psi.
They require 5 Micron Filtration and **CANNOT** be run dry.

QUICK CHANGE AXIAL MTSK DRIVEN TOOL H=110mm

See Accessories for MTSK Quick Change Adaptors



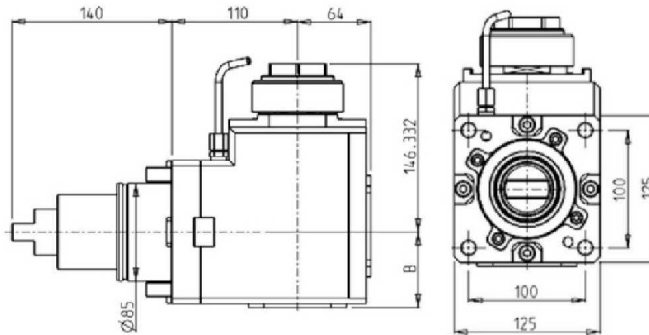
Part Number	Description	Spindle	I	RPM	Reversible	Cool Thru	Ext Cool	B
DWO 1600163	Axial MTSK63 H=110mm	MTSK63	1:1	3000	X		X	75
DWO 1600263	Axial MTSK63 H=110mm Cool Thru*	MTSK63	1:1	3000	X	X	X	86

* Coolant Thru tools are designed for 1000 psi.
They require 5 Micron Filtration and **CANNOT** be run dry.

(BMT85) VT950/1150 - HI-TECH 750 - HI-TECH 850

DRIVEN

AXIAL GEARED-DOWN 2:1 DRIVEN TOOL H=110mm

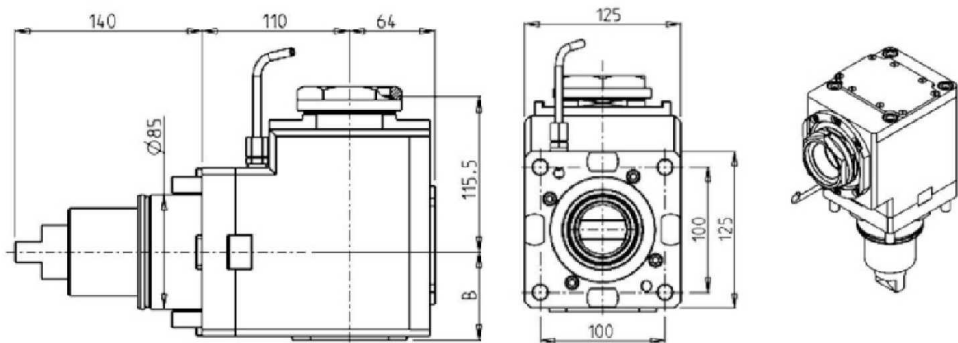


Part Number	Description	Spindle	Reversible	I	RPM	Cool Thru	Ext. Cool	B
DWO 1210150	Axial ERA50 Geared-Down 2:1	ERA50	X	2:1	1500		X	65.5
DWO 1210250	Axial ERA50 Geared-Down 2:1 Cool Thru*	ERA50	X	2:1	1500	X	X	82

* Coolant Thru tools are designed for 1000 psi.
They require 5 Micron Filtration and **CANNOT** be run dry.

QUICK CHANGE AXIAL MTSK GEARED-DOWN 2:1 DRIVEN TOOL H=110mm

See Accessories for MTSK Quick Change Adaptors




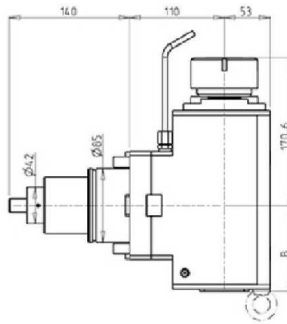

Part Number	Description	Spindle	Reversible	I	RPM	Cool Thru	Ext. Cool	B
DWO 1200163	MTSK-63 Geared-Down 2:1	MTSK-63	X	2:1	1500		X	65.5
DWO 1200263	MTSK-63 Geared-Down 2:1 Cool Thru*	MTSK-63	X	2:1	1500	X	X	82

* Coolant Thru tools are designed for 1000 psi.
They require 5 Micron Filtration and **CANNOT** be run dry.

(BMT85) VT950/1150 - HI-TECH 750 - HI-TECH 850

DRIVEN

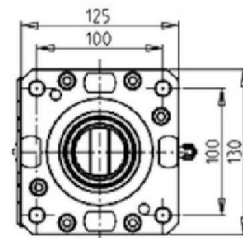
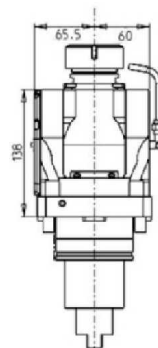
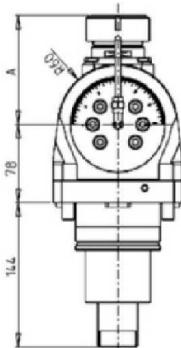
AXIAL GEARED-UP 1:2 DRIVEN TOOL H=110mm



Part Number	Description	Spindle	I	RPM	Reversible	Cool Thru	Ext Cool	B
DWO 3270150	Axial Geared-Up 1:2 ER50	ER50	1:2	6000	X		X	99.5
DWO 3270250	Axial Geared-Up 1:2 ER50 Cool Thru*	ER50	1:2	6000	X	X	X	108

* Coolant Thru tools are designed for 1000 psi.
They require 5 Micron Filtration and **CANNOT** be run dry.

0-180 ADJUSTABLE ANGLE DRIVEN TOOL



Part Number	Description	Spindle	I	RPM	Cool Thru	Ext. Cool	A
DWO 0830332	0-180 Adj. Angle ERA32 BMT85	ERA32	1:1	3000		X	81
DWO 0830432	0-180 Adj. Angle ERA32 BMT85 Cool Thru*	ERA32	1:1	3000	X	X	81
DWO 0830140	0-180 Adj. Angle ER40 BMT85	ER40	1:1	3000		X	108.66
DWO 0830240	0-180 Adj. Angle ER40 BMT85 Cool Thru*	ER40	1:1	3000	X	X	108.66

* Coolant Thru tools are designed for 1000 psi.
They require 5 Micron Filtration and **CANNOT** be run dry.

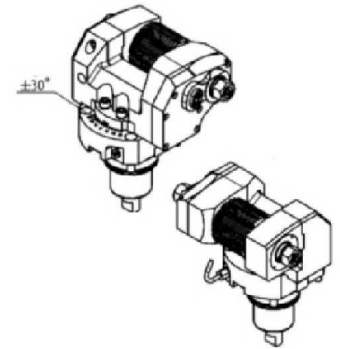
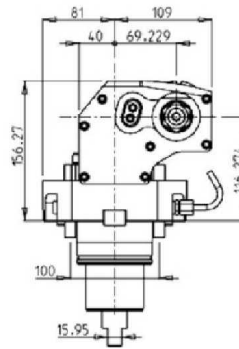
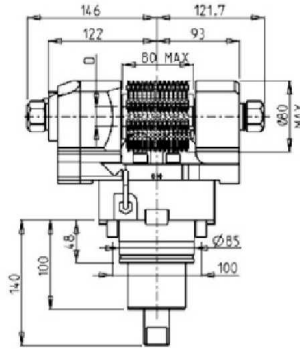

Note :

Wrenches are provided with the purchase of Specialty Toolholders

(BMT85) VT950/1150 - HI-TECH 750 - HI-TECH 850

DRIVEN

GEAR HOBBER - REINFORCED



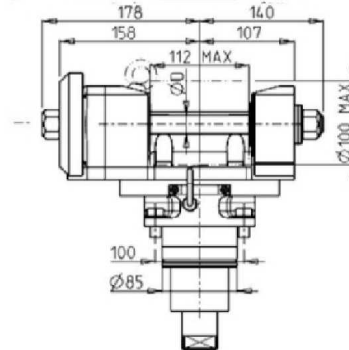
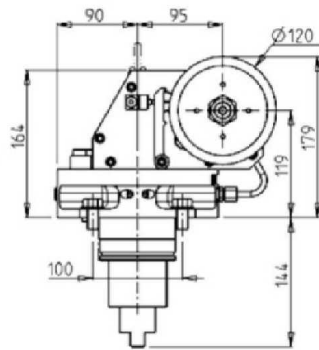

Part Number	Description	I	RPM	Ext. Cool	D (mm)	D (Inch)
DWO 0181100	Driven Gear Hobber 1:1	1:1	3000	X	16-22-27-32	3/4"-1"-1 1/4"
DWO 0182100	Driven Gear Hobber 2:1	2:1	1500	X	16-22-27-32	3/4"-1"-1 1/4"

Note : Wrenches are provided with the purchase of Specialty Toolholders

GEAR HOBBER - LARGE SIZE

THIS TOOL WILL ONLY FIT THE FOLLOWING MACHINE MODELS:

VT950/1150 - HI-TECH 750



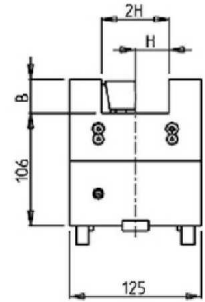
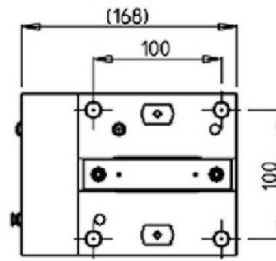
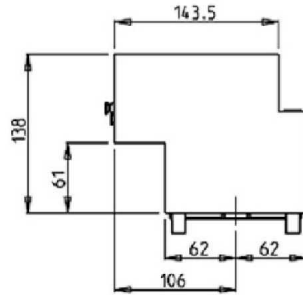
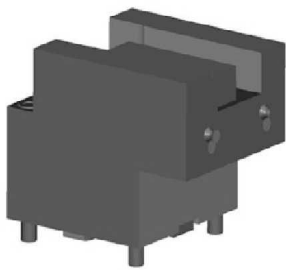
Part Number	Description	I	RPM	Ext. Cool	D (mm)
DWO 0851100	Heavy Duty Gear Hobber 1:1	1:1	3000	X	22-27-32
DWO 0852100	Heavy Duty Gear Hobber 2:1	2:1	1500	X	22-27-32

Note : Wrenches are provided with the purchase of Specialty Toolholders

(BMT85) VT950/1150 - HI-TECH 750 - HI-TECH 850

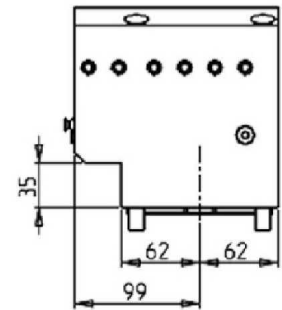
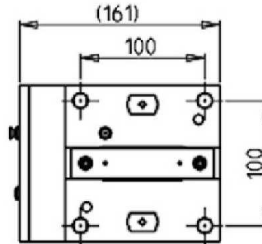
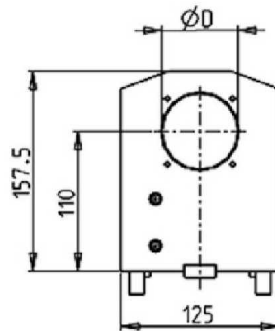

STATIC

AXIAL SINGLE STATIC TOOL



Part Number	Description	# of Tools	Reversible	Dimensions	B	H
DWO 3753200	Axial Single Static Tool \varnothing 32mm	1	X	mm	32	32

AXIAL SINGLE BORING BAR HOLDER H=110mm

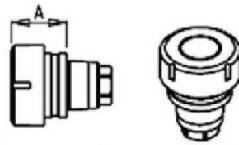


Part Number	Description	# of Tools	Cool Thru	Ext Cool	Dimensions	D
DWO 3746000	Axial Single BBH \varnothing 60mm	1	X	X	mm	60
KIT 1000025	Plug for 60mm BBH to Make Cool Thru					

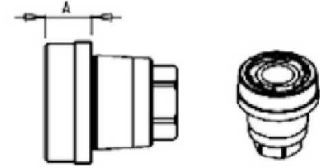
ACCESSORIES

DRIVEN

MTSK-40 ER ADAPTORS



Cod. MT	Mandrino Spindle	A
MTSK40A02	ER32	35.6
MTSK40A03	ER25	32.6
MTSK40A05	ER16	30.26
MTSK40A06	ER16	47.5
MTSK40A07	ER16	59
MTSK40A08	ER11	40
MTSK40A09	ER11	70



Cod. MT	Mandrino Spindle	A
MTSK40B02	ERA25	16
MTSK40B03	ERA20	14

Part Number	Description	Spindle	A
MTSK40A08	MTSK-40 Adaptor ER11	ER11	40
MTSK40A09	MTSK-40 Adaptor ER11	ER11	70
MTSK40A05	MTSK-40 Adaptor ER16	ER16	30.26
MTSK40A06	MTSK-40 Adaptor ER16	ER16	47.5
MTSK40A07	MTSK-40 Adaptor ER16	ER16	59
MTSK40B03	MTSK-40 Adaptor ERA20	ERA20	14
MTSK40A03	MTSK-40 Adaptor ER25	ER25	32.6
MTSK40B02	MTSK-40 Adaptor ERA25	ERA25	16
MTSK40A02	MTSK-40 Adaptor ER32	ER32	35.6

ACCESSORIES

DRIVEN

MTSK-40 MILL ADAPTORS



Cod. MT	Manchine Spindle Spindel	A
MTSK40D01	WELDON 6	8
MTSK40D21	WELDON 6	27.5
MTSK40D02	WELDON 8	8
MTSK40D03	WELDON 10	9
MTSK40D04	WELDON 12	14
MTSK40D05	WELDON 16	39.5
MTSK40D07	WELDON 20	39.5
MTSK40D24	WELDON 10	33
MTSK40D25	WELDON 12	35.5

Cod. MT	Manchine Spindle Spindel	A
MTSK40G03	MR25	33.6

Cod. MT	Manchine Spindle Spindel	Altura Dimensione Motor	A	D	L
MTSK40C03	Ø16x17	inch	15	16	17
MTSK40C02	Ø16x17	inch	15.5	16	17
MTSK40C04	Ø22x19	inch	17	22	19
MTSK40C05	Ø27x21	inch	22	27	21

Cod. MT	Manchine Spindle Spindel	A
MTSK40D11	WELDON 1/4"	8
MTSK40D12	WELDON 5/16"	8
MTSK40D13	WELDON 3/8"	9
MTSK40D14	WELDON 1/2"	14

Cod. MT	Manchine Spindle Spindel	Altura Dimensione Motor	A	D	L
MTSK40H01	Ø 1 1/2"	inch	32	1 1/2"	6.5

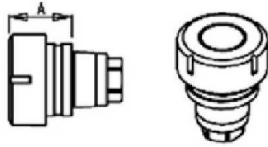
Cod. MT	Manchine Spindle Spindel	A
MTSK40T00	MORSE-1	29
	MORSE-2	42

Part Number	Description	Spindle	Dimension	A	D	L
MTSK40C03	MTSK-40 Adaptor Mill 3/4"	3/4"x3/4"	Inch	15.5	3/4"	3/4"
MTSK40C02	MTSK-40 Adaptor Mill Ø16x17	16x17	mm	15	16	17
MTSK40C04	MTSK-40 Adaptor Mill Ø22x19	22x19	mm	17	22	19
MTSK40C05	MTSK-40 Adaptor Mill Ø27x21	27x21	mm	22	27	21
MTSK40F01	MTSK-40 Adaptor Mill 1/2"	1/2" Arbor	Inch	32	1/2"	6.5
MTSK40D11	MTSK-40 Adaptor Mill Weldon 1/4"	Weldon 1/4"		8		
MTSK40D12	MTSK-40 Adaptor Mill Weldon 5/16"	Weldon 5/16"		8		
MTSK40D13	MTSK-40 Adaptor Mill Weldon 3/8"	Weldon 3/8"		9		
MTSK40D14	MTSK-40 Adaptor Mill Weldon 1/2"	Weldon 1/2"		14		
MTSK40D01	MTSK-40 Adaptor Mill Weldon 6	Weldon 6		8		
MTSK40D21	MTSK-40 Adaptor Mill Weldon 6	Weldon 6		27.5		
MTSK40D02	MTSK-40 Adaptor Mill Weldon 8	Weldon 8		8		
MTSK40D03	MTSK-40 Adaptor Mill Weldon 10	Weldon 10		9		
MTSK40D24	MTSK-40 Adaptor Mill Weldon 10	Weldon 10		33		
MTSK40D04	MTSK-40 Adaptor Mill Weldon 12	Weldon 12		14		
MTSK40D25	MTSK-40 Adaptor Mill Weldon 12	Weldon 12		35.5		
MTSK40D06	MTSK-40 Adaptor Mill Weldon 16	Weldon 16		39.5		
MTSK40D07	MTSK-40 Adaptor Mill Weldon 20	Weldon 20		39.5		
MTSK40H01	MTSK-40 Adaptor Morse 1	MORSE-1		29		
MTSK40H02	MTSK-40 Adaptor Morse 2	MORSE-2		42		
MTSK40G03	MTSK-40 Adaptor MR25	MR25		33.6		
MTSK40T00	MTSK-40 Cover Plug					

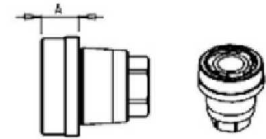
ACCESSORIES

DRIVEN

MTSK-50 ER ADAPTORS



Cod. MT	Mandrina Spindel	A
MTSK50A01	ER40	46.6
MTSK50A02	ER32	35.6
MTSK50A03	ER25	32.6
MTSK50A05	ER16	30.3



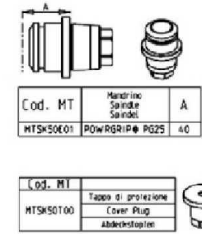
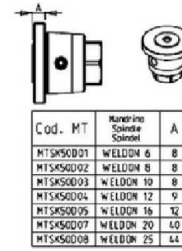
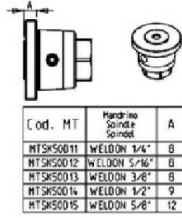
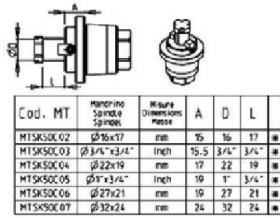

Cod. MT	Mandrina Spindel	A
MTSK50B01	ERA32	19
MTSK50B02	ERA25	14
MTSK50B03	ERA20	9

Part Number	Description	Spindle	A
MTSK50A05	MTSK-50 Adaptor ER16	ER16	30.3
MTSK50B03	MTSK-50 Adaptor ERA20	ERA20	9
MTSK50A03	MTSK-50 Adaptor ER25	ER25	32.6
MTSK50B02	MTSK-50 Adaptor ERA25	ERA25	14
MTSK50A02	MTSK-50 Adaptor ER32	ER32	35.6
MTSK50B01	MTSK-50 Adaptor ERA32	ERA32	19
MTSK50A01	MTSK-50 Adaptor ER40	ER40	46.6

ACCESSORIES

DRIVEN

MTSK-50 MILL ADAPTORS

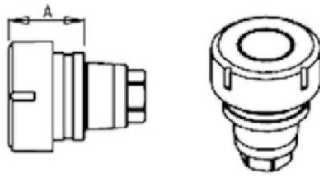


Part Number	Description	Spindle	Dimension	A	D	L
MTSK50C03	MTSK-50 Adaptor Mill 3/4"	3/4"x3/4"	Inch	15.5	3/4"	3/4"
MTSK50C05	MTSK-50 Adaptor Mill 1"x3/4"	1"x3/4"	Inch	19	1"	3/4"
MTSK50C02	MTSK-50 Adaptor Mill Ø16x17	16x17	mm	15	16	17
MTSK50C04	MTSK-50 Adaptor Mill Ø22x19	22x19	mm	17	22	19
MTSK50C06	MTSK-50 Adaptor Mill Ø27x21	27x21	mm	19	27	21
MTSK50C07	MTSK-50 Adaptor Mill Ø32x24	32x24	mm	24	32	24
MTSK50D11	MTSK-50 Adaptor Mill Weldon 1/4"	Weldon 1/4"		8		
MTSK50D12	MTSK-50 Adaptor Mill Weldon 5/16"	Weldon 5/16"		8		
MTSK50D13	MTSK-50 Adaptor Mill Weldon 3/8"	Weldon 3/8"		8		
MTSK50D14	MTSK-50 Adaptor Mill Weldon 1/2"	Weldon 1/2"		9		
MTSK50D15	MTSK-50 Adaptor Mill Weldon 5/8"	Weldon 5/8"		12		
MTSK50D01	MTSK-50 Adaptor Mill Weldon 6	Weldon 6		8		
MTSK50D02	MTSK-50 Adaptor Mill Weldon 8	Weldon 8		8		
MTSK50D03	MTSK-50 Adaptor Mill Weldon 10	Weldon 10		8		
MTSK50D04	MTSK-50 Adaptor Mill Weldon 12	Weldon 12		9		
MTSK50D05	MTSK-50 Adaptor Mill Weldon 16	Weldon 16		12		
MTSK50D07	MTSK-50 Adaptor Mill Weldon 20	Weldon 20		40		
MTSK50D08	MTSK-50 Adaptor Mill Weldon 25	Weldon 25		44		
MTSK50E01	MTSK-50 Adaptor POWERGRIP PG25	POWERGRIP PG25		40		
MTSK50T00	MTSK-50 Cover Plug					

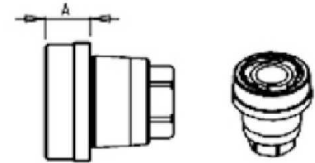
ACCESSORIES

DRIVEN

MTSK-63 ER ADAPTORS



Cod. MT	Mandrino Spindel	A
MTSK63A01	ER50	53.9
MTSK63A02	ER40	39.6
MTSK63A03	ER32	36.6
MTSK63A04	ER25	33.6



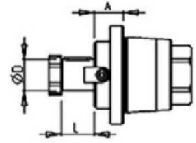

Cod. MT	Mandrino Spindel	A
MTSK63B01	ERA40	20
MTSK63B02	ERA32	18
MTSK63B03	ERA25	10

Part Number	Description	Spindle	A
MTSK63A04	MTSK-63 Adaptor ER25	ER25	33.6
MTSK63B03	MTSK-63 Adaptor ERA25	ERA25	10
MTSK63A03	MTSK-63 Adaptor ER32	ER32	36.6
MTSK63B02	MTSK-63 Adaptor ERA32	ERA32	18
MTSK63A02	MTSK-63 Adaptor ER40	ER40	39.6
MTSK63B01	MTSK-63 Adaptor ERA40	ERA40	20
MTSK63A01	MTSK-63 Adaptor ER50	ER50	53.9

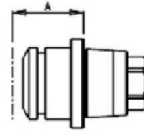
ACCESSORIES

DRIVEN

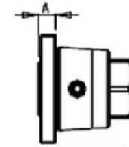
MTSK-63 MILL ADAPTORS



Cod. MT	Mandriño Spindle Spindel	Misure Dimensions Masse	A	D	L
MTSK63C02	Ø16x17	mm	16	16	17
MTSK63C03	Ø3/4"x3/4"	Inch	16.5	3/4"	3/4"
MTSK63C04	Ø22x19	mm	18	22	19
MTSK63C05	Ø1"x3/4"	Inch	20	1"	3/4"
MTSK63C06	Ø27x21	mm	20	27	21
MTSK63C07	Ø27x21	mm	40	27	21



Cod. MT	Mandriño Spindle Spindel	A
MTSK63E01	POWERGRIP PG32	53



Cod. MT	Mandriño Spindle Spindel	A
MTSK63D01	WELDON 6	9
MTSK63D02	WELDON 8	9
MTSK63D03	WELDON 10	9
MTSK63D04	WELDON 12	10
MTSK63D05	WELDON 16	12
MTSK63D06	WELDON 20	14
MTSK63D17	WELDON 1"	14

Cod. MT	Tabco di protezione Cover Plug Abdeckstopfen
MTSK63T00	

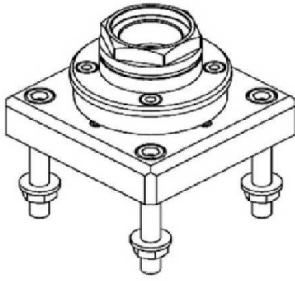


Part Number	Description	Spindle	Dimension	A	D	L
MTSK63C03	MTSK-63 Adaptor Mill 3/4"x3/4"	3/4"x3/4"	Inch	5/8"	3/4"	3/4"
MTSK63C05	MTSK-63 Adaptor Mill 1"x3/4"	1"x3/4"	Inch	20	1"	3/4"
MTSK63C02	MTSK-63 Adaptor Mill Ø16x17	16x17	mm	16	16	17
MTSK63C04	MTSK-63 Adaptor Mill Ø22x19	22x19	mm	18	22	19
MTSK63C06	MTSK-63 Adaptor Mill Ø27x21	27x21	mm	20	27	21
MTSK63C07	MTSK-63 Adaptor Mill Ø27x21	27x21	mm	40	27	21
MTSK63D17	MTSK-63 Adaptor Mill Weldon 1"	Weldon 1"		14		
MTSK63D01	MTSK-63 Adaptor Mill Weldon 6	Weldon 6		9		
MTSK63D02	MTSK-63 Adaptor Mill Weldon 8	Weldon 8		9		
MTSK63D03	MTSK-63 Adaptor Mill Weldon 10	Weldon 10		9		
MTSK63D04	MTSK-63 Adaptor Mill Weldon 12	Weldon 12		10		
MTSK63D05	MTSK-63 Adaptor Mill Weldon 16	Weldon 16		12		
MTSK63D06	MTSK-63 Adaptor Mill Weldon 20	Weldon 20		14		
MTSK63E01	MTSK-63 POWERGRIP PG32	POWERGRIP PG32		53		
MTSK63T00	MTSK-63 Cover Plug					

ACCESSORIES

DRIVEN

TOOL DISASSEMBLING EQUIPMENT FOR MTSK ADAPTORS



Cod. MT	TAGLIA Size Masse
ATT_MTSK32	MTSK-32
ATT_MTSK40	MTSK-40
ATT_MTSK50	MTSK-50
ATT_MTSK63	MTSK-63

Part Number	Description	Size
ATT_MTSK32	Tool Disassembling Equipment for MTSK-32	MTSK-32
ATT_MTSK40	Tool Disassembling Equipment for MTSK-40	MTSK-40
ATT_MTSK50	Tool Disassembling Equipment for MTSK-50	MTSK-50
ATT_MTSK63	Tool Disassembling Equipment for MTSK-63	MTSK-63

ER COLLETS

ER COLLET NUMBER	DESCRIPTION	MD LIST PRICE
ER20 SET	ER20 Collet Set (15 Collets)	\$ 330.00
ERX20 SET	ER20 Sealed Collet Set (13 Collets)	\$ 395.00
ER25 SET	ER25 Collet Set (19 Collets)	\$ 375.00
ERX25 SET	ER25 Sealed Collet Set (17 Collets)	\$ 475.00
ER32 SET	ER32 Collet Set (21 Collets)	\$ 425.00
ERX32 SET	ER32 Sealed Collet Set (21 Collets)	\$ 595.00
ER40 SET	ER40 Collet Set (29 Collets)	\$ 695.00
ERX40 SET	ER40 Sealed Collet Set (27 Collets)	\$ 850.00



Phone: (810) 632-4446 / Fax: (810) 632-4467

Table of Contents

Alphabetized Listing

(
(BMT55) CUTEX 160/180 - C1	1-27			AXIAL OPPOSITE FACE REAR-SET DRIVEN TOOL	12
(BMT65) HI-TECH 200/230 - HI-TECH 300/350 - HI-TECH 400/450 T2 - CUTEX 240	28-73			AXIAL OPPOSITE FACE REAR-SET TWIN STATIC TOOL CAPTO C4	73
(BMT75) HI-TECH 550 - HI-TECH 700 MC - VT 550/650 MC	74-87			AXIAL OPPOSITE FACE TWIN DRIVEN TOOL CAPTO C4 H=100mm	68
(BMT85) VT950/1150 - HI-TECH 750 - HI-TECH 850	88-95			AXIAL OPPOSITE FACE TWIN DRIVEN TOOL CAPTO C4 H=85mm	67
				AXIAL REAR SET BORING BAR HOLDER H=85mm	63
0				AXIAL REAR-SET DRIVEN TOOL	8
0-180 ADJUSTABLE ANGLE DRIVEN TOOL	80, 93			AXIAL REAR-SET DRIVEN TOOL H=95mm	38
0-180 ADJUSTABLE ANGLE DRIVEN TOOL GEARED-UP 1:2 H=72mm	52			AXIAL REAR-SET SINGLE BORING BAR HOLDER CAPTO C4	23
0-180 ADJUSTABLE ANGLE DRIVEN TOOL GEARED-UP 1:2 WITH DIGITAL DISPLAY H=47.5mm	16			AXIAL REINFORCED DRIVEN TOOL H=100mm	41
0-180 ADJUSTABLE ANGLE DRIVEN TOOL GEARED-UP 1:2 WITH DIGITAL DISPLAY H=72mm	52			AXIAL REINFORCED DRIVEN TOOL H=110mm	79
0-180 ADJUSTABLE ANGLE DRIVEN TOOL H=100mm	50			AXIAL REINFORCED DRIVEN TOOL H=72mm	32
0-180 ADJUSTABLE ANGLE DRIVEN TOOL H=47.5mm	15			AXIAL REINFORCED DRIVEN TOOL H=85mm	35
0-180 ADJUSTABLE ANGLE DRIVEN TOOL H=54mm	14, 49			AXIAL REINFORCED DRIVEN TOOL H=90mm	78
0-180 ADJUSTABLE ANGLE DRIVEN TOOL H=72mm	51			AXIAL REINFORCED DRIVEN TOOL H=95mm	38
0-180 ADJUSTABLE ANGLE DRIVEN TOOL WITH DIGITAL DISPLAY H=100mm	50			AXIAL SINGLE BORING BAR HOLDER 40mm H=100mm	61
0-180 ADJUSTABLE ANGLE DRIVEN TOOL WITH DIGITAL DISPLAY H=47.5mm	15			AXIAL SINGLE BORING BAR HOLDER 50mm H=100mm	62
0-180 ADJUSTABLE ANGLE DRIVEN TOOL WITH DIGITAL DISPLAY H=54mm	14, 49			AXIAL SINGLE BORING BAR HOLDER 50mm H=110mm	84
0-180 ADJUSTABLE ANGLE DRIVEN TOOL WITH DIGITAL DISPLAY H=72mm	51			AXIAL SINGLE BORING BAR HOLDER 60mm H=100mm	62
0-180 ADJUSTABLE ANGLE GEARED-UP 1:2 DRIVEN TOOL H=47.5mm	16			AXIAL SINGLE BORING BAR HOLDER 60mm H=100mm	63
				AXIAL SINGLE BORING BAR HOLDER 60mm H=110mm	63
A				AXIAL SINGLE BORING BAR HOLDER 80mm H=110mm	85
ACCESSORIES	96-102			AXIAL SINGLE BORING BAR HOLDER H=110mm	95
AXIAL DRIVEN TOOL CAPTO C4 H=100mm	67			AXIAL SINGLE BORING BAR HOLDER H=60mm	20
AXIAL DRIVEN TOOL CAPTO C4 H=72mm	65			AXIAL SINGLE BORING BAR HOLDER H=72mm	60
AXIAL DRIVEN TOOL CAPTO C4 H=85mm	66			AXIAL SINGLE BORING BAR HOLDER H=72mm	61
AXIAL DRIVEN TOOL CAPTO C4 H=95mm	66			AXIAL SINGLE BORING BAR HOLDER H=75mm	21
AXIAL DRIVEN TOOL COROMANT CAPTO H=110mm	86			AXIAL SINGLE BORING BAR HOLDER H=110mm	13
AXIAL DRIVEN TOOL ER25 CAPTO C4 H=55mm	24			AXIAL SINGLE BORING BAR HOLDER H=60mm	20
AXIAL DRIVEN TOOL FOR INTERNAL POLYGON MAKING	10			AXIAL SINGLE BORING BAR HOLDER H=72mm	60
AXIAL DRIVEN TOOL H=100mm	40			AXIAL SINGLE BORING BAR HOLDER H=72mm	61
AXIAL DRIVEN TOOL H=110mm	91			AXIAL SINGLE BORING BAR HOLDER H=75mm	21
AXIAL DRIVEN TOOL H=60mm	6			AXIAL SINGLE SIDE TWIN HEAD DRIVEN TOOL	13
AXIAL DRIVEN TOOL H=70mm	7			AXIAL SINGLE SIDE TWIN HEAD DRIVEN TOOL IN Y H=100mm	48
AXIAL DRIVEN TOOL H=72mm	31			AXIAL SINGLE SIDE TWIN HEAD DRIVEN TOOL IN Y H=72mm	47
AXIAL DRIVEN TOOL H=85mm	34			AXIAL SINGLE STATIC TOOL	95
AXIAL DRIVEN TOOL H=95mm	37			AXIAL SINGLE STATIC TOOL CAPTO C4	71
AXIAL GEARED-DOWN 2:1 DRIVEN TOOL H=100mm	43			AXIAL SINGLE STATIC TOOL CAPTO C4	22
AXIAL GEARED-DOWN 2:1 DRIVEN TOOL H=110mm	92			AXIAL SINGLE STATIC TOOL CAPTO C4	26, 71
AXIAL GEARED-DOWN 2:1 DRIVEN TOOL H=90mm	80			AXIAL SINGLE STATIC TOOL CAPTO C4	26
AXIAL GEARED-UP 1:2 DRIVEN TOOL	9			AXIAL SINGLE STATIC TOOL CAPTO C4	27
AXIAL GEARED-UP 1:2 DRIVEN TOOL H=100mm	44			AXIAL SINGLE STATIC TOOL CAPTO C5	72
AXIAL GEARED-UP 1:2 DRIVEN TOOL H=110mm	93			AXIAL SINGLE STATIC TOOL CAPTO C6	72, 87
AXIAL GEARED-UP 1:2 DRIVEN TOOL H=72mm	43			AXIAL SINGLE STATIC TOOL MALE CLAMPING	27
AXIAL GEARED-UP 1:2 OPPOSITE FACE TWIN DRIVEN TOOL H=60mm	12			AXIAL STATIC TOOL	20, 60, 84
AXIAL GEARED-UP 1:2 OPPOSITE FACE TWIN DRIVEN TOOL H=70mm	12				
AXIAL GEARED-UP 1:2 SINGLE SIDE TWIN HEAD DRIVEN TOOL IN Y	13			B	
AXIAL GEARED-UP 1:5.625 DRIVEN TOOL	10			BROACHING/SLOTING TOOL 25mm STROKE H=100mm	56
AXIAL OPPOSITE FACE DRIVEN TOOL	11			BROACHING/SLOTING TOOL 25mm STROKE H=85mm	56
AXIAL OPPOSITE FACE DRIVEN TOOL	11			BROACHING/SLOTING TOOL 25mm STROKE H=90mm	82
AXIAL OPPOSITE FACE DRIVEN TOOL H=100mm	46			BROACHING/SLOTING TOOL 50mm STROKE H=100mm	55
AXIAL OPPOSITE FACE DRIVEN TOOL H=100mm	46			BROACHING/SLOTING TOOL 50mm STROKE H=85mm	55
AXIAL OPPOSITE FACE DRIVEN TOOL H=72mm	44			BROACHING/SLOTING TOOL 50mm STROKE H=90mm	82
AXIAL OPPOSITE FACE DRIVEN TOOL H=85mm	45				
AXIAL OPPOSITE FACE DRIVEN TOOL H=95mm	45			D	
				DRIVEN	1-17, 24, 28-56, 65-68, 74-82, 86, 88-94, 96-102
				DRIVEN GEAR HOBBER	17, 53
				DRIVEN TOOL FOR WORM SCREWS	54
				DRIVEN TOOLHOLDER FOR SLIDING STEADY REST-SIZE 2	56
				G	
				GEAR HOBBER - LARGE SIZE	81, 94
				GEAR HOBBER - REINFORCED	53, 94
				GEAR HOBBER- REINFORCED	81
				M	
				MTSK-40 ER ADAPTORS	96
				MTSK-40 MILL ADAPTORS	97
				MTSK-50 ER ADAPTORS	98
				MTSK-50 MILL ADAPTORS	99
				MTSK-63 ER ADAPTORS	100

Table of Contents

Alphabetized Listing

M		RADIAL SINGLE SIDE TWIN STATIC TOOL	18
MTSK-63 MILL ADAPTORS	101	RADIAL SINGLE STATIC CAPTO C4	25
Q		RADIAL SINGLE STATIC CAPTO C4 MAIN SPINDLE	25
QUICK CHANGE AXIAL MTSK DRIVEN TOOL H=100mm	42	RADIAL SINGLE STATIC TOOL	18, 83
QUICK CHANGE AXIAL MTSK DRIVEN TOOL H=110mm	91	RADIAL SINGLE-SIDE TWIN HEAD DRIVEN TOOL IN Y-AXIS	4, 30
QUICK CHANGE AXIAL MTSK DRIVEN TOOL H=72mm	33	RADIAL STATIC HOLDER H=75mm	57
QUICK CHANGE AXIAL MTSK DRIVEN TOOL H=85mm	36	RADIAL STATIC HOLDER H=90mm	57
QUICK CHANGE AXIAL MTSK DRIVEN TOOL H=95mm	39	RADIAL STATIC TOOL	83
QUICK CHANGE AXIAL MTSK GEARED-DOWN 2:1 DRIVEN TOOL H=110mm	92	S	
QUICK CHANGE AXIAL MTSK REINFORCED DRIVEN TOOL H=100mm	42	See Accessories for MTSK Quick Change Adaptors	1, 6, 8, 28, 33, 36, 39, 42, 54, 74, 78-79, 88, 91-92
QUICK CHANGE AXIAL MTSK REINFORCED DRIVEN TOOL H=72mm	33	See Accessories for Polygon Making Mill Heads	10
QUICK CHANGE AXIAL MTSK REINFORCED DRIVEN TOOL H=85mm	36	SINGLE REAR-SET RADIAL STATIC TOOL CAPTO C4	22
QUICK CHANGE AXIAL MTSK REINFORCED DRIVEN TOOL H=95mm	39	STATIC	18-23, 25-27, 57-64, 69-73, 83-85, 87, 95
QUICK CHANGE AXIAL MTSK-40 DRIVEN TOOL FOR POWER SKIVING H=100mm	54	T	
QUICK CHANGE AXIAL MTSK-40 DRIVEN TOOL H=60mm	6	TAILSTOCK FOR SUBSPINDLE	64
QUICK CHANGE AXIAL MTSK-40 DRIVEN TOOL H=70mm	8	TOOL DISASSEMBLING EQUIPMENT FOR MTSK ADAPTORS	102
QUICK CHANGE AXIAL MTSK-50 REINFORCED DRIVEN TOOL H=110mm	79		
QUICK CHANGE AXIAL MTSK-50 REINFORCED DRIVEN TOOL H=90mm	78		
QUICK CHANGE RADIAL MTSK REINFORCED DRIVEN TOOL	28		
QUICK CHANGE RADIAL MTSK-40 DRIVEN TOOL	1		
QUICK CHANGE RADIAL MTSK-50 DRIVEN TOOL	74		
QUICK CHANGE RADIAL MTSK-63 DRIVEN TOOL	88		
R			
RADIAL ±25° ADJUSTABLE ANGLE DRIVEN TOOL RE-DIRECTED BY 50mm	77		
RADIAL ±30° ADJUSTABLE ANGLE DRIVEN TOOL REDIRECTED BY 30mm	5		
RADIAL BLADE HOLDER WITH BLADE KIT	59		
RADIAL BLADE HOLDER WITH INTERNAL COOLANT-BLADE KIT NOT INCLUDED	19, 59		
RADIAL DOUBLE BLADE HOLDER WITH BLADE KIT	19		
RADIAL DOUBLE SIDE TWIN STATIC TOOL	58		
RADIAL DOUBLE STATIC HOLDER	58		
RADIAL DOUBLE STATIC HOLDER H=75mm	58		
RADIAL DOUBLE STATIC TOOL CAPTO C4	70		
RADIAL DRIVEN GEAR HOBBER	17		
RADIAL DRIVEN TOOL	1, 74, 88		
RADIAL DRIVEN TOOL CAPTO C4	65		
RADIAL DRIVEN TOOL CAPTO C5	86		
RADIAL DRIVEN TOOL RE-DIRECTED IN Z BY 100mm	75		
RADIAL DRIVEN TOOL RE-DIRECTED IN Z BY 110mm	89		
RADIAL DRIVEN TOOL RE-DIRECTED IN Z BY 36mm	2		
RADIAL GEARED-DOWN 2:1 DRIVEN TOOL REDIRECTED 80mm IN Z	29		
RADIAL GEARED-DOWN 2:1 DRIVEN TOOL RE-DIRECTED IN Z BY 100mm	75		
RADIAL GEARED-DOWN 2:1 DRIVEN TOOL RE-DIRECTED IN Z BY 110mm	89		
RADIAL GEARED-DOWN 2:1 DRIVEN TOOL RE-DIRECTED IN Z BY 36mm	2		
RADIAL GEARED-UP 1:2 DRIVEN TOOL REDIRECTED 36mm IN Z	29		
RADIAL GEARED-UP 1:2 DRIVEN TOOL RE-DIRECTED IN Z BY 36mm	3		
RADIAL GEARED-UP 1:2 DRIVEN TOOL RE-DIRECTED IN Z BY 47.5mm	76		
RADIAL GEARED-UP 1:3 DRIVEN TOOL REDIRECTED IN Z BY 70mm	90		
RADIAL GEARED-UP 1:4 DRIVEN TOOL	76		
RADIAL GEARED-UP I=1:5.625 DRIVEN TOOL	4		
RADIAL INVERTED DRIVEN TOOL 250mm INTERAXIS	30		
RADIAL INVERTED DRIVEN TOOL RE-DIRECTED IN Z BY 187.5mm	77		
RADIAL REAR-SET SINGLE STATIC TOOL	57		
RADIAL RE-DIRECTED DRIVEN TOOL IN Z BY 47.5mm	76		
RADIAL REINFORCED DRIVEN TOOL	28		
RADIAL SINGLE REAR-SET STATIC TOOL CAPTO C4	69		
RADIAL SINGLE REAR-SET STATIC TOOL CAPTO C5	69		
RADIAL SINGLE REAR-SET STATIC TOOL CAPTO C6	70		
RADIAL SINGLE SIDE TWIN HEAD DRIVEN TOOL IN Y	90		

Table of Contents

Part Number Index

O			DWO 0070232	Axial Double Outlet ER32+ER32	46
0319108	Internal Polygon-Making Weldon 8	10	DWO 0073225	Axial Double Outlet ERA25+ERA32	46
0319110	Internal Polygon-Making Weldon 10	10	DWO 0080125	Axial Double Outlet ER25/ER25 H=60mm	11
0319112	Internal Polygon-Making Weldon 12	10	DWO 0080132	Axial Double Outlet ER32/ER32 H=60mm	11
0319116	Internal Polygon-Making Weldon 16	10	DWO 0080325	Axial Double Outlet ER25/ER25 H=70mm	11
0319125	Internal Polygon-Making ER25	10	DWO 0080332	Axial Double Outlet ER32/ER32 H=70mm	11
0321100	Gear Hobbing Tool 1:1	53	DWO 0100216	Axial Y AXIS Double Outlet ER16 H=60mm	13
0322100	Gear Hobbing Tool 2:1 Geared Down	53	DWO 0100225	Axial Y AXIS Double Outlet ER25 H=60mm	13
0621100	Gear Hobber 1:1	17	DWO 0102216	Axial Y AXIS Double Outlet ER16 H=70mm	13
0622100	Geared-Down Gear Hobber 2:1	17	DWO 0102225	Axial Y AXIS Double Outlet ER25 H=70mm	13
0630025	Axial Rear-Set ER25	8	DWO 0140125	Geared-Up 1:2 Redirected 36mm ER25	29
0632525	Axial Opposite Face Rear-Set ERA25+ERA25	12	DWO 0181100	Driven Gear Hobber 1:1	94
0700025	Radial Inverted 250mm Interaxis ER25	30	DWO 0182100	Driven Gear Hobber 2:1	94
0700032	Radial Inverted 250mm Interaxis ER32	30	DWO 0190111	Axial Geared-Up Cool Thru* H=60mm	10
0720016	Radial Redirected Mill Head Ø16x17mm	2	DWO 0190116	Axial Geared-Up H=60mm	10
0720022	Radial Redirected Mill Head Ø22x19mm	2	DWO 0190311	Axial Geared-Up Cool Thru* H=70mm	10
0720025	Radial Redirected ER25	2	DWO 0190316	Axial Geared-Up H=70mm	10
0720027	Radial Redirected Mill Head Ø27x21mm	2	DWO 0204000	Axial Single BBH: 40mm, H=100mm	61
0720032	Radial Redirected ER32	2	DWO 0205000	Axial Single BBH: 50mm, H=100mm	62
0721225	Radial Geared-Up 1:2 Redirected ER25	3	DWO 0249108	Internal Polygon-Making Weldon 8	10
0722116	Radial Geared-Down 2:1 Mill Head Ø16x17	2	DWO 0249110	Internal Polygon-Making Weldon 10	10
0722122	Radial Geared-Down 2:1 Mill Head Ø22x19	2	DWO 0249112	Internal Polygon-Making Weldon 12	10
0722127	Radial Geared-Down 2:1 Mill Head Ø27x21	2	DWO 0249116	Internal Polygon-Making Weldon 16	10
0722132	Radial Geared-Down 2:1 ER32	2	DWO 0249125	Internal Polygon-Making ER25	10
0730016X2	Radial Double Outlet ER16	4	DWO 0251100	Gear Hobbing Tool	81
0730025X2	Radial Double Outlet ER25	4	DWO 0252100	Gear Hobbing Tool Geared Down	81
0772500	Radial Single-Side Twin Double Tool: 25mm	18	DWO 0272000	Radial Double Static Tool : 20mm	58
080003	Removable Tailstock Center	64	DWO 0272500	Radial Double Static Tool : 25mm	58
0813810	Axial Single BBH: 1 1/2"	20	DWO 0272510	Radial Double Static Tool : 25mm Cool Thru	58
0814000	Axial Single BBH: 40mm	20	DWO 0272540	Radial Double Static Tool : 1"	58
0820200	Tailstock for Sub Spindle 38mm	64	DWO 0422500	Axial Static Tool 25mm	20
0820200L	Tailstock for Sub Spindle 2"	64	DWO 0422510	Axial Static Tool 25mm Cool Thru	20
0832500	Axial Single BBH: 25mm	60	DWO 0422540	Axial Static Tool 1" x 1"	20
0833810	Axial Single BBH: 1-1/2"	60	DWO 0430120	Radial Re-Directed Driven Tool	76
0834000	Axial Single BBH: 40mm	60	DWO 0430220	Geared-Up Re-Directed Driven Tool ERA20	76
0835000	Axial Single BBH: 50mm	60	DWO 0444010	Single Rear-Set Radial Capto C4 Right Hand	22
0835080	Axial Single BBH: 2"	60	DWO 0444010LC	Single Rear-Set Radial Capto C4 Left Hand	22
0841225	Radial Inverted Driven Tool in Z	77	DWO 0450116	Radial Geared-Up 1:4 ER16	76
0841232	Radial Inverted Driven Tool in Z	77	DWO 0482000	Radial Static Tool: 20mm H=90mm	57
0891225	Axial Geared-Up 1:2 ER25 H=60mm	9	DWO 0482500	Radial Static Tool: 25mm H=90mm	57
0891325	Axial Geared-Up 1:2 ER25 H=60mm Cool Thru*	9	DWO 0482540	Radial Static Tool: 1" H=90mm	57
0893625	Axial Geared-Up 1:2 ER25 H=70mm	9	DWO 0540216	Radial Y-Axis Double Outlet ER16	30
0893725	Axial Geared-Up 1:2 ER25 H=70mm Cool Thru*	9	DWO 0540225	Radial Y-Axis Double Outlet ER25	30
			DWO 0600111	Radial Geared-Up 1:5.625 ER11 Cool Thru*	4
			DWO 0600116	Radial Geared-Up 1:5.625 ER16	4
			DWO 0622500	Radial Double Side Twin Static Tool H=25mm	58
			DWO 0622540	Radial Double Side Twin Static Tool H=1"	58
			DWO 0650140	Axial ER40 Reinforced	78
			DWO 0650240	Axial ER40 Reinforced Cool Thru*	78
			DWO 0650522	Axial Reinforced Mill Head Ø22x19	78
			DWO 0650725	Axial Reinforced Weldon25	78
			DWO 0650825	Axial Reinforced Weldon25 Cool Thru*	78
			DWO 0660120	0-180 Adj.Angle ERA20 H=47.5mm	15
			DWO 0660220	0-180 Adj.Angle ERA20 H=47.5mm, Cool Thru*	15
			DWO 0660316	0-180 Adj. Angle Geared-Up 1:2	16
			DWO 0660416	0-180 Adj. Angle Geared-Up 1:2 Cool Thru*	16
			DWO 0665120	0-180 Adj. Angle ERA20 with Digital Display	15
			DWO 0665220	0-180 Adj. Angle ERA20 with Digital Display Cool Thru*	15
			DWO 0665316	0-180 Adj. Angle ERA16 Geared-Up with Digital Display	16
			DWO 0665416	0-180 Adj. Angle ERA16 Geared-Up with Digital Display Cool Thru*	16
			DWO 0672000	Radial Double Static Tool 20mm H=75mm	58
			DWO 0672500	Radial Double Static Tool 25mm H=75mm	58
			DWO 0700125	Axial ER25 H=72mm	31
			DWO 0700132	Axial ER32 H=72mm	31
			DWO 0700140	Axial ER40 H=72mm	31
DWO 0031100	Heavy Duty Gear Hobbing Tool 1:1	53			
DWO 0032100	Heavy Duty Gear Hobbing Tool 2:1 Geared Down	53			
DWO 0051108	Radial Gear Hobber 1:1 D=8mm	17			
DWO 0051110	Radial Gear Hobber 1:1 D=10mm	17			
DWO 0051113	Radial Gear Hobber 1:1 D=13mm	17			
DWO 0051116	Radial Gear Hobber 1:1 D=16mm	17			

Table of Contents

Part Number Index

DWO 0700225	Axial ER25 H=72mm Cool Thru*	31	DWO 1122225	Axial Twin Head ER25+ER25	47
DWO 0700232	Axial ER32 H=72mm Cool Thru*	31	DWO 1122325	Axial Twin Head ERA25+ERA25	47
DWO 0700240	Axial ER40 H=72mm Cool Thru*	31	DWO 1130125	Axial ER25 H=85mm	34
DWO 0700325	Axial ERA25 H=72mm	31	DWO 1130132	Axial ER32 H=85mm	34
DWO 0700425	Axial ERA25 H=72mm Cool Thru*	31	DWO 1130140	Axial ER40 H=85mm	34
DWO 0700516	Axial Mill Head D=16mm, L=17mm	31	DWO 1130225	Axial ER25 H=85mm Cool Thru*	34
DWO 0700522	Axial Mill Head D=22mm, L=19mm	31	DWO 1130232	Axial ER32 H=85mm Cool Thru*	34
DWO 0700527	Axial Mill Head D=27mm, L=21mm	31	DWO 1130240	Axial ER40 H=85mm Cool Thru*	34
DWO 0710125	Axial Geared-Up ERA25 1:2	44	DWO 1130325	Axial ERA25 H=85mm	34
DWO 0710225	Axial Geared-Up ERA25 1:2 Cool Thru*	44	DWO 1130425	Axial ERA25 H=85mm Cool Thru*	34
DWO 0720132	Axial Opposite Face ER32+ER25 H=72mm	44	DWO 1130516	Axial Mill Head D=16mm, L=17mm	34
DWO 0722520	Axial Opposite Face ERA25+ERA20 H=72mm	44	DWO 1130522	Axial Mill Head D=22mm, L=19mm	34
DWO 0746000	Axial Single BBH: 60mm	63	DWO 1130527	Axial Mill Head D=27mm, L=21mm	34
DWO 0752500	Radial Single Static Tool	83	DWO 1140125	Axial ER25 H=100mm	40
DWO 0770140	Axial MTSK-40 H=60mm	6	DWO 1140132	Axial ER32 H=100mm	40
DWO 0770240	Axial MTSK-40 H=60mm Cool Thru*	6	DWO 1140140	Axial ER40 H=100mm	40
DWO 0780140	Axial MTSK-40 H=70mm	8	DWO 1140225	Axial ER25 H=100mm Cool Thru*	40
DWO 0780240	Axial MTSK-40 H=70mm Cool Thru*	8	DWO 1140232	Axial ER32 H=100mm Cool Thru*	40
DWO 0801140	Radial MTSK-40 Driven Tool	1	DWO 1140240	Axial ER40 H=100mm Cool Thru*	40
DWO 0811100	Gear Hobber- Large Size	81	DWO 1140325	Axial ERA25 H=100mm	40
DWO 0812100	Gear Hobber- Large Size 2:1	81	DWO 1140425	Axial ERA25 H=100mm Cool Thru*	40
DWO 0820140	0-180 Adj. Angle ER40	80	DWO 1140516	Axial Mill Head 16x17mm H=100mm	40
DWO 0820240	0-180 Adj. Angle ER40 Cool Thru*	80	DWO 1140522	Axial Mill Head 22x19mm H=100mm	40
DWO 0820332	0-180 Adj. Angle ERA32	80	DWO 1140527	Axial Mill Head 27x21mm H=100mm	40
DWO 0820432	0-180 Adj. Angle ERA32 Cool Thru*	80	DWO 1150132	Axial Opposite Face ER32+ER25 H=85mm	45
DWO 0830140	0-180 Adj. Angle ER40 BMT85	93	DWO 1152520	Axial Opposite Face ERA25+ERA20 H=85mm	45
DWO 0830240	0-180 Adj. Angle ER40 BMT85 Cool Thru*	93	DWO 1160132	Axial Opposite Face ER32+ER25 H=100mm	46
DWO 0830332	0-180 Adj. Angle ERA32 BMT85	93	DWO 1162520	Axial Opposite Face ERA25+ERA20 H=100mm	46
DWO 0830432	0-180 Adj. Angle ERA32 BMT85 Cool Thru*	93	DWO 1170140	Axial MTSK-40 H=72mm	33
DWO 0851100	Heavy Duty Gear Hobber 1:1	94	DWO 1170150	Axial MTSK-50 H=72mm	33
DWO 0852100	Heavy Duty Gear Hobber 2:1	94	DWO 1170240	Axial MTSK-40 H=72mm Cool Thru*	33
DWO 0870125	Axial ER25 H=60mm	6	DWO 1170250	Axial MTSK-50 H=72mm Cool Thru*	33
DWO 0870132	Axial ER32 H=60mm	6	DWO 1180140	Axial MTSK-40 H=85mm	36
DWO 0870140	Axial ER40 H=60mm	6	DWO 1180150	Axial MTSK-50 H=85mm	36
DWO 0870225	Axial ER25 H=60mm Cool Thru*	6	DWO 1180240	Axial MTSK-40 H=85mm Cool Thru*	36
DWO 0870232	Axial ER32 H=60mm Cool Thru*	6	DWO 1180250	Axial MTSK-50 H=85mm Cool Thru*	36
DWO 0870240	Axial ER40 H=60mm Cool Thru*	6	DWO 1190140	Axial MTSK-40 H=100mm	42
DWO 0870325	Axial ERA25 H=60mm	6	DWO 1190150	Axial MTSK-50 H=100mm	42
DWO 0870425	Axial ERA25 H=60mm Cool Thru*	6	DWO 1190240	Axial MTSK-40 H=100mm Cool Thru*	42
DWO 0870516	Axial Mill Head Ø16x17 H=60mm	6	DWO 1190250	Axial MTSK-50 H=100mm Cool Thru*	42
DWO 0870522	Axial Mill Head Ø22x19 H=60mm	6	DWO 1200163	MTSK-63 Geared-Down 2:1	92
DWO 0870527	Axial Mill Head Ø27x21 H=60mm	6	DWO 1200263	MTSK-63 Geared-Down 2:1 Cool Thru*	92
DWO 0880125	Axial ER25 H=70mm	7	DWO 1210150	Axial ERA50 Geared-Down 2:1	92
DWO 0880132	Axial ER32 H=70mm	7	DWO 1210250	Axial ERA50 Geared-Down 2:1 Cool Thru*	92
DWO 0880140	Axial ER40 H=70mm	7	DWO 1230225	Axial Twin Head ER25	48
DWO 0880225	Axial ER25 H=70mm Cool Thru*	7	DWO 1230325	Axial Twin Head ERA25	48
DWO 0880232	Axial ER32 H=70mm Cool Thru*	7	DWO 1231225	Axial Twin Head ER25 Cool Thru	48
DWO 0880240	Axial ER40 H=70mm Cool Thru*	7	DWO 1231325	Axial Twin Head ERA25 Cool Thru	48
DWO 0880325	Axial ERA25 H=70mm	7	DWO 1232225	Axial Twin Head ER25+ER25	48
DWO 0880425	Axial ERA25 H=70mm Cool Thru*	7	DWO 1232325	Axial Twin Head ERA25+ERA25	48
DWO 0880516	Axial Mill Head Ø16x17 H=70mm	7	DWO 1240150	Radial ERA50 BMT85	88
DWO 0880522	Axial Mill Head Ø22x19 H=70mm	7	DWO 1290140	Axial Weldon 40 H=110mm Cool Thru*	91
DWO 0880527	Axial Mill Head Ø27x21 H=70mm	7	DWO 1290240	Axial Weldon 40 H=110mm	91
DWO 0901132	Radial ER32	1	DWO 1302500	Radial Static Tool 25mm x 25 mm	83
DWO 0901325	Radial ERA25	1	DWO 1302540	Radial Static Tool 1" x 1"	83
DWO 0901332	Radial ERA32	1	DWO 1303175	Radial Static Tool 1 1/4" x 1 1/4"	83
DWO 0940300	Toolholder for Sliding Steady Rest Size 2	56	DWO 1303200	Radial Static Tool 32mm x 32mm	83
DWO 0940300US	Toolholder for Sliding Steady Rest Size 2 with Electronics	56	DWO 1312500	Axial Static Tool 25mm x 25mm	84
DWO 0950216	Axial Geared-Up 1:2 Y-Axis Double ER16 H=60	13	DWO 1312540	Axial Static Tool 1" x 1"	84
DWO 0950225	Axial Geared-Up 1:2 Y-Axis Double ER25 H=60	13	DWO 1313175	Axial Static Tool 1 1/4" x 1 1/4"	84
DWO 0951216	Axial Geared-Up 1:2 Y-Axis Double ER16 H=70	13	DWO 1313200	Axial Static Tool 32mm x 32mm	84
DWO 0951225	Axial Geared-Up 1:2 Y-Axis Double ER25 H=70	13	DWO 1328000	Axial Single Boring Bar Holder 80mm	85
DWO 1120225	Axial Twin Head ER25	47	DWO 1335000	Axial Single BBH 50mm H=110mm	84
DWO 1120325	Axial Twin Head ERA25	47	DWO 1340140	Axial ER40 Reinforced	79
DWO 1121225	Axial Twin Head ER25 Cool Thru	47	DWO 1340240	Axial ER40 Reinforced Cool Thru*	79
DWO 1121325	Axial Twin Head ERA25 Cool Thru	47	DWO 1340522	Axial Reinforced Mill Head Ø22x19	79
			DWO 1340725	Axial Reinforced Weldon25	79

Table of Contents

Part Number Index

DWO 1340825	Axial Reinforced Weldon 25 Cool Thru*	79	DWO 1930522	0-180 Adjustable Angle 22x19mm	50
DWO 1370140	Axial Geared-Down H=90mm	80	DWO 1940120	0-180 Adjustable Angle ERA20	51
DWO 1370240	Axial Geared-Down H=90mm Cool Thru*	80	DWO 1940220	0-180 Adjustable Angle ERA20 Cool Thru*	51
DWO 1372733	Axial Geared-Down Mill Head	80	DWO 1940316	0-180 Adj. Angle Geared-Up ERA16	52
DWO 1384010	Radial Rear-Set Static Capto C4 Right Hand	69	DWO 1940416	0-180 Adj. Angle Geared-Up ERA16 Cool Thru*	52
DWO 1384010LC	Radial Rear-Set Static Capto C4 Left Hand	69	DWO 1945120	0-180 Adj. Angle ERA20 with Digital Display	51
DWO 1410132	Radial Blade Holder with Blade Kit	59	DWO 1945220	0-180 Adj. Angle ERA20 with Digital Display Cool Thru*	51
DWO 1422500	Radial Static Tool: 25mm	57	DWO 1945316	0-180 Adj. Angle Geared-Up ERA16 with Digital Display	52
DWO 1422510	Radial Static Tool: 25mm Cool Thru	57	DWO 1945416	0-180 Adj. Angle Geared-Up ERA16 with Digital Display Cool Thru*	52
DWO 1422540	Radial Static Tool: 1"	57	DWO 1980100	Broaching/Slotting Tool 50mm Stroke H=90mm	82
DWO 1446000	Axial Single BBH 60mm H=100	62	DWO 1980200	Broaching/Slotting Tool 25mm Stroke H=90mm	82
DWO 1452500	Axial Static Tool 25mm	60	DWO 1991140	Radial ERA40 Re-Directed in Z by 100mm	75
DWO 1452540	Axial Static Tool 1"	60	DWO 1992140	Radial ERA40 Geared-Down Re-Directed in Z by 100mm	75
DWO 1520100	Broaching / Slotting Tool H=100mm	55	DWO 1992240	Radial ERA40 Re-Directed in Z by 100mm Cool Thru*	75
DWO 1520200	Broaching / Slotting Tool H=100mm	56	DWO 1994240	Radial ERA40 Geared-Down Re-Directed in Z by 100mm Cool Thru*	75
DWO 1530100	Broaching / Slotting Tool H=85mm	55	DWO 2121140	Radial ERA40 Re-Directed in Z by 110mm	89
DWO 1530200	Broaching / Slotting Tool H=85mm	56	DWO 2121240	Radial ERA40 Re-Directed in Z by 110mm Cool Thru*	89
DWO 1540132	Radial Reinforced ER32	28	DWO 2122140	Radial ERA40 Geared-Down Re-Directed in Z by 110mm	89
DWO 1540140	Radial Reinforced ER40	28	DWO 2122240	Radial ERA40 Geared-Down Re-Directed in Z by 110mm Cool Thru*	89
DWO 1540625	Radial Reinforced Weldon 25 Cool Thru*	28	DWO 2130150	Radial MTSK-50	74
DWO 1540827	Radial Reinforced 27x21mm Cool Thru*	28	DWO 2130250	Radial MTSK-50 Cool Thru*	74
DWO 1550140	Radial MTSK-40 Reinforced	28	DWO 2150150	Axial Reinforced MTSK-50	78
DWO 1550150	Radial MTSK-50 Reinforced	28	DWO 2150250	Axial Reinforced MTSK-50 Cool Thru*	78
DWO 1560140	Radial ERA40	74	DWO 2160150	Axial Reinforced MTSK-50	79
DWO 1560332	Radial ERA32	74	DWO 2160250	Axial Reinforced MTSK-50 Cool Thru*	79
DWO 1560432	Radial ERA32 Cool Thru*	74	DWO 2180150	Axial MTSK-50 H=72mm	33
DWO 1580332	Radial Geared-Down 2:1 Redirected 80mm in Z	29	DWO 2180250	Axial MTSK-50 H=72mm Cool Thru*	33
DWO 1600163	Axial MTSK63 H=110mm	91	DWO 2190150	Axial MTSK-50 H=85mm	36
DWO 1600263	Axial MTSK63 H=110mm Cool Thru*	91	DWO 2190250	Axial MTSK-50 H=85mm Cool Thru*	36
DWO 1702520	Axial Double Outlet ERA25/ERA20 H=60mm	11	DWO 2200150	Axial MTSK-50 H=100mm	42
DWO 1703225	Axial Double Outlet ER32/ER25 H=60mm	11	DWO 2200250	Axial MTSK-50 H=100mm Cool Thru*	42
DWO 1712520	Axial Double Outlet ERA25/ERA20 H=70mm	11	DWO 2222510	Radial Single Static Tool 25mm Cool Thru	18
DWO 1713225	Axial Double Outlet ER32/ER25 H=70mm	11	DWO 2355000	Axial Single BBH 50mm	21
DWO 1730132L	Radial Blade Holder with Cool Thru (Left Hand)	59	DWO 2355080	Axial Single BBH 2"	21
DWO 1730132R	Radial Blade Holder with Cool Thru (Right Hand)	59	DWO 2360132	Axial Geared-Down 2:1 ER32	43
DWO 1750163	Radial MTSK-63	88	DWO 2360140	Axial Geared-Down 2:1 ER40	43
DWO 1750263	Radial MTSK-63 Cool Thru*	88	DWO 2360232	Axial Geared-Down 2:1 ER32 Cool Thru	43
DWO 1770100	Axial MTSK-40 for Power Skiving	54	DWO 2360240	Axial Geared-Down 2:1 ER40 Cool Thru	43
DWO 1840120	0-180 Adj. Angle ER20 with Digital Display	14	DWO 2360725	Axial Geared-Down 2:1 WELDON 25	43
DWO 1840125	0-180 Adj. Angle ER5 with Digital Display	14	DWO 2360825	Axial Geared-Down 2:1 WELDON 25 Cool Thru	43
DWO 1840516	0-180 Adj. Angle 16x17mm with Digital Display	14	DWO 2380132	Radial Blade Holder with Blade Kit	19
DWO 1840519	0-180 Adj. Angle 3/4"x3/4" with Digital Display	14	DWO 2390132L	Radial Double Blade Holder Cool Thru (Left Hand)	19
DWO 1840522	0-180 Adj. Angle 22x19mm with Digital Display	14	DWO 2390132R	Radial Double Blade Holder Cool Thru (Right Hand)	19
DWO 1850120	0-180 Adj. Angle ER20 with Digital Display	49	DWO 2434010	Axial Rear-Set Boring Bar Holder C4 Right Hand	23
DWO 1850125	0-180 Adj. Angle ER25 with Digital Display	49	DWO 2434010LC	Axial Rear-Set Boring Bar Holder C4 Left Hand	23
DWO 1850516	0-180 Adj. Angle 16x17mm with Digital Display	49	DWO 2470132	Axial Reinforced ER32	32
DWO 1850519	0-180 Adj. Angle 3/4"x3/4" with Digital Display	49	DWO 2470232	Axial Reinforced ER32 Cool Thru*	32
DWO 1850522	0-180 Adj. Angle 22x19mm with Digital Display	49	DWO 2470725	Axial Reinforced Weldon 25	32
DWO 1860120	0-180 Adj. Angle ER20 with Digital Display	50	DWO 2470825	Axial Reinforced Weldon 25 Cool Thru*	32
DWO 1860125	0-180 Adj. Angle ER25 with Digital Display	50	DWO 2480132	Axial Reinforced ER32	35
DWO 1860516	0-180 Adj. Angle 16x17mm with Digital Display	50	DWO 2480232	Axial Reinforced ER32 Cool Thru*	35
DWO 1860519	0-180 Adj. Angle 3/4"x3/4" with Digital Display	50	DWO 2480725	Axial Reinforced Weldon 25	35
DWO 1860522	0-180 Adj. Angle 22x19mm with Digital Display	50	DWO 2480825	Axial Reinforced Weldon 25 Cool Thru*	35
DWO 1910120	0-180 Adjustable Angle ER20	14	DWO 2490132	Axial Reinforced ER32	41
DWO 1910125	0-180 Adjustable Angle ER25	14	DWO 2490232	Axial Reinforced ER32 Cool Thru*	41
DWO 1910516	0-180 Adjustable Angle 16x17mm	14	DWO 2490725	Axial Reinforced Weldon 25	41
DWO 1910519	0-180 Adjustable Angle 3/4"x3/4"	14	DWO 2490825	Axial Reinforced Weldon 25 Cool Thru*	41
DWO 1910522	0-180 Adjustable Angle 22x19mm	14	DWO 2500132	Axial Reinforced ER32	38
DWO 1920120	0-180 Adjustable Angle ER20	49	DWO 2500232	Axial Reinforced ER32 Cool Thru*	38
DWO 1920125	0-180 Adjustable Angle ER25	49	DWO 2500725	Axial Reinforced Weldon 25	38
DWO 1920516	0-180 Adjustable Angle 16x17mm	49			
DWO 1920519	0-180 Adjustable Angle 3/4"x3/4"	49			
DWO 1920522	0-180 Adjustable Angle 22x19mm	49			
DWO 1930120	0-180 Adjustable Angle ER20	50			
DWO 1930125	0-180 Adjustable Angle ER25	50			
DWO 1930516	0-180 Adjustable Angle 16x17mm	50			
DWO 1930519	0-180 Adjustable Angle 3/4"x3/4"	50			

Table of Contents

Part Number Index

DWO 2500825	Axial Reinforced Weldon 25 Cool Thru*	38	DWO 3470232	Radial Reinforced ER32 Cool Thru*	28
DWO 2510125	Axial ER25 H=95mm	37	DWO 3470240	Radial Reinforced ER40 Cool Thru*	28
DWO 2510132	Axial ER32 H=95mm	37	DWO 3480240	Radial MTSK-40 Reinforced Cool Thru*	28
DWO 2510140	Axial ER40 H=95mm	37	DWO 3480250	Radial MTSK-50 Reinforced Cool Thru*	28
DWO 2510225	Axial ER25 H=95mm Cool Thru*	37	DWO 3490232	Radial ER32 Cool Thru*	1
DWO 2510232	Axial ER32 H=95mm Cool Thru*	37	DWO 3490425	Radial ERA25 Cool Thru*	1
DWO 2510240	Axial ER40 H=95mm Cool Thru*	37	DWO 3490432	Radial ERA32 Cool Thru*	1
DWO 2510325	Axial ERA25 H=95mm	37	DWO 3505010	Radial Single Rear-Set Capto C5 Right Hand	69
DWO 2510425	Axial ERA25 H=95mm Cool Thru*	37	DWO 3505010LC	Radial Single Rear-Set Capto C5 Left Hand	69
DWO 2510516	Axial 16x17mm H=95mm	37	DWO 3515010	Axial Single Static Capto C5 Right Hand	72
DWO 2510522	Axial 22x19mm H=95mm	37	DWO 3515010LC	Axial Single Static Capto C5 Left Hand	72
DWO 2510527	Axial 27x21mm H=95mm	37	DWO 3530325	Radial $\pm 30^\circ$ Adj. Angle ERA25	5
DWO 2520132	Axial Opposite Face ER32+ER25	45	DWO 3610450	Radial ERA50 BMT85 Cool Thru*	88
DWO 2522520	Axial Opposite Face ERA25+ERA20	45	DWO 3640240	Radial MTSK-40 Driven Tool Cool Thru	1
DWO 2530140	Axial MTSK-40 H=95mm	39	DWO 3652500	Radial Single Rear Set Static Tool $\varnothing 25$ mm	57
DWO 2530150	Axial MTSK-50 H=95mm	39	DWO 3746000	Axial Single BBH $\varnothing 60$ mm	95
DWO 2530240	Axial MTSK-40 H=95mm Cool Thru*	39	DWO 3753200	Axial Single Static Tool $\varnothing 32$ mm	95
DWO 2530250	Axial MTSK-50 H=95mm Cool Thru*	39	DWO 3770240	Axial Opposite Face Twin Capto C4+C4	68
DWO 2540150	Axial Reinforced MTSK-50	39	DWO 3780125	Axial Geared-Up 1:2 ERA25	43
DWO 2540250	Axial Reinforced MTSK-50 Cool Thru*	39	DWO 3780225	Axial Geared-Up 1:2 ERA25 Cool Thru*	43
DWO 2570132	Axial Rear-Set ER32	38	DWO 3804010	Axial Single Static Tool Capto C4 Right Hand	22
DWO 2644010	Axial Single Static Tool Capto C4 Right Hand	71	DWO 3804010LC	Axial Single Static Tool Capto C4 Left Hand	22
DWO 2644010LC	Axial Single Static Tool Capto C4 Left Hand	71	DWO 3842500	Radial Single Static Tool 25mm	18
DWO 2710420	Radial Redirected ERA20	2	DWO 3842540	Radial Single Static Tool 1"	18
DWO 2856010	Axial Single Static Tool Capto C6 Right Hand	87	DWO 3853810	Axial Rear Set BBH 1-1/2"	63
DWO 2856010LC	Axial Single Static Tool Capto C6 Left Hand	87	DWO 3854000	Axial Rear Set BBH $\varnothing 40$ mm	63
DWO 2882500	Axial Single BBH: 25mm	61	DWO 3930225	Axial Geared-Up 1:2 Opp. Face ERA25+ERA25	12
DWO 2884000	Axial Single BBH: 40mm	61	DWO 3931225	Axial Geared-Up 1:2 Opp. Face ERA25+ERA25	12
DWO 2928022	Driven Tool for Worm Screws $\varnothing 22 \times 12$ mm	54	DWO 4032540	Radial Single-Side Twin Double Tool: 1"	18
DWO 2928125	Driven Tool for Worm Screws $\varnothing 1" \times 12$ mm	54			
DWO 2980332	Radial $\pm 25^\circ$ Adjustable Angle ERA32	77	K		
DWO 3030250	Radial Driven Tool Capto C5	86	KIT 1000002	Plug for 50mm or 2" BBH to Make Cool Thru	21
DWO 3080140	Axial Driven Tool Capto C4	65	KIT 1000002	Plug for 50mm BBH to Make Cool Thru	84
DWO 3080240	Axial Driven Tool Capto C4 Cool Thru*	65	KIT 1000003	Plug for 40mm BBH to Make Cool Thru	63
DWO 3110140	Axial Driven Tool Capto C4	66	KIT 1000003	Plug for 40mm BBH to Make Cool Thru	61
DWO 3110240	Axial Driven Tool Capto C4 Cool Thru*	66	KIT 1000004	Plug for 1-1/2" BBH to Make Cool Thru	63
DWO 3120140	Axial Driven Tool Capto C4	66	KIT 1000006	Plug for 25mm or 1" BBH to Make Cool Thru	61
DWO 3120240	Axial Driven Tool Capto C4 Cool Thru*	66	KIT 1000025	Plug for 60mm BBH to Make Cool Thru	95
DWO 3130140	Axial Driven Tool Capto C4	67	KIT 1003002	Plug & Seal Kit for 50mm or 2" BBH to Make Cool Thru	60
DWO 3130240	Axial Driven Tool Capto C4 Cool Thru*	67	KIT 1003002	Plug & Seal Kit for 50mm BBH to Make Cool Thru	62
DWO 3140240	Axial Opposite Face Twin Capto C4+C4	67	KIT 1003003	Plug & Seal Kit for 40mm BBH to Make Cool Thru	61
DWO 3150140	Radial Driven Tool Capto C4	65	KIT 1003003	Plug & Seal Kit for 40mm BBH to Make Cool Thru	60
DWO 3150240	Radial Driven Tool Capto C4 Cool Thru	65	KIT 1003003	Plug & Seal Kit for 40mm BBH to Make Cool Thru	20
DWO 3166010	Axial Single Static Tool Capto C6 Right Hand	72	KIT 1003004	Plug & Seal Kit for 1 1/2" BBH to Make Cool Thru	20
DWO 3166010LC	Axial Single Static Tool Capto C6 Left Hand	72	KIT 1003004	Plug & Seal Kit for 1 1/2" BBH to Make Cool Thru	60
DWO 3176010	Radial Single Rear-Set Capto C6 Right Hand	70	KIT 1003006	Plug & Seal Kit for 25mm BBH to Make Cool Thru	60
DWO 3176010LC	Radial Single Rear-Set Capto C6 Left Hand	70	KIT 1003025	Plug & Seal Kit for 60mm BBH to Make Cool Thru	63
DWO 3190150	Axial ERA50 H=110mm	91	KIT 1005013	Plug & Seal Kit for 80mm BBH to Make Cool Thru	85
DWO 3190250	Axial ERA50 H=110mm Cool Thru*	91	KIT 1009025	Plug & Seal Kit for 60mm BBH to Make Cool Thru	62
DWO 3190350	Axial ER50 H=110mm	91			
DWO 3190450	Axial ER50 H=110mm Cool Thru*	91	M		
DWO 3270150	Axial Geared-Up 1:2 ER50	93	MTSK40A02	MTSK-40 Adaptor ER32	96
DWO 3270250	Axial Geared-Up 1:2 ER50 Cool Thru*	93	MTSK40A03	MTSK-40 Adaptor ER25	96
DWO 3320332	Radial Geared-Up 1:3 Redirected ERA32	90	MTSK40A05	MTSK-40 Adaptor ER16	96
DWO 3330225	Radial Single Side Twin Head ER25	90	MTSK40A06	MTSK-40 Adaptor ER16	96
DWO 3390240	Radial ER40 Cool Thru*	74	MTSK40A07	MTSK-40 Adaptor ER16	96
DWO 3404020	Axial Opposite Face Capto C4 Right Hand	73	MTSK40A08	MTSK-40 Adaptor ER11	96
DWO 3404020LC	Axial Opposite Face Capto C4 Left Hand	73	MTSK40A09	MTSK-40 Adaptor ER11	96
DWO 3414010	Axial Single Static Capto C4 Right Hand	71	MTSK40B02	MTSK-40 Adaptor ERA25	96
DWO 3414010LC	Axial Single Static Capto C4 Left Hand	71	MTSK40B03	MTSK-40 Adaptor ERA20	96
DWO 3424020	Radial Double Static Capto C4 Right Hand	70	MTSK40C02	MTSK-40 Adaptor Mill $\varnothing 16 \times 17$	97
DWO 3424020LC	Radial Double Static Capto C4 Left Hand	70	MTSK40C03	MTSK-40 Adaptor Mill 3/4"	97
DWO 3430140	Axial Driven Tool Capto C4	86	MTSK40C04	MTSK-40 Adaptor Mill $\varnothing 22 \times 19$	97
DWO 3430150	Axial Driven Tool Capto C5	86	MTSK40C05	MTSK-40 Adaptor Mill $\varnothing 27 \times 21$	97
DWO 3430240	Axial Driven Tool Capto C4 Cool Thru	86	MTSK40D01	MTSK-40 Adaptor Mill Weldon 6	97
DWO 3430250	Axial Driven Tool Capto C5 Cool Thru	86	MTSK40D02	MTSK-40 Adaptor Mill Weldon 8	97
DWO 3462510	Axial Static Tool 25mm Cool Thru	60	MTSK40D03	MTSK-40 Adaptor Mill Weldon 10	97

Table of Contents

Part Number Index

MTSK40D04	MTSK-40 Adaptor Mill Weldon 12	97	SPC1932000LC	Axial Single Static Capto C4 Left Version	27
MTSK40D06	MTSK-40 Adaptor Mill Weldon 16	97	SPC1942000	Axial Single Static Capto C4 Male Clamping Right Version	27
MTSK40D07	MTSK-40 Adaptor Mill Weldon 20	97			
MTSK40D11	MTSK-40 Adaptor Mill Weldon 1/4"	97	SPC1952000	Radial Static Capto C4 Main Spindle Only	25
MTSK40D12	MTSK-40 Adaptor Mill Weldon 5/16"	97	SPC1962000LC	Radial Single Static Capto C4 Left Version	25
MTSK40D13	MTSK-40 Adaptor Mill Weldon 3/8"	97	SPC1972000	Axial Single Static Tool Capto C4	26
MTSK40D14	MTSK-40 Adaptor Mill Weldon 1/2"	97	SPC1982000	Axial Single Static Capto C4	26
MTSK40D21	MTSK-40 Adaptor Mill Weldon 6	97			
MTSK40D24	MTSK-40 Adaptor Mill Weldon 10	97			
MTSK40D25	MTSK-40 Adaptor Mill Weldon 12	97			
MTSK40F01	MTSK-40 Adaptor Mill 1/2"	97			
MTSK40G03	MTSK-40 Adaptor MR25	97			
MTSK40H01	MTSK-40 Adaptor Morse 1	97			
MTSK40H02	MTSK-40 Adaptor Morse 2	97			
MTSK40T00	MTSK-40 Cover Plug	97			
MTSK50A01	MTSK-50 Adaptor ER40	98			
MTSK50A02	MTSK-50 Adaptor ER32	98			
MTSK50A03	MTSK-50 Adaptor ER25	98			
MTSK50A05	MTSK-50 Adaptor ER16	98			
MTSK50B01	MTSK-50 Adaptor ERA32	98			
MTSK50B02	MTSK-50 Adaptor ERA25	98			
MTSK50B03	MTSK-50 Adaptor ERA20	98			
MTSK50C02	MTSK-50 Adaptor Mill Ø16x17	99			
MTSK50C03	MTSK-50 Adaptor Mill 3/4"	99			
MTSK50C04	MTSK-50 Adaptor Mill Ø22x19	99			
MTSK50C05	MTSK-50 Adaptor Mill 1"x3/4"	99			
MTSK50C06	MTSK-50 Adaptor Mill Ø27x21	99			
MTSK50C07	MTSK-50 Adaptor Mill Ø32x24	99			
MTSK50D01	MTSK-50 Adaptor Mill Weldon 6	99			
MTSK50D02	MTSK-50 Adaptor Mill Weldon 8	99			
MTSK50D03	MTSK-50 Adaptor Mill Weldon 10	99			
MTSK50D04	MTSK-50 Adaptor Mill Weldon 12	99			
MTSK50D05	MTSK-50 Adaptor Mill Weldon 16	99			
MTSK50D07	MTSK-50 Adaptor Mill Weldon 20	99			
MTSK50D08	MTSK-50 Adaptor Mill Weldon 25	99			
MTSK50D11	MTSK-50 Adaptor Mill Weldon 1/4"	99			
MTSK50D12	MTSK-50 Adaptor Mill Weldon 5/16"	99			
MTSK50D13	MTSK-50 Adaptor Mill Weldon 3/8"	99			
MTSK50D14	MTSK-50 Adaptor Mill Weldon 1/2"	99			
MTSK50D15	MTSK-50 Adaptor Mill Weldon 5/8"	99			
MTSK50E01	MTSK-50 Adaptor POWERGRIP PG25	99			
MTSK50T00	MTSK-50 Cover Plug	99			
MTSK63A01	MTSK-63 Adaptor ER50	100			
MTSK63A02	MTSK-63 Adaptor ER40	100			
MTSK63A03	MTSK-63 Adaptor ER32	100			
MTSK63A04	MTSK-63 Adaptor ER25	100			
MTSK63B01	MTSK-63 Adaptor ERA40	100			
MTSK63B02	MTSK-63 Adaptor ERA32	100			
MTSK63B03	MTSK-63 Adaptor ERA25	100			
MTSK63C02	MTSK-63 Adaptor Mill Ø16x17	101			
MTSK63C03	MTSK-63 Adaptor Mill 3/4"x3/4"	101			
MTSK63C04	MTSK-63 Adaptor Mill Ø22x19	101			
MTSK63C05	MTSK-63 Adaptor Mill 1"x3/4"	101			
MTSK63C06	MTSK-63 Adaptor Mill Ø27x21	101			
MTSK63C07	MTSK-63 Adaptor Mill Ø27x21	101			
MTSK63D01	MTSK-63 Adaptor Mill Weldon 6	101			
MTSK63D02	MTSK-63 Adaptor Mill Weldon 8	101			
MTSK63D03	MTSK-63 Adaptor Mill Weldon 10	101			
MTSK63D04	MTSK-63 Adaptor Mill Weldon 12	101			
MTSK63D05	MTSK-63 Adaptor Mill Weldon 16	101			
MTSK63D06	MTSK-63 Adaptor Mill Weldon 20	101			
MTSK63D17	MTSK-63 Adaptor Mill Weldon 1"	101			
MTSK63E01	MTSK-63 POWERGRIP PG32	101			
MTSK63T00	MTSK-63 Cover Plug	101			

S

SPC1911000	Axial ER25 Capto C4	24
SPC1932000	Axial Single Static Capto C4 Right Version	27