

DRIVEN and STATIC TOOLING
For
LEADWELL



10139 BERGIN RD.
HOWELL, MI 48843
PHONE : 877-91-TOOLS (810-632-4446)
FAX: 877-92-TOOLS (810-632-4467)
EMAIL: info@mdtooling.com
WEBSITE: www.mdtooling.com

ATTENTION

Please check dimensional information to be sure of any clearance or interference issues.

If you are unsure please call our office and one of our engineers would be more than happy to help you.



Live Tooling



M. T. Marchetti, a major live tool manufacturer in northern Italy, is a leader in live tool technology. The formula is simple. Use only the best angular contact high-speed bearings available. Add to this an exacting tolerances for all ground shafts, gears and bearing pocket features. Next, develop a sealed system that **will not** allow any contamination from chips or coolant.

Top this all off with a superior design and you end up with a live tool that is more rigid, faster and will last longer. **We back this up with a 2-Year factory warranty.**

Our Live Tool Warranty

Our tooling will give years of service in the most demanding applications. The superior design and rugged construction has proven this over the last 12 years. The reliability of our tools allows us to provide a 2-year factory warranty, for non-wear components.

MD Tooling will repair any defective tool holders for a period of 2 years from the date of purchase.

Product Range

We have the largest range of live tooling available for most major machine tool manufactures.

Our available products include an extensive line of standard live tooling as well as specialty tool holders such as 0-180 adjustable angle tool holders, gear hobbers, and even worm gear generators. Our product range includes geared up holders to 60,000 RPM and are engineered for 1,000 PSI coolant through.

We are an industry leader in providing complete tooling solutions with hundreds of static tool options as well.

Technical Support

Here at MD Tooling we have a full technical support department with over 35 years of CNC experience.

Our highly qualified staff can help with part processing, tooling up a job from a blue print and even assist with part programming. Applications Engineers are always available by phone to answer any questions you may have about our tooling or any other CNC related issue.

Stock and Replenishment

MD Tooling maintains an extensive inventory of tooling in our warehouse in Michigan. Our current "fill" rate on orders is 93% from our stock in Michigan for same day shipping.

Should you require a non-stock item, our manufacturer, M.T. Marchetti also maintains a large inventory in Italy. Tooling can be obtained in as little as 3-5 business days.

Shipping

MD Tooling realizes that when you need tooling, often you can't wait until the next day. We process orders and ship from available stock right up until 4PM EST to make certain we get your tooling solutions to you as quickly as possible.

We regularly ship throughout the day via UPS, FedEx or any other carrier that a customer requests.



10139 Bergin Road
Howell, MI 48843
Phone: (810) 632-4446
Fax: (810) 632-4467
Email: info@mdtooling.com
Web: www.mdtooling.com

- Fast, Friendly, Reliable Service!
- Quality tooling at highly competitive pricing.
- 2-Year Warranty on all live tools.
- Extensive inventory. We currently ship over 93% of all orders same day.
- In-house repair services available.
- If a warranty tool needs to be returned for inspection, service or repair, loaner tools are available to keep your machine tool production up and running.
- More specialty tool holders than any other manufacturer.
- Custom tool holders available.
- All available tooling may not be shown in this catalog. If you can't find the holder you're looking for, please contact our office for assistance.



Table of Contents

Categorized Listing

T-5i / T-6i / LTC200 (BMT45)		1		
DRIVEN		1		
RADIAL DRIVEN TOOL	1		AXIAL GEARED-UP 1:5.625 DRIVEN TOOL	32
QUICK CHANGE RADIAL MTSK DRIVEN TOOL	1		AXIAL DRIVEN TOOL FOR INTERNAL POLYGON MAKING	33
RADIAL DRIVEN TOOL RE-DIRECTED IN Z BY 36mm	2		AXIAL OPPOSITE FACE DRIVEN TOOL	33
RADIAL GEARED-UP 1:2 DRIVEN TOOL RE-DIRECTED IN Z BY 36mm	2		AXIAL OPPOSITE FACE DRIVEN TOOL	34
RADIAL GEARED-UP 1:3 DRIVEN TOOL RE-DIRECTED IN Z BY 36mm	3		AXIAL OPPOSITE FACE REAR SET DRIVEN TOOL	34
RADIAL SINGLE SIDE TWIN HEAD DRIVEN TOOL IN Y	3		AXIAL GEARED-UP 1:2 OPPOSITE FACE TWIN DRIVEN TOOL H=60mm	34
AXIAL DRIVEN TOOL H=65mm	4		AXIAL GEARED-UP 1:2 OPPOSITE FACE TWIN DRIVEN TOOL H=70mm	35
QUICK CHANGE AXIAL MTSK DRIVEN TOOL H=65mm	4		AXIAL GEARED-UP 1:2 OPPOSITE FACE TWIN DRIVEN TOOL H=85mm	35
AXIAL DRIVEN TOOL H=85mm	5		AXIAL SINGLE SIDE TWIN HEAD DRIVEN TOOL IN Y	36
QUICK CHANGE AXIAL MTSK DRIVEN TOOL H=85mm	5		AXIAL GEARED-UP 1:2 SINGLE SIDE TWIN HEAD DRIVEN TOOL IN Y	36
AXIAL DRIVEN TOOL H=105mm	6		AXIAL MULTIPLE 2+2 OUTLET DRIVEN TOOL IN Y	37
QUICK CHANGE AXIAL MTSK DRIVEN TOOL H=105mm	6		0-180 ADJUSTABLE ANGLE DRIVEN TOOL H=54mm	37
AXIAL REAR-SET DRIVEN TOOL H=85mm	7		0-180 ADJUSTABLE ANGLE DRIVEN TOOL WITH DIGITAL DISPLAY H=54mm	38
QUICK CHANGE AXIAL MTSK REAR-SET DRIVEN TOOL H=85mm	7		0-180 ADJUSTABLE ANGLE DRIVEN TOOL H=88.5mm	38
AXIAL GEARED-UP 1:2 DRIVEN TOOL H=65mm	8		0-180 ADJUSTABLE ANGLE DRIVEN TOOL WITH DIGITAL DISPLAY H=88.5mm	39
AXIAL GEARED-UP 1:3 REAR-SET DRIVEN TOOL H=65mm	8		0-180 ADJUSTABLE ANGLE DRIVEN TOOL H=47.5mm	39
AXIAL GEARED-UP 1:3 REAR-SET DRIVEN TOOL H=85mm	9		0-180 ADJUSTABLE ANGLE DRIVEN TOOL WITH DIGITAL DISPLAY H=47.5mm	40
AXIAL OPPOSITE FACE REAR-SET DRIVEN TOOL	9		0-180 ADJUSTABLE ANGLE DRIVEN TOOL H=83mm	40
AXIAL SINGLE SIDE TWIN HEAD DRIVEN TOOL IN Y	10		0-180 ADJUSTABLE ANGLE DRIVEN TOOL WITH DIGITAL DISPLAY H=83mm	41
0-180 ADJUSTABLE ANGLE DRIVEN TOOL	10		0-180 ADJUSTABLE ANGLE DRIVEN TOOL GEARED-UP 1:2 H=47.5mm	41
DRIVEN GEAR HOBBER	11		0-180 ADJUSTABLE ANGLE DRIVEN TOOL GEARED-UP 1:2 WITH DIGITAL DISPLAY H=47.5mm	42
BROACHING/SLOTTING DRIVEN TOOL 25mm STROKE H=75mm	11		0-180 ADJUSTABLE ANGLE DRIVEN TOOL GEARED-UP 1:2 H=83mm	42
STATIC		12	0-180 ADJUSTABLE ANGLE DRIVEN TOOL GEARED-UP 1:2 WITH DIGITAL DISPLAY H=83mm	43
RADIAL SINGLE STATIC TOOL	12		DRIVEN GEAR HOBBER	43
RADIAL DOUBLE STATIC TOOL	12		RADIAL DRIVEN GEAR HOBBER	44
RADIAL DOUBLE SIDE TWIN STATIC TOOL	13		QUICK CHANGE AXIAL MTSK-40 DRIVEN TOOL FOR POWER SKIVING H=90mm	44
RADIAL SINGLE SIDE TWIN STATIC TOOL	13		WORM GEAR DRIVEN TOOL	45
RADIAL MULTIPLE STATIC TOOL	14		BROACHING/SLOTTING TOOL 50mm STROKE H=85mm	46
RADIAL MULTIPLE STATIC TOOL	14		BROACHING/SLOTTING TOOL 25mm STROKE H=85mm	46
RADIAL MULTIPLE STATIC TOOL	15		STATIC	
RADIAL MULTIPLE STATIC TOOL	15		47	
RADIAL BLADE HOLDER WITH BLADE KIT	16		RADIAL SINGLE STATIC TOOL	47
RADIAL BLADE HOLDER WITH INTERNAL COOLANT - BLADE KIT NOT INCLUDED	16		RADIAL SINGLE STATIC TOOL 25mm H=100mm	47
AXIAL STATIC TOOL	17		RADIAL SINGLE SIDE TWIN STATIC TOOL	48
AXIAL SINGLE BORING BAR HOLDER H=65mm	17		RADIAL DOUBLE SIDE TWIN STATIC TOOL	48
AXIAL SINGLE BORING BAR HOLDER 40mm H=65mm	17		RADIAL MULTIPLE STATIC TOOL	49
AXIAL SINGLE BORING BAR HOLDER H=85mm	18		RADIAL MULTIPLE STATIC TOOL	49
AXIAL 2 + 2 POSITION BORING BAR HOLDER REAR SET	18		RADIAL DOUBLE BLADE HOLDER WITH BLADE KIT	50
AXIAL DOUBLE BORING BAR HOLDER H=85mm	18		RADIAL BLADE HOLDER WITH INTERNAL COOLANT-BLADE KIT NOT INCLUDED	50
AXIAL TRIPLE BORING BAR HOLDER	19		AXIAL STATIC TOOL	51
TAILSTOCK FOR SUBSPINDLE	19		AXIAL SINGLE BORING BAR HOLDER H=60mm	51
AXIAL SINGLE STATIC TOOL CAPTO C4	20		AXIAL SINGLE BORING BAR HOLDER H=75mm	51
T-6 / T-7 / T-7i / LTC-20 / LTC-20i (BMT55)		21	AXIAL SINGLE BORING BAR HOLDER H=100mm	52
DRIVEN		21	AXIAL REAR-SET BORING BAR HOLDER H=100mm	53
RADIAL DRIVEN TOOL	21		AXIAL 2 + 2 POSITION BORING BAR HOLDER	53
QUICK CHANGE RADIAL MTSK-40 DRIVEN TOOL	21		AXIAL 4 + 4 POSITION BORING BAR HOLDER	54
RADIAL DRIVEN TOOL REDIRECTED IN Z BY 36mm	22		TAILSTOCK FOR SUBSPINDLE	54
RADIAL GEARED-DOWN 2:1 DRIVEN TOOL REDIRECTED IN Z BY 36mm	22		SINGLE REAR-SET RADIAL STATIC TOOL CAPTO C4	55
RADIAL GEARED-UP 1:2 DRIVEN TOOL REDIRECTED IN Z BY 36mm	23		AXIAL SINGLE STATIC TOOL CAPTO C4	56
RADIAL GEARED-UP 1:5.625 DRIVEN TOOL	23		AXIAL REAR-SET BORING SINGLE STATIC TOOL CAPTO C4	56
RADIAL SINGLE-SIDE TWIN HEAD DRIVEN TOOL IN Y-AXIS	24		T-8 / LTC-25i / VTL-600 (BMT65)	
RADIAL ±30° ADJUSTABLE ANGLE DRIVEN TOOL REDIRECTED BY 30mm	24		DRIVEN	
AXIAL DRIVEN TOOL H=60mm	25		57	
QUICK CHANGE AXIAL MTSK-40 DRIVEN TOOL H=60mm	26		RADIAL REINFORCED DRIVEN TOOL	57
AXIAL DRIVEN TOOL H=70mm	27		QUICK CHANGE RADIAL MTSK REINFORCED DRIVEN TOOL	57
QUICK CHANGE AXIAL MTSK-40 DRIVEN TOOL H=70mm	28		RADIAL GEARED-DOWN 2:1 DRIVEN TOOL REDIRECTED IN Z BY 80mm	58
AXIAL DRIVEN TOOL H=85mm	29		RADIAL GEARED-UP 1:2 DRIVEN TOOL REDIRECTED IN Z BY 36mm	58
QUICK CHANGE AXIAL MTSK-40 DRIVEN TOOL H=85mm	30		RADIAL SINGLE-SIDE TWIN HEAD DRIVEN TOOL IN Y-AXIS	58
AXIAL REAR-SET DRIVEN TOOL	30			
AXIAL GEARED-UP 1:2 DRIVEN TOOL	31			

Table of Contents

Categorized Listing

RADIAL SINGLE SIDE 3 OUTLET DRIVEN TOOL IN Y	59	AXIAL SINGLE BORING BAR HOLDER 40mm H=100mm	87
RADIAL INVERTED DRIVEN TOOL REDIRECTED IN Z BY 250mm	59	AXIAL SINGLE BORING BAR HOLDER 50mm H=100mm	87
AXIAL DRIVEN TOOL H=72mm	60	AXIAL SINGLE BORING BAR HOLDER 60mm H=100mm	88
AXIAL REINFORCED DRIVEN TOOL H=72mm	60	AXIAL REAR SET BORING BAR HOLDER H=85mm	89
QUICK CHANGE AXIAL MTSK DRIVEN TOOL H=72mm	61	AXIAL DOUBLE BORING BAR HOLDER	89
QUICK CHANGE AXIAL MTSK REINFORCED DRIVEN TOOL H=72mm	61	AXIAL 4 + 4 POSITION BORING BAR HOLDER	90
AXIAL DRIVEN TOOL H=85mm	62	TAILSTOCK FOR SUBSPINDLE	90
AXIAL REINFORCED DRIVEN TOOL H=85mm	62	DRIVEN	91
QUICK CHANGE AXIAL MTSK DRIVEN TOOL H=85mm	63	RADIAL DRIVEN TOOL CAPTO C4	91
QUICK CHANGE AXIAL MTSK REINFORCED DRIVEN TOOL H=85mm	63	AXIAL DRIVEN TOOL CAPTO C4 H=72mm	91
AXIAL DRIVEN TOOL H=95mm	64	AXIAL DRIVEN TOOL CAPTO C4 H=85mm	92
AXIAL REINFORCED DRIVEN TOOL H=95mm	64	AXIAL DRIVEN TOOL CAPTO C4 H=95mm	92
AXIAL REAR-SET DRIVEN TOOL H=95mm	65	AXIAL DRIVEN TOOL CAPTO C4 H=100mm	93
QUICK CHANGE AXIAL MTSK DRIVEN TOOL H=95mm	65	AXIAL OPPOSITE FACE TWIN DRIVEN TOOL CAPTO C4 H=85mm	93
QUICK CHANGE AXIAL MTSK REINFORCED DRIVEN TOOL H=95mm	66	AXIAL OPPOSITE FACE TWIN DRIVEN TOOL CAPTO C4 H=100mm	93
AXIAL DRIVEN TOOL H=100mm	67	STATIC	94
AXIAL REINFORCED DRIVEN TOOL H=100mm	68	RADIAL DOUBLE STATIC TOOL WITH SEAT FOR CAPTO CONNECTION	94
QUICK CHANGE AXIAL MTSK DRIVEN TOOL H=100mm	69	RADIAL TOOL WITH SEAT FOR CAPTO CONNECTION	94
QUICK CHANGE AXIAL MTSK REINFORCED DRIVEN TOOL H=100mm	69	RADIAL SINGLE REAR-SET STATIC CAPTO C4	95
AXIAL GEARED-DOWN 2:1 DRIVEN TOOL H=100mm	70	RADIAL SINGLE REAR-SET STATIC CAPTO C5	95
AXIAL GEARED-UP 1:2 DRIVEN TOOL H=72mm	70	RADIAL SINGLE REAR-SET STATIC CAPTO C6	96
AXIAL GEARED-UP 1:2 DRIVEN TOOL H=100mm	71	RADIAL MULTIPLE STATIC TOOL CAPTO C4	96
AXIAL OPPOSITE FACE DRIVEN TOOL H=72mm	71	RADIAL DOUBLE STATIC TOOL CAPTO C4	96
AXIAL OPPOSITE FACE DRIVEN TOOL H=85mm	71	AXIAL SINGLE STATIC TOOL CAPTO C4	97
AXIAL OPPOSITE FACE DRIVEN TOOL H=95mm	72	AXIAL SINGLE STATIC TOOL CAPTO C5	97
AXIAL OPPOSITE FACE DRIVEN TOOL H=100mm	72	AXIAL SINGLE STATIC TOOL CAPTO C6	98
AXIAL SINGLE SIDE TWIN HEAD DRIVEN TOOL IN Y H=72mm	73	AXIAL SINGLE STATIC TOOL CAPTO C6	98
AXIAL SINGLE SIDE TWIN HEAD DRIVEN TOOL IN Y H=85mm	73	AXIAL OPPOSITE FACE REAR-SET TWIN STATIC CAPTO C4	98
AXIAL SINGLE SIDE TWIN HEAD DRIVEN TOOL IN Y H=100mm	74	LTC-35 / LTC-50 / LTC-60 / VTL-800 (BMT75)	99
0-180 ADJUSTABLE ANGLE DRIVEN TOOL H=54mm	75	DRIVEN	99
0-180 ADJUSTABLE ANGLE DRIVEN TOOL WITH DIGITAL DISPLAY H=54mm	75	RADIAL DRIVEN TOOL	99
0-180 ADJUSTABLE ANGLE DRIVEN TOOL H=100mm	76	QUICK CHANGE RADIAL MTSK-50 DRIVEN TOOL	99
0-180 ADJUSTABLE ANGLE DRIVEN TOOL WITH DIGITAL DISPLAY H=100mm	76	RADIAL DRIVEN TOOL REDIRECTED IN Z BY 100mm	100
0-180 ADJUSTABLE ANGLE DRIVEN TOOL H=72mm	77	RADIAL GEARED-DOWN 2:1 DRIVEN TOOL REDIRECTED IN Z BY 100mm	100
0-180 ADJUSTABLE ANGLE DRIVEN TOOL WITH DIGITAL DISPLAY H=72mm	77	RADIAL DRIVEN TOOL REDIRECTED IN Z BY 47.5mm	101
0-180 ADJUSTABLE ANGLE DRIVEN TOOL GEARED-UP 1:2 H=72mm	78	RADIAL GEARED-UP 1:2 DRIVEN TOOL REDIRECTED IN Z BY 47.5mm	101
0-180 ADJUSTABLE ANGLE DRIVEN TOOL GEARED-UP 1:2 WITH DIGITAL DISPLAY H=72mm	78	RADIAL GEARED-UP 1:4 DRIVEN TOOL	102
DRIVEN GEAR HOBBER	79	RADIAL INVERTED DRIVEN TOOL RE-DIRECTED IN Z BY 187.5mm	102
GEAR HOBBER - REINFORCED	79	AXIAL DRIVEN TOOL H=60mm	103
QUICK CHANGE AXIAL MTSK-40 DRIVEN TOOL FOR POWER SKIVING H=100mm	80	AXIAL REINFORCED DRIVEN TOOL H=60mm	103
BROACHING/SLOTING TOOL 50mm STROKE H=100mm	80	QUICK CHANGE AXIAL MTSK-50 REINFORCED DRIVEN TOOL H=60mm	104
BROACHING/SLOTING TOOL 50mm STROKE H=85mm	80	AXIAL REINFORCED DRIVEN TOOL H=90mm	105
BROACHING/SLOTING TOOL 25mm STROKE H=100mm	81	QUICK CHANGE AXIAL MTSK-50 REINFORCED DRIVEN TOOL H=90mm	106
BROACHING/SLOTING TOOL 25mm STROKE H=85mm	81	AXIAL REINFORCED DRIVEN TOOL H=110mm	107
WORM GEAR DRIVEN TOOL	82	QUICK CHANGE AXIAL MTSK-50 REINFORCED DRIVEN TOOL H=110mm	108
STATIC	83	AXIAL GEARED-DOWN 2:1 DRIVEN TOOL H=60mm	109
RADIAL SINGLE STATIC TOOL H=75mm	83	AXIAL GEARED-DOWN 2:1 DRIVEN TOOL H=90mm	109
RADIAL SINGLE STATIC TOOL H=90mm	83	AXIAL GEARED-UP 1:3 DRIVEN TOOL H=60mm	110
RADIAL REAR-SET SINGLE STATIC TOOL	83	RADIAL ±25° ADJUSTABLE ANGLE DRIVEN TOOL REDIRECTED BY 50mm	110
RADIAL DOUBLE STATIC TOOL H=90mm	84	0-180 ADJUSTABLE ANGLE DRIVEN TOOL	111
RADIAL DOUBLE STATIC TOOL H=75mm	84	GEAR HOBBER- REINFORCED	111
RADIAL DOUBLE SIDE TWIN STATIC TOOL	84	GEAR HOBBER - LARGE SIZE	112
RADIAL MULTIPLE STATIC TOOL	85	BROACHING/SLOTING TOOL 50mm STROKE H=90mm	112
RADIAL BLADE HOLDER WITH BLADE KIT	85	BROACHING/SLOTING TOOL 25mm STROKE H=90mm	112
RADIAL BLADE HOLDER WITH INTERNAL COOLANT-BLADE KIT NOT INCLUDED	85	STATIC	113
AXIAL SINGLE STATIC TOOL	86	RADIAL SINGLE STATIC TOOL	113
AXIAL SINGLE BORING BAR HOLDER H=72mm	86	RADIAL SINGLE STATIC TOOL	113
AXIAL SINGLE BORING BAR HOLDER H=72mm	87	RADIAL SINGLE SIDE TWIN STATIC TOOL	113
		AXIAL SINGLE STATIC TOOL	114
		AXIAL SINGLE BORING BAR HOLDER H=60mm	114
		AXIAL SINGLE BORING BAR HOLDER 50mm H=110mm	115

Table of Contents

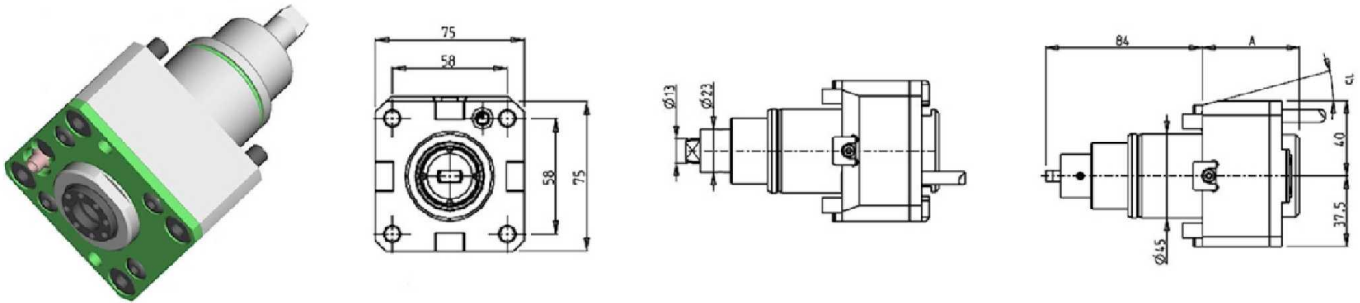
Categorized Listing

AXIAL SINGLE BORING BAR HOLDER 80mm H=110mm	115
AXIAL DOUBLE BORING BAR HOLDER 40mm	115
DRIVEN	116
RADIAL DRIVEN TOOL CAPTO C5	116
AXIAL DRIVEN TOOL COROMANT CAPTO H=60mm	117
AXIAL DRIVEN TOOL COROMANT CAPTO H=110mm	117
STATIC	118
RADIAL SINGLE REAR-SET STATIC TOOL CAPTO C5	118
RADIAL SINGLE REAR-SET STATIC TOOL CAPTO C6	118
AXIAL SINGLE STATIC TOOL CAPTO C6	119
LTC-65 (BMT85)	120
DRIVEN	120
RADIAL DRIVEN TOOL	120
QUICK CHANGE RADIAL MTSK-63 DRIVEN TOOL	120
RADIAL DRIVEN TOOL RE-DIRECTED IN Z BY 110mm	121
RADIAL GEARED-DOWN 2:1 DRIVEN TOOL RE-DIRECTED IN Z BY 110mm	121
RADIAL GEARED-UP 1:3 DRIVEN TOOL REDIRECTED IN Z BY 70mm	122
RADIAL SINGLE SIDE TWIN HEAD DRIVEN TOOL IN Y	122
AXIAL DRIVEN TOOL H=85mm	123
QUICK CHANGE AXIAL MTSK DRIVEN TOOL H=85mm	123
AXIAL DRIVEN TOOL H=110mm	124
QUICK CHANGE AXIAL MTSK DRIVEN TOOL H=110mm	124
AXIAL GEARED-DOWN 2:1 DRIVEN TOOL H=85mm	125
QUICK CHANGE AXIAL MTSK GEARED-DOWN 2:1 DRIVEN TOOL H=85mm	125
AXIAL GEARED-DOWN 2:1 DRIVEN TOOL H=110mm	126
QUICK CHANGE AXIAL MTSK GEARED-DOWN 2:1 DRIVEN TOOL H=110mm	126
AXIAL GEARED-UP 1:2 DRIVEN TOOL H=110mm	127
AXIAL GEARED-UP 1:3 DRIVEN TOOL	127
0-180 ADJUSTABLE ANGLE DRIVEN TOOL	128
GEAR HOBBER - REINFORCED	128
GEAR HOBBER - LARGE SIZE	129
STATIC	130
RADIAL SINGLE STATIC TOOL	130
AXIAL SINGLE STATIC TOOL	130
AXIAL SINGLE BORING BAR HOLDER H=85mm	131
AXIAL SINGLE BORING BAR HOLDER H=110mm	131
RADIAL SINGLE REAR-SET STATIC TOOL CAPTO C5	132
RADIAL SINGLE REAR-SET STATIC TOOL CAPTO C6	132
AXIAL SINGLE STATIC TOOL CAPTO C6	132
ACCESSORIES	133
DRIVEN	133
MTSK-32 ER ADAPTORS	133
MTSK-32 MILL ADAPTORS	133
MTSK-40 ER ADAPTORS	134
MTSK-40 MILL ADAPTORS	135
MTSK-50 ER ADAPTORS	136
MTSK-50 MILL ADAPTORS	137
MTSK-63 ER ADAPTORS	138
MTSK-63 MILL ADAPTORS	138

T-5i / T-6i / LTC200 (BMT45)

DRIVEN

RADIAL DRIVEN TOOL

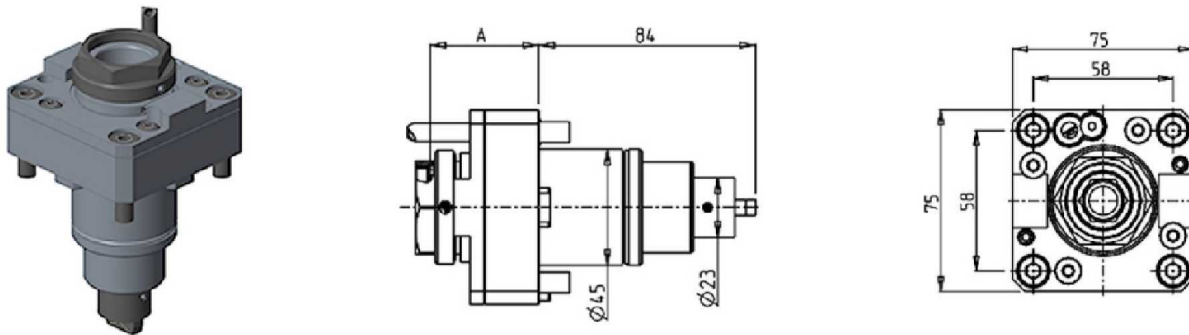


Part Number	Description	Spindle	I	RPM	Cool Thru	Ext Cool	A
DWO 2000325	Radial Driven Tool ERA25	ERA25	1:1	6000		X	52
DWO 3520425	Radial Driven Tool ERA25 Cool Thru*	ERA25	1:1	6000	X	X	56

* Coolant Thru tools are designed for 1000 psi.
They require 5 Micron Filtration and **CANNOT** be run dry.

QUICK CHANGE RADIAL MTSK DRIVEN TOOL

See Accessories for MTSK Quick Change Tool Holder Clamps



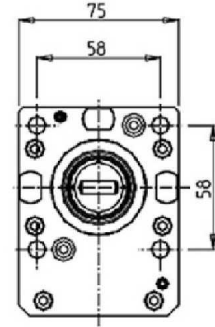
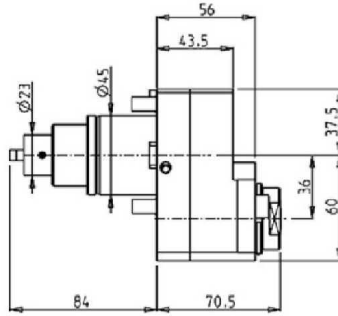

Part Number	Description	Spindle	I	RPM	Cool Thru	Ext Cool	A
DWO 3380132	Radial MTSK-32 Driven Tool	MTSK-32	1:1	6000		X	50.5
DWO 3380232	Radial MTSK-32 Driven Tool Cool Thru*	MTSK-32	1:1	6000	X	X	60

* Coolant Thru tools are designed for 1000 psi.
They require 5 Micron Filtration and **CANNOT** be run dry.

T-5i / T-6i / LTC200 (BMT45)

DRIVEN

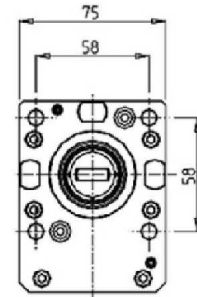
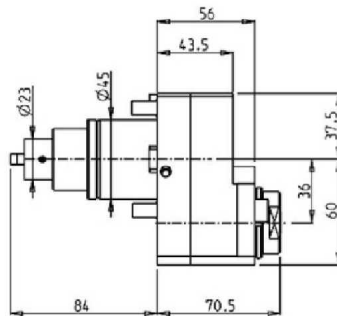

RADIAL DRIVEN TOOL RE-DIRECTED IN Z BY 36mm



Part Number	Description	Spindle	I	RPM	Reversible	Cool Thru	Ext Cool
DWO 1890316	Radial Driven ERA16 Re-Directed in Z by 36mm	ERA16	1:1	6000	X		X
DWO 1890416	Radial Driven ERA16 Re-Directed in Z by 36mm Cool Thru*	ERA16	1:1	6000	X	X	X

* Coolant Thru tools are designed for 1000 psi.
They require 5 Micron Filtration and **CANNOT** be run dry.

RADIAL GEARED-UP 1:2 DRIVEN TOOL RE-DIRECTED IN Z BY 36mm



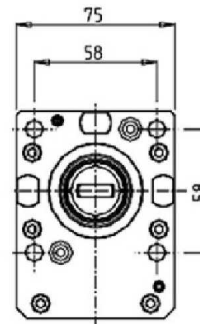
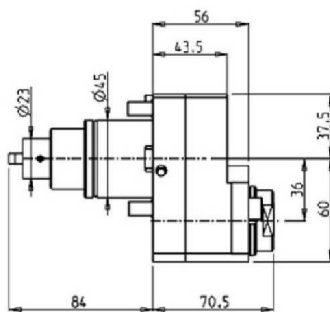

Part Number	Description	Spindle	I	RPM	Reversible	Cool Thru	Ext Cool
DWO 1891316	Radial Geared-Up 1:2 ERA16 Re-Directed in Z by 36mm	ERA16	1:2	12000	X		X
DWO 1891416	Radial Geared-Up 1:2 ERA16 Re-Directed in Z by 36mm Cool Thru*	ERA16	1:2	12000	X	X	X

* Coolant Thru tools are designed for 1000 psi.
They require 5 Micron Filtration and **CANNOT** be run dry.

T-5i / T-6i / LTC200 (BMT45)

DRIVEN

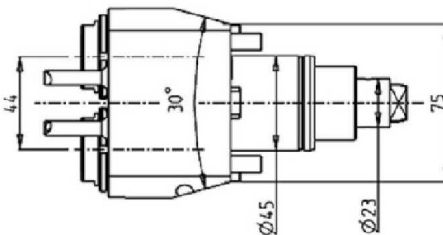
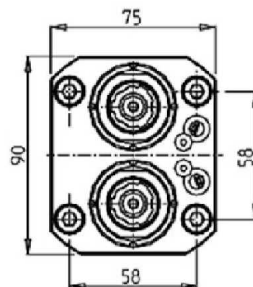
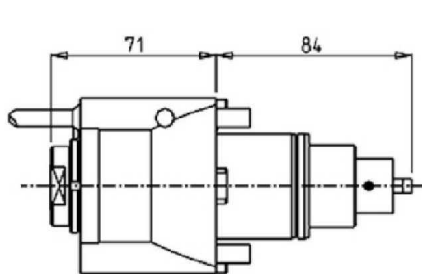

RADIAL GEARED-UP 1:3 DRIVEN TOOL RE-DIRECTED IN Z BY 36mm



Part Number	Description	Spindle	I	RPM	Reversible	Cool Thru	Ext Cool
DWO 1892316	Radial Geared-Up 1:3 ERA16 Re-Directed in Z by 36mm	ERA16	1:3	18000	X		X
DWO 1892416	Radial Geared-Up 1:3 ERA16 Re-Directed in Z by 36mm Cool Thru*	ERA16	1:3	18000	X	X	X

* Coolant Thru tools are designed for 1000 psi.
They require 5 Micron Filtration and **CANNOT** be run dry.

RADIAL SINGLE SIDE TWIN HEAD DRIVEN TOOL IN Y

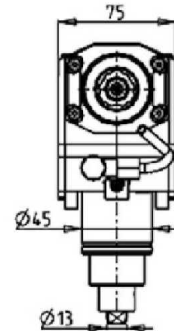
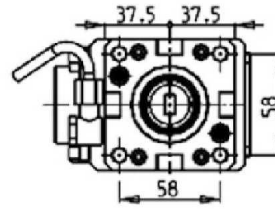
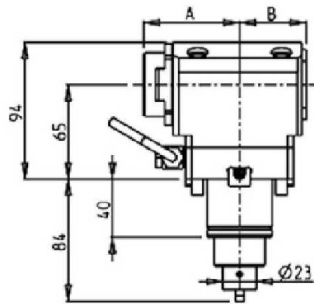



Part Number	Description	Spindle	I	RPM	Ext. Cool
DWO 1460216	Radial Y Axis Double Outlet ERA16	ERA16	1:1	6000	X

T-5i / T-6i / LTC200 (BMT45)

DRIVEN

AXIAL DRIVEN TOOL H=65mm

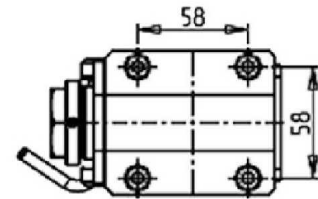
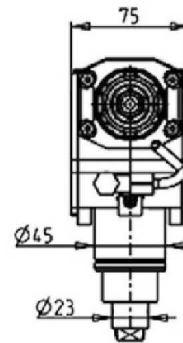
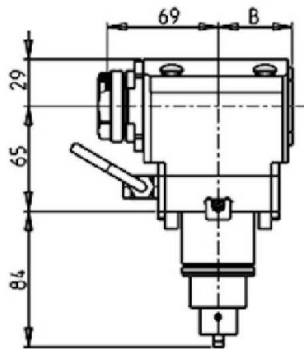


Part Number	Description	Spindle	I	RPM	Reversible	Cool Thru	Ext Cool	A	B
DWO 2290320	Axial Driven Tool ERA20	ERA20	1:1	6000	X		X	66.5	46
DWO 2290420	Axial Driven Tool ERA20 Cool Thru	ERA20	1:1	6000	X	X	X	66.5	56
DWO 2290325	Axial Driven Tool ERA25	ERA25	1:1	6000	X		X	70	46
DWO 2290425	Axial Driven Tool ERA25 Cool Thru	ERA25	1:1	6000	X	X	X	70	56

* Coolant Thru tools are designed for 1000 psi.
They require 5 Micron Filtration and **CANNOT** be run dry.

QUICK CHANGE AXIAL MTSK DRIVEN TOOL H=65mm

See Accessories for MTSK Quick Change Tool Holder Clamps



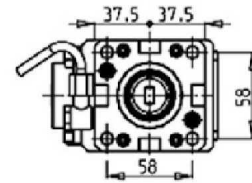
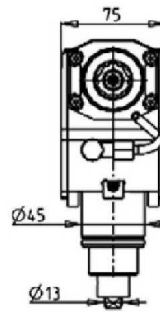
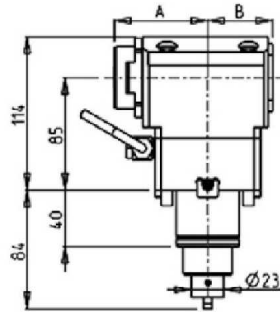

Part Number	Description	Spindle	I	RPM	Reversible	Cool Thru	Ext Cool	B
DWO 1790132	Axial MTSK-32 Driven Tool	MTSK-32	1:1	6000	X		X	46
DWO 1790232	Axial MTSK-32 Driven Tool Cool Thru*	MTSK-32	1:1	6000	X	X	X	56

* Coolant Thru tools are designed for 1000 psi.
They require 5 Micron Filtration and **CANNOT** be run dry.

T-5i / T-6i / LTC200 (BMT45)

DRIVEN

AXIAL DRIVEN TOOL H=85mm

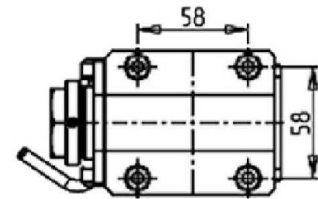
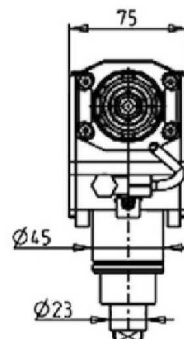
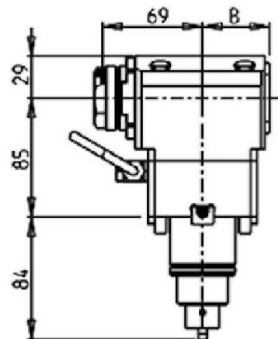


Part Number	Description	Spindle	I	RPM	Reversible	Cool Thru	Ext Cool	A	B
DWO 4040320	Axial Driven Tool ERA20	ERA20	1:1	6000	X		X	66.5	46
DWO 4040420	Axial Driven Tool ERA20 Cool Thru	ERA20	1:1	6000	X	X	X	66.5	56
DWO 4040325	Axial Driven Tool ERA25	ERA25	1:1	6000	X		X	70	46
DWO 4040425	Axial Driven Tool ERA25 Cool Thru	ERA25	1:1	6000	X	X	X	70	56

* Coolant Thru tools are designed for 1000 psi.
They require 5 Micron Filtration and **CANNOT** be run dry.

QUICK CHANGE AXIAL MTSK DRIVEN TOOL H=85mm

See Accessories for MTSK Quick Change Tool Holder Clamps



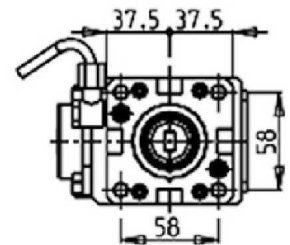
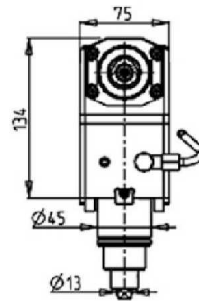
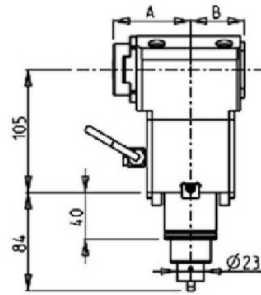
Part Number	Description	Spindle	I	RPM	Reversible	Cool Thru	Ext Cool	B
DWO 4050132	Axial MTSK-32 Driven Tool	MTSK-32	1:1	6000	X		X	46
DWO 4050232	Axial MTSK-32 Driven Tool Cool Thru*	MTSK-32	1:1	6000	X	X	X	56

* Coolant Thru tools are designed for 1000 psi.
They require 5 Micron Filtration and **CANNOT** be run dry.

T-5i / T-6i / LTC200 (BMT45)

DRIVEN

AXIAL DRIVEN TOOL H=105mm

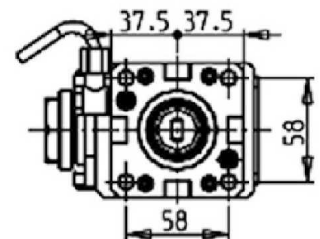
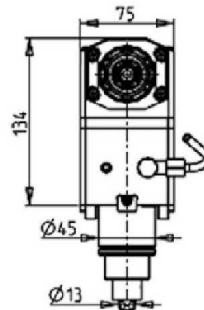
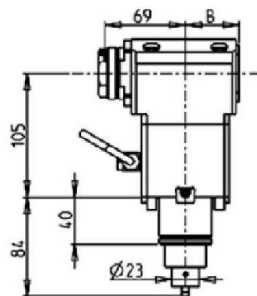


Part Number	Description	Spindle	I	RPM	Reversible	Cool Thru	Ext Cool	A	B
DWO 2680320	Axial Driven Tool ERA20	ERA20	1:1	6000	X		X	66.5	46
DWO 2680420	Axial Driven Tool ERA20 Cool Thru*	ERA20	1:1	6000	X	X	X	66.5	56
DWO 2680325	Axial Driven Tool ERA25	ERA25	1:1	6000	X		X	70	46
DWO 2680425	Axial Driven Tool ERA25 Cool Thru*	ERA25	1:1	6000	X	X	X	70	56

* Coolant Thru tools are designed for 1000 psi.
They require 5 Micron Filtration and **CANNOT** be run dry.

QUICK CHANGE AXIAL MTSK DRIVEN TOOL H=105mm

See Accessories for MTSK Quick Change Tool Holder Clamps



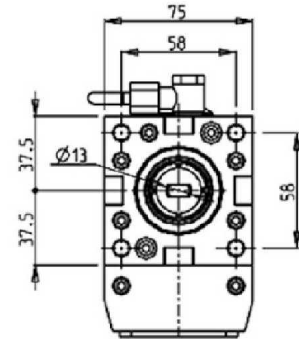
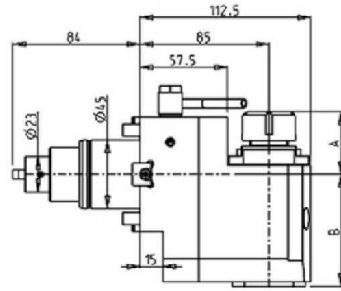
Part Number	Description	Spindle	I	RPM	Reversible	Cool Thru	Ext Cool	B
DWO 2690132	Axial MTSK-32 Driven Tool	MTSK-32	1:1	6000	X		X	46
DWO 2690232	Axial MTSK-32 Driven Tool Cool Thru*	MTSK-32	1:1	6000	X	X	X	56

* Coolant Thru tools are designed for 1000 psi.
They require 5 Micron Filtration and **CANNOT** be run dry.

T-5i / T-6i / LTC200 (BMT45)

DRIVEN

AXIAL REAR-SET DRIVEN TOOL H=85mm

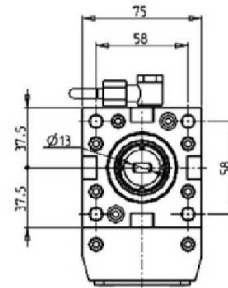
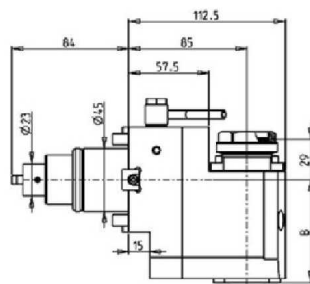


Part Number	Description	Spindle	I	RPM	Reversible	Cool Thru	Ext Cool	A	B
DWO 2310120	Axial Rear-Set ER20	ER20	1:1	6000	X		X	41.16	73.5
DWO 2310220	Axial Rear-Set ER20 Cool Thru	ER20	1:1	6000	X	X	X	41.16	83.5
DWO 2310320	Axial Rear-Set ERA20	ERA20	1:1	6000	X		X	24.5	73.5
DWO 2310420	Axial Rear-Set ERA20 Cool Thru	ERA20	1:1	6000	X	X	X	24.5	83.5
DWO 2310125	Axial Rear-Set ER25	ER25	1:1	6000	X		X	42.16	73.5
DWO 2310225	Axial Rear-Set ER25 Cool Thru	ER25	1:1	6000	X	X	X	42.16	83.5
DWO 2310325	Axial Rear-Set ERA25	ERA25	1:1	6000	X		X	28.5	73.5
DWO 2310425	Axial Rear-Set ERA25 Cool Thru	ERA25	1:1	6000	X	X	X	28.5	83.5

* Coolant Thru tools are designed for 1000 psi.
They require 5 Micron Filtration and **CANNOT** be run dry.

QUICK CHANGE AXIAL MTSK REAR-SET DRIVEN TOOL H=85mm

See Accessories for MTSK Quick Change Tool Holder Clamps



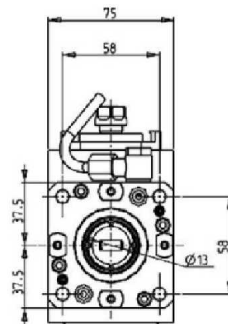
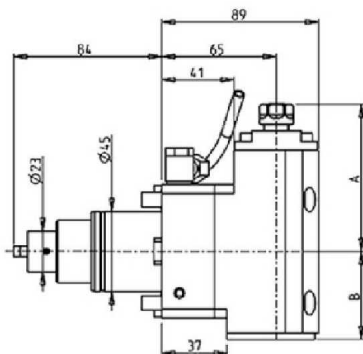

Part Number	Description	Spindle	I	RPM	Reversible	Cool Thru	Ext Cool	B
DWO 2300132	Axial MTSK-32 Rear-Set	MTSK-32	1:1	6000	X		X	73.5
DWO 2300232	Axial MTSK-32 Rear-Set Cool Thru	MTSK-32	1:1	6000	X	X	X	83.5

* Coolant Thru tools are designed for 1000 psi.
They require 5 Micron Filtration and **CANNOT** be run dry.

T-5i / T-6i / LTC200 (BMT45)

DRIVEN

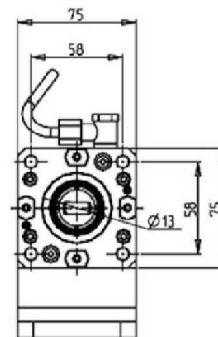
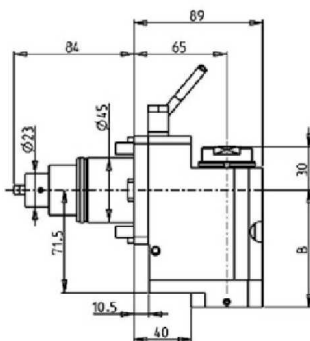

AXIAL GEARED-UP 1:2 DRIVEN TOOL H=65mm



Part Number	Description	Spindle	I	RPM	Reversible	Cool Thru	Ext Cool	A	B
DWO 2320111	Axial Geared-Up 1:2 ER11	ER11	1:2	12000	X		X	82.6	49.5
DWO 2320211	Axial Geared-Up 1:2 ER11 Cool Thru	ER11	1:2	12000	X	X	X	82.6	59.5
DWO 2320320	Axial Geared-Up 1:2 ERA20	ERA20	1:2	12000	X		X	82.2	49.5
DWO 2320420	Axial Geared-Up 1:2 ERA20 Cool Thru	ERA20	1:2	12000	X	X	X	82.2	59.5

* Coolant Thru tools are designed for 1000 psi. They require 5 Micron Filtration and **CANNOT** be run dry.

AXIAL GEARED-UP 1:3 REAR-SET DRIVEN TOOL H=65mm



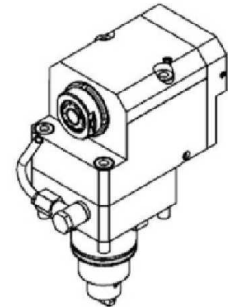
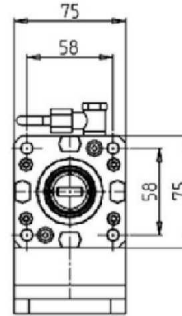
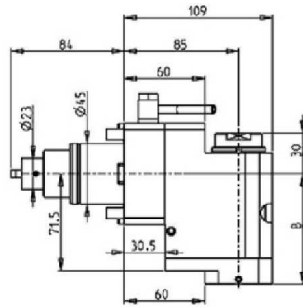

Part Number	Description	Spindle	I	RPM	Reversible	Cool Thru	Ext Cool	B
DWO 2230316	Axial Geared-Up 1:3 Rear-Set ERA16	ERA16	1:3	18000	X		X	70.5
DWO 2230416	Axial Geared-Up 1:3 Rear-Set ERA16 Cool Thru*	ERA16	1:3	18000	X	X	X	83

* Coolant Thru tools are designed for 1000 psi. They require 5 Micron Filtration and **CANNOT** be run dry.

T-5i / T-6i / LTC200 (BMT45)

DRIVEN

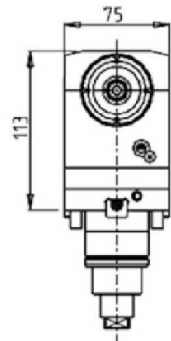
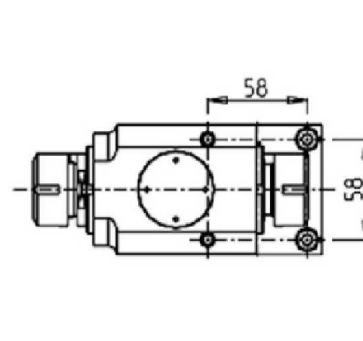
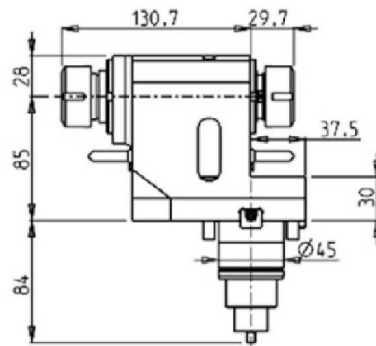
AXIAL GEARED-UP 1:3 REAR-SET DRIVEN TOOL H=85mm



Part Number	Description	Spindle	I	RPM	Reversible	Cool Thru	Ext Cool	B
DWO 1650316	Axial Geared-Up 1:3 Rear-Set ERA16	ERA16	1:3	18000	X		X	70.5
DWO 1650416	Axial Geared-Up 1:3 Rear-Set ERA16 Cool Thru*	ERA16	1:3	18000	X	X	X	83

* Coolant Thru tools are designed for 1000 psi.
They require 5 Micron Filtration and **CANNOT** be run dry.

AXIAL OPPOSITE FACE REAR-SET DRIVEN TOOL

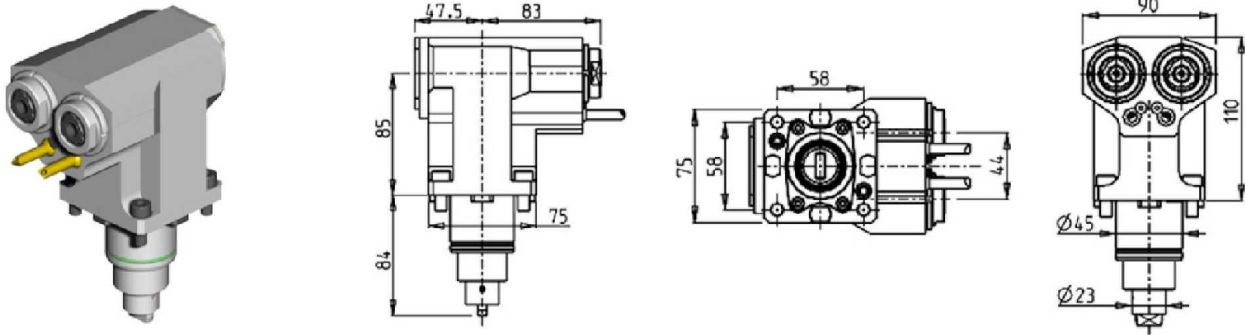


Part Number	Description	Spindle	I	Reversible	RPM	Ext. Cool
DWO 1360125	Axial Opposite Face Rear Set Driven Tool	ER25+ER25	1:1	X	6000	X

T-5i / T-6i / LTC200 (BMT45)

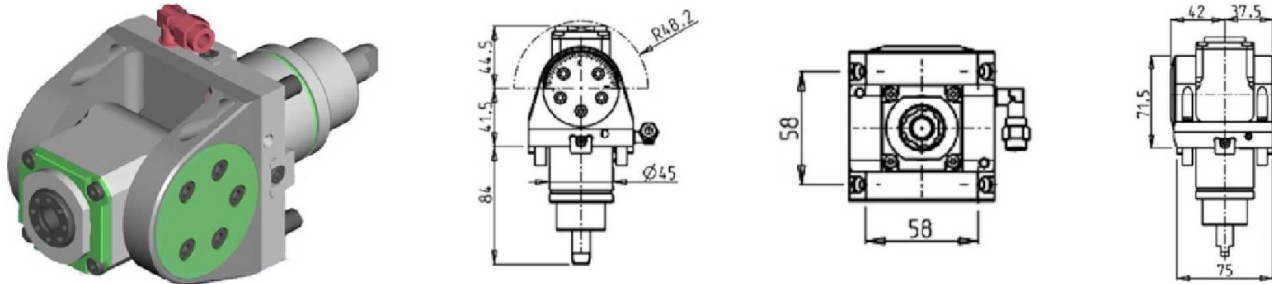
DRIVEN

AXIAL SINGLE SIDE TWIN HEAD DRIVEN TOOL IN Y



Part Number	Description	Spindle	I	Reversible	RPM	Ext. Cool
DWO 1470216	Axial Single Side Twin Head Driven Tool	ERA16	1:1	X	6000	X

0-180 ADJUSTABLE ANGLE DRIVEN TOOL



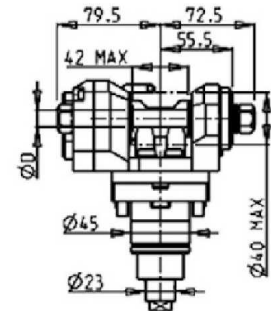
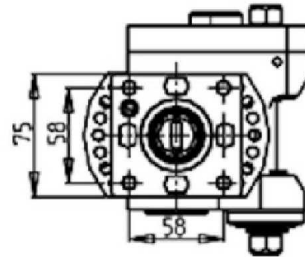
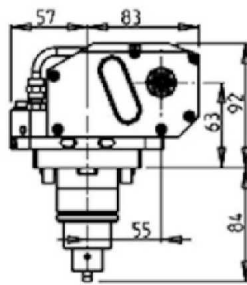

Part Number	Description	Reversible	Spindle	I	RPM	Ext. Cool
DWO 0040116	0-180 Adj.Angle ERA16	X	ERA 16	1:1	6000	X

Note : Wrenches are provided with the purchase of Specialty Toolholders

T-5i / T-6i / LTC200 (BMT45)

DRIVEN

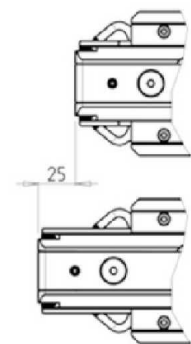
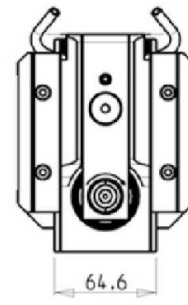
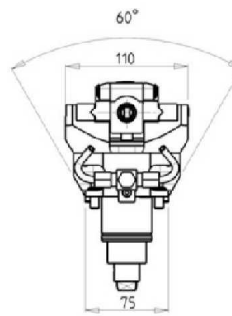
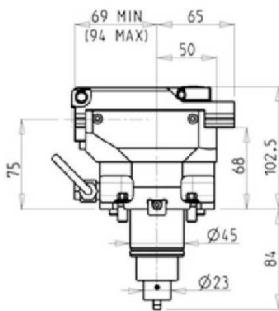
DRIVEN GEAR HOBBER



Part Number	Description	I	RPM	Ext Cool	D mm
DWO 1611108	Gear Hobber 1:1 D=08	1:1	6000	X	08
DWO 1611110	Gear Hobber 1:1 D=10	1:1	6000	X	10
DWO 1611113	Gear Hobber 1:1 D=13	1:1	6000	X	13
DWO 1611116	Gear Hobber 1:1 D=16	1:1	6000	X	16
DWO 1611155	Gear Hobber 1:1 D=1/2"	1:1	6000	X	1/2"
DWO 1612108	Gear Hobber 2:1 Geared Down D=08	2:1	3000	X	08
DWO 1612110	Gear Hobber 2:1 Geared Down D=10	2:1	3000	X	10
DWO 1612113	Gear Hobber 2:1 Geared Down D=13	2:1	3000	X	13
DWO 1612116	Gear Hobber 2:1 Geared Down D=16	2:1	3000	X	16
DWO 1612155	Gear Hobber 2:1 Geared Down D=1/2"	2:1	3000	X	1/2"

Note : Wrenches are provided with the purchase of Specialty Toolholders

BROACHING/SLOTING DRIVEN TOOL 25mm STROKE H=75mm

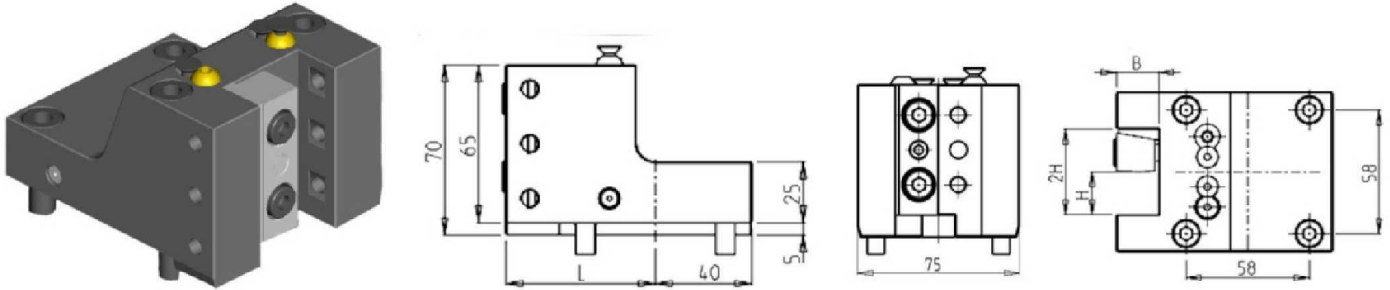


Part Number	Description	I	RPM	Reversible	Ext. Cool
DWO 1870200	Broaching/Slotting Tool 25mm Stroke	4:1	2400	X	X

T-5i / T-6i / LTC200 (BMT45)

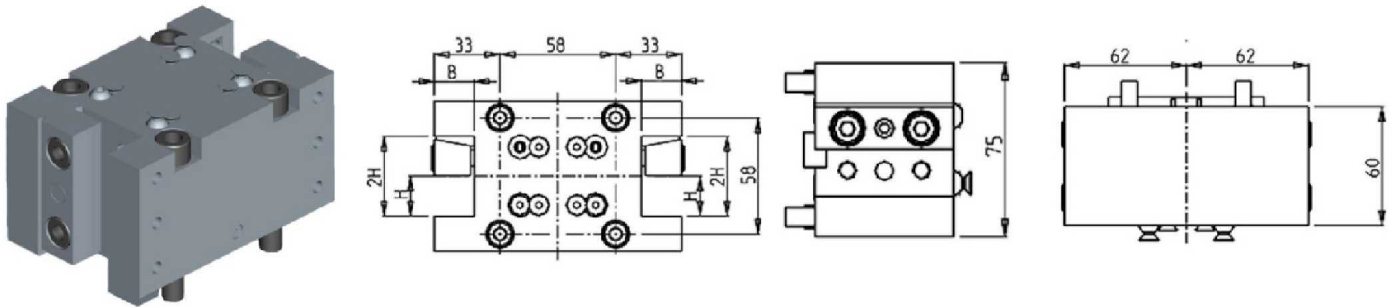
STATIC

RADIAL SINGLE STATIC TOOL



Part Number	Description	# of Tools	Reversible	Dimensions	L	B	H
DWO 0311905	Radial Single Static Tool 3/4" x 3/4"	1	X	Inch	62	3/4"	3/4"
DWO 0312000	Radial Single Static Tool 20mm x 20mm	1	X	mm	62	20	20
DWO 0312010	Radial Single Static Tool 20mm x 20mm	1	X	mm	85	20	20

RADIAL DOUBLE STATIC TOOL

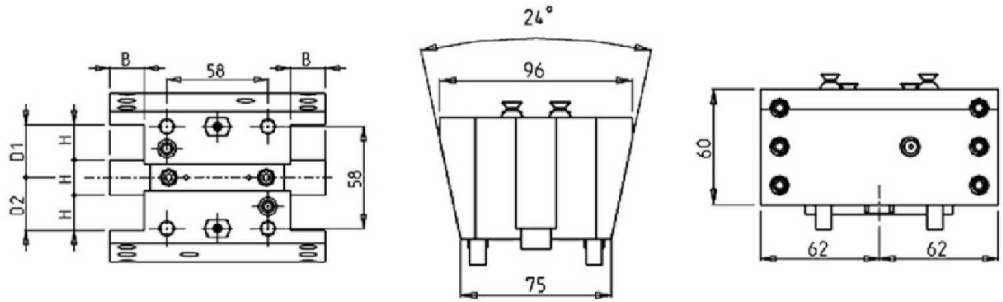


Part Number	Description	# of Tools	Reversible	Cool Thru	Ext Cool	Dimensions	B	H
DWO 1481905	Radial Double Static Tool 3/4"	2	X		X	Inch	3/4"	3/4"
DWO 1482000	Radial Double Static Tool \varnothing 20mm	2	X		X	mm	20	20
DWO 1482010	Radial Double Static Tool \varnothing 20mm Cool Thru*	2	X	X	X	mm	20	20

T-5i / T-6i / LTC200 (BMT45)

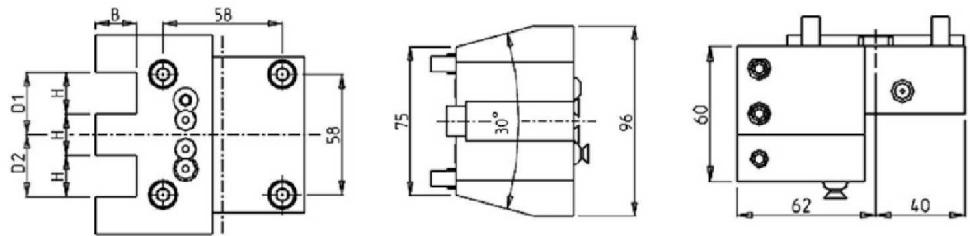

STATIC

RADIAL DOUBLE SIDE TWIN STATIC TOOL



Part Number	Description	# of Tools	Reversible	Dimensions	H	B	D1	D2
DWO 3731905	Radial Double Side Twin Static Tool 3/4"	4	X	Inch	3/4"	3/4"	1-1/8"	1-1/8"
DWO 3732000	Radial Double Side Twin Static Tool \varnothing 20mm	4	X	mm	20	20	30	30

RADIAL SINGLE SIDE TWIN STATIC TOOL

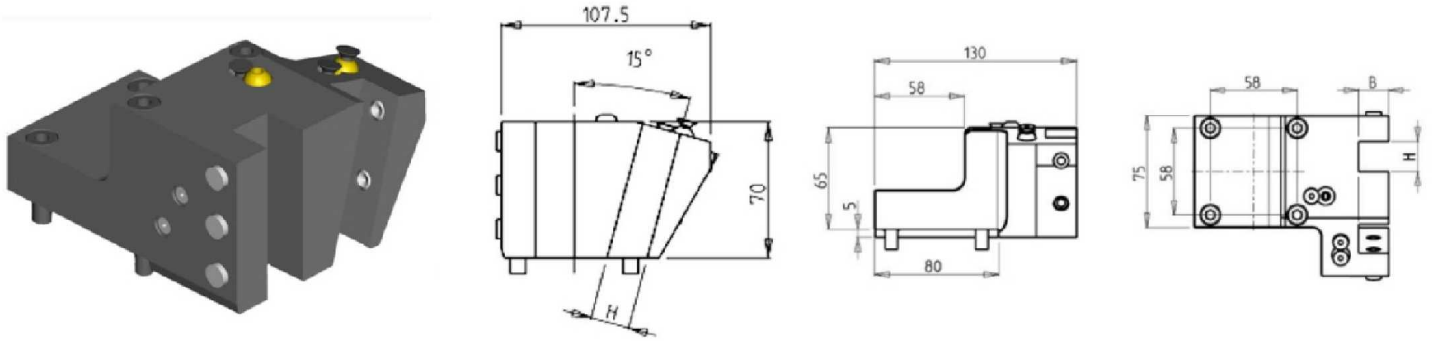


Part Number	Description	# of Tools	Reversible	Dimensions	H	B	D1	D2
DWO 1511905	Radial Twin Static Tool 3/4"x3/4"	2	X	Inch	3/4"	3/4"	1-1/8"	1-1/8"
DWO 1512000	Radial Twin Static Tool 20mm x 20mm	2	X	mm	20	20	30	30

T-5i / T-6i / LTC200 (BMT45)

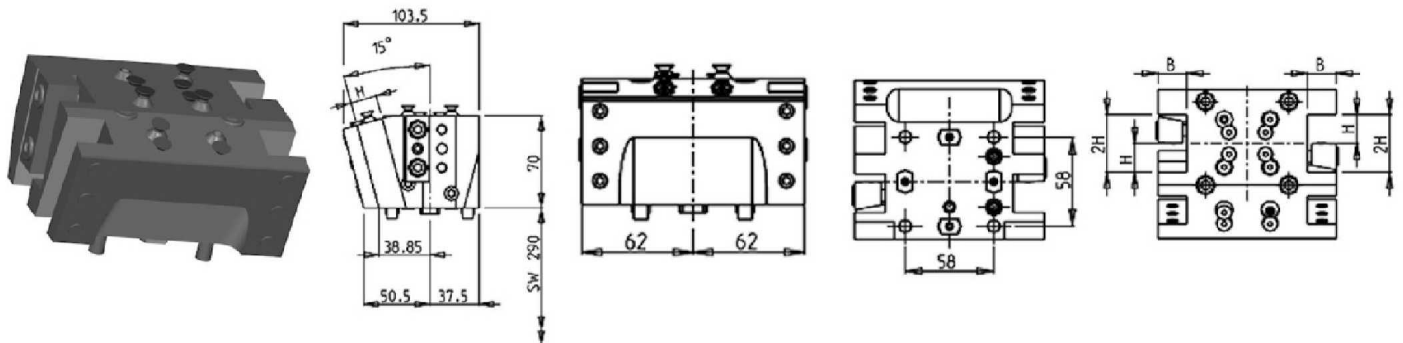
STATIC

RADIAL MULTIPLE STATIC TOOL



Part Number	Description	# of Tools	Dimensions	H	B
DWO 0531905	Radial Multiple Static Tool 3/4" x 3/4"	2	Inch	3/4"	3/4"
DWO 0532000	Radial Multiple Static Tool 20mm x 20mm	2	mm	20	20

RADIAL MULTIPLE STATIC TOOL

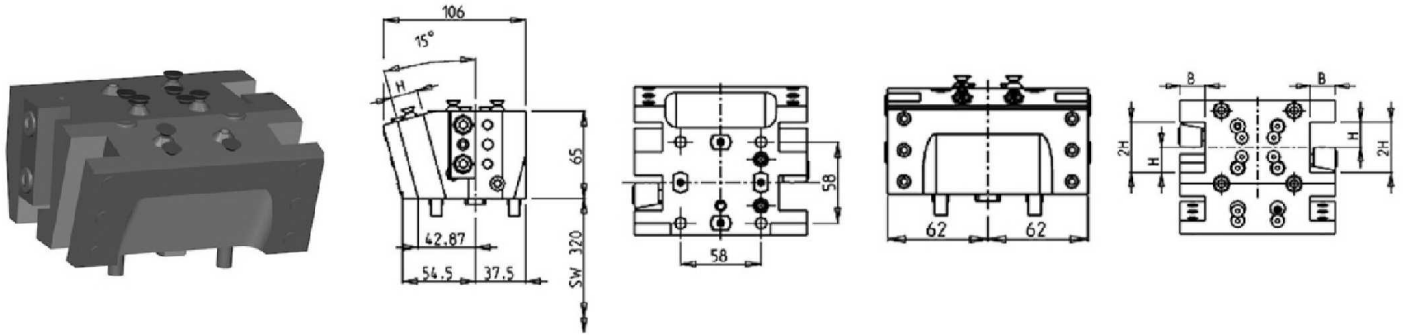


Part Number	Description	# of Tools	Dimensions	B	H
DWO 3691905	Radial Multiple Static Tool 3/4"	4	Inch	3/4"	3/4"
DWO 3692000	Radial Multiple Static Tool Ø20mm	4	mm	20	20

T-5i / T-6i / LTC200 (BMT45)

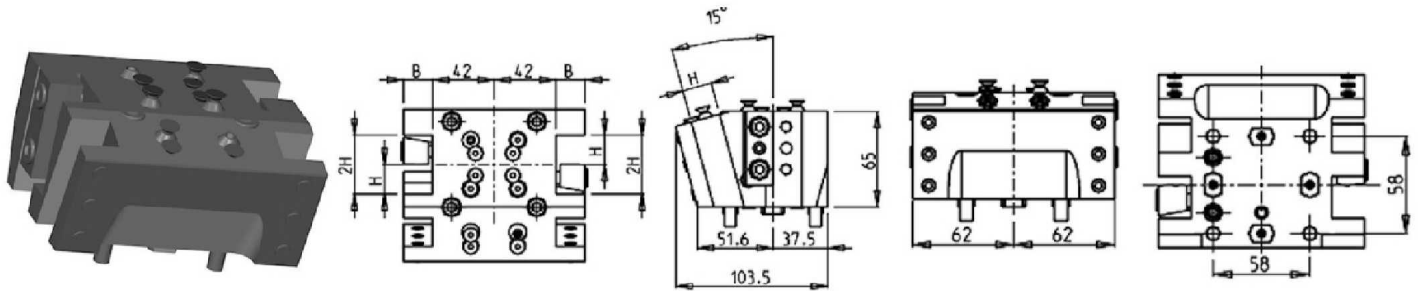
STATIC

RADIAL MULTIPLE STATIC TOOL



Part Number	Description	# of Tools	Dimensions	B	H
DWO 3701905	Radial Multiple Static Tool 3/4"	4	Inch	3/4"	3/4"
DWO 3702000	Radial Multiple Static Tool \varnothing 20mm	4	mm	20	20

RADIAL MULTIPLE STATIC TOOL

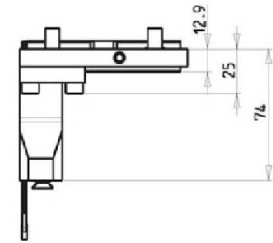
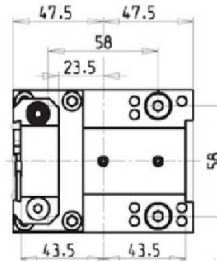
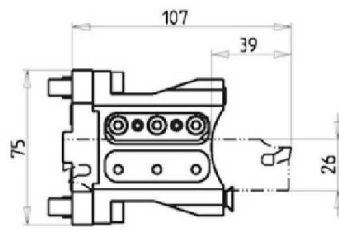



Part Number	Description	# of Tools	Dimensions	B	H
DWO 3362000	Radial Multiple Static Tool \varnothing 20mm	4	mm	20	20

T-5i / T-6i / LTC200 (BMT45)

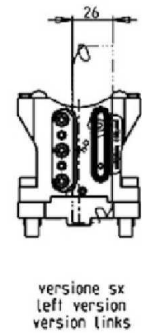
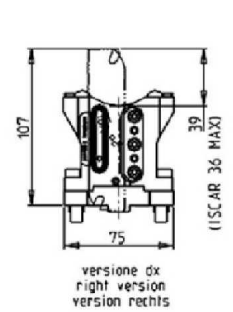
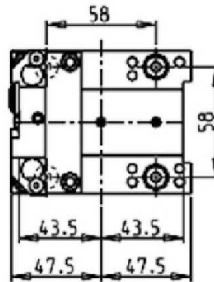
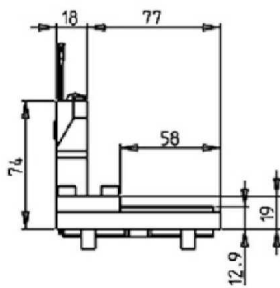

STATIC

RADIAL BLADE HOLDER WITH BLADE KIT



Part Number	Description	# of Tools	Reversible	Ext. Cool
DWO 1570126	Radial Blade Holder with Blade Kit	1	X	X
BLADEKIT	Blade Kit: 1 Blade, 10 Inserts			

RADIAL BLADE HOLDER WITH INTERNAL COOLANT - BLADE KIT NOT INCLUDED

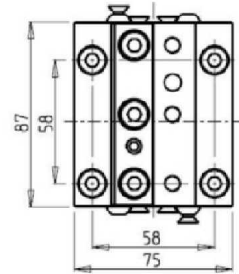
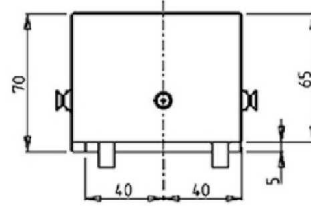
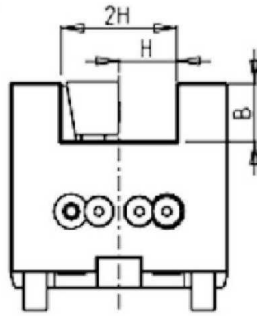



Part Number	Description	# of Tools	Reversible	Ext Cool	Cool Thru
DWO 2950126R	Radial Blade Holder Cool Thru (Right Hand)	1	X	X	X
DWO 2950126L	Radial Blade Holder Cool Thru (Left Hand)	1	X	X	X
COOL THRU BLADEKIT	Blade Kit: 1 Blade, 10 Inserts				

T-5i / T-6i / LTC200 (BMT45)

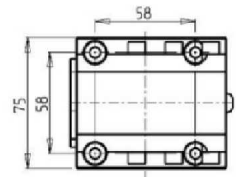
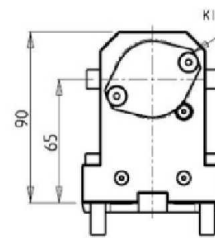
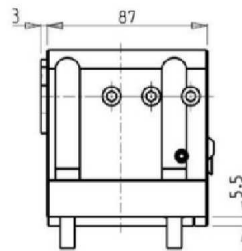
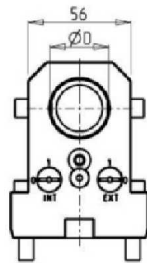
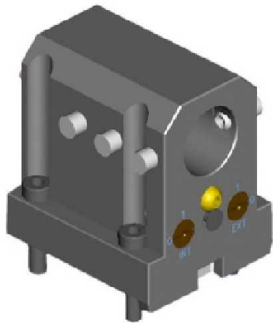
STATIC

AXIAL STATIC TOOL



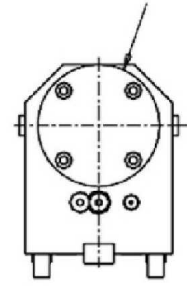
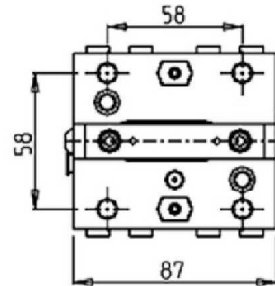
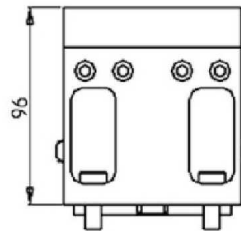
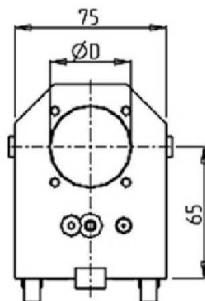
Part Number	Description	# of Tools	Reversible	Dimensions	B	H
DWO 0281905	Axial Single Static Tool 3/4" x 3/4"	1	X	Inch	3/4"	3/4"
DWO 0282000	Axial Single Static Tool 20mm x 20mm	1	X	mm	20	20

AXIAL SINGLE BORING BAR HOLDER H=65mm



Part Number	Description	# of Tools	Reversible	Cool Thru	Ext. Cool	Dimensions	D
DWO 0293175	Axial Single BBH: 1-1/4" H=65mm	1	X	X	X	Inch	1 1/4"
DWO 0293200	Axial Single BBH: 32mm H=65mm	1	X	X	X	mm	32
KIT 1000001	Plug for 32mm or 1 1/4" BBH to Make Cool Thru						

AXIAL SINGLE BORING BAR HOLDER 40mm H=65mm

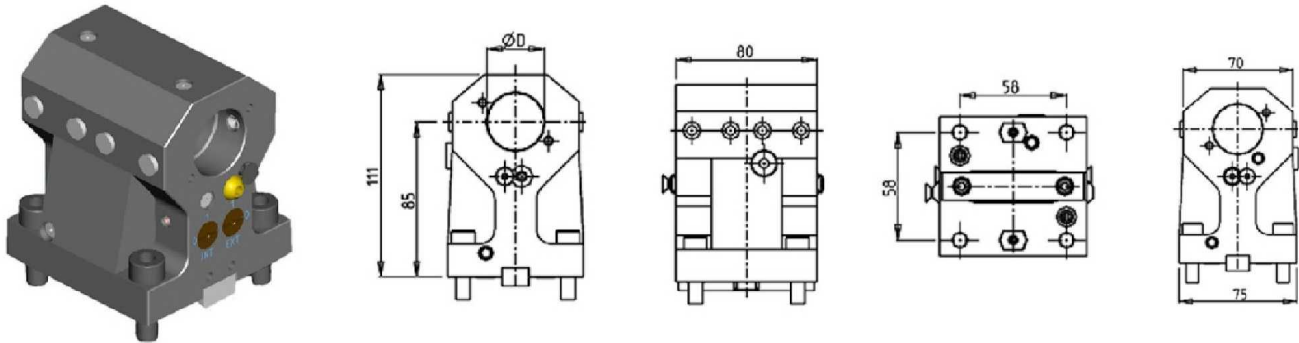


Part Number	Description	# of Tools	Reversible	Cool Thru	Ext Cool	Dimensions	D
DWO 2914000	Axial Single BBH 40mm H=65	1	X	X	X	mm	40
KIT 1000003	Plug for 40mm BBH to Make Cool Thru						

T-5i / T-6i / LTC200 (BMT45)

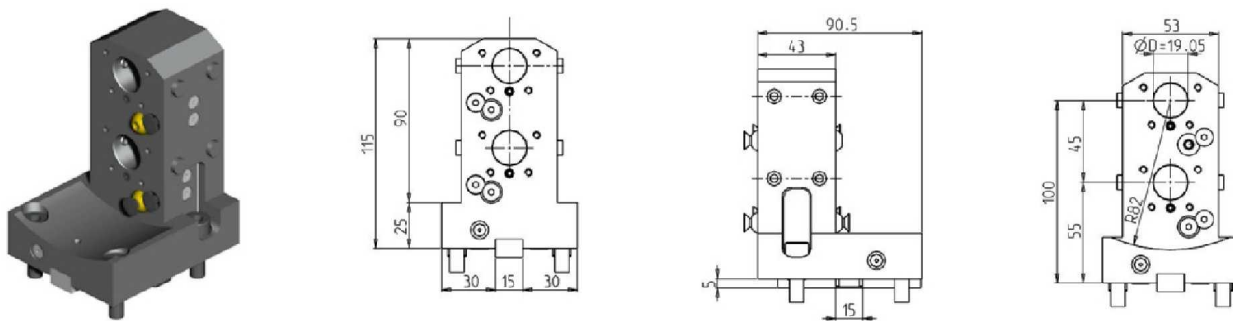
STATIC

AXIAL SINGLE BORING BAR HOLDER H=85mm



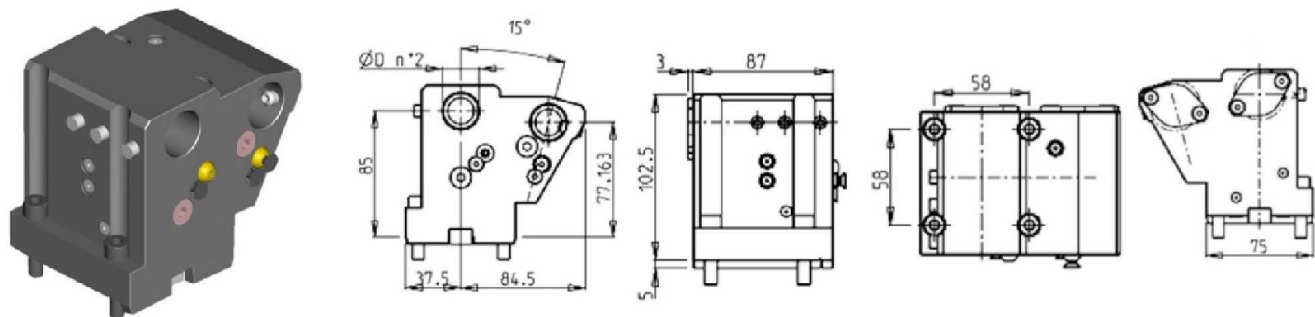
Part Number	Description	Reversible	Cool Thru	Ext Cool	Dimensions	D
DWO 2273175	Axial Single BBH 1-1/4" H=85mm	X	X	X	Inch	1-1/4"
DWO 2273200	Axial Single BBH 32mm H=85mm	X	X	X	mm	32
KIT 1000001	Plug for 32mm or 1-1/4" BBH to Make Cool Thru					

AXIAL 2 + 2 POSITION BORING BAR HOLDER REAR SET



Part Number	Description	# of Tools	Reversible	Cool Thru	Ext. Cool	Dimensions	D
DWO 1491905	Axial 2 + 2 Position Rear Set Boring Bar Holder	2	X	X	X	Inch	3/4"
DWO 1492000	Axial 2 + 2 Position Rear Set Boring Bar Holder	2	X	X	X	mm	20
KIT 1000028	Plug for 20mm or 3/4" BBH to Make Cool Thru						

AXIAL DOUBLE BORING BAR HOLDER H=85mm

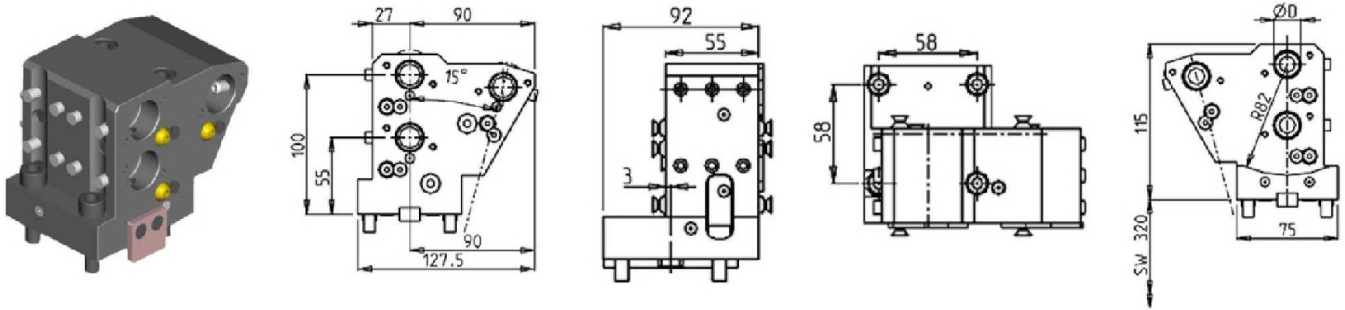


Part Number	Description	# of Tools	Cool Thru	Ext. Cool	Dimensions	D
DWO 0522540	Axial Double BBH 1"	2	X	X	Inch	1"
DWO 0522500	Axial Double BBH Ø25mm	2	X	X	mm	25
KIT 1000006	Plug for 25mm or 1" BBH to Make Cool Thru					

T-5i / T-6i / LTC200 (BMT45)

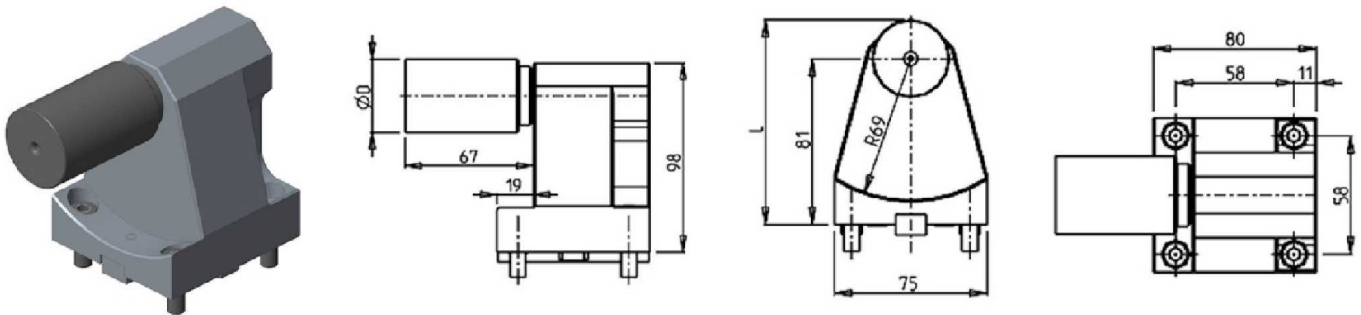
STATIC

AXIAL TRIPLE BORING BAR HOLDER



Part Number	Description	# of Tools	Cool Thru	Ext. Cool	Dimensions	D
DWO 1501905	Triple Axial Boring Bar Holder	3	X	X	Inch	3/4"
DWO 1502000	Triple Axial Boring Bar Holder	3	X	X	mm	20
KIT 1000005	Plug for 3/4" BBH to Make Cool Thru					
KIT 1000015	Plug for 20mm BBH to Make Cool Thru					

TAILSTOCK FOR SUBSPINDLE

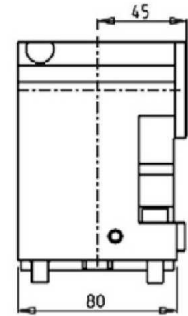
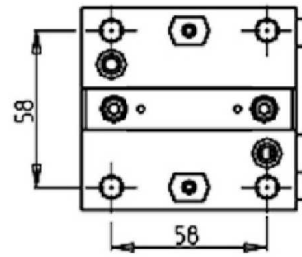
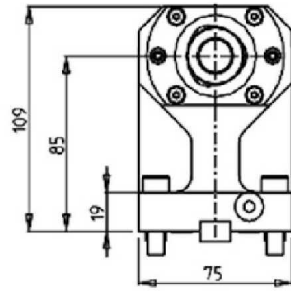



Part Number	Description	# of Tools	Reversible	D	L
DWO 1900100L	Tailstock for Subspindle 2"	1	X	2"	106.4
DWO 1900100	Tailstock for Subspindle 38mm	1	X	38	100
080003	Removable Tailstock Center				

T-5i / T-6i / LTC200 (BMT45)

STATIC

AXIAL SINGLE STATIC TOOL CAPTO C4

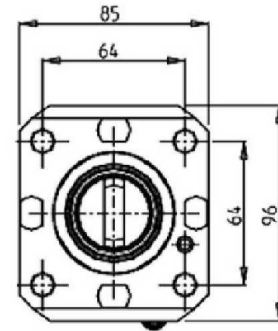
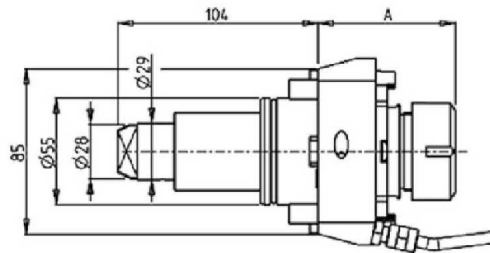



Part Number	Description	# of Tools	Cool Thru	Ext Cool	Reversible	Size
DWO 3374010	Axial Single Static Tool Capto C4 Right Hand	1	X	X	X	C4
DWO 3374010LC	Axial Single Static Tool Capto C4 Left Hand	1	X	X	X	C4

T-6 / T-7 / T-7i / LTC-20 / LTC-20i (BMT55)

DRIVEN

RADIAL DRIVEN TOOL

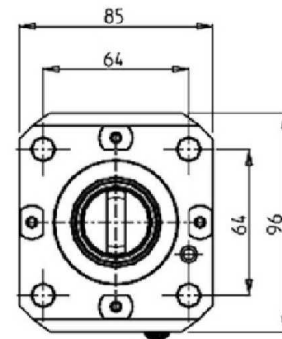
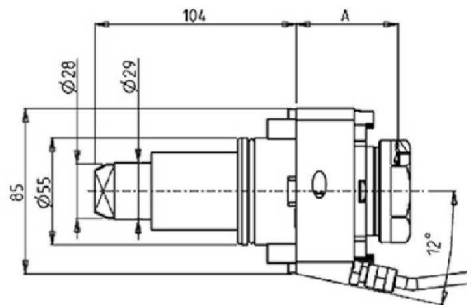



Part Number	Description	Spindle	I	RPM	Cool Thru	Ext. Cool	A
DWO 0901325	Radial ERA25	ERA25	1:1	6000		X	42.5
DWO 3490425	Radial ERA25 Cool Thru*	ERA25	1:1	6000	X	X	54.5
DWO 0901332	Radial ERA32	ERA32	1:1	6000		X	54.5
DWO 3490432	Radial ERA32 Cool Thru*	ERA32	1:1	6000	X	X	63
DWO 0901132	Radial ER32	ER32	1:1	6000		X	71.2
DWO 3490232	Radial ER32 Cool Thru*	ER32	1:1	6000	X	X	79.2

* Coolant Thru tools are designed for 1000 psi.
They require 5 Micron Filtration and **CANNOT** be run dry.

QUICK CHANGE RADIAL MTSK-40 DRIVEN TOOL

See Accessories for MTSK Quick Change Tool Holder Clamps



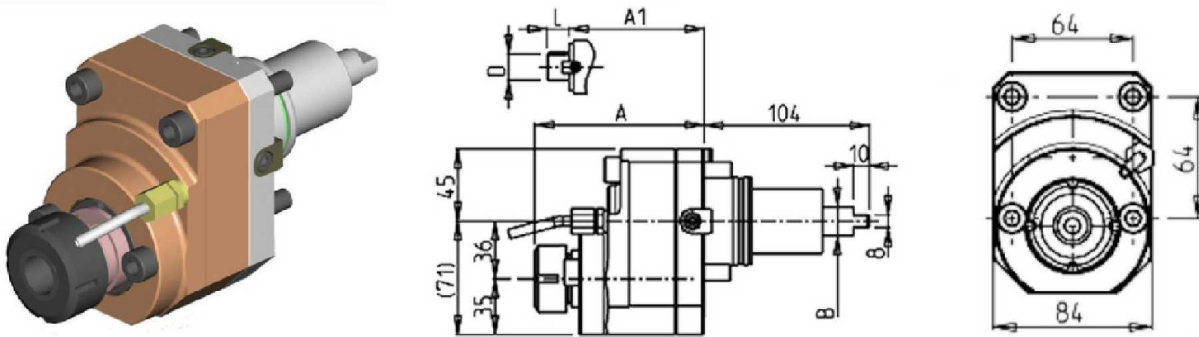
Part Number	Description	Spindle	I	RPM	Cool Thru	Ext Cool	A
DWO 0801140	Radial MTSK-40 Driven Tool	MTSK-40	1:1	6000		X	52.5
DWO 3640240	Radial MTSK-40 Driven Tool Cool Thru	MTSK-40	1:1	6000	X	X	60.5

* Coolant Thru tools are designed for 1000 psi.
They require 5 Micron Filtration and **CANNOT** be run dry.

T-6 / T-7 / T-7i / LTC-20 / LTC-20i (BMT55)

DRIVEN

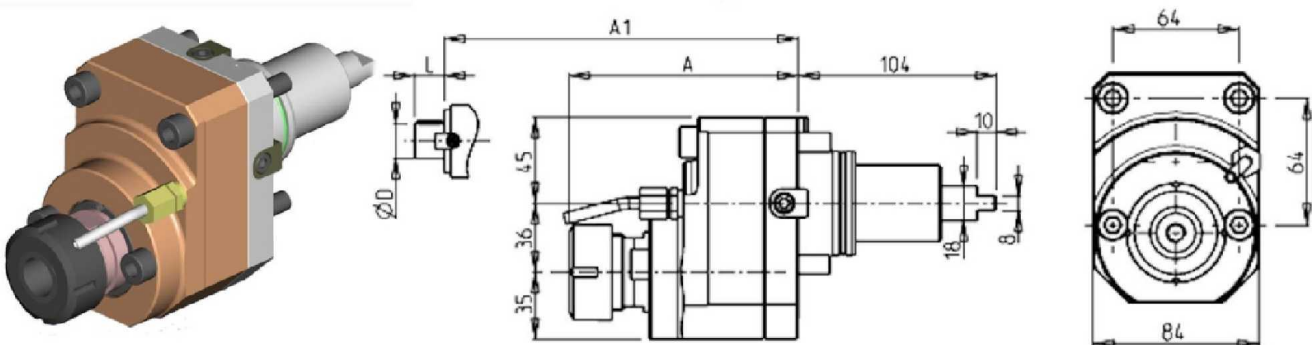
RADIAL DRIVEN TOOL REDIRECTED IN Z BY 36mm



Part Number	Description	Spindle	I	RPM	Reversible	Cool Thru	Ext. Cool	A	B	A1	D	L
DWO 2710420	Radial Redirected ERA20 Cool Thru	ERA20	1:1	6000	X	X	X	94.5	29			
0720025	Radial Redirected ER25	ER25	1:1	6000	X		X	106.86	20			
0720032	Radial Redirected ER32	ER32	1:1	6000	X		X	120.56	20			
0720016	Radial Redirected Mill Head 16x17mm	16x17	1:1	6000	X		X		20	88.5	16	17
0720022	Radial Redirected Mill Head 22x19mm	22x19	1:1	6000	X		X		20	90.5	22	19
0720027	Radial Redirected Mill Head 27x21mm	27x21	1:1	6000	X		X		20	92.5	27	21

* Coolant Thru tools are designed for 1000 psi.
They require 5 Micron Filtration and **CANNOT** be run dry.

RADIAL GEARED-DOWN 2:1 DRIVEN TOOL REDIRECTED IN Z BY 36mm

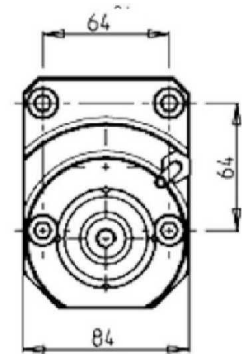
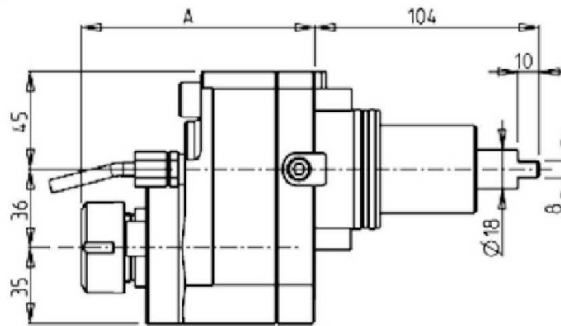



Part Number	Description	Reversible	Spindle	I	RPM	Ext. Cool	A	A1	D	L
0722132	Radial Geared-Down 2:1 Redirected ER32	X	ER32	2:1	3000	X	120.56			
0722116	Radial Geared-Down Redirected Mill Head	X	16x17	2:1	3000	X		88.5	16	17
0722122	Radial Geared-Down Redirected Mill Head	X	22x19	2:1	3000	X		90.5	22	19
0722127	Radial Geared-Down Redirected Mill Head	X	27x21	2:1	3000	X		92.5	27	21

T-6 / T-7 / T-7i / LTC-20 / LTC-20i (BMT55)

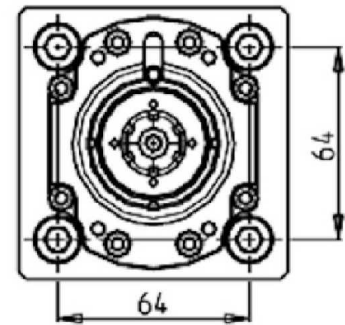
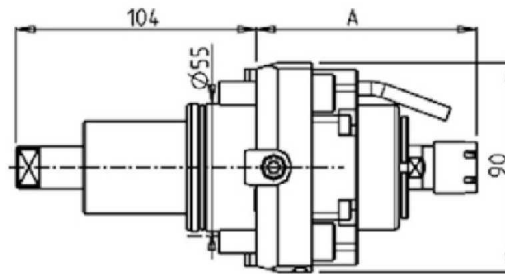

DRIVEN

RADIAL GEARED-UP 1:2 DRIVEN TOOL REDIRECTED IN Z BY 36mm



Part Number	Description	Reversible	Spindle	I	RPM	Ext. Cool	A
0721225	Radial Geared-Up 1:2 Redirected ER25	X	ER25	1:2	12000	X	108.56

RADIAL GEARED-UP 1:5.625 DRIVEN TOOL



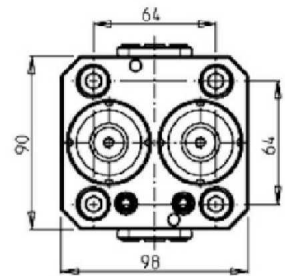
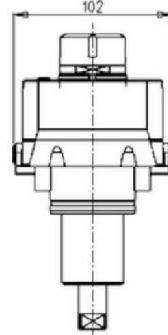
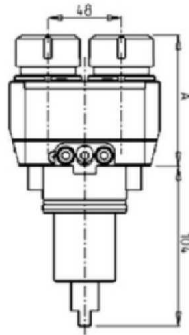

Part Number	Description	Spindle	I	RPM	Cool Thru	Ext. Cool	A
DWO 0600116	Radial Geared-Up 1:5.625 ER16	ER16	1:5.625	22500		X	95.25
DWO 0600111	Radial Geared-Up 1:5.625 ER11 Cool Thru*	ER11	1:5.625	22500	X	X	107.45

*Coolant Thru tools are designed for 400 psi MAX.
They require 5 Micron Filtration and **CANNOT** be run dry.

T-6 / T-7 / T-7i / LTC-20 / LTC-20i (BMT55)

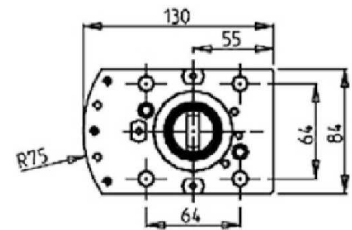
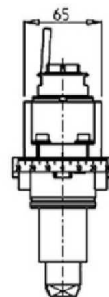
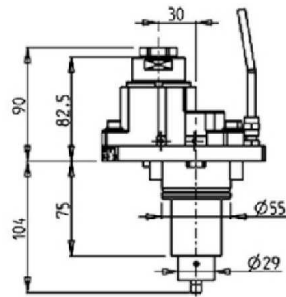

DRIVEN

RADIAL SINGLE-SIDE TWIN HEAD DRIVEN TOOL IN Y-AXIS



Part Number	Description	Spindle	I	RPM	Ext. Cool	A
0730016X2	Radial Double Outlet ER16	ER16	1:1	6000	X	84.5
0730025X2	Radial Double Outlet ER25	ER25	1:1	6000	X	85

RADIAL $\pm 30^\circ$ ADJUSTABLE ANGLE DRIVEN TOOL REDIRECTED BY 30mm

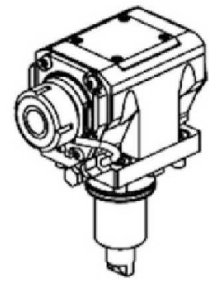
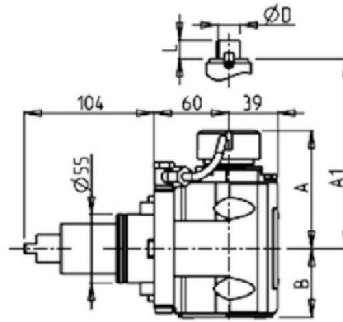
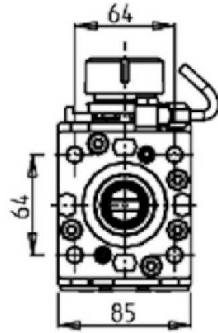



Part Number	Description	Spindle	I	RPM	Ext Cool
DWO 3530325	Radial $\pm 30^\circ$ Adj. Angle Redirected by 30mm ERA25	ERA25	1:1	6000	X

T-6 / T-7 / T-7i / LTC-20 / LTC-20i (BMT55)

DRIVEN

AXIAL DRIVEN TOOL H=60mm



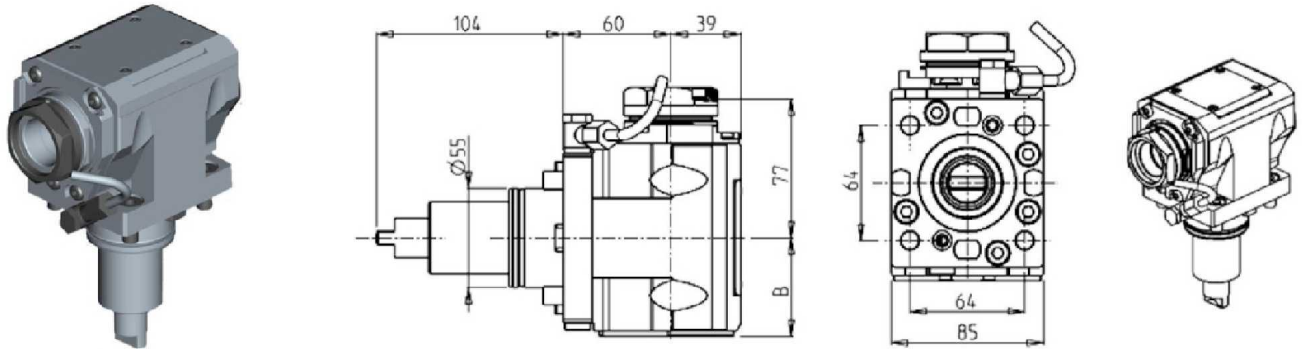
Part Number	Description	Spindle	I	RPM	Reversible	Cool Thru	Ext. Cool	A	A1	B	D	L
DWO 0870125	Axial ER25 H=60mm	ER25	1:1	6000	X		X	91.16		54.5		
DWO 0870225	Axial ER25 H=60mm Cool Thru*	ER25	1:1	6000	X	X	X	91.16		65.5		
DWO 0870325	Axial ERA25 H=60mm	ERA25	1:1	6000	X		X	65		54.5		
DWO 0870425	Axial ERA25 H=60mm Cool Thru*	ERA25	1:1	6000	X	X	X	65		65.5		
DWO 0870132	Axial ER32 H=60mm	ER32	1:1	6000	X		X	93.66		54.5		
DWO 0870232	Axial ER32 H=60mm Cool Thru*	ER32	1:1	6000	X	X	X	93.66		65.5		
DWO 0870140	Axial ER40 H=60mm	ER40	1:1	6000	X		X	98.16		54.5		
DWO 0870240	Axial ER40 H=60mm Cool Thru*	ER40	1:1	6000	X	X	X	98.16		65.5		
DWO 0870516	Axial Mill Head D=17 L=17 H=60mm	16x17	1:1	6000	X		X		67.5	54.5	16	17
DWO 0870522	Axial Mill Head D=22 L=19 H=60mm	22x19	1:1	6000	X		X		67.5	54.5	22	19
DWO 0870527	Axial Mill Head D=27 L=21 H=60mm	27x21	1:1	6000	X		X		70	54.5	27	21

T-6 / T-7 / T-7i / LTC-20 / LTC-20i (BMT55)

DRIVEN

QUICK CHANGE AXIAL MTSK-40 DRIVEN TOOL H=60mm

See Accessories for MTSK Quick Change Tool Holder Clamps



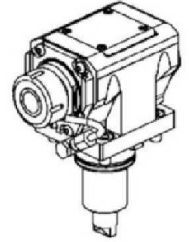
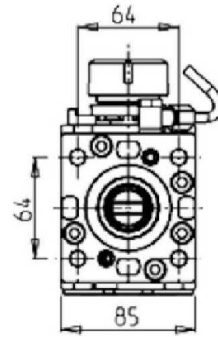
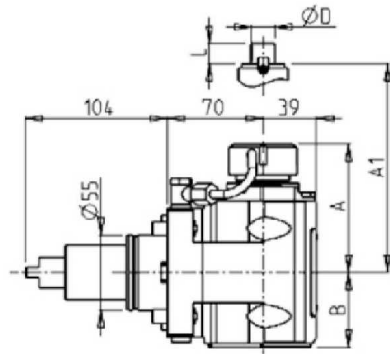
Part Number	Description	Spindle	Reversible	I	RPM	Cool Thru	Ext. Cool	B
DWO 0770140	Axial MTSK-40 H=60mm	MTSK-40	X	1:1	6000		X	54.5
DWO 0770240	Axial MTSK-40 H=60mm Cool Thru*	MTSK-40	X	1:1	6000	X	X	65.5

* Coolant Thru tools are designed for 1000 psi.
They require 5 Micron Filtration and **CANNOT** be run dry.

T-6 / T-7 / T-7i / LTC-20 / LTC-20i (BMT55)

DRIVEN

AXIAL DRIVEN TOOL H=70mm



Part Number	Description	Spindle	Reversible	I	RPM	Cool Thru	Ext. Cool	A	A1	B	D	L
DWO 0880125	Axial ER25 H=70mm	ER25	X	1:1	6000		X	91.16		54.5		
DWO 0880225	Axial ER25 H=70mm Cool Thru*	ER25	X	1:1	6000	X	X	91.16		65.5		
DWO 0880325	Axial ERA25 H=70mm	ERA25	X	1:1	6000		X	65		54.5		
DWO 0880425	Axial ERA25 H=70mm Cool Thru*	ERA25	X	1:1	6000	X	X	65		54.5		
DWO 0880132	Axial ER32 H=70mm	ER32	X	1:1	6000		X	93.66		54.5		
DWO 0880232	Axial ER32 H=70mm Cool Thru*	ER32	X	1:1	6000	X	X	93.66		65.5		
DWO 0880140	Axial ER40 H=70mm	ER40	X	1:1	6000		X	98.16		54.5		
DWO 0880240	Axial ER40 H=70mm Cool Thru*	ER40	X	1:1	6000	X	X	98.16		65.5		
DWO 0880516	Axial Mill Head H=70mm	16x17	X	1:1	6000		X		67.5	54.5	16	17
DWO 0880522	Axial Mill Head H=70mm	22x19	X	1:1	6000		X		67.5	54.5	22	19
DWO 0880527	Axial Mill Head H=70mm	27x21	X	1:1	6000		X		70	54.5	27	21

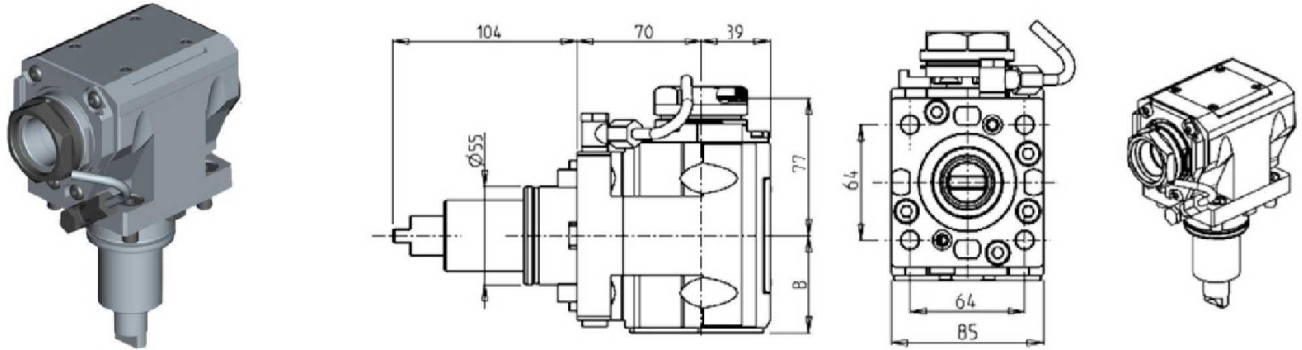
* Coolant Thru tools are designed for 1000 psi.
They require 5 Micron Filtration and **CANNOT** be run dry.

T-6 / T-7 / T-7i / LTC-20 / LTC-20i (BMT55)

DRIVEN

QUICK CHANGE AXIAL MTSK-40 DRIVEN TOOL H=70mm

See Accessories for MTSK Quick Change Tool Holder Clamps



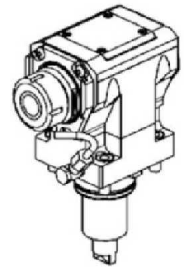
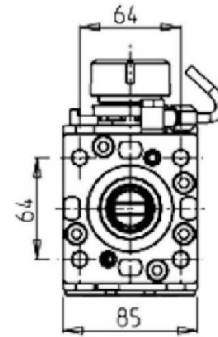
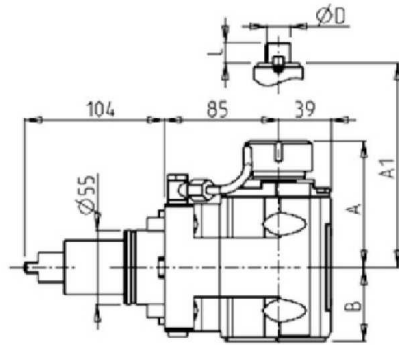
Part Number	Description	Spindle	Reversible	I	RPM	Cool Thru	Ext. Cool	B
DWO 0780140	Axial MTSK-40 H=70mm	MTSK-40	X	1:1	6000		X	54.5
DWO 0780240	Axial MTSK-40 H=70mm Cool Thru*	MTSK-40	X	1:1	6000	X	X	65.5

* Coolant Thru tools are designed for 1000 psi.
They require 5 Micron Filtration and **CANNOT** be run dry.

T-6 / T-7 / T-7i / LTC-20 / LTC-20i (BMT55)

DRIVEN

AXIAL DRIVEN TOOL H=85mm



Part Number	Description	Spindle	I	Reversible	Cool Thru	Ext. Cool	A	A1	B	D	L
DWO 0890125	Axial ER25 H=85mm	ER25	1:1	X		X	91.16	54.5			
DWO 0890225	Axial ER25 H=85mm Cool Thru*	ER25	1:1	X	X	X	91.16	65.5			
DWO 0890325	Axial ERA25 H=85mm	ERA25	1:1	X		X	65	54.5			
DWO 0890425	Axial ERA25 H=85mm Cool Thru*	ERA25	1:1	X	X	X	65	65.5			
DWO 0890132	Axial ER32 H=85mm	ER32	1:1	X		X	93.66	54.5			
DWO 0890232	Axial ER32 H=85mm Cool Thru*	ER32	1:1	X	X	X	93.66	65.5			
DWO 0890140	Axial ER40 H=85mm	ER40	1:1	X		X	98.16	54.5			
DWO 0890240	Axial ER40 H=85mm Cool Thru*	ER40	1:1	X	X	X	98.16	65.5			
DWO 0890516	Axial Mill Head D=16 L=17 H=85mm	16x17	1:1	X		X		67.5	54.5	16	17
DWO 0890522	Axial Mill Head D=22 L=19 H=85mm	22x19	1:1	X		X		67.5	54.5	22	19
DWO 0890527	Axial Mill Head D=27 L=21 H=85mm	27x21	1:1	X		X		70	54.5	27	21

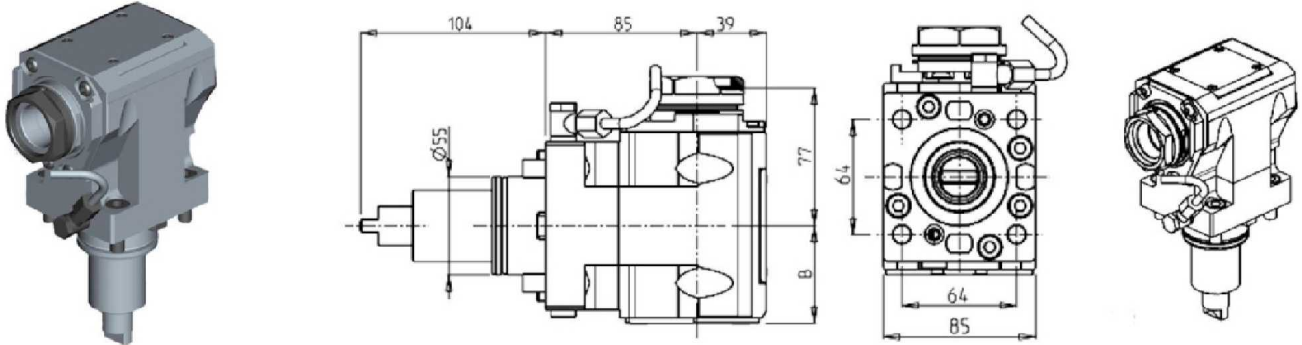
* Coolant Thru tools are designed for 1000 psi.
They require 5 Micron Filtration and **CANNOT** be run dry.

T-6 / T-7 / T-7i / LTC-20 / LTC-20i (BMT55)

DRIVEN

QUICK CHANGE AXIAL MTSK-40 DRIVEN TOOL H=85mm

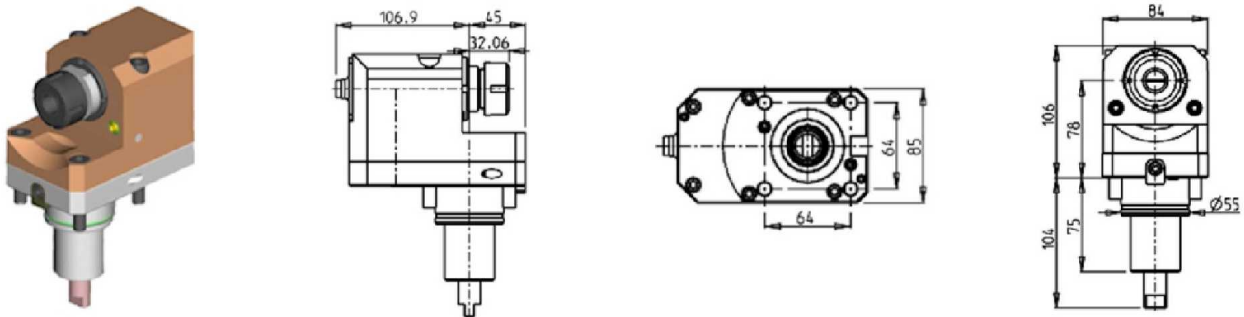
See Accessories for MTSK Quick Change Tool Holder Clamps



Part Number	Description	Spindle	Reversible	I	RPM	Cool Thru	Ext. Cool	B
DWO 0790140	Axial MTSK-40 H=85mm	MTSK-40	X	1:1	6000		X	54.5
DWO 0790240	Axial MTSK-40 H=85mm Cool Thru*	MTSK-40	X	1:1	6000	X	X	65.5

* Coolant Thru tools are designed for 1000 psi.
They require 5 Micron Filtration and **CANNOT** be run dry.

AXIAL REAR-SET DRIVEN TOOL

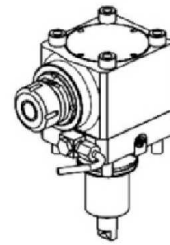
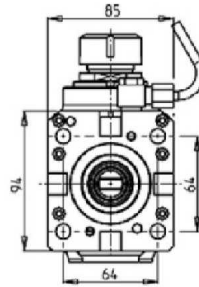
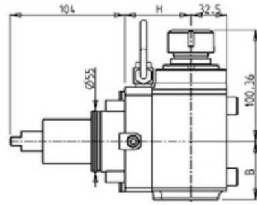



Part Number	Description	Spindle	I	RPM	Reversible	Ext. Cool
0630025	Axial Rear-Set ER25	ER25	1:1	6000	X	X

T-6 / T-7 / T-7i / LTC-20 / LTC-20i (BMT55)

DRIVEN

AXIAL GEARED-UP 1:2 DRIVEN TOOL




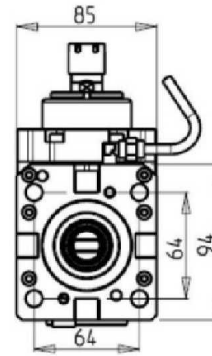
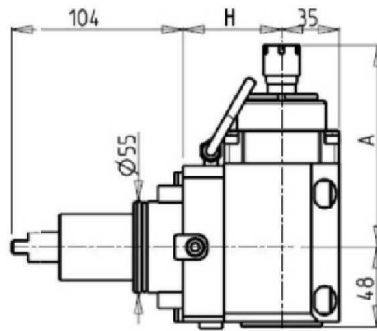

Part Number	Description	Spindle	Reversible	I	RPM	Cool Thru	Ext. Cool	H	B
0891225	Axial Geared-Up 1:2 ER25 H=60mm	ER25	X	1:2	12000		X	60	55.5
0891325	Axial Geared-Up 1:2 ER25 H=60mm Thru*	Cool ER25	X	1:2	12000	X	X	60	66.5
0893625	Axial Geared-Up 1:2 ER25 H=70mm	ER25	X	1:2	12000		X	70	55.5
0893725	Axial Geared-Up 1:2 ER25 H=70mm Thru*	Cool ER25	X	1:2	12000	X	X	70	66.5
0892425	Axial Geared-Up 1:2 ER25 H=85mm	ER25	X	1:2	12000		X	85	55.5
0892525	Axial Geared-Up 1:2 ER25 H=85mm Thru*	Cool ER25	X	1:2	12000	X	X	85	66.5

* Coolant Thru tools are designed for 1000 psi.
They require 5 Micron Filtration and **CANNOT** be run dry.

T-6 / T-7 / T-7i / LTC-20 / LTC-20i (BMT55)

DRIVEN

AXIAL GEARED-UP 1:5.625 DRIVEN TOOL



Part Number	Description	Reversible	Spindle	I	RPM	Cool Thru	Ext. Cool	A	H
DWO 0190116	Axial Geared-Up H=60mm	X	ER16	1:5.625	22500		X	121.8	60
DWO 0190111	Axial Geared-Up Cool Thru* H=60mm	X	ER11	1:5.625	22500	X		134	60
DWO 0190316	Axial Geared-Up H=70mm	X	ER16	1:5.625	22500		X	121.8	70
DWO 0190311	Axial Geared-Up Cool Thru* H=70mm	X	ER11	1:5.625	22500	X		134	70
DWO 0190216	Axial Geared-Up H=85mm	X	ER16	1:5.625	22500		X	121.8	85
DWO 0190211	Axial Geared-Up Cool Thru* H=85mm	X	ER11	1:5.625	22500	X		134	85

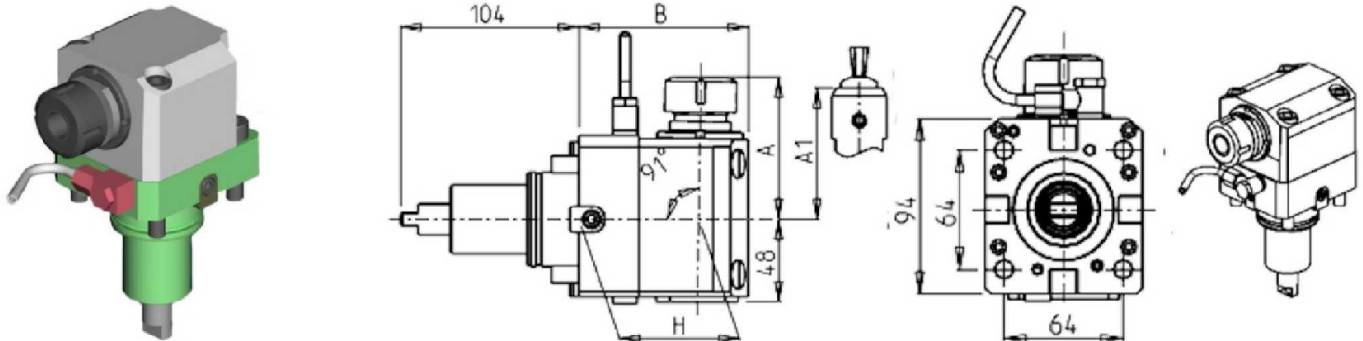
*Coolant Thru tools are designed for 400 psi MAX.
They require 5 Micron Filtration and **CANNOT** be run dry.

T-6 / T-7 / T-7i / LTC-20 / LTC-20i (BMT55)

DRIVEN

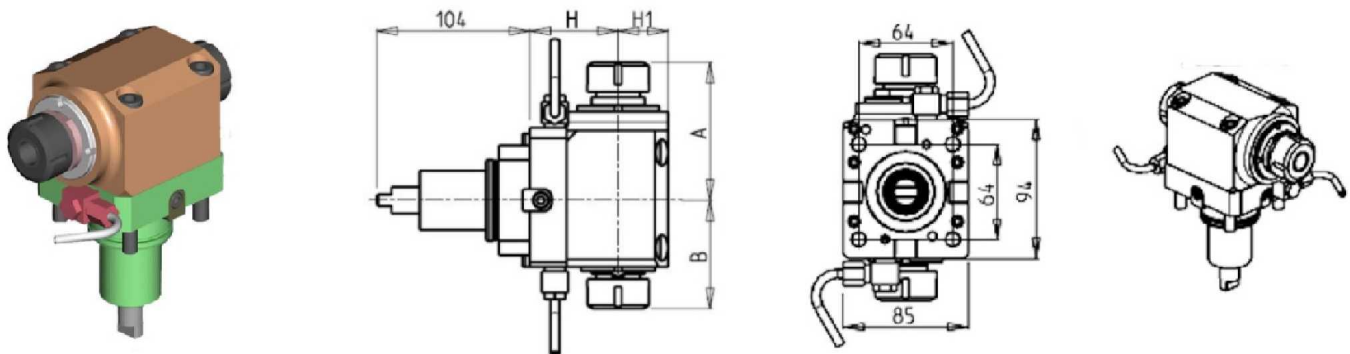
AXIAL DRIVEN TOOL FOR INTERNAL POLYGON MAKING

See Accessories for Polygon Making Mill Heads



Part Number	Description	Reversible	Spindle	I	RPM	Ext. Cool	A	A1	H	B
0319125	Internal Polygon-Making ER25	X	ER25	1:1	6000	X	82.35		60	89
0319108	Internal Polygon-Making Weldon 8	X	Weldon 8	1:1	6000	X		76.5	60	89
0319110	Internal Polygon-Making Weldon 10	X	Weldon 10	1:1	6000	X		76.5	60	89
0319112	Internal Polygon-Making Weldon 12	X	Weldon 12	1:1	6000	X		76.5	60	89
0319116	Internal Polygon-Making Weldon 16	X	Weldon 16	1:1	6000	X		73.5	60	89
DWO 0249125	Internal Polygon-Making ER25	X	ER25	1:1	6000	X	82.35		70	99
DWO 0249108	Internal Polygon-Making Weldon 8	X	Weldon 8	1:1	6000	X		76.5	70	99
DWO 0249110	Internal Polygon-Making Weldon 10	X	Weldon 10	1:1	6000	X		76.5	70	99
DWO 0249112	Internal Polygon-Making Weldon 12	X	Weldon 12	1:1	6000	X		76.5	70	99
DWO 0249116	Internal Polygon-Making Weldon 16	X	Weldon 16	1:1	6000	X		76.5	70	99
DWO 0029125	Internal Polygon-Making ER25	X	ER25	1:1	6000	X	82.35		85	114
DWO 0029108	Internal Polygon-Making Weldon 8	X	Weldon 8	1:1	6000	X		76.5	85	114
DWO 0029110	Internal Polygon-Making Weldon 10	X	Weldon 10	1:1	6000	X		76.5	85	114
DWO 0029112	Internal Polygon-Making Weldon 12	X	Weldon 12	1:1	6000	X		76.5	85	114
DWO 0029116	Internal Polygon-Making Weldon 16	X	Weldon 16	1:1	6000	X		73.5	85	114

AXIAL OPPOSITE FACE DRIVEN TOOL

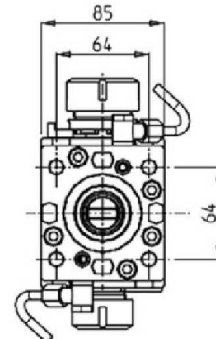
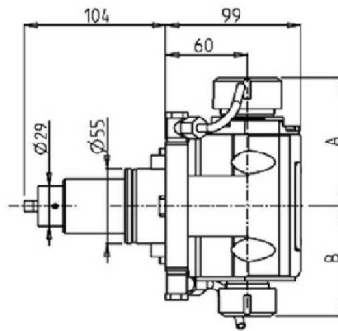


Part Number	Description	Reversible	Spindle	I	RPM	Ext. Cool	A	B	H	H1
DWO 0080125	Axial Double Outlet ER25/ER25 H=60mm	X	ER25+ER25	1:1	6000	X	93.36	73.46	60	34
DWO 0080132	Axial Double Outlet ER32/ER32 H=60mm	X	ER32+ER32	1:1	6000	X	100.56	79.46	60	34
DWO 0080325	Axial Double Outlet ER25/ER25 H=70mm	X	ER25+ER25	1:1	6000	X	93.36	73.46	70	34
DWO 0080332	Axial Double Outlet ER32/ER32 H=70mm	X	ER32+ER32	1:1	6000	X	100.56	79.46	70	34
DWO 0080225	Axial Double Outlet ER25/ER25 H=85mm	X	ER25+ER25	1:1	6000	X	93.36	73.46	85	34
DWO 0080232	Axial Double Outlet ER32/ER32 H=85mm	X	ER32+ER32	1:1	6000	X	100.56	79.46	85	34

T-6 / T-7 / T-7i / LTC-20 / LTC-20i (BMT55)

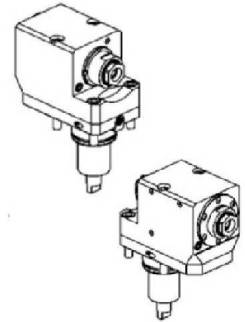
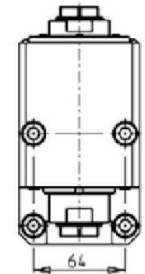
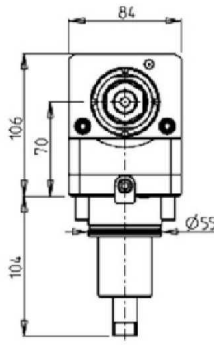
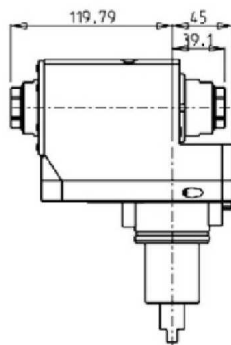

DRIVEN

AXIAL OPPOSITE FACE DRIVEN TOOL




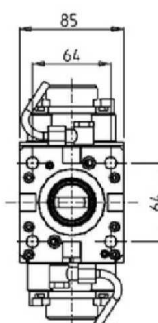
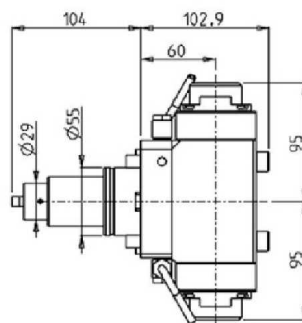
Part Number	Description	Spindle	I	RPM	Reversible	Ext. Cool	A	B
DWO 1703225	Axial Double Outlet ER32/ER25 H=60mm	ER32+ER25	1:1	6000	X	X	93.66	80.16
DWO 1702520	Axial Double Outlet ERA25/ERA20 H=60mm	ERA25+ERA20	1:1	6000	X	X	65	55.5
DWO 1713225	Axial Double Outlet ER32/ER25 H=70mm	ER32+ER25	1:1	6000	X	X	93.66	80.16
DWO 1712520	Axial Double Outlet ERA25/ERA20 H=70mm	ERA25+ERA20	1:1	6000	X	X	65	55.5
DWO 1723225	Axial Double Outlet ER32/ER25 H=85mm	ER32+ER25	1:1	6000	X	X	93.66	80.16
DWO 1722520	Axial Double Outlet ERA25/ERA20 H=85mm	ERA25+ERA20	1:1	6000	X	X	65	55.5

AXIAL OPPOSITE FACE REAR SET DRIVEN TOOL



Part Number	Description	Reversible	Spindle	I	RPM	Ext. Cool
0632525	Axial Off-Set Double Outlet ERA25/ERA25 H=70mm	X	ERA25+ERA25	1:1	6000	X

AXIAL GEARED-UP 1:2 OPPOSITE FACE TWIN DRIVEN TOOL H=60mm


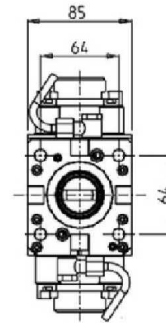
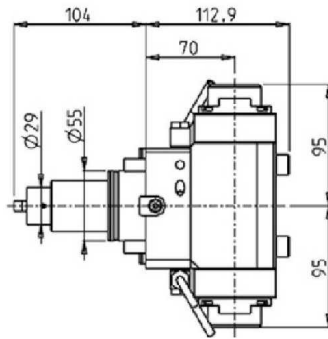


Part Number	Description	Spindle	I	RPM	Reversible	Ext Cool
DWO 3930225	Axial Geared-Up 1:2 Opposite Face ERA25+ERA25	ERA25+ERA25	1:2	12000	X	X

T-6 / T-7 / T-7i / LTC-20 / LTC-20i (BMT55)


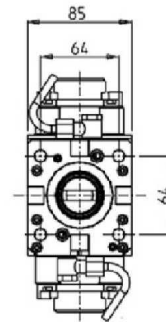
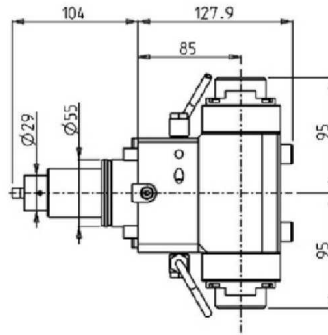
DRIVEN

AXIAL GEARED-UP 1:2 OPPOSITE FACE TWIN DRIVEN TOOL H=70mm



Part Number	Description	Spindle	I	RPM	Reversible	Ext Cool
DWO 3931225	Axial Geared-Up 1:2 Opposite Face ERA25+ERA25	ERA25+ERA25	1:2	12000	X	X

AXIAL GEARED-UP 1:2 OPPOSITE FACE TWIN DRIVEN TOOL H=85mm

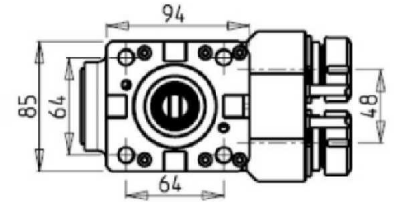
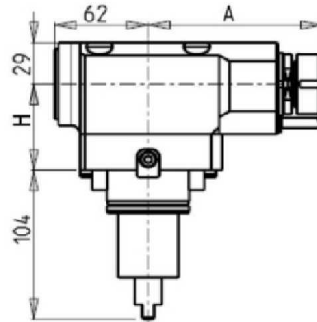
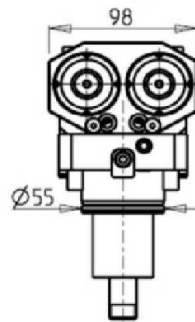



Part Number	Description	Spindle	I	RPM	Reversible	Ext Cool
DWO 3932225	Axial Geared-Up 1:2 Opposite Face ERA25+ERA25	ERA25+ERA25	1:2	12000	X	X

T-6 / T-7 / T-7i / LTC-20 / LTC-20i (BMT55)

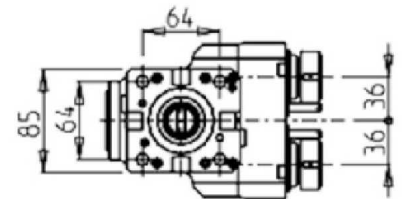
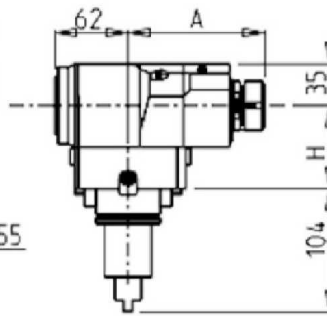
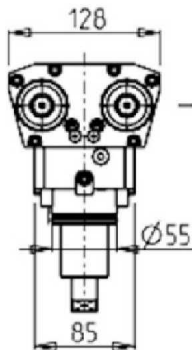
DRIVEN

AXIAL SINGLE SIDE TWIN HEAD DRIVEN TOOL IN Y



Part Number	Description	Reversible	Spindle	I	RPM	Ext. Cool	A	H
DWO 0100216	Axial Y AXIS Double Outlet ER16 H=60mm	X	ER16	1:1	6000	X	115.15	60
DWO 0100225	Axial Y AXIS Double Outlet ER25 H=60mm	X	ER25	1:1	6000	X	115.61	60
DWO 0102216	Axial Y AXIS Double Outlet ER16 H=70mm	X	ER16	1:1	6000	X	115.15	70
DWO 0102225	Axial Y AXIS Double Outlet ER25 H=70mm	X	ER25	1:1	6000	X	115.61	70
DWO 0101216	Axial Y AXIS Double Outlet ER16 H=85mm	X	ER16	1:1	6000	X	115.15	85
DWO 0101225	Axial Y AXIS Double Outlet ER25 H=85mm	X	ER25	1:1	6000	X	115.61	85

AXIAL GEARED-UP 1:2 SINGLE SIDE TWIN HEAD DRIVEN TOOL IN Y

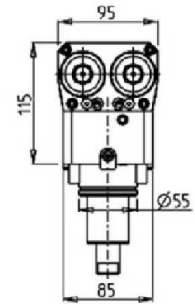
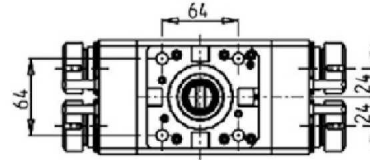
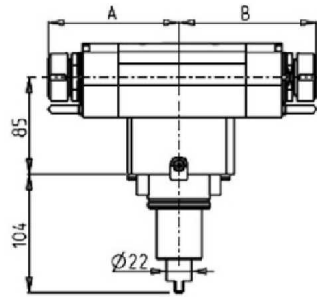



Part Number	Description	Reversible	Spindle	I	RPM	Ext. Cool	A	H
DWO 0950216	Axial Geared-Up 1:2 Y-Axis Double ER16 H=60	X	ER16	1:2	12000	X	115	60
DWO 0950225	Axial Geared-Up 1:2 Y-Axis Double ER25 H=60	X	ER25	1:2	12000	X	115.96	60
DWO 0951216	Axial Geared-Up 1:2 Y-Axis Double ER16 H=70	X	ER16	1:2	12000	X	115	70
DWO 0951225	Axial Geared-Up 1:2 Y-Axis Double ER25 H=70	X	ER25	1:2	12000	X	115.96	70
DWO 0952216	Axial Geared-Up 1:2 Y-Axis Double ER16 H=85	X	ER16	1:2	12000	X	115	85
DWO 0952225	Axial Geared-Up 1:2 Y-Axis Double ER25 H=85	X	ER25	1:2	12000	X	115.96	85

T-6 / T-7 / T-7i / LTC-20 / LTC-20i (BMT55)

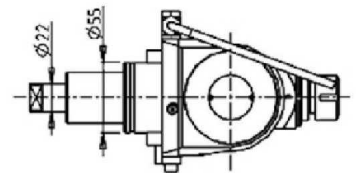
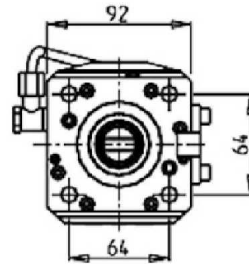
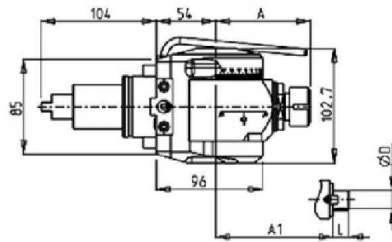
DRIVEN

AXIAL MULTIPLE 2+2 OUTLET DRIVEN TOOL IN Y



Part Number	Description	Spindle	I	RPM	Reversible	# of Tools	Ext Cool	A	B	H
DWO 2401416	Axial Multiple 2+2 Outlet in Y ER16+ER16	ER16+ER16	1:1	6000	X	2+2	X	114.7	120.7	60
DWO 2401425	Axial Multiple 2+2 Outlet in Y ER25+ER25	ER25+ER25	1:1	6000	X	2+2	X	115.6	121.6	60
DWO 2400416	Axial Multiple 2+2 Outlet in Y ER16+ER16	ER16+ER16	1:1	6000	X	2+2	X	114.7	120.7	70
DWO 2400425	Axial Multiple 2+2 Outlet in Y ER25+ER25	ER25+ER25	1:1	6000	X	2+2	X	115.6	121.6	70
DWO 2402416	Axial Multiple 2+2 Outlet in Y ER16+ER16	ER16+ER16	1:1	6000	X	2+2	X	114.7	120.7	85
DWO 2402425	Axial Multiple 2+2 Outlet in Y ER25+ER25	ER25+ER25	1:1	6000	X	2+2	X	115.6	121.6	85

0-180 ADJUSTABLE ANGLE DRIVEN TOOL H=54mm



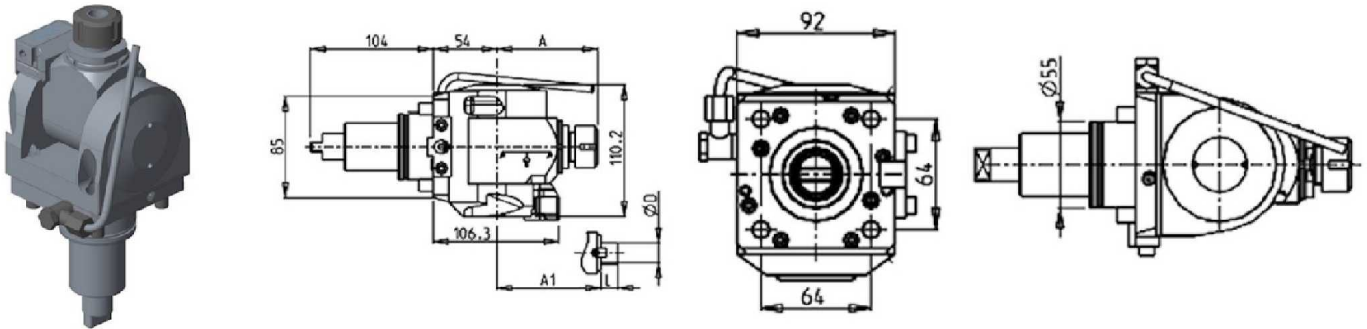
Part Number	Description	Spindle	I	RPM	Reversible	Ext Cool	A	A1	D	L
DWO 1910120	0-180 Adjustable Angle ER20	ER20	1:1	6000	X	X	85.16			
DWO 1910125	0-180 Adjustable Angle ER25	ER25	1:1	6000	X	X	86.16			
DWO 1910519	0-180 Adjustable Angle 3/4"x3/4"	3/4"x3/4"	1:1	6000	X	X	65	3/4"	3/4"	
DWO 1910516	0-180 Adjustable Angle 16x17mm	16x17mm	1:1	6000	X	X	65	16	17	
DWO 1910522	0-180 Adjustable Angle 22x19mm	22x19mm	1:1	6000	X	X	66	22	19	

Note : Wrenches are provided with the purchase of Specialty Toolholders

T-6 / T-7 / T-7i / LTC-20 / LTC-20i (BMT55)

DRIVEN

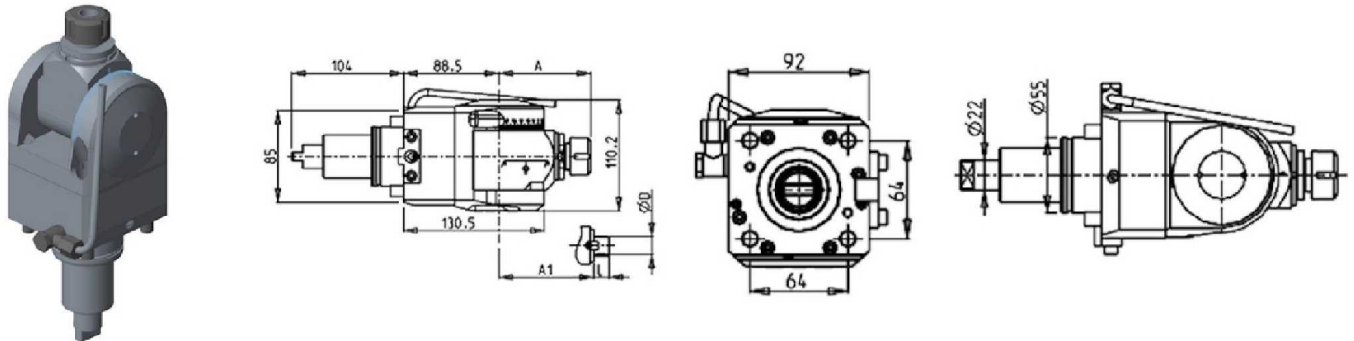
0-180 ADJUSTABLE ANGLE DRIVEN TOOL WITH DIGITAL DISPLAY H=54mm



Part Number	Description	Spindle	I	RPM	Reversible	Ext Cool	A	A1	D	L
DWO 1840120	0-180 Adj. Angle ER20 with Digital Display	ER20	1:1	6000	X	X	85.16			
DWO 1840125	0-180 Adj. Angle ER5 with Digital Display	ER25	1:1	6000	X	X	86.16			
DWO 1840519	0-180 Adj. Angle 3/4"x3/4" with Digital Display	3/4"x3/4"	1:1	6000	X	X		65	3/4"	3/4"
DWO 1840516	0-180 Adj. Angle 16x17mm with Digital Display	16x17mm	1:1	6000	X	X		65	16	17
DWO 1840522	0-180 Adj. Angle 22x19mm with Digital Display	22x19mm	1:1	6000	X	X		66	22	19

Note : Wrenches are provided with the purchase of Specialty Toolholders

0-180 ADJUSTABLE ANGLE DRIVEN TOOL H=88.5mm



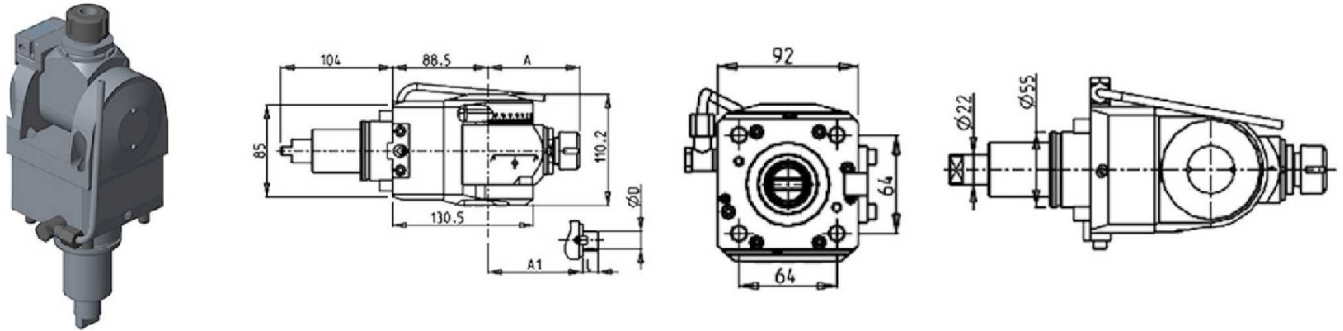
Part Number	Description	Spindle	I	RPM	Reversible	Ext Cool	A	A1	D	L
DWO 1970120	0-180 Adjustable Angle ER20	ER20	1:1	6000	X	X	85.16			
DWO 1970125	0-180 Adjustable Angle ER25	ER25	1:1	6000	X	X	86.16			
DWO 1970519	0-180 Adjustable Angle 3/4"x3/4"	3/4"x3/4"	1:1	6000	X	X		65	3/4"	3/4"
DWO 1970516	0-180 Adjustable Angle 16x17mm	16x17mm	1:1	6000	X	X		65	16	17
DWO 1970522	0-180 Adjustable Angle 22x19mm	22x19mm	1:1	6000	X	X		66	22	19

Note : Wrenches are provided with the purchase of Specialty Toolholders

T-6 / T-7 / T-7i / LTC-20 / LTC-20i (BMT55)

DRIVEN

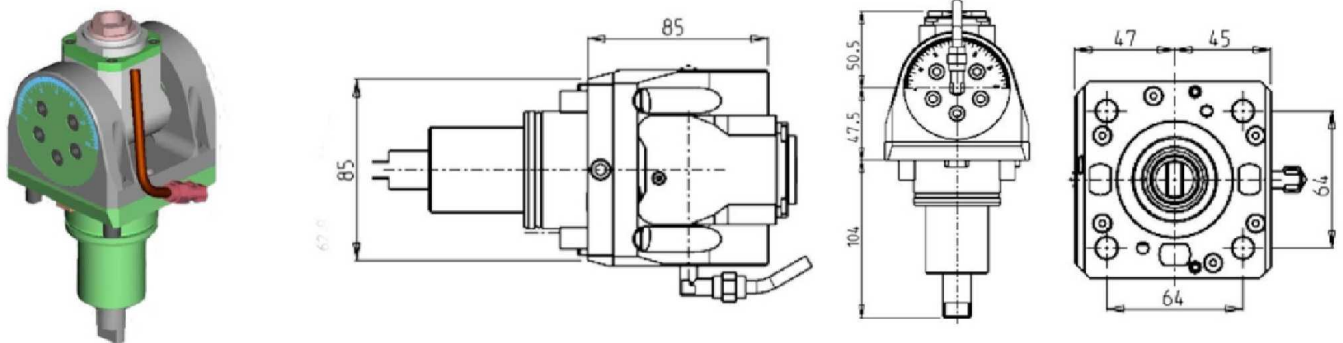
0-180 ADJUSTABLE ANGLE DRIVEN TOOL WITH DIGITAL DISPLAY H=88.5mm



Part Number	Description	Spindle	I	RPM	Reversible	Ext Cool	A	A1	D	L
DWO 1960120	0-180 Adj. Angle ER20 with Digital Display	ER20	1:1	6000	X	X	85.16			
DWO 1960125	0-180 Adj. Angle ER25 with Digital Display	ER25	1:1	6000	X	X	86.16			
DWO 1960519	0-180 Adj. Angle 3/4"x3/4" with Digital Display	3/4"x3/4"	1:1	6000	X	X		65	3/4"	3/4"
DWO 1960516	0-180 Adj. Angle 16x17mm with Digital Display	16x17mm	1:1	6000	X	X		65	16	17
DWO 1960522	0-180 Adj. Angle 22x19mm with Digital Display	22x19mm	1:1	6000	X	X		66	22	19

Note : Wrenches are provided with the purchase of Specialty Toolholders

0-180 ADJUSTABLE ANGLE DRIVEN TOOL H=47.5mm



Part Number	Description	Spindle	I	RPM	Cool Thru	Ext. Cool
DWO 0660120	0-180 Adj.Angle ERA20	ERA20	1:1	6000		X
DWO 0660220	0-180 Adj.Angle ERA20 Cool Thru*	ERA20	1:1	6000	X	X

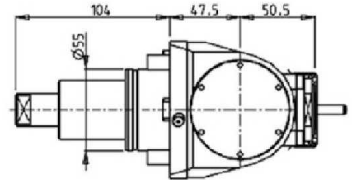
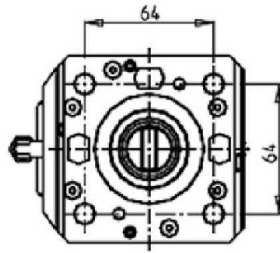
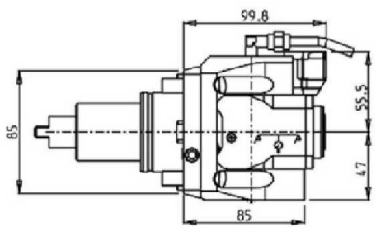
* Coolant Thru tools are designed for 1000 psi.
They require 5 Micron Filtration and **CANNOT** be run dry.

Note : Wrenches are provided with the purchase of Specialty Toolholders

T-6 / T-7 / T-7i / LTC-20 / LTC-20i (BMT55)

DRIVEN

0-180 ADJUSTABLE ANGLE DRIVEN TOOL WITH DIGITAL DISPLAY H=47.5mm



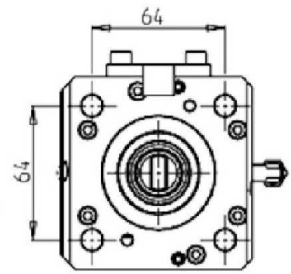
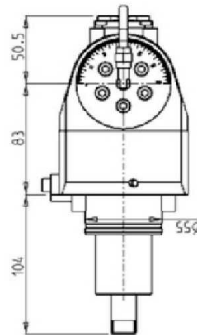
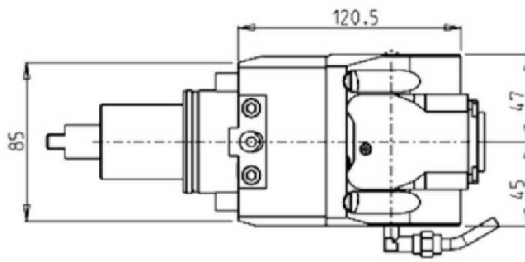
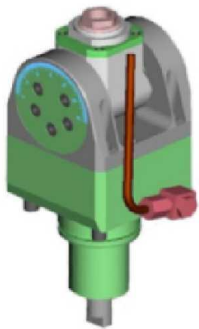
Part Number	Description	Spindle	I	RPM	Cool Thru	Ext Cool
DWO 0665120	0-180 Adj. Angle ERA20 with Digital Display	ERA20	1:1	6000		X
DWO 0665220	0-180 Adj. Angle ERA20 with Digital Display Cool Thru*	ERA20	1:1	6000	X	X

* Coolant Thru tools are designed for 1000 psi.
They require 5 Micron Filtration and **CANNOT** be run dry.

Note :

Wrenches are provided with the purchase of Specialty Toolholders

0-180 ADJUSTABLE ANGLE DRIVEN TOOL H=83mm



Part Number	Description	Spindle	I	RPM	Cool Thru	Ext. Cool
DWO 0661120	0-180 Adj.Angle ERA20	ERA20	1:1	6000		X
DWO 0661220	0-180 Adj.Angle ERA20 Cool Thru*	ERA20	1:1	6000	X	X

* Coolant Thru tools are designed for 1000 psi.
They require 5 Micron Filtration and **CANNOT** be run dry.

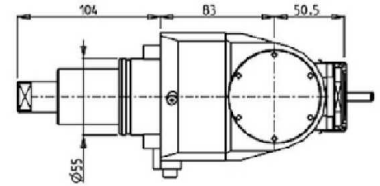
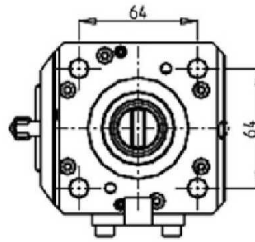
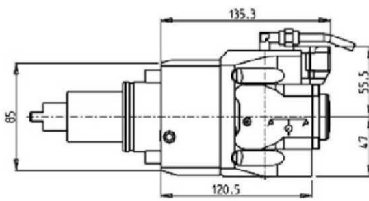
Note :

Wrenches are provided with the purchase of Specialty Toolholders

T-6 / T-7 / T-7i / LTC-20 / LTC-20i (BMT55)

DRIVEN

0-180 ADJUSTABLE ANGLE DRIVEN TOOL WITH DIGITAL DISPLAY H=83mm



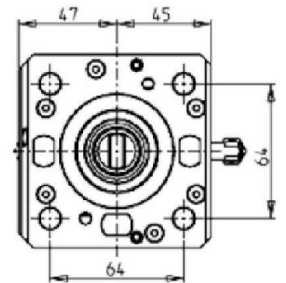
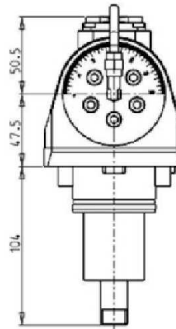
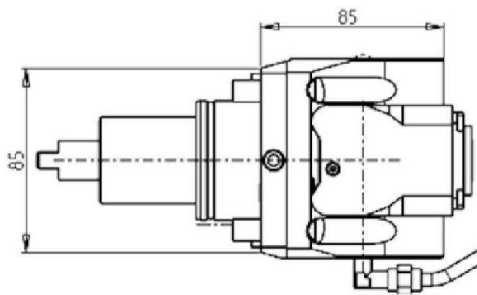
Part Number	Description	Spindle	I	RPM	Cool Thru	Ext Cool
DWO 0666120	0-180 Adj. Angle ERA20 with Digital Display	ERA20	1:1	6000		X
DWO 0666220	0-180 Adj. Angle ERA20 with Digital Display Cool Thru*	ERA20	1:1	6000	X	X

* Coolant Thru tools are designed for 1000 psi.
They require 5 Micron Filtration and **CANNOT** be run dry.

Note :

Wrenches are provided with the purchase of Specialty Toolholders

0-180 ADJUSTABLE ANGLE DRIVEN TOOL GEARED-UP 1:2 H=47.5mm



Part Number	Description	Spindle	I	RPM	Cool Thru	Ext. Cool
DWO 0660316	0-180 Adj. Angle Geared-Up 1:2 ERA16	ERA16	1:2	12000		X
DWO 0660416	0-180 Adj. Angle Geared-Up 1:2 ERA16 Cool Thru*	ERA16	1:2	12000	X	X

* Coolant Thru tools are designed for 1000 psi.
They require 5 Micron Filtration and **CANNOT** be run dry.

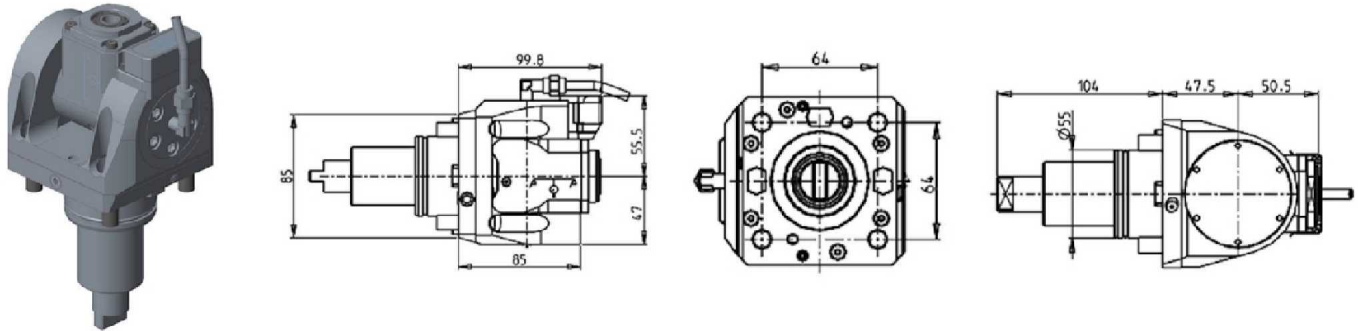
Note :

Wrenches are provided with the purchase of Specialty Toolholders

T-6 / T-7 / T-7i / LTC-20 / LTC-20i (BMT55)

DRIVEN

0-180 ADJUSTABLE ANGLE DRIVEN TOOL GEARED-UP 1:2 WITH DIGITAL DISPLAY H=47.5mm



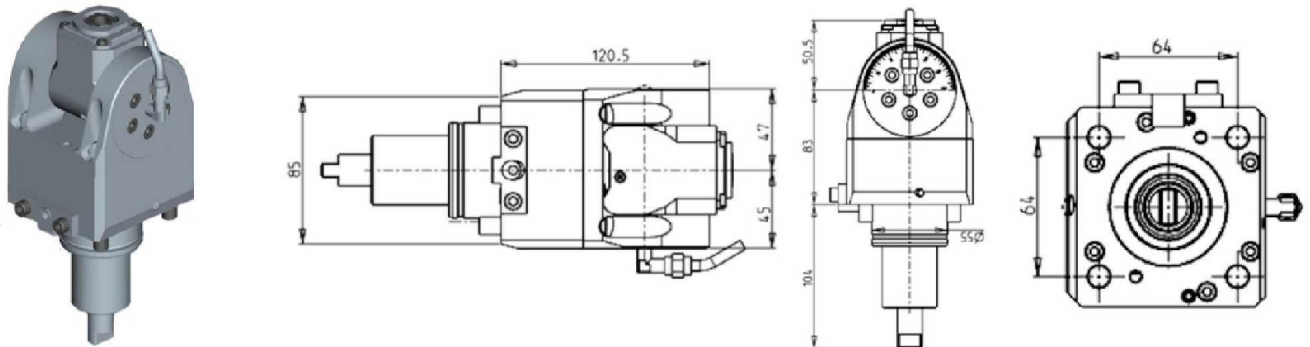
Part Number	Description	Spindle	I	RPM	Cool Thru	Ext Cool
DWO 0665316	0-180 Adj. Angle ERA16 Geared-Up with Digital Display	ERA16	1:2	12000		X
DWO 0665416	0-180 Adj. Angle ERA16 Geared-Up with Digital Display Cool Thru*	ERA16	1:2	12000	X	X

* Coolant Thru tools are designed for 1000 psi.
They require 5 Micron Filtration and **CANNOT** be run dry.

Note :

Wrenches are provided with the purchase of Specialty Toolholders

0-180 ADJUSTABLE ANGLE DRIVEN TOOL GEARED-UP 1:2 H=83mm



Part Number	Description	Spindle	I	RPM	Cool Thru	Ext. Cool
DWO 0661316	0-180 Adj. Angle Geared-Up 1:2 ERA16	ERA16	1:2	12000		X
DWO 0661416	0-180 Adj. Angle Geared-Up 1:2 ERA16 Cool Thru*	ERA16	1:2	12000	X	X

* Coolant Thru tools are designed for 1000 psi.
They require 5 Micron Filtration and **CANNOT** be run dry.

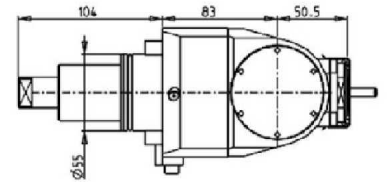
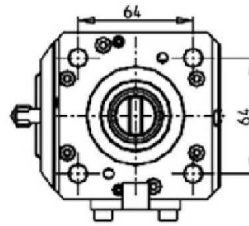
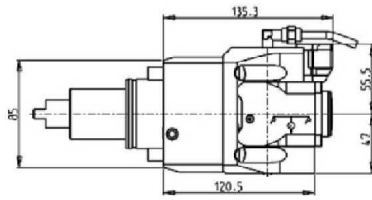
Note :

Wrenches are provided with the purchase of Specialty Toolholders

T-6 / T-7 / T-7i / LTC-20 / LTC-20i (BMT55)

DRIVEN

0-180 ADJUSTABLE ANGLE DRIVEN TOOL GEARED-UP 1:2 WITH DIGITAL DISPLAY H=83mm



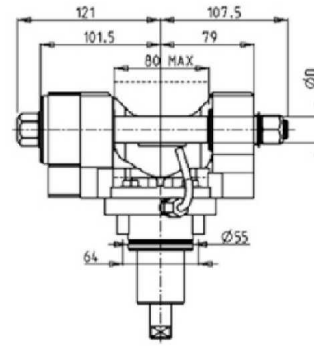
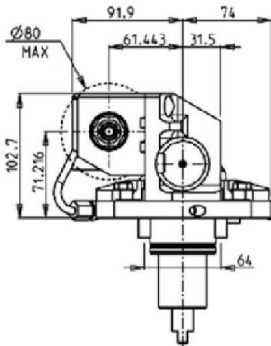

Part Number	Description	Spindle	I	RPM	Cool Thru	Ext Cool
DWO 0666316	0-180 Adj. Angle ERA16 Geared-Up with Digital Display	ERA16	1:2	12000		X
DWO 0666416	0-180 Adj. Angle ERA16 Geared-Up with Digital Display Cool Thru*	ERA16	1:2	12000	X	X

* Coolant Thru tools are designed for 1000 psi. They require 5 Micron Filtration and **CANNOT** be run dry.

Note :

Wrenches are provided with the purchase of Specialty Toolholders

DRIVEN GEAR HOBBER



Part Number	Description	I	MAX RPM	Reversible	Ext. Cool	D mm	D Inch
0621100	Gear Hobber 1:1	1:1	6000	X	X	16-22-27-32	3/4"-1"-1 1/4"
0622100	Gear Hobber Geared-Down 2:1	2:1	3000	X	X	16-22-27-32	3/4"-1"-1 1/4"

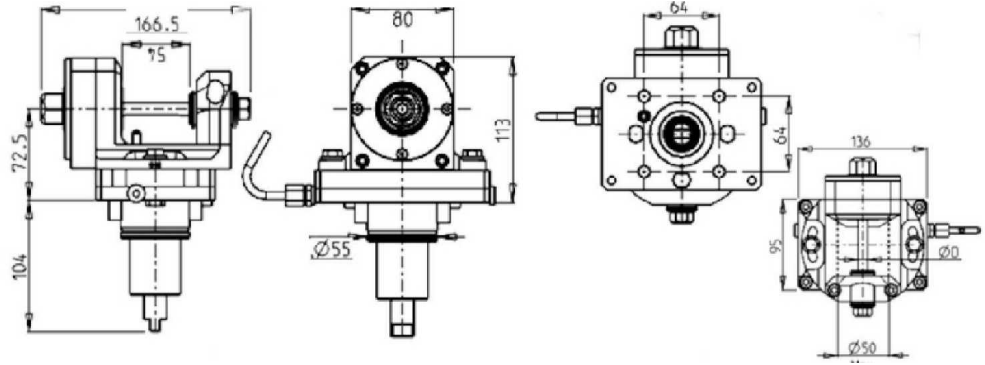

Note :

Wrenches are provided with the purchase of Specialty Toolholders

T-6 / T-7 / T-7i / LTC-20 / LTC-20i (BMT55)

DRIVEN

RADIAL DRIVEN GEAR HOBBER

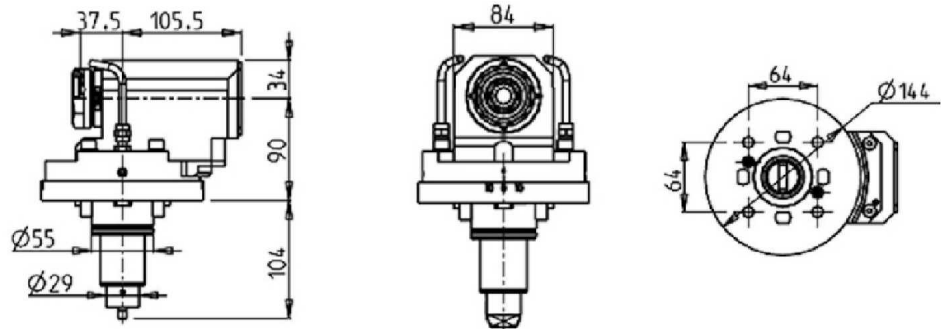


Part Number	Description	I	RPM	Ext. Cool	D mm
DWO 0051108	Radial Gear Hobber 1:1 D=8mm	1:1	6000	X	8
DWO 0051110	Radial Gear Hobber 1:1 D=10mm	1:1	6000	X	10
DWO 0051113	Radial Gear Hobber 1:1 D=13mm	1:1	6000	X	13
DWO 0051116	Radial Gear Hobber 1:1 D=16mm	1:1	6000	X	16

Note : Wrenches are provided with the purchase of Specialty Toolholders

QUICK CHANGE AXIAL MTSK-40 DRIVEN TOOL FOR POWER SKIVING H=90mm

See Accessories for MTSK Quick Change Tool Holder Clamps



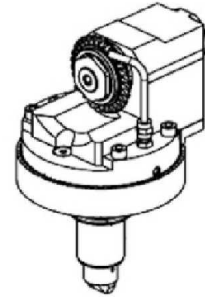
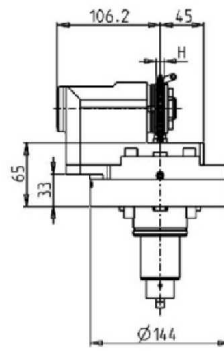
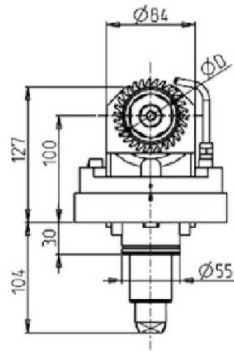

Part Number	Description	Spindle	I	RPM	Reversible	Ext Cool
DWO 1760100	Axial MTSK-40 for Power Skiving	MTSK-40	1:1	6000	X	X

Note : Wrenches are provided with the purchase of Specialty Toolholders

T-6 / T-7 / T-7i / LTC-20 / LTC-20i (BMT55)

DRIVEN

WORM GEAR DRIVEN TOOL



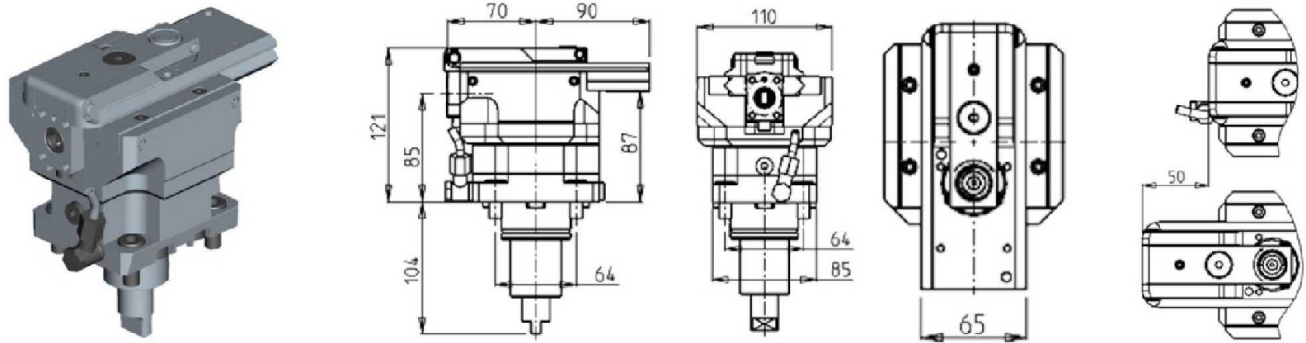
Part Number	Description	Spindle	I	RPM	Reversible	Ext. Cool	D	H
DWO 1628125	Driven Worm Gear Tool 1"x12mm	1"x12	1:1	6000	X	X	63-70-80	Max 12
DWO 1628022	Driven Worm Gear Tool 22mmx12mm	22x12	1:1	6000	X	X	63-70-80	Max 12

Note : Wrenches are provided with the purchase of Specialty Toolholders

T-6 / T-7 / T-7i / LTC-20 / LTC-20i (BMT55)

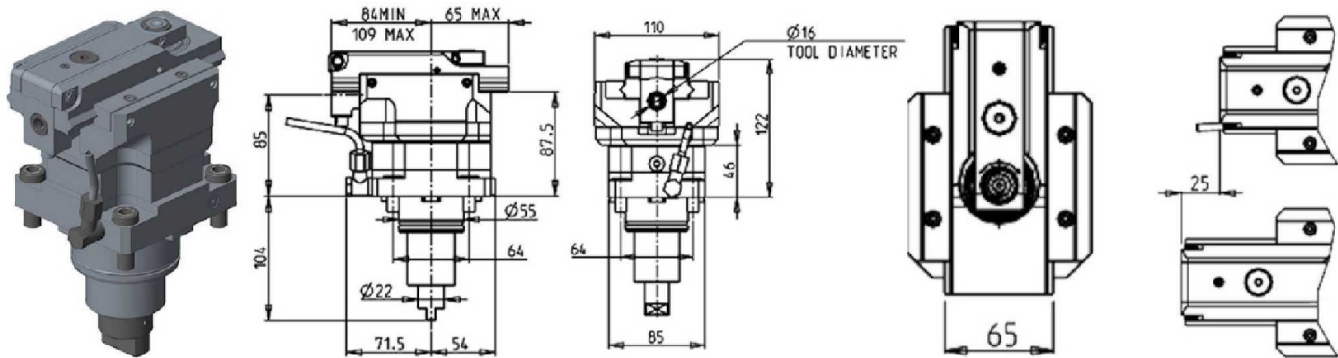
DRIVEN

BROACHING/SLOTING TOOL 50mm STROKE H=85mm



Part Number	Description	I	RPM	Reversible	Ext. Cool
DWO 1030100	Broaching/Slotting Tool 50mm Stroke	4:1	2000	X	X

BROACHING/SLOTING TOOL 25mm STROKE H=85mm

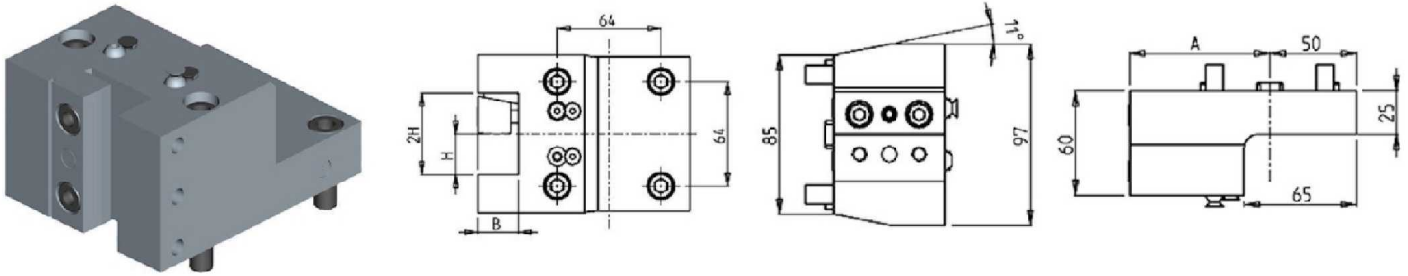


Part Number	Description	I	RPM MAX	Reversible	Ext. Cool
DWO 1030200	Broaching/Slotting Tool 25mm Stroke	4:1	2400	X	X

T-6 / T-7 / T-7i / LTC-20 / LTC-20i (BMT55)

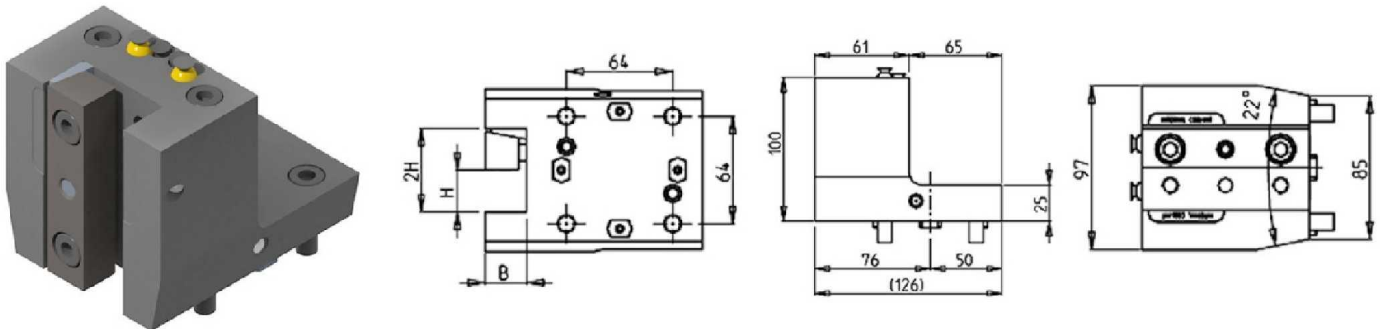
STATIC

RADIAL SINGLE STATIC TOOL



Part Number	Description	# of Tools	Reversible	Cool Thru	Ext Cool	Dimensions	A	B	H
DWO 3842540	Radial Single Static Tool 1"	1	X		X	Inch	76	1"	1"
DWO 3842500	Radial Single Static Tool 25mm	1	X		X	mm	76	25	25
DWO 2222510	Radial Single Static Tool 25mm Cool Thru	1	X	X	X	mm	81	25	25

RADIAL SINGLE STATIC TOOL 25mm H=100mm

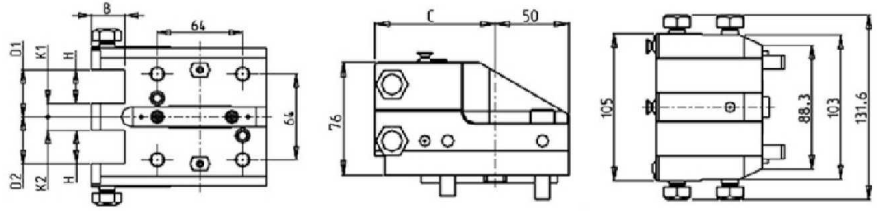



Part Number	Description	# of Tools	Reversible	Cool Thru	Ext Cool	Dimensions	B	H
DWO 3862510	Radial Single Static Tool 25mm	1	X	X	X	mm	25	25

T-6 / T-7 / T-7i / LTC-20 / LTC-20i (BMT55)

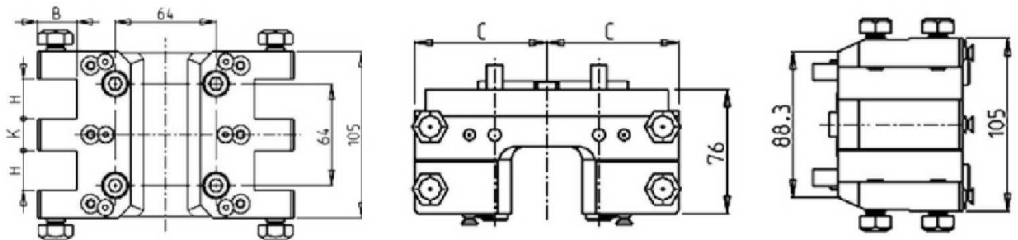

STATIC

RADIAL SINGLE SIDE TWIN STATIC TOOL



Part Number	Description	# of Tools	Reversible	Dimensions	B & H	K1	K2	D1	D2	C
DWO 4032540	Radial Single-Side Twin Double Tool: 1"	2	X	Inch	1"	3/8"	3/8"	1 3/8"	1 3/8"	76
0772500	Radial Single-Side Twin Double Tool: 25mm	2	X	mm	25	10	10	35	35	81.25

RADIAL DOUBLE SIDE TWIN STATIC TOOL

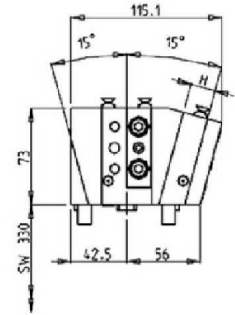
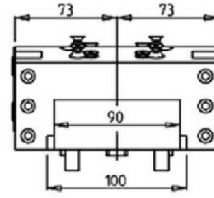
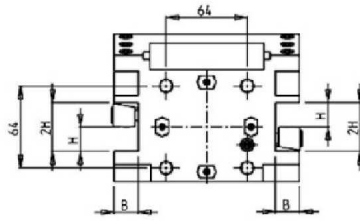



Part Number	Description	# of Tools	Reversible	Dimensions	H	K	B	C
0761905	Radial Double-Side Twin Static Tool: 3/4"	4	X	Inch	3/4"	1 1/4"	3/4"	81.25
DWO 3942540	Radial Double-Side Twin Static Tool: 1"	4	X	Inch	1"	3/4"	1"	76
0762000	Radial Double-Side Twin Static Tool: 20mm	4	X	mm	20	30	20	81.25
DWO 3942500	Radial Double-Side Twin Static Tool: 25mm	4	X	mm	25	20	25	76

T-6 / T-7 / T-7i / LTC-20 / LTC-20i (BMT55)

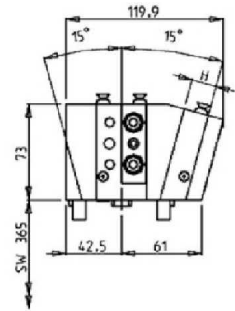
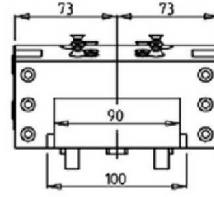
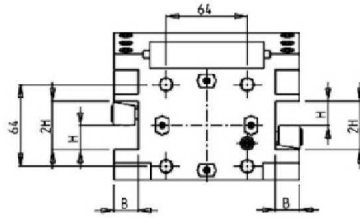

STATIC

RADIAL MULTIPLE STATIC TOOL



Part Number	Description	# of Tools	Ext Cool	Dimensions	B	H
DWO 3971905	Radial Multiple Static Tool 3/4"	4	X	Inch	3/4"	3/4"

RADIAL MULTIPLE STATIC TOOL

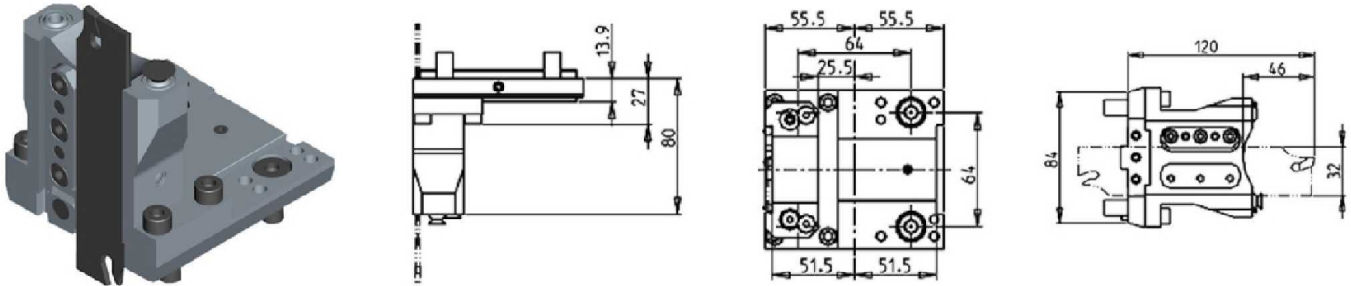


Part Number	Description	# of Tools	Ext Cool	Dimensions	B	H
DWO 3981905	Radial Multiple Static Tool 3/4"	4	X	Inch	3/4"	3/4"

T-6 / T-7 / T-7i / LTC-20 / LTC-20i (BMT55)

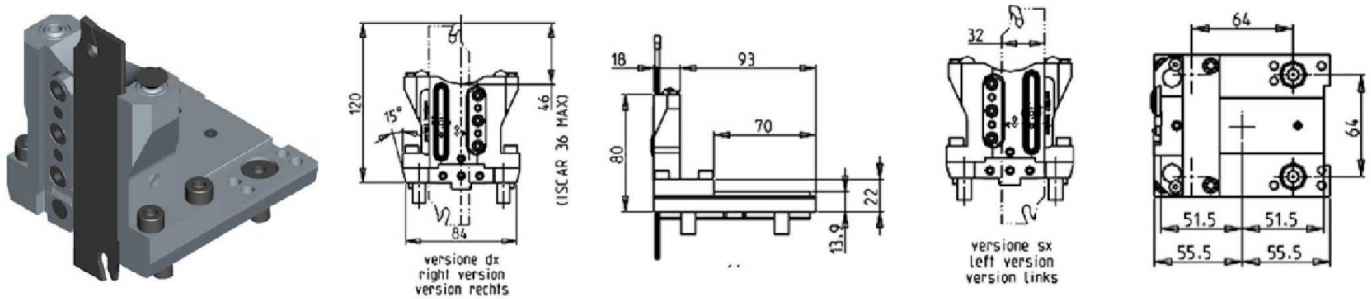
STATIC

RADIAL DOUBLE BLADE HOLDER WITH BLADE KIT



Part Number	Description	# of Tools	Reversible	Ext Cool
DWO 2380132	Radial Blade Holder with Blade Kit	1	X	X
BLADEKIT	Blade Kit: 1 Blade, 10 Inserts			

RADIAL BLADE HOLDER WITH INTERNAL COOLANT-BLADE KIT NOT INCLUDED

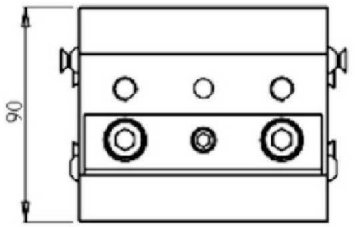
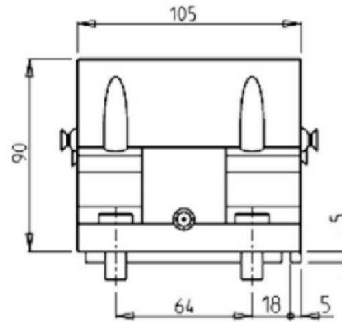
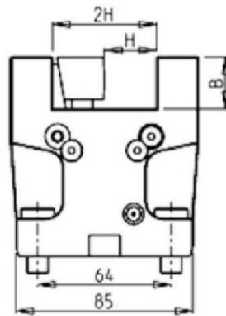



Part Number	Description	# of Tools	Reversible	Ext Cool	Cool Thru
DWO 2390132R	Radial Double Blade Holder Cool Thru (Right Hand)	1	X	X	X
DWO 2390132L	Radial Double Blade Holder Cool Thru (Left Hand)	1	X	X	X
COOL THRU BLADEKIT	Blade Kit: 1 Blade, 10 Inserts				

T-6 / T-7 / T-7i / LTC-20 / LTC-20i (BMT55)

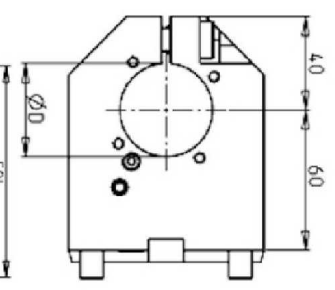
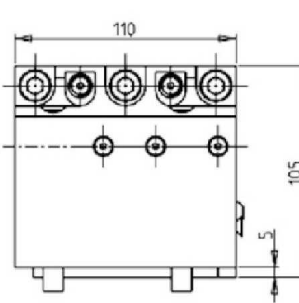
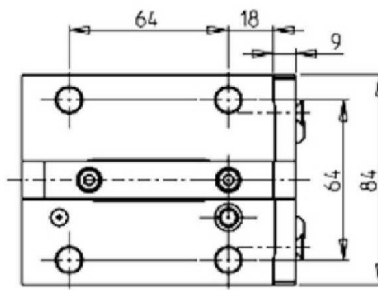

STATIC

AXIAL STATIC TOOL



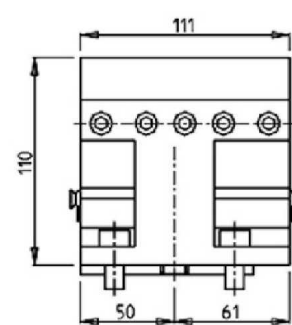
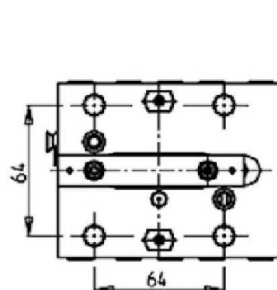
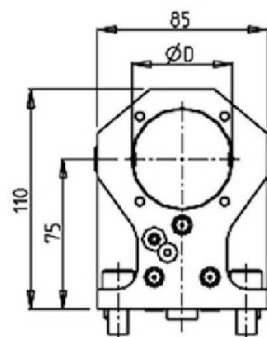

Part Number	Description	# of Tools	Reversible	Cool Thru	Ext Cool	Dimensions	B	H
DWO 0422540	Axial Static Tool 1" x 1"	1	X		X	Inch	1"	1"
DWO 0422500	Axial Static Tool 25mm x 25mm	1	X		X	mm	25	25
DWO 0422510	Axial Static Tool 25mm x 25mm Cool Thru	1	X	X	X	mm	25	25

AXIAL SINGLE BORING BAR HOLDER H=60mm



Part Number	Description	# of Tools	Reversible	Cool Thru	Ext. Cool	Dimensions	D
0813810	Axial Single BBH: 1 1/2"	1	X	X	X	Inch	1 1/2"
0814000	Axial Single BBH: 40mm	1	X	X	X	mm	40
KIT 1003004	Plug & Seal Kit for 1 1/2" BBH to Make Cool Thru						
KIT 1003003	Plug & Seal Kit for 40mm BBH to Make Cool Thru						

AXIAL SINGLE BORING BAR HOLDER H=75mm

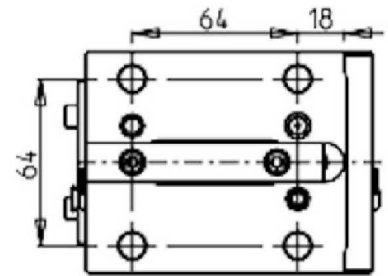
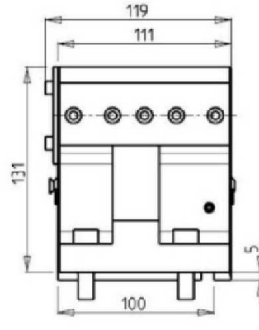
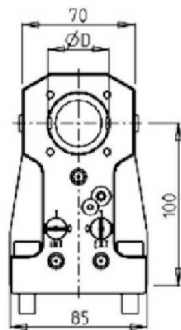



Part Number	Description	Reversible	Cool Thru	Ext Cool	Dimensions	D
DWO 2355080	Axial Single BBH 2"	X	X	X	Inch	2"
DWO 2355000	Axial Single BBH 50mm	X	X	X	mm	50
KIT 1000002	Plug for 50mm or 2" BBH to Make Cool Thru					

T-6 / T-7 / T-7i / LTC-20 / LTC-20i (BMT55)

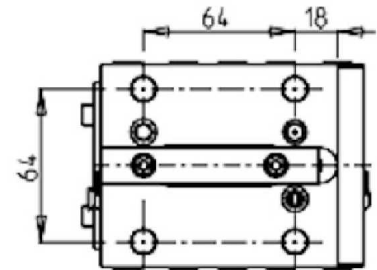
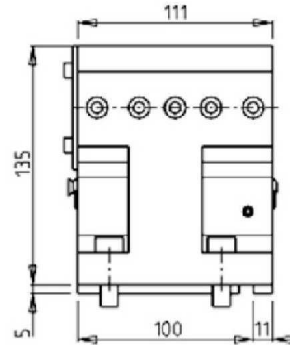
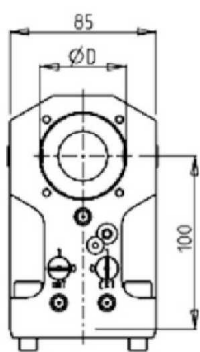

STATIC

AXIAL SINGLE BORING BAR HOLDER H=100mm



Part Number	Description	# of Tools	Reversible	Cool Thru	Ext. Cool	Dimensions	D
DWO 0393810	Axial Single BBH: 1 1/2" 100mm Interaxis	1	X	X	X	Inch	1 1/2"
DWO 0394000	Axial Single BBH: 40mm 100mm Interaxis	1	X	X	X	mm	40
KIT 1000004	Plug for 1-1/2" BBH to Make Cool Thru						
KIT 1000003	Plug for 40mm BBH to Make Cool Thru						

AXIAL SINGLE BORING BAR HOLDER H=100mm

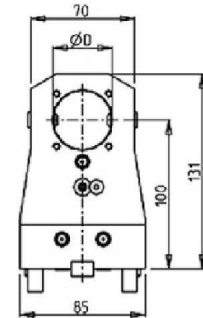
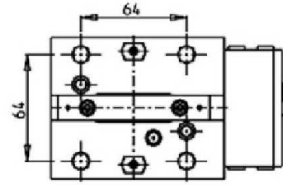
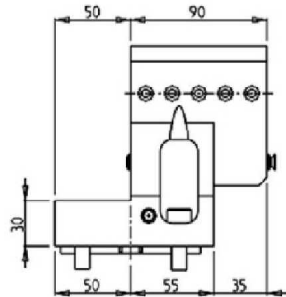



Part Number	Description	# of Tools	Reversible	Cool Thru	Ext. Cool	Dimensions	D
DWO 1115080	Single BBH: 2" H=100mm	1	X	X	X	Inch	2"
DWO 1115000	Single BBH: 50mm H=100mm	1	X	X	X	mm	50
KIT 1000002	Plug for 50mm or 2" BBH to Make Cool Thru						

T-6 / T-7 / T-7i / LTC-20 / LTC-20i (BMT55)

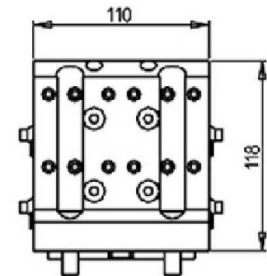
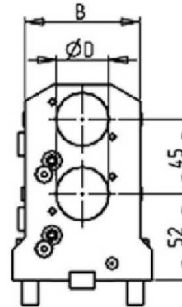
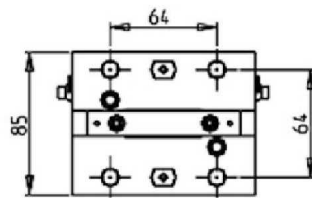

STATIC

AXIAL REAR-SET BORING BAR HOLDER H=100mm



Part Number	Description	Reversible	Cool Thru	Ext Cool	Dimensions	D
DWO 2344000	Axial Rear-Set BBH 40mm	X	X	X	mm	40
KIT 1000003	Plug for 40mm BBH to Make Cool Thru					

AXIAL 2 + 2 POSITION BORING BAR HOLDER

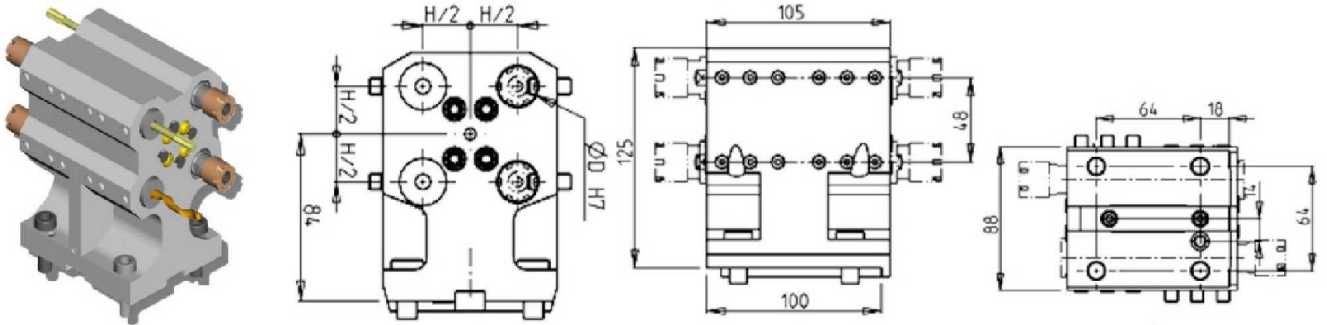


Part Number	Description	# of Tools	Reversible	Cool Thru	Ext. Cool	Dimensions	D	B
DWO 0091905	Axial 2+2 BBH: 3/4"	2	X	X	X	Inch	3/4"	62
DWO 0092540	Axial 2+2 BBH: 1"	2	X	X	X	Inch	1"	70
DWO 0093175	Axial 2+2 BBH: 1 1/4"	2	X	X	X	Inch	1 1/4"	70
DWO 0092000	Axial 2+2 BBH: 20mm	2	X	X	X	mm	20	62
DWO 0092500	Axial 2+2 BBH: 25mm	2	X	X	X	mm	25	70
DWO 0093200	Axial 2+2 BBH: 32mm	2	X	X	X	mm	32	70
KIT 1000005	Plug for 20mm or 3/4" BBH to Make Cool Thru							
KIT 1000006	Plug for 25mm or 1" BBH to Make Cool Thru							
KIT 1000001	Plug for 32mm or 1 1/4" BBH to Make Cool Thru							

T-6 / T-7 / T-7i / LTC-20 / LTC-20i (BMT55)

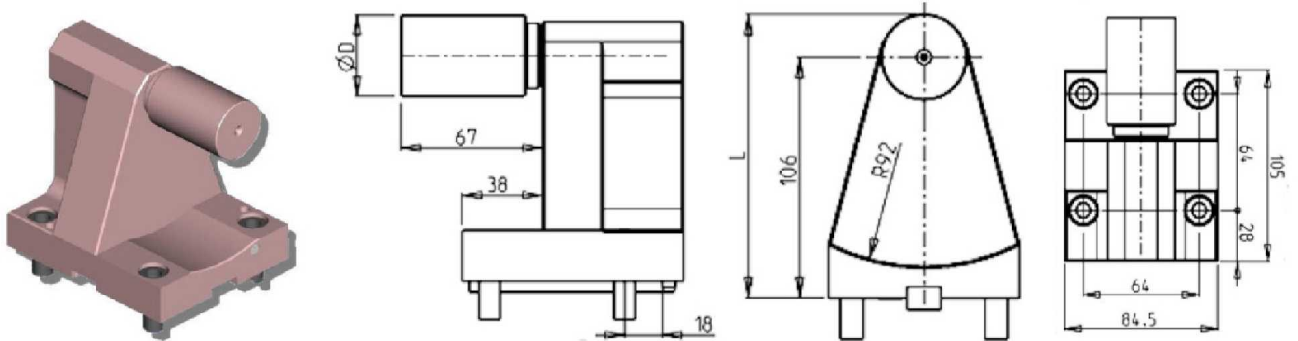
STATIC

AXIAL 4 + 4 POSITION BORING BAR HOLDER



Part Number	Description	# of Tools	Reversible	Ext. Cool	Dimensions	D	H
0781905	Axial 4+4 Position BBH: 3/4"	4 + 4	X	X	Inch	3/4"	1 7/8"
0782000	Axial 4+4 Position BBH: 20mm	4 + 4	X	X	mm	20	48

TAILSTOCK FOR SUBSPINDLE

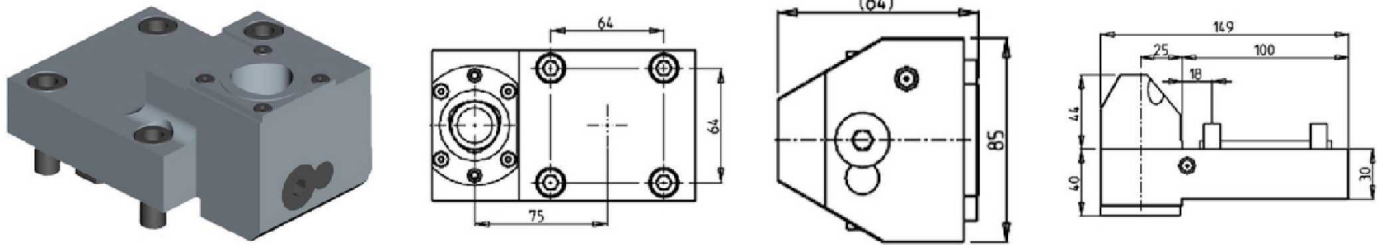


Part Number	Description	# of Tools	D	L
0820100L	Tailstock for Sub Spindle 2"	1	2"	131.4
0820100	Tailstock for Sub Spindle 38mm	1	38	125
080003	Removable Tailstock Center			

T-6 / T-7 / T-7i / LTC-20 / LTC-20i (BMT55)

STATIC

SINGLE REAR-SET RADIAL STATIC TOOL CAPTO C4

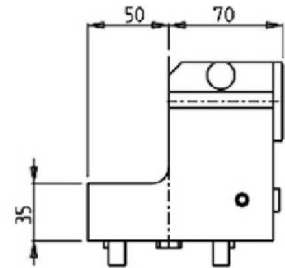
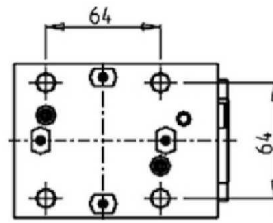
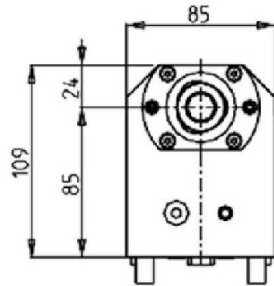



Part Number	Description	# of Tools	Cool Thru	Reversible	Size
DWO 0444010	Radial Single Rear Set Capto C4 Right Hand	1	X	X	C4
DWO 0444010LC	Radial Single Rear Set Capto C4 Left Hand	1	X	X	C4

T-6 / T-7 / T-7i / LTC-20 / LTC-20i (BMT55)

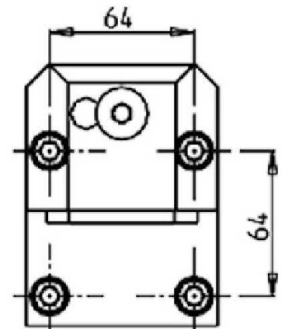
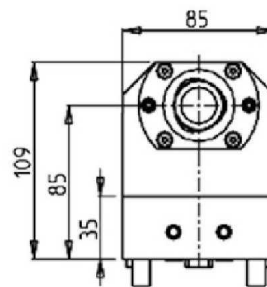
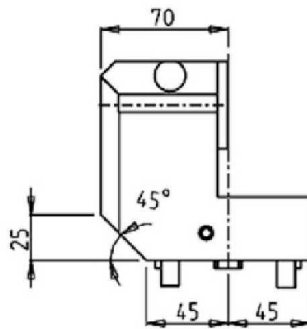
STATIC

AXIAL SINGLE STATIC TOOL CAPTO C4



Part Number	Description	Cool Thru	Ext Cool	Reversible	Size
DWO 3804010	Axial Single Static Tool Capto C4 Right Hand	X	X	X	C4
DWO 3804010LC	Axial Single Static Tool Capto C4 Left Hand	X	X	X	C4

AXIAL REAR-SET BORING SINGLE STATIC TOOL CAPTO C4

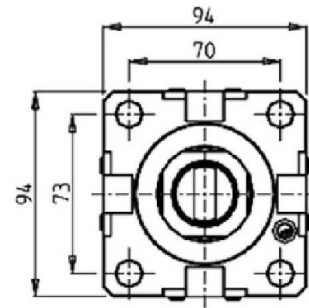
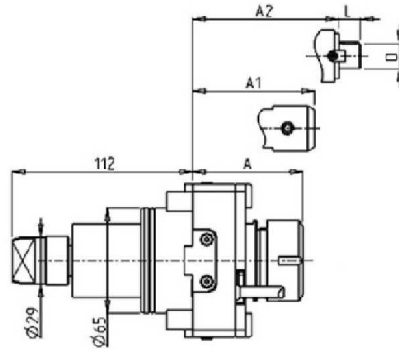



Part Number	Description	Cool Thru	Reversible	Size
DWO 2434010	Axial Rear Set Boring Bar Capto C4 Right Hand	X	X	C4
DWO 2434010LC	Axial Rear Set Boring Bar Capto C4 Left Hand	X	X	C4

T-8 / LTC-25i / VTL-600 (BMT65)

DRIVEN

RADIAL REINFORCED DRIVEN TOOL

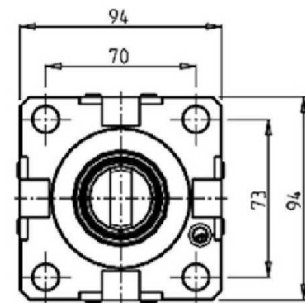
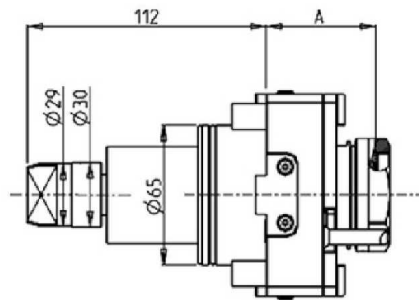



Part Number	Description	Spindle	I	RPM	Cool Thru	Ext. Cool	A	A1	A2	D	L
DWO 1540132	Radial Reinforced ER32	ER32	1:1	6000		X	68.7				
DWO 3470232	Radial Reinforced ER32 Cool Thru*	ER32	1:1	6000	70 BAR	X	79.2				
DWO 1540140	Radial Reinforced ER40	ER40	1:1	6000		X	71.7				
DWO 3470240	Radial Reinforced ER40 Cool Thru*	ER40	1:1	6000	70 BAR	X	82.2				
DWO 1540827	Radial Reinforced 27x21mm Cool Thru*	27x21	1:1	6000	30 BAR	X				56.5	21
DWO 1540625	Radial Reinforced Weldon 25 Cool Thru*	Weldon 25	1:1	6000	30 BAR	X				72.5	

* Coolant Thru tools are designed for 400/1000 psi.
They require 5 Micron Filtration and **CANNOT** be run dry.
30 BAR=400 PSI 70 BAR=1000 PSI

QUICK CHANGE RADIAL MTSK REINFORCED DRIVEN TOOL

See Accessories for MTSK Quick Change Tool Holder Clamps



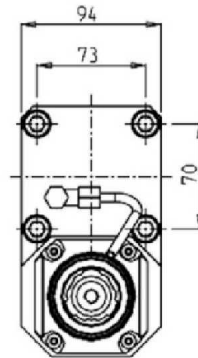
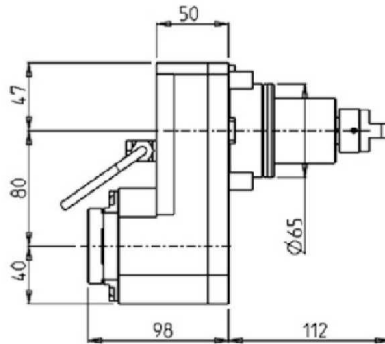
Part Number	Description	Spindle	I	RPM	Cool Thru	Ext. Cool	A
DWO 1550140	Radial MTSK-40 Reinforced	MTSK-40	1:1	6000		X	51.5
DWO 3480240	Radial MTSK-40 Reinforced Cool Thru*	MTSK-40	1:1	6000	X	X	62.5
DWO 1550150	Radial MTSK-50 Reinforced	MTSK-50	1:1	6000		X	51.5
DWO 3480250	Radial MTSK-50 Reinforced Cool Thru*	MTSK-50	1:1	6000	X	X	62.5

* Coolant Thru tools are designed for 1000 psi.
They require 5 Micron Filtration and **CANNOT** be run dry.

T-8 / LTC-25i / VTL-600 (BMT65)

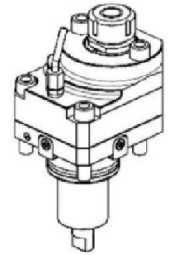
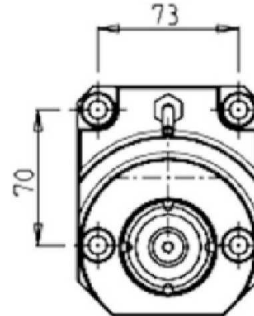
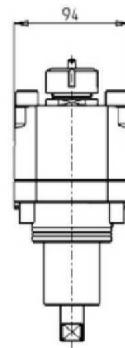
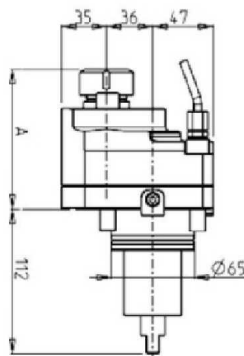

DRIVEN

RADIAL GEARED-DOWN 2:1 DRIVEN TOOL REDIRECTED IN Z BY 80mm



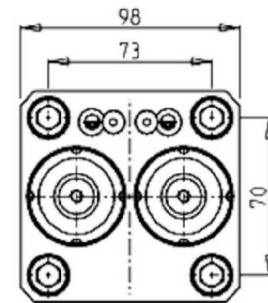
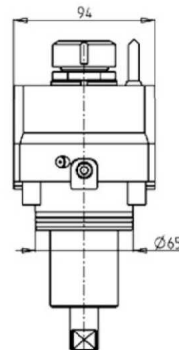
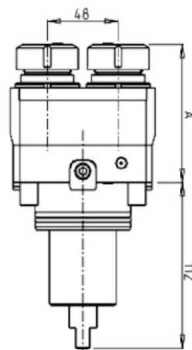

Part Number	Description	Spindle	I	RPM	Reversible	Ext. Cool
DWO 1580332	Radial Geared-Down 2:1 Redirected 80mm in Z	ERA32	2:1	3000	X	X

RADIAL GEARED-UP 1:2 DRIVEN TOOL REDIRECTED IN Z BY 36mm



Part Number	Description	Reversible	Spindle	I	RPM	Ext. Cool	A
DWO 0140125	Geared-Up 1:2 Redirected 36mm ER25	X	ER25	1:2	12000	X	108.56

RADIAL SINGLE-SIDE TWIN HEAD DRIVEN TOOL IN Y-AXIS

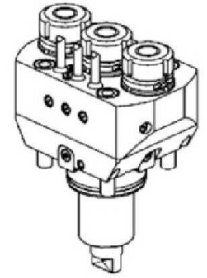
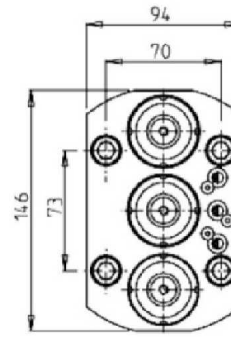
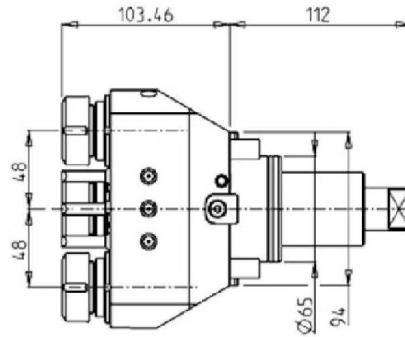



Part Number	Description	Spindle	I	RPM	Ext. Cool	A
DWO 0540216	Radial Y-Axis Double Outlet ER16	ER16	1:1	6000	X	84.5
DWO 0540225	Radial Y-Axis Double Outlet ER25	ER25	1:1	6000	X	85

T-8 / LTC-25i / VTL-600 (BMT65)

DRIVEN

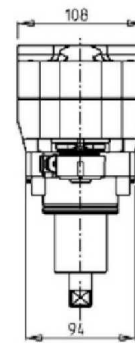
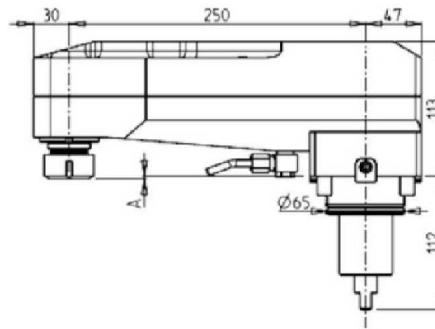
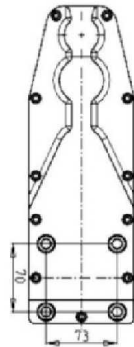
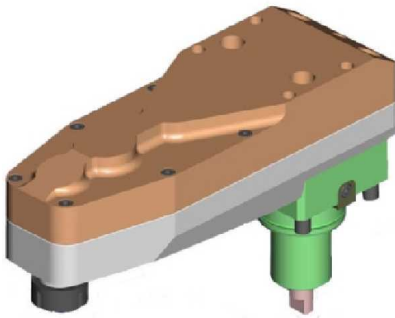
RADIAL SINGLE SIDE 3 OUTLET DRIVEN TOOL IN Y



Part Number	Description	Spindle	I	RPM	Ext. Cool
DWO 1350325	Radial ER25 Single Side 3 Outlet in Y	ER25	1:1	6000	X

Note : Wrenches are provided with the purchase of Specialty Toolholders

RADIAL INVERTED DRIVEN TOOL REDIRECTED IN Z BY 250mm

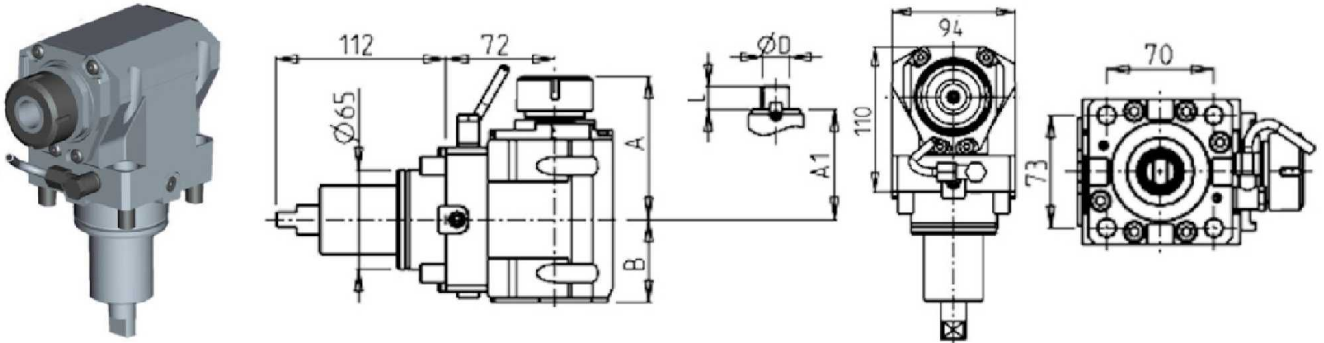


Part Number	Description	Spindle	I	RPM	Ext. Cool	A
0700025	Radial Inverted 250mm Interaxis ER25	ER25	1:2	12000	X	2.16
0700032	Radial Inverted 250mm Interaxis ER32	ER32	1:2	12000	X	14.66

T-8 / LTC-25i / VTL-600 (BMT65)

DRIVEN

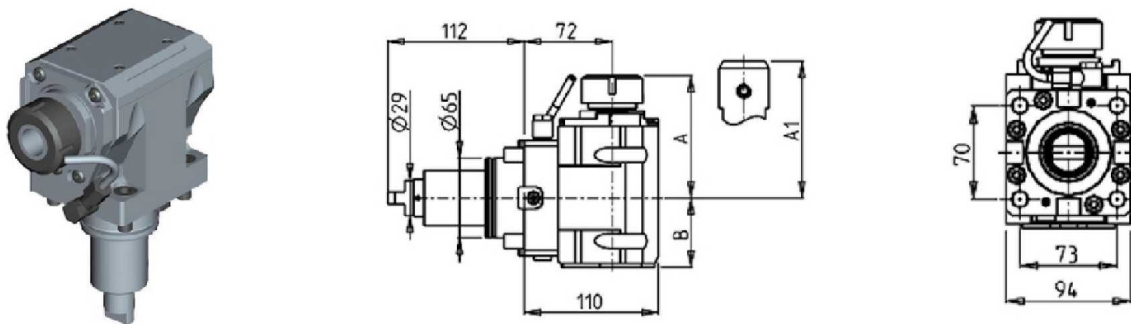
AXIAL DRIVEN TOOL H=72mm



Part Number	Description	Spindle	Reversible	I	RPM	Cool Thru	Ext. Cool	A	A1	B	D	L
DWO 0700125	Axial ER25 H=72mm	ER25	X	1:1	6000		X	91.16		54		
DWO 0700225	Axial ER25 H=72mm Cool Thru*	ER25	X	1:1	6000	X	X	91.16		65		
DWO 0700325	Axial ERA25 H=72mm	ERA25	X	1:1	6000		X	65		54		
DWO 0700425	Axial ERA25 H=72mm Cool Thru*	ERA25	X	1:1	6000	X	X	65		65		
DWO 0700132	Axial ER32 H=72mm	ER32	X	1:1	6000		X	93.66		54		
DWO 0700232	Axial ER32 H=72mm Cool Thru*	ER32	X	1:1	6000	X	X	93.66		65		
DWO 0700140	Axial ER40 H=72mm	ER40	X	1:1	6000		X	98.16		54		
DWO 0700240	Axial ER40 H=72mm Cool Thru*	ER40	X	1:1	6000	X	X	98.16		65		
DWO 0700516	Axial Mill Head D=16mm, L=17mm	16x17	X	1:1	6000		X		67.5	54	16	17
DWO 0700522	Axial Mill Head D=22mm, L=19mm	22x19	X	1:1	6000		X		67.5	54	22	19
DWO 0700527	Axial Mill Head D=27mm, L=21mm	27x21	X	1:1	6000		X		70	54	27	21

* Coolant Thru tools are designed for 1000 psi.
They require 5 Micron Filtration and **CANNOT** be run dry.

AXIAL REINFORCED DRIVEN TOOL H=72mm



Part Number	Description	Spindle	I	RPM	Reversible	Cool Thru	Ext Cool	A	A1	B
DWO 2470132	Axial Reinforced ER32	ER32	1:1	6000	X		X	99.7		56.5
DWO 2470232	Axial Reinforced ER32 Cool Thru*	ER32	1:1	6000	X	X	X	99.7		67.5
DWO 2470725	Axial Reinforced Weldon 25	Weldon 25	1:1	6000	X		X			106 56.5
DWO 2470825	Axial Reinforced Weldon 25 Cool Thru*	Weldon 25	1:1	6000	X	X	X			106 67.5

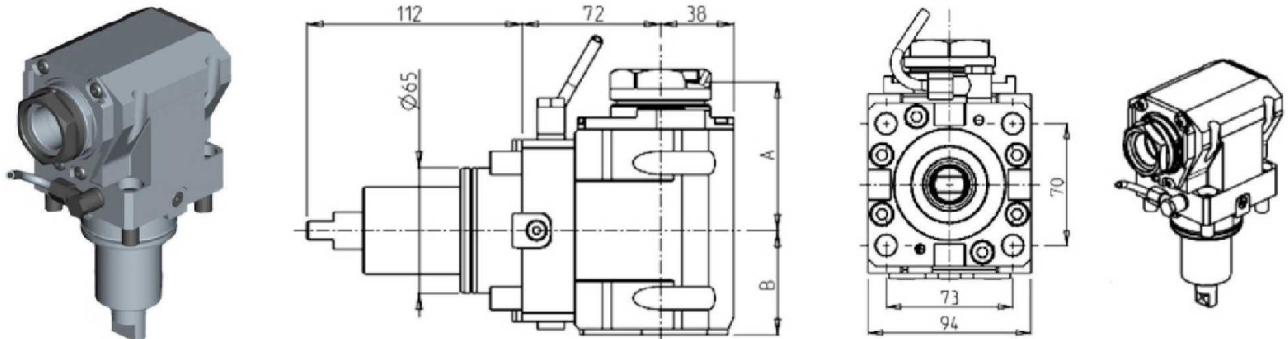
* Coolant Thru tools are designed for 1000 psi.
They require 5 Micron Filtration and **CANNOT** be run dry.

T-8 / LTC-25i / VTL-600 (BMT65)

DRIVEN

QUICK CHANGE AXIAL MTSK DRIVEN TOOL H=72mm

See Accessories for MTSK Quick Change Tool Holder Clamps

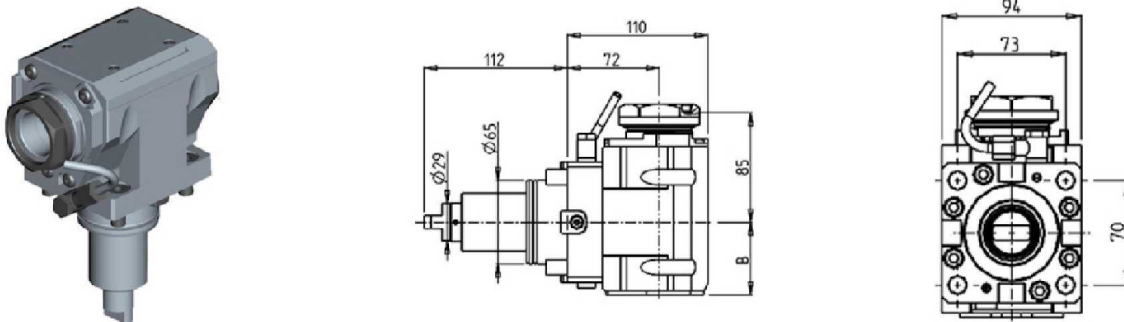


Part Number	Description	Spindle	Reversible	I	RPM	Cool Thru	Ext. Cool	A	B
DWO 1170140	Axial MTSK-40 H=72mm	MTSK-40	X	1:1	6000		X	77	54
DWO 1170240	Axial MTSK-40 H=72mm Cool Thru*	MTSK-40	X	1:1	6000	X	X	77	65
DWO 1170150	Axial MTSK-50 H=72mm	MTSK-50	X	1:1	6000		X	79	54
DWO 1170250	Axial MTSK-50 H=72mm Cool Thru*	MTSK-50	X	1:1	6000	X	X	79	65

* Coolant Thru tools are designed for 1000 psi.
They require 5 Micron Filtration and **CANNOT** be run dry.

QUICK CHANGE AXIAL MTSK REINFORCED DRIVEN TOOL H=72mm

See Accessories for MTSK Quick Change Tool Holder Clamps



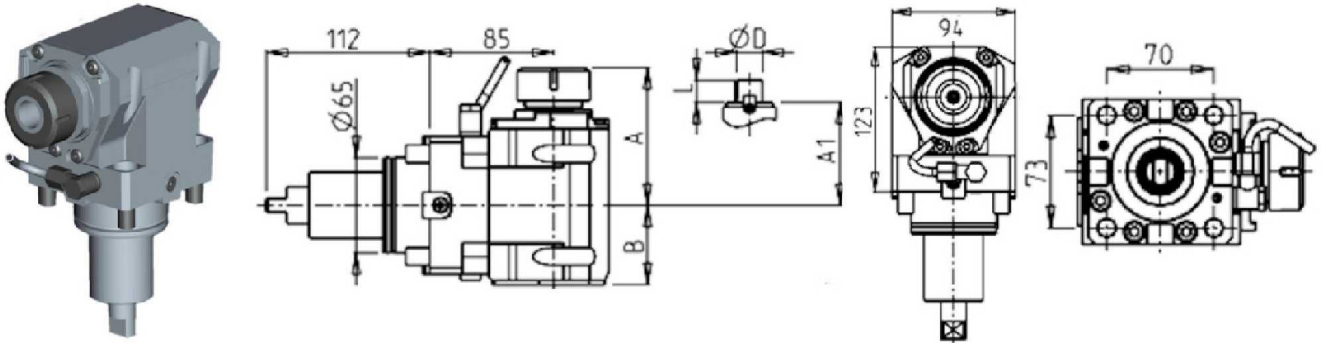
Part Number	Description	Spindle	I	RPM	Reversible	Cool Thru	Ext Cool	B
DWO 2180150	Axial MTSK-50 H=72mm	MTSK-50	1:1	6000	X		X	56.5
DWO 2180250	Axial MTSK-50 H=72mm Cool Thru*	MTSK-50	1:1	6000	X	X	X	67.5

* Coolant Thru tools are designed for 1000 psi.
They require 5 Micron Filtration and **CANNOT** be run dry.

T-8 / LTC-25i / VTL-600 (BMT65)

DRIVEN

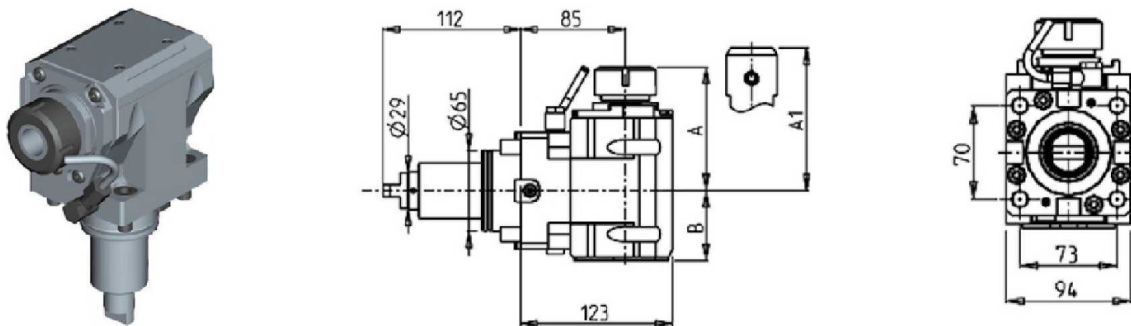
AXIAL DRIVEN TOOL H=85mm



Part Number	Description	Spindle	Reversible	I	RPM	Cool Thru	Ext. Cool	A	A1	B	D	L
DWO 1130125	Axial ER25 H=85mm	ER25	X	1:1	6000		X	91.16		54		
DWO 1130225	Axial ER25 H=85mm Cool Thru*	ER25	X	1:1	6000	X	X	91.16		65		
DWO 1130325	Axial ERA25 H=85mm	ERA25	X	1:1	6000		X	65		54		
DWO 1130425	Axial ERA25 H=85mm Cool Thru*	ERA25	X	1:1	6000	X	X	65		65		
DWO 1130132	Axial ER32 H=85mm	ER32	X	1:1	6000		X	93.66		54		
DWO 1130232	Axial ER32 H=85mm Cool Thru*	ER32	X	1:1	6000	X	X	93.66		65		
DWO 1130140	Axial ER40 H=85mm	ER40	X	1:1	6000		X	98.16		54		
DWO 1130240	Axial ER40 H=85mm Cool Thru*	ER40	X	1:1	6000	X	X	98.16		65		
DWO 1130516	Axial Mill Head D=16mm, L=17mm	16x17	X	1:1	6000		X		67.5	54	16	17
DWO 1130522	Axial Mill Head D=22mm, L=19mm	22x19	X	1:1	6000		X		67.5	54	22	19
DWO 1130527	Axial Mill Head D=27mm, L=21mm	27x21	X	1:1	6000		X		70	54	27	21

* Coolant Thru tools are designed for 1000 psi.
They require 5 Micron Filtration and **CANNOT** be run dry.

AXIAL REINFORCED DRIVEN TOOL H=85mm



Part Number	Description	Spindle	I	RPM	Reversible	Cool Thru	Ext Cool	A	A1	B
DWO 2480132	Axial Reinforced ER32	ER32	1:1	6000	X		X	99.7		56.5
DWO 2480232	Axial Reinforced ER32 Cool Thru*	ER32	1:1	6000	X	X	X	99.7		67.5
DWO 2480725	Axial Reinforced Weldon 25	Weldon 25	1:1	6000	X		X			106 56.5
DWO 2480825	Axial Reinforced Weldon 25 Cool Thru*	Weldon 25	1:1	6000	X	X	X			106 67.5

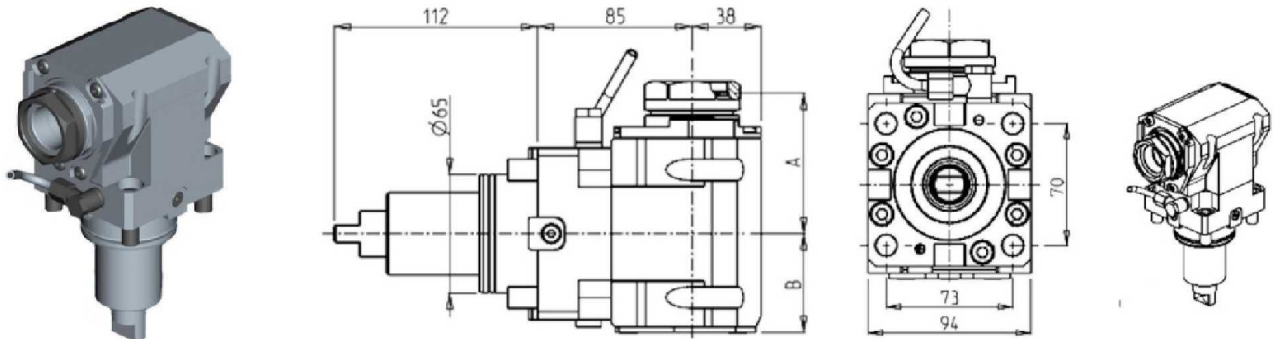
* Coolant Thru tools are designed for 1000 psi.
They require 5 Micron Filtration and **CANNOT** be run dry.

T-8 / LTC-25i / VTL-600 (BMT65)

DRIVEN

QUICK CHANGE AXIAL MTSK DRIVEN TOOL H=85mm

See Accessories for MTSK Quick Change Tool Holder Clamps

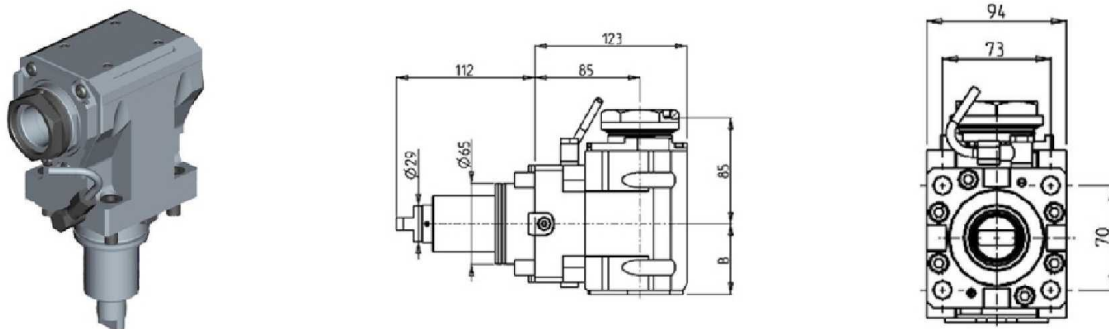


Part Number	Description	Spindle	Reversible	I	RPM	Cool Thru	Ext. Cool	A	B
DWO 1180140	Axial MTSK-40 H=85mm	MTSK-40	X	1:1	6000		X	77	54
DWO 1180240	Axial MTSK-40 H=85mm Cool Thru*	MTSK-40	X	1:1	6000	X	X	77	65
DWO 1180150	Axial MTSK-50 H=85mm	MTSK-50	X	1:1	6000		X	79	54
DWO 1180250	Axial MTSK-50 H=85mm Cool Thru*	MTSK-50	X	1:1	6000	X	X	79	65

* Coolant Thru tools are designed for 1000 psi.
They require 5 Micron Filtration and **CANNOT** be run dry.

QUICK CHANGE AXIAL MTSK REINFORCED DRIVEN TOOL H=85mm

See Accessories for MTSK Quick Change Tool Holder Clamps



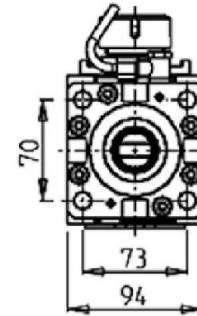
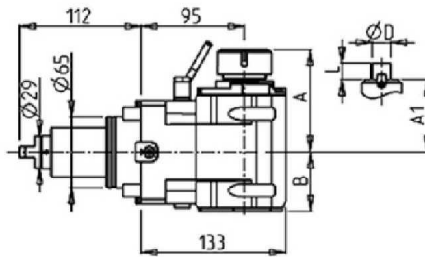
Part Number	Description	Spindle	I	RPM	Reversible	Cool Thru	Ext Cool	B
DWO 2190150	Axial MTSK-50 H=85mm	MTSK-50	1:1	6000	X		X	56.5
DWO 2190250	Axial MTSK-50 H=85mm Cool Thru*	MTSK-50	1:1	6000	X	X	X	67.5

* Coolant Thru tools are designed for 1000 psi.
They require 5 Micron Filtration and **CANNOT** be run dry.

T-8 / LTC-25i / VTL-600 (BMT65)

DRIVEN

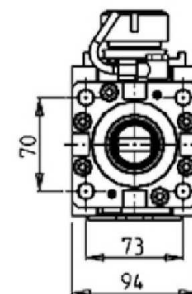
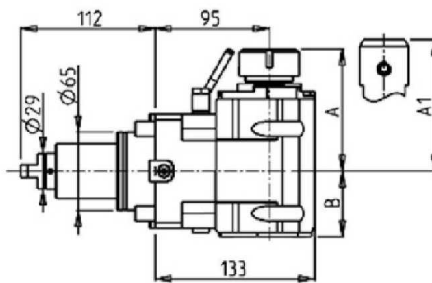

AXIAL DRIVEN TOOL H=95mm



Part Number	Description	Spindle	I	RPM	Reversible	Cool Thru	Ext Cool	A	A1	B	D	L
DWO 2510325	Axial ERA25 H=95mm	ERA25	1:1	6000	X		X	65		54		
DWO 2510425	Axial ERA25 H=95mm Cool Thru*	ERA25	1:1	6000	X	X	X	65		65		
DWO 2510125	Axial ER25 H=95mm	ER25	1:1	6000	X		X	91.2		54		
DWO 2510225	Axial ER25 H=95mm Cool Thru*	ER25	1:1	6000	X	X	X	91.2		65		
DWO 2510132	Axial ER32 H=95mm	ER32	1:1	6000	X		X	93.7		54		
DWO 2510232	Axial ER32 H=95mm Cool Thru*	ER32	1:1	6000	X	X	X	93.7		65		
DWO 2510140	Axial ER40 H=95mm	ER40	1:1	6000	X		X	98.2		54		
DWO 2510240	Axial ER40 H=95mm Cool Thru*	ER40	1:1	6000	X	X	X	98.2		65		
DWO 2510516	Axial 16x17mm H=95mm	16x17	1:1	6000	X		X		67.5	54	16	17
DWO 2510522	Axial 22x19mm H=95mm	22x19	1:1	6000	X		X		67.5	54	22	19
DWO 2510527	Axial 27x21mm H=95mm	27x21	1:1	6000	X		X		70	54	27	21

* Coolant Thru tools are designed for 1000 psi.
They require 5 Micron Filtration and **CANNOT** be run dry.

AXIAL REINFORCED DRIVEN TOOL H=95mm



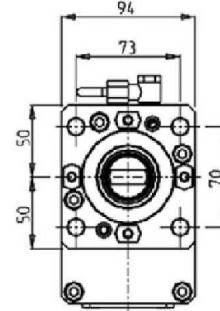
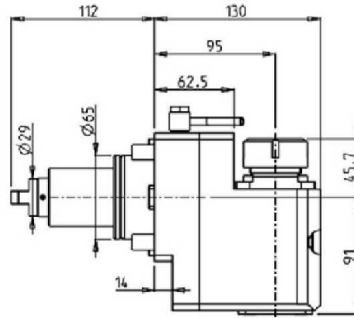

Part Number	Description	Spindle	I	RPM	Reversible	Cool Thru	Ext Cool	A	A1	B
DWO 2500132	Axial Reinforced ER32	ER32	1:1	6000	X		X	99.7		56.5
DWO 2500232	Axial Reinforced ER32 Cool Thru*	ER32	1:1	6000	X	X	X	99.7		67.5
DWO 2500725	Axial Reinforced Weldon 25	Weldon 25	1:1	6000	X		X			106 56.5
DWO 2500825	Axial Reinforced Weldon 25 Cool Thru*	Weldon 25	1:1	6000	X	X	X			106 67.5

* Coolant Thru tools are designed for 1000 psi.
They require 5 Micron Filtration and **CANNOT** be run dry.

T-8 / LTC-25i / VTL-600 (BMT65)

DRIVEN

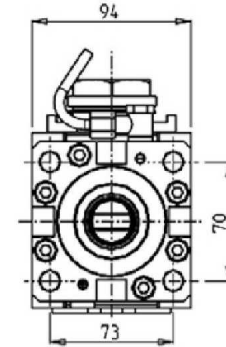
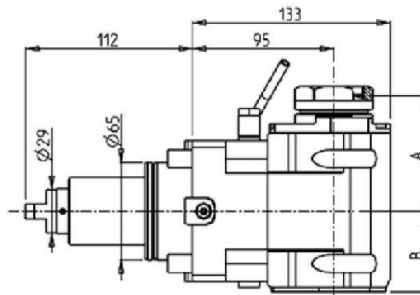
AXIAL REAR-SET DRIVEN TOOL H=95mm



Part Number	Description	Spindle	I	RPM	Reversible	Ext Cool
DWO 2570132	Axial Rear-Set ER32	ER32	1:1	6000	X	X

QUICK CHANGE AXIAL MTSK DRIVEN TOOL H=95mm

See Accessories for MTSK Quick Change Tool Holder Clamps



Part Number	Description	Spindle	I	RPM	Reversible	Cool Thru	Ext Cool	A	B
DWO 2530140	Axial MTSK-40 H=95mm	MTSK-40	1:1	6000	X		X	77	54
DWO 2530240	Axial MTSK-40 H=95mm Cool Thru*	MTSK-40	1:1	6000	X	X	X	77	65
DWO 2530150	Axial MTSK-50 H=95mm	MTSK-50	1:1	6000	X		X	79	54
DWO 2530250	Axial MTSK-50 H=95mm Cool Thru*	MTSK-50	1:1	6000	X	X	X	79	65

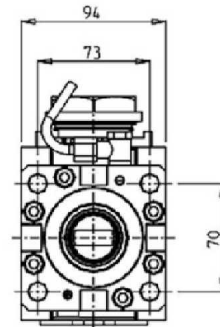
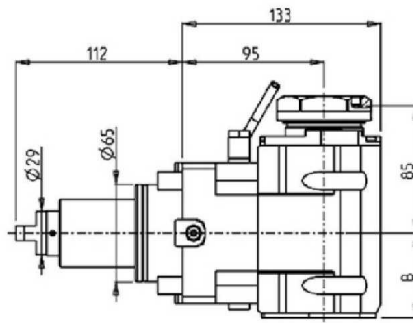
* Coolant Thru tools are designed for 1000 psi.
They require 5 Micron Filtration and **CANNOT** be run dry.

T-8 / LTC-25i / VTL-600 (BMT65)

DRIVEN

QUICK CHANGE AXIAL MTSK REINFORCED DRIVEN TOOL H=95mm

See Accessories for MTSK Quick Change Tool Holder Clamps



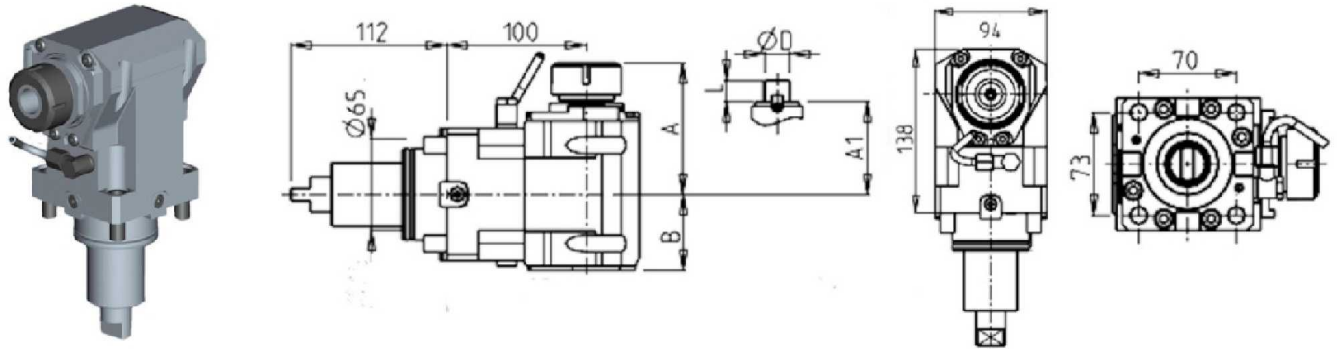
Part Number	Description	Spindle	I	RPM	Reversible	Cool Thru	Ext Cool	B
DWO 2540150	Axial Reinforced MTSK-50	MTSK-50	1:1	6000	X		X	56.5
DWO 2540250	Axial Reinforced MTSK-50 Cool Thru*	MTSK-50	1:1	6000	X	X	X	67.5

* Coolant Thru tools are designed for 1000 psi.
They require 5 Micron Filtration and **CANNOT** be run dry.

T-8 / LTC-25i / VTL-600 (BMT65)

DRIVEN

AXIAL DRIVEN TOOL H=100mm



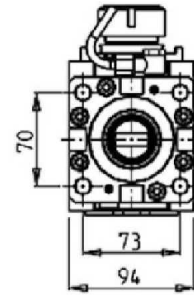
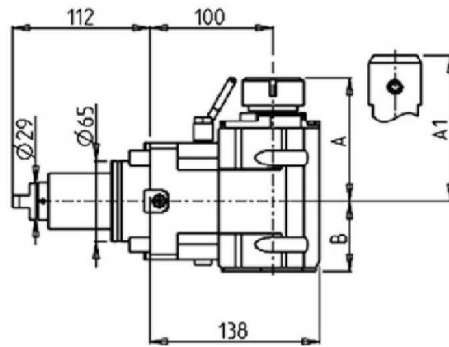
Part Number	Description	Spindle	I	RPM	Reversible	Cool Thru	Ext Cool	A	A1	B	D	L
DWO 1140125	Axial ER25 H=100mm	ER25	1:1	6000	X		X	91.16		54		
DWO 1140225	Axial ER25 H=100mm Cool Thru*	ER25	1:1	6000	X	X	X	91.16		65		
DWO 1140325	Axial ERA25 H=100mm	ERA25	1:1	6000	X		X	65		54		
DWO 1140425	Axial ERA25 H=100mm Cool Thru*	ERA25	1:1	6000	X	X	X	65		65		
DWO 1140132	Axial ER32 H=100mm	ER32	1:1	6000	X		X	93.66		54		
DWO 1140232	Axial ER32 H=100mm Cool Thru*	ER32	1:1	6000	X	X	X	93.66		65		
DWO 1140140	Axial ER40 H=100mm	ER40	1:1	6000	X		X	98.16		54		
DWO 1140240	Axial ER40 H=100mm Cool Thru*	ER40	1:1	6000	X	X	X	98.16		65		
DWO 1140516	Axial Mill Head 16x17mm H=100mm	16x17	1:1	6000	X		X		67.5	54	16	17
DWO 1140522	Axial Mill Head 22x19mm H=100mm	22x19	1:1	6000	X		X		67.5	54	22	19
DWO 1140527	Axial Mill Head 27x21mm H=100mm	27x21	1:1	6000	X		X		70	54	27	21

* Coolant Thru tools are designed for 1000 psi.
They require 5 Micron Filtration and **CANNOT** be run dry.

T-8 / LTC-25i / VTL-600 (BMT65)

DRIVEN

AXIAL REINFORCED DRIVEN TOOL H=100mm



Part Number	Description	Spindle	I	RPM	Reversible	Cool Thru	Ext Cool	A	A1	B
DWO 2490132	Axial Reinforced ER32	ER32	1:1	6000	X		X	99.7	56.5	
DWO 2490232	Axial Reinforced ER32 Cool Thru*	ER32	1:1	6000	X	X	X	99.7	67.5	
DWO 2490725	Axial Reinforced Weldon 25	Weldon 25	1:1	6000	X		X	106	56.5	
DWO 2490825	Axial Reinforced Weldon 25 Cool Thru*	Weldon 25	1:1	6000	X	X	X	106	67.5	

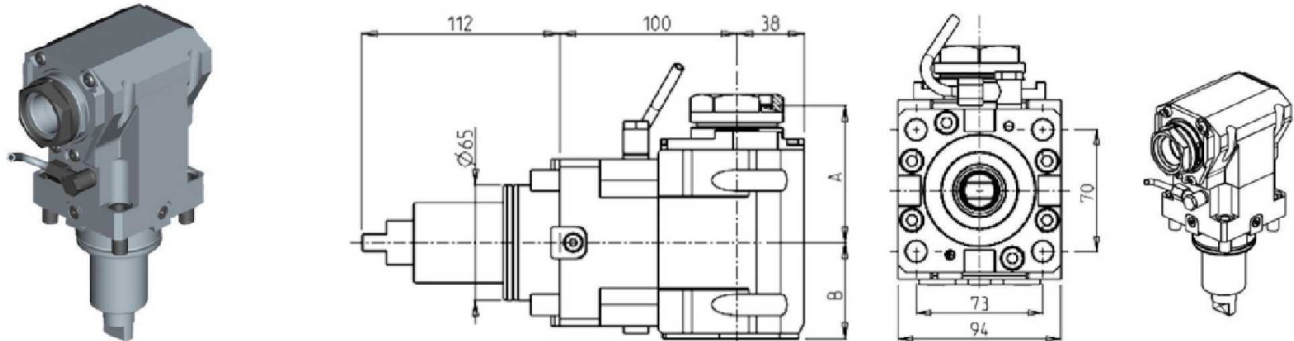
* Coolant Thru tools are designed for 1000 psi.
They require 5 Micron Filtration and **CANNOT** be run dry.

T-8 / LTC-25i / VTL-600 (BMT65)

DRIVEN

QUICK CHANGE AXIAL MTSK DRIVEN TOOL H=100mm

See Accessories for MTSK Quick Change Tool Holder Clamps

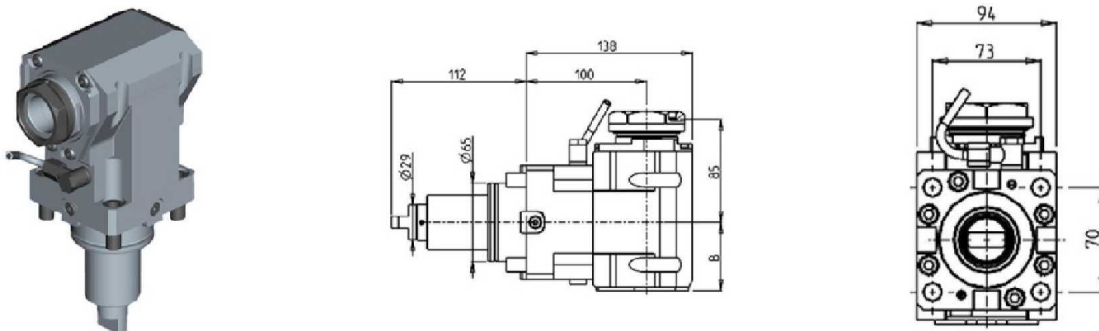


Part Number	Description	Spindle	Reversible	I	RPM	Cool Thru	Ext. Cool	A	B
DWO 1190140	Axial MTSK-40 H=100mm	MTSK-40	X	1:1	6000		X	77	54
DWO 1190240	Axial MTSK-40 H=100mm Cool Thru*	MTSK-40	X	1:1	6000	X	X	77	65
DWO 1190150	Axial MTSK-50 H=100mm	MTSK-50	X	1:1	6000		X	79	54
DWO 1190250	Axial MTSK-50 H=100mm Cool Thru*	MTSK-50	X	1:1	6000	X	X	79	65

* Coolant Thru tools are designed for 1000 psi.
They require 5 Micron Filtration and **CANNOT** be run dry.

QUICK CHANGE AXIAL MTSK REINFORCED DRIVEN TOOL H=100mm

See Accessories for MTSK Quick Change Tool Holder Clamps



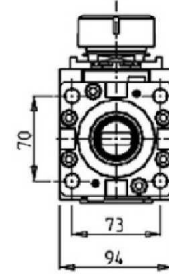
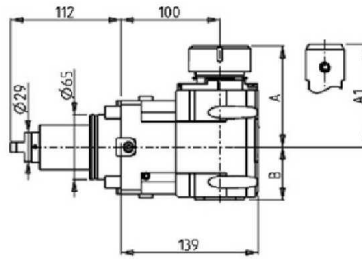

Part Number	Description	Spindle	I	RPM	Reversible	Cool Thru	Ext Cool	B
DWO 2200150	Axial MTSK-50 H=100mm	MTSK-50	1:1	6000	X		X	56.5
DWO 2200250	Axial MTSK-50 H=100mm Cool Thru*	MTSK-50	1:1	6000	X	X	X	67.5

* Coolant Thru tools are designed for 1000 psi.
They require 5 Micron Filtration and **CANNOT** be run dry.

T-8 / LTC-25i / VTL-600 (BMT65)

DRIVEN

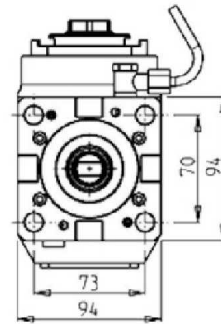
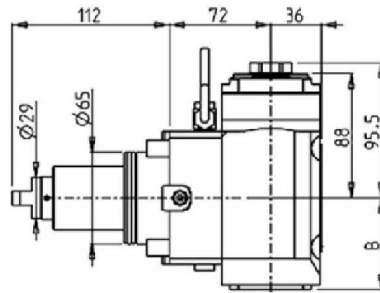
AXIAL GEARED-DOWN 2:1 DRIVEN TOOL H=100mm



Part Number	Description	Spindle	I	RPM	Reversible	Cool Thru	Ext Cool	A	A1	B
DWO 2360132	Axial Geared-Down 2:1 ER32	ER32	2:1	3000	X		X	98.7		53
DWO 2360232	Axial Geared-Down 2:1 ER32 Cool Thru	ER32	2:1	3000	X	X	X	98.7		66.5
DWO 2360140	Axial Geared-Down 2:1 ER40	ER40	2:1	3000	X		X	101.7		53
DWO 2360240	Axial Geared-Down 2:1 ER40 Cool Thru	ER40	2:1	3000	X	X	X	101.7		66.5
DWO 2360725	Axial Geared-Down 2:1 WELDON 25	WELDON25	2:1	3000	X		X		106	53
DWO 2360825	Axial Geared-Down 2:1 WELDON 25 Cool Thru	WELDON25	2:1	3000	X	X	X		106	66.5

* Coolant Thru tools are designed for 1000 psi.
They require 5 Micron Filtration and **CANNOT** be run dry.

AXIAL GEARED-UP 1:2 DRIVEN TOOL H=72mm



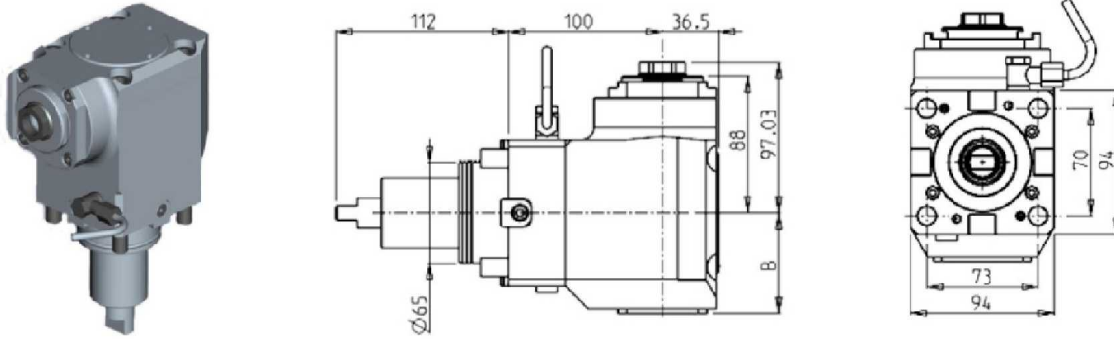
Part Number	Description	Spindle	I	RPM	Reversible	Cool Thru	Ext Cool	B
DWO 3780125	Axial Geared-Up 1:2 ERA25	ERA25	1:2	12000	X		X	64.7
DWO 3780225	Axial Geared-Up 1:2 ERA25 Cool Thru*	ERA25	1:2	12000	X	X	X	73.2

* Coolant Thru tools are designed for 1000 psi.
They require 5 Micron Filtration and **CANNOT** be run dry.

T-8 / LTC-25i / VTL-600 (BMT65)

DRIVEN

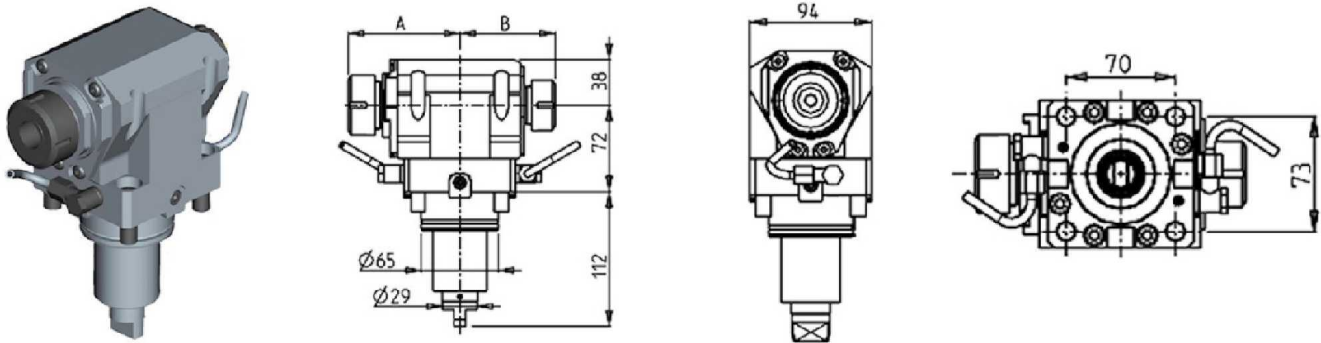
AXIAL GEARED-UP 1:2 DRIVEN TOOL H=100mm



Part Number	Description	Reversible	Spindle	I	RPM	Cool Thru	Ext. Cool	B
DWO 0710125	Axial Geared-Up 1:2 ERA25	X	ERA25	1:2	12000		X	64.7
DWO 0710225	Axial Geared-Up 1:2 ERA25 Cool Thru*	X	ERA25	1:2	12000	X	X	73.2

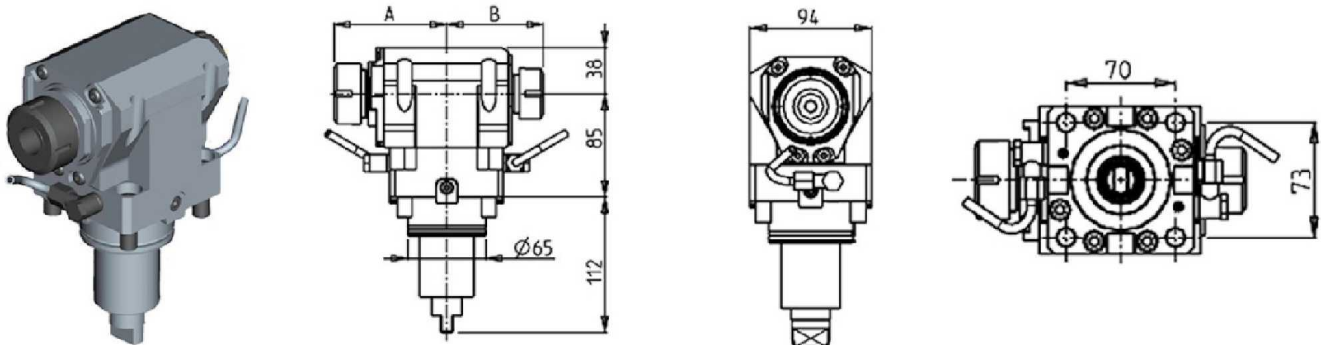
* Coolant Thru tools are designed for 1000 psi. They require 5 Micron Filtration and **CANNOT** be run dry.

AXIAL OPPOSITE FACE DRIVEN TOOL H=72mm



Part Number	Description	Reversible	Spindle	I	RPM	Ext. Cool	A	B
DWO 0720132	Axial Opposite Face ER32+ER25 H=72mm	X	ER32+ER25	1:1	6000	X	93.66	80.16
DWO 0722520	Axial Opposite Face ERA25+ERA20 H=72mm	X	ERA25+ERA20	1:1	6000	X	65	55.5

AXIAL OPPOSITE FACE DRIVEN TOOL H=85mm

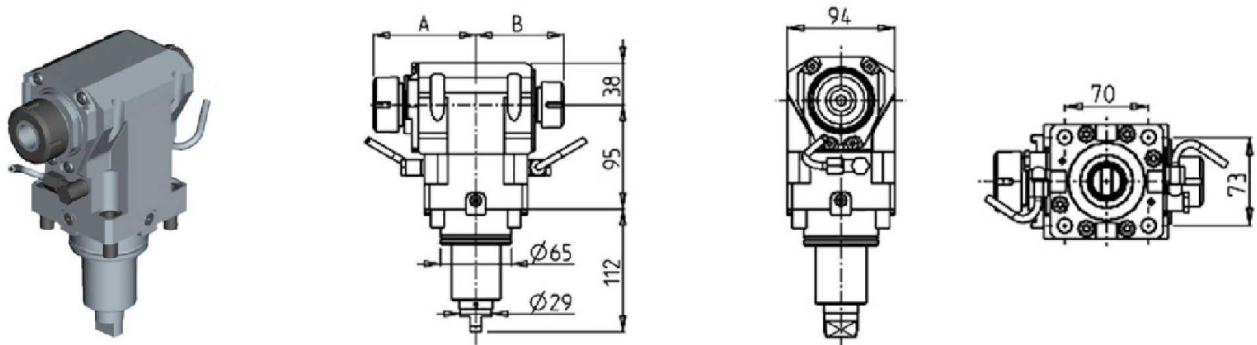


Part Number	Description	Spindle	I	Reversible	RPM	Ext. Cool	A	B
DWO 1150132	Axial Opposite Face ER32+ER25 H=85mm	ER32+ER25	1:1	X	6000	X	93.66	80.16
DWO 1152520	Axial Opposite Face ERA25+ERA20 H=85mm	ERA25+ERA20	1:1	X	6000	X	65	55.5

T-8 / LTC-25i / VTL-600 (BMT65)

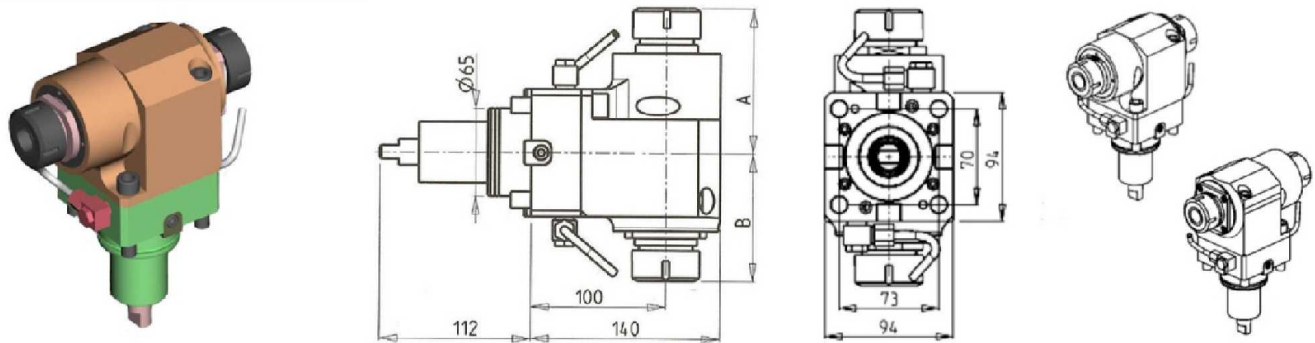
DRIVEN

AXIAL OPPOSITE FACE DRIVEN TOOL H=95mm



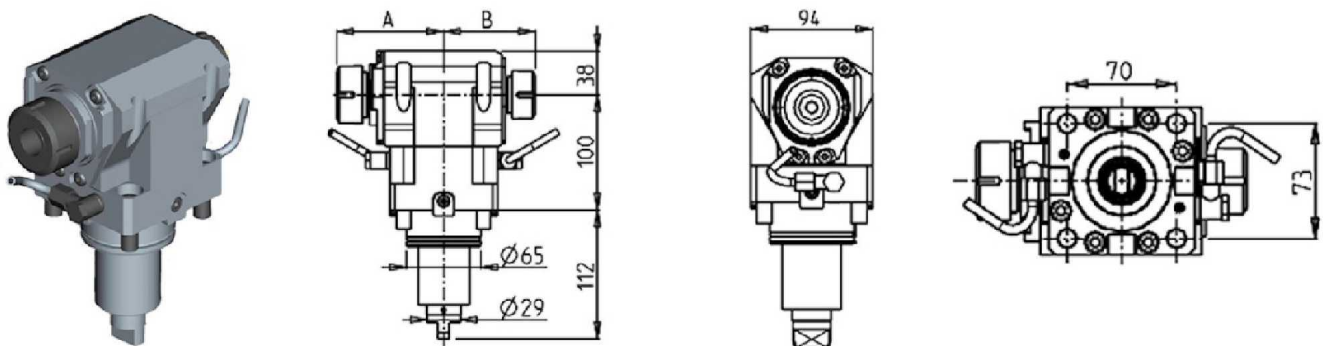
Part Number	Description	Spindle	I	RPM	Reversible	Ext Cool	A	B
DWO 2520132	Axial Opposite Face ER32+ER25	ER32+ER25	1:1	6000	X	X	93.7	80.2
DWO 2522520	Axial Opposite Face ERA25+ERA20	ERA25+ERA20	1:1	6000	X	X	65	55.5

AXIAL OPPOSITE FACE DRIVEN TOOL H=100mm



Part Number	Description	Reversible	Spindle	I	RPM	Ext. Cool	A	B
DWO 0070232	Axial Double Outlet ER32+ER32	X	ER32+ER32	1:1	6000	X	107.66	94.26
DWO 0073225	Axial Double Outlet ERA25+ERA32	X	ERA25+ERA32	1:1	6000	X	106.03	81.13

AXIAL OPPOSITE FACE DRIVEN TOOL H=100mm

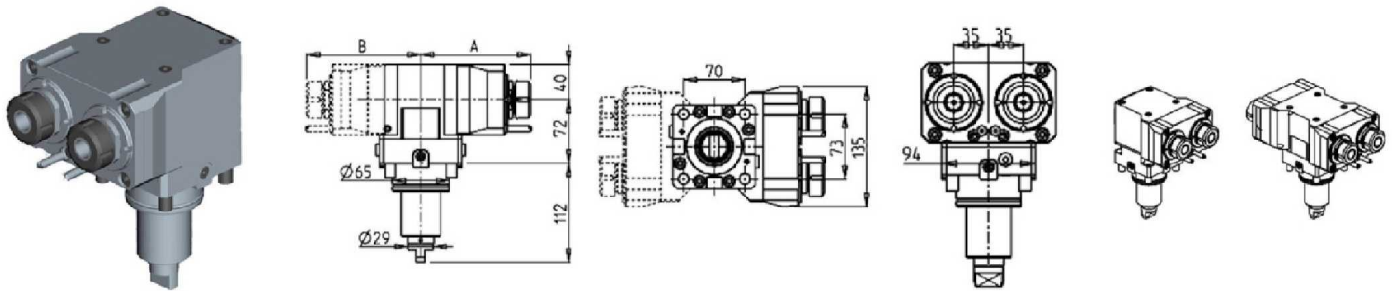


Part Number	Description	Spindle	Reversible	I	RPM	Ext. Cool	A	B
DWO 1160132	Axial Opposite Face ER32+ER25 H=100mm	ER32+ER25	X	1:1	6000	X	93.66	80.16
DWO 1162520	Axial Opposite Face ERA25+ERA20 H=100mm	ERA25+ERA20	X	1:1	6000	X	65	55.5

T-8 / LTC-25i / VTL-600 (BMT65)

DRIVEN

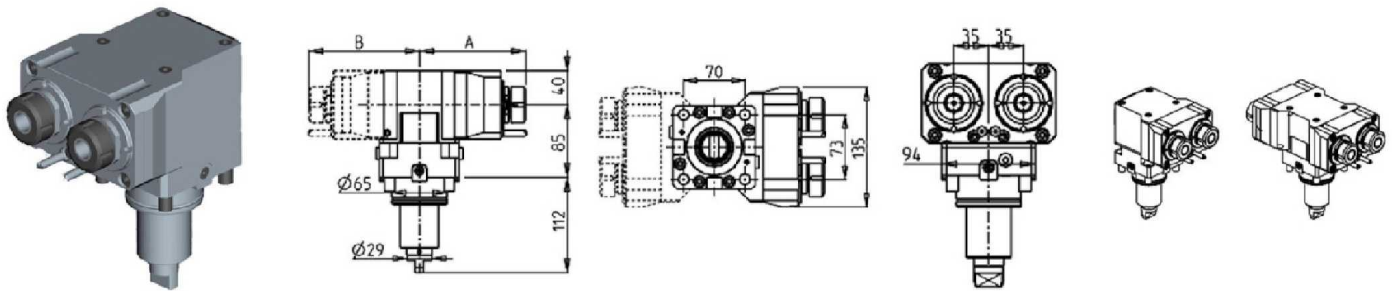
AXIAL SINGLE SIDE TWIN HEAD DRIVEN TOOL IN Y H=72mm



Part Number	Description	Spindle	I	RPM	# of Tools	Reversible	Cool Thru	Ext. Cool	A	B
DWO 1120225	Axial Single Side Twin ER25	ER25	1:1	6000	2	X		X	130.46	60
DWO 1121225	Axial Single Side Twin ER25 Cool Thru	ER25	1:1	6000	2	X	X	X	150.16	60
DWO 1120325	Axial Single Side Twin ERA25	ERA25	1:1	6000	2	X		X	119	60
DWO 1121325	Axial Single Side Twin ERA25 Cool Thru	ERA25	1:1	6000	2	X	X	X	142	60
DWO 1122225	Axial Single Side Twin ER25+ER25	ER25+ER25	1:1	6000	2+2	X		X	130.46	125.46
DWO 1122325	Axial Single Side Twin ERA25+ERA25	ERA25+ERA25	1:1	6000	2+2	X		X	119	114

* Coolant Thru tools are designed for 1000 psi.
They require 5 Micron Filtration and **CANNOT** be run dry.

AXIAL SINGLE SIDE TWIN HEAD DRIVEN TOOL IN Y H=85mm



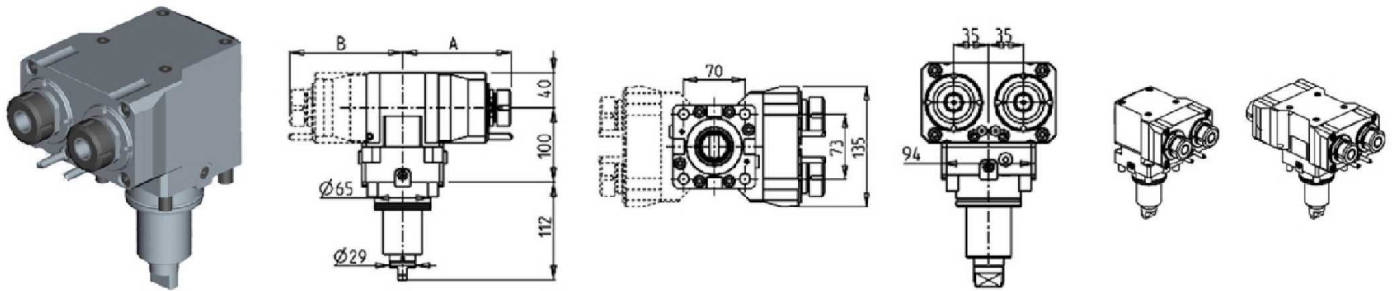
Part Number	Description	Spindle	I	RPM	# of Tools	Reversible	Cool Thru	Ext Cool	A	B
DWO 1220225	Axial Single Side Twin ER25	ER25	1:1	6000	2	X		X	130.46	60
DWO 1221225	Axial Single Side Twin ER25 Cool Thru	ER25	1:1	6000	2	X	X	X	150.16	60
DWO 1220325	Axial Single Side Twin ERA25	ER25	1:1	6000	2	X		X	119	60
DWO 1221325	Axial Single Side Twin ERA25 Cool Thru	ERA25	1:1	6000	2	X	X	X	142	60
DWO 1222225	Axial Single Side Twin ER25+ER25	ER25+ER25	1:1	6000	2+2	X		X	130.46	125.46
DWO 1222325	Axial Single Side Twin ERA25+ERA25	ERA25+ERA25	1:1	6000	2+2	X		X	119	114

* Coolant Thru tools are designed for 1000 psi.
They require 5 Micron Filtration and **CANNOT** be run dry.

T-8 / LTC-25i / VTL-600 (BMT65)

DRIVEN

AXIAL SINGLE SIDE TWIN HEAD DRIVEN TOOL IN Y H=100mm



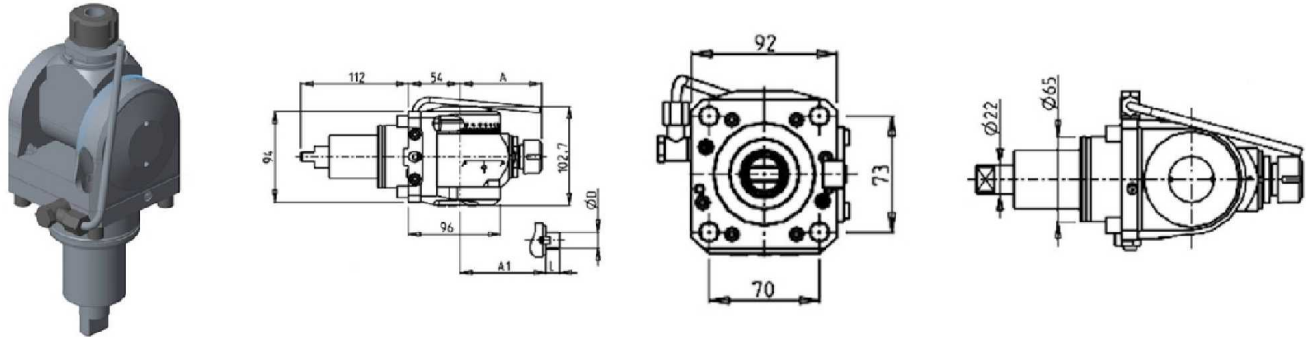
Part Number	Description	Spindle	I	RPM	# of Tools	Reversible	Cool Thru	Ext Cool	A	B
DWO 1230225	Axial Single Side Twin ER25	ER25	1:1	6000	2	X		X	130.46	60
DWO 1231225	Axial Single Side Twin ER25 Cool Thru	ER25	1:1	6000	2	X	X	X	150.16	60
DWO 1230325	Axial Single Side Twin ERA25	ERA25	1:1	6000	2	X		X	119	60
DWO 1231325	Axial Single Side Twin ERA25 Cool Thru	ERA25	1:1	6000	2	X	X	X	142	60
DWO 1232225	Axial Single Side Twin ER25+ER25	ER25+ER25	1:1	6000	2+2	X		X	130.46	125.46
DWO 1232325	Axial Single Side Twin ERA25+ERA25	ERA25+ERA25	1:1	6000	2+2	X		X	119	114

* Coolant Thru tools are designed for 1000 psi.
They require 5 Micron Filtration and **CANNOT** be run dry.

T-8 / LTC-25i / VTL-600 (BMT65)

DRIVEN

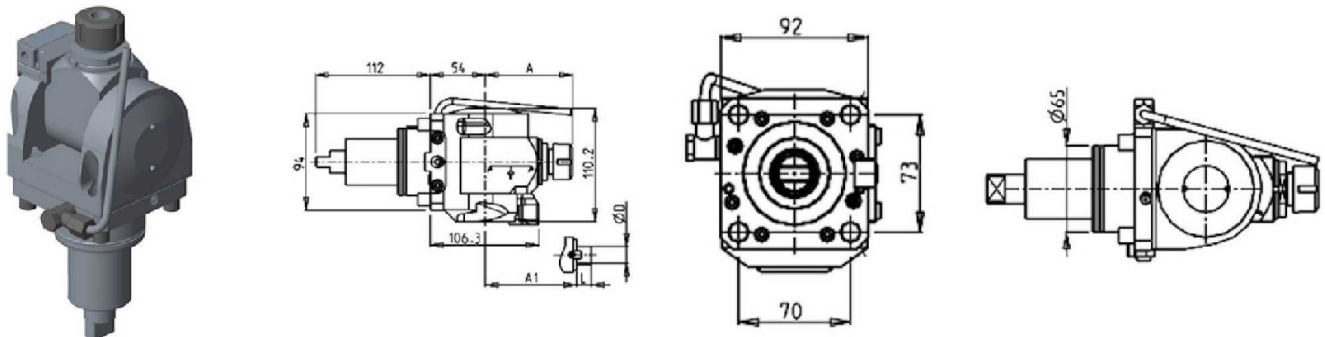
0-180 ADJUSTABLE ANGLE DRIVEN TOOL H=54mm



Part Number	Description	Spindle	I	RPM	Reversible	Ext Cool	A	A1	D	L
DWO 1920120	0-180 Adjustable Angle ER20	ER20	1:1	6000	X	X	85.16			
DWO 1920125	0-180 Adjustable Angle ER25	ER25	1:1	6000	X	X	86.16			
DWO 1920519	0-180 Adjustable Angle 3/4"x3/4"	3/4"x3/4"	1:1	6000	X	X		65	3/4"	3/4"
DWO 1920516	0-180 Adjustable Angle 16x17mm	16x17mm	1:1	6000	X	X		65	16	17
DWO 1920522	0-180 Adjustable Angle 22x19mm	22x19mm	1:1	6000	X	X		66	22	19

Note : Wrenches are provided with the purchase of Specialty Toolholders

0-180 ADJUSTABLE ANGLE DRIVEN TOOL WITH DIGITAL DISPLAY H=54mm



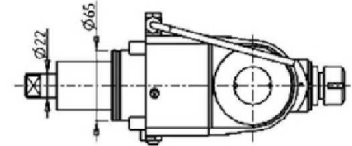
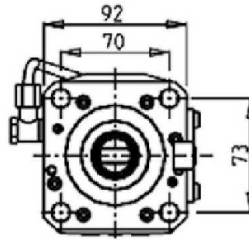
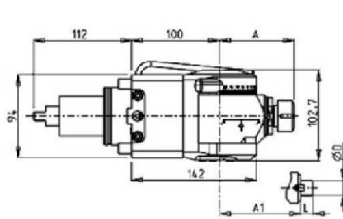
Part Number	Description	Spindle	I	RPM	Reversible	Ext Cool	A	A1	D	L
DWO 1850120	0-180 Adj. Angle ER20 with Digital Display	ER20	1:1	6000	X	X	85.16			
DWO 1850125	0-180 Adj. Angle ER25 with Digital Display	ER25	1:1	6000	X	X	86.16			
DWO 1850519	0-180 Adj. Angle 3/4"x3/4" with Digital Display	3/4"x3/4"	1:1	6000	X	X		65	3/4"	3/4"
DWO 1850516	0-180 Adj. Angle 16x17mm with Digital Display	16x17mm	1:1	6000	X	X		65	16	17
DWO 1850522	0-180 Adj. Angle 22x19mm with Digital Display	22x19mm	1:1	6000	X	X		66	22	19

Note : Wrenches are provided with the purchase of Specialty Toolholders

T-8 / LTC-25i / VTL-600 (BMT65)

DRIVEN

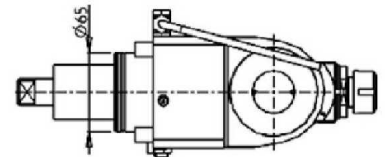
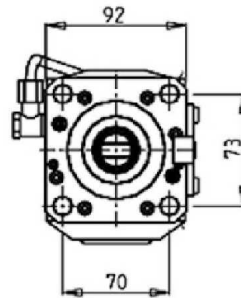
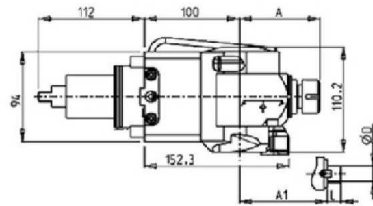
0-180 ADJUSTABLE ANGLE DRIVEN TOOL H=100mm



Part Number	Description	Spindle	I	RPM	Reversible	Ext Cool	A	A1	D	L
DWO 1930120	0-180 Adjustable Angle ER20	ER20	1:1	6000	X	X	85.16			
DWO 1930125	0-180 Adjustable Angle ER25	ER25	1:1	6000	X	X	86.16			
DWO 1930519	0-180 Adjustable Angle 3/4"x3/4"	3/4"x3/4"	1:1	6000	X	X	65	3/4"	3/4"	
DWO 1930516	0-180 Adjustable Angle 16x17mm	16x17mm	1:1	6000	X	X	65	16	17	
DWO 1930522	0-180 Adjustable Angle 22x19mm	22x19mm	1:1	6000	X	X	66	22	19	

Note : Wrenches are provided with the purchase of Specialty Toolholders

0-180 ADJUSTABLE ANGLE DRIVEN TOOL WITH DIGITAL DISPLAY H=100mm



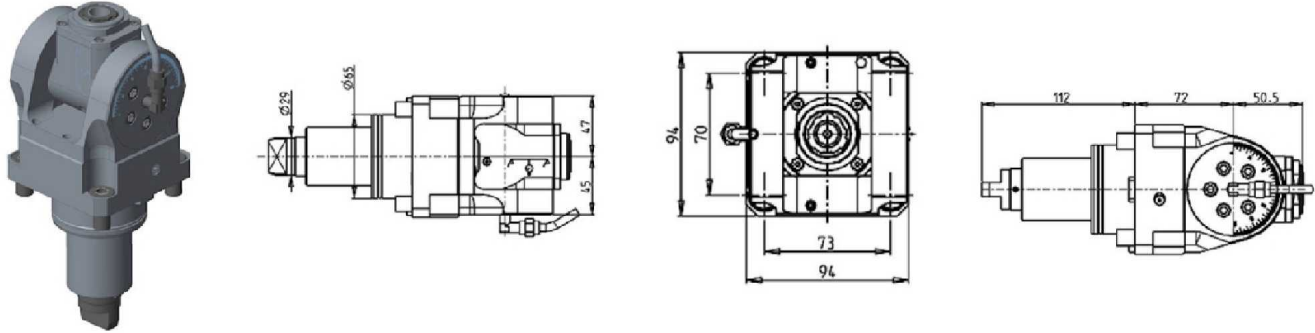
Part Number	Description	Spindle	I	RPM	Reversible	Ext Cool	A	A1	D	L
DWO 1860120	0-180 Adj. Angle ER20 with Digital Display	ER20	1:1	6000	X	X	85.16			
DWO 1860125	0-180 Adj. Angle ER25 with Digital Display	ER25	1:1	6000	X	X	86.16			
DWO 1860519	0-180 Adj. Angle 3/4"x3/4" with Digital Display	3/4"x3/4"	1:1	6000	X	X	65	3/4"	3/4"	
DWO 1860516	0-180 Adj. Angle 16x17mm with Digital Display	16x17mm	1:1	6000	X	X	65	16	17	
DWO 1860522	0-180 Adj. Angle 22x19mm with Digital Display	22x19mm	1:1	6000	X	X	66	22	19	

Note : Wrenches are provided with the purchase of Specialty Toolholders

T-8 / LTC-25i / VTL-600 (BMT65)

DRIVEN

0-180 ADJUSTABLE ANGLE DRIVEN TOOL H=72mm



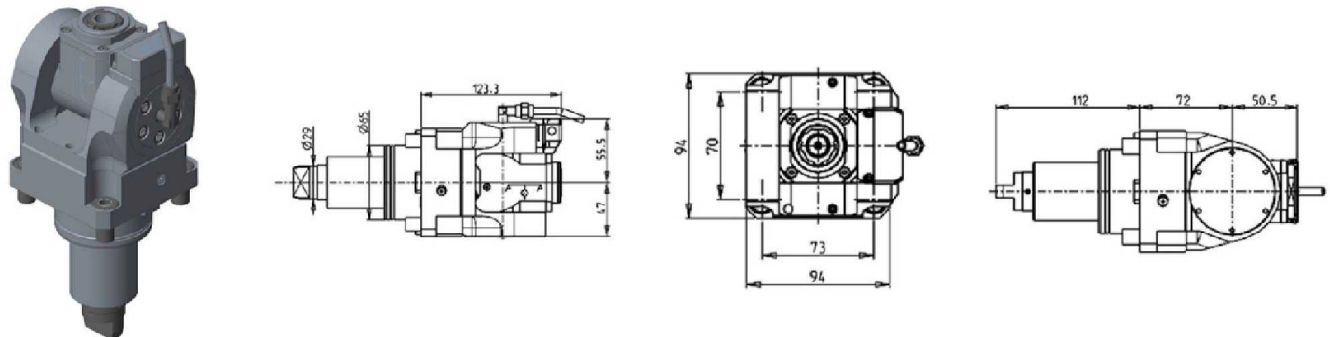
Part Number	Description	Spindle	I	RPM	Reversible	Cool Thru	Ext Cool
DWO 1940120	0-180 Adjustable Angle ERA20	ERA20	1:1	6000	X		X
DWO 1940220	0-180 Adjustable Angle ERA20 Cool Thru*	ERA20	1:1	6000	X	X	X

* Coolant Thru tools are designed for 1000 psi.
They require 5 Micron Filtration and **CANNOT** be run dry.

Note :

Wrenches are provided with the purchase of Specialty Toolholders

0-180 ADJUSTABLE ANGLE DRIVEN TOOL WITH DIGITAL DISPLAY H=72mm



Part Number	Description	Spindle	I	RPM	Reversible	Cool Thru	Ext Cool
DWO 1945120	0-180 Adj. Angle ERA20 with Digital Display	ERA20	1:1	6000	X		X
DWO 1945220	0-180 Adj. Angle ERA20 with Digital Display Cool Thru*	ERA20	1:1	6000	X	X	X

* Coolant Thru tools are designed for 1000 psi.
They require 5 Micron Filtration and **CANNOT** be run dry.

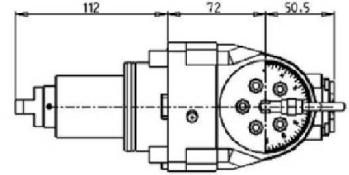
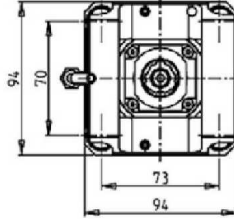
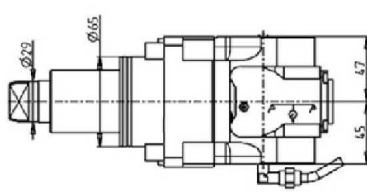
Note :

Wrenches are provided with the purchase of Specialty Toolholders

T-8 / LTC-25i / VTL-600 (BMT65)

DRIVEN

0-180 ADJUSTABLE ANGLE DRIVEN TOOL GEARED-UP 1:2 H=72mm



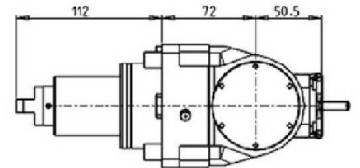
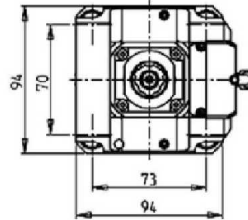
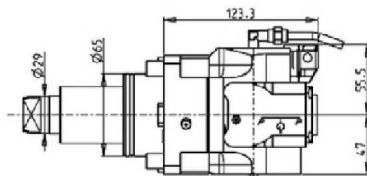
Part Number	Description	Spindle	I	RPM	Reversible	Cool Thru	Ext Cool
DWO 1940316	0-180 Adj. Angle Geared-Up ERA16	ERA16	1:2	12000	X		X
DWO 1940416	0-180 Adj. Angle Geared-Up ERA16 Cool Thru*	ERA16	1:2	12000	X	X	X

* Coolant Thru tools are designed for 1000 psi.
They require 5 Micron Filtration and **CANNOT** be run dry.

Note :

Wrenches are provided with the purchase of Specialty Toolholders

0-180 ADJUSTABLE ANGLE DRIVEN TOOL GEARED-UP 1:2 WITH DIGITAL DISPLAY H=72mm



Part Number	Description	Spindle	I	RPM	Reversible	Cool Thru	Ext Cool
DWO 1945316	0-180 Adj. Angle Geared-Up ERA16 with Digital Display	ERA16	1:2	12000	X		X
DWO 1945416	0-180 Adj. Angle Geared-Up ERA16 with Digital Display Cool Thru*	ERA16	1:2	12000	X	X	X

* Coolant Thru tools are designed for 1000 psi.
They require 5 Micron Filtration and **CANNOT** be run dry.

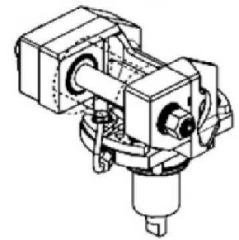
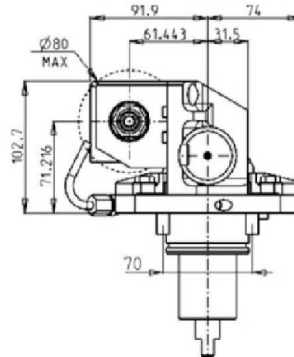
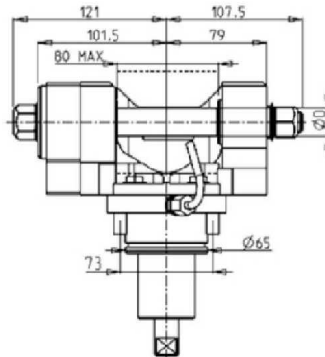

Note :

Wrenches are provided with the purchase of Specialty Toolholders

T-8 / LTC-25i / VTL-600 (BMT65)

DRIVEN


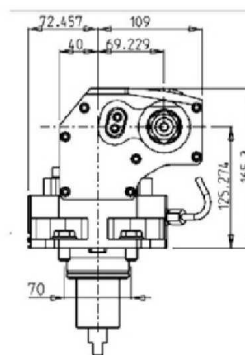
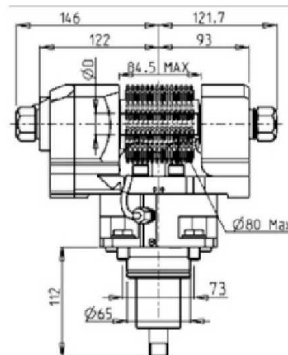

DRIVEN GEAR HOBBER



Part Number	Description	Reversible	I	RPM	Ext. Cool	D mm	D Inch
0321100	Gear Hobbing Tool 1:1	X	1:1	6000	X	16-22-27-32	3/4"-1"-1 1/4"
0322100	Gear Hobbing Tool 2:1 Geared Down	X	2:1	3000	X	16-22-27-32	3/4"-1"-1 1/4"

Note : Wrenches are provided with the purchase of Specialty Toolholders

GEAR HOBBER - REINFORCED



Part Number	Description	Reversible	I	RPM	Ext. Cool	D mm	D Inch
DWO 0031100	Heavy Duty Gear Hobbing Tool 1:1	X	1:1	6000	X	16-22-27-32	3/4"-1"-1 1/4"
DWO 0032100	Heavy Duty Gear Hobbing Tool 2:1 Geared Down	X	2:1	3000	X	16-22-27-32	3/4"-1"-1 1/4"

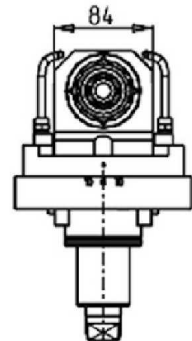
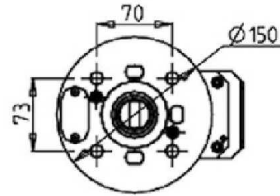
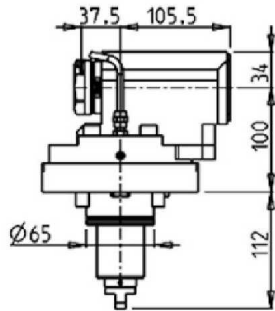
Note : Wrenches are provided with the purchase of Specialty Toolholders

T-8 / LTC-25i / VTL-600 (BMT65)

DRIVEN

QUICK CHANGE AXIAL MTSK-40 DRIVEN TOOL FOR POWER SKIVING H=100mm

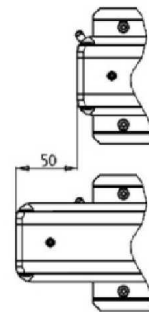
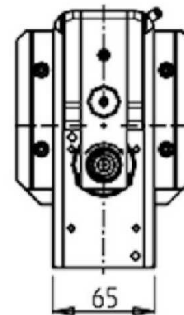
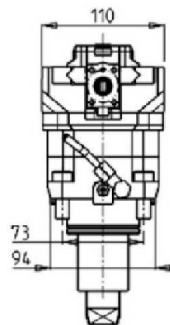
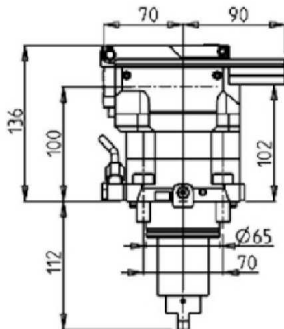
See Accessories for MTSK Quick Change Tool Holder Clamps



Part Number	Description	Spindle	I	RPM	Reversible	Ext Cool
DWO 1770100	Axial MTSK-40 for Power Skiving	MTSK-40	1:1	6000	X	X

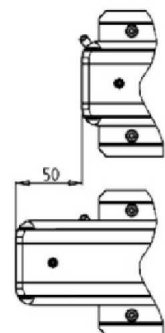
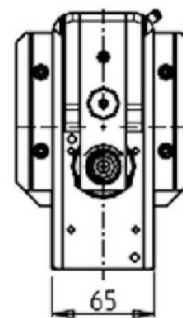
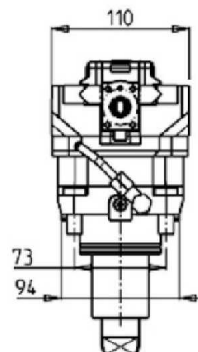
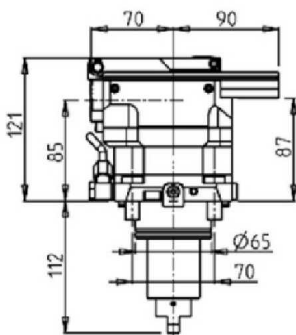
Note : Wrenches are provided with the purchase of Specialty Toolholders

BROACHING/SLOTING TOOL 50mm STROKE H=100mm



Part Number	Description	I	RPM MAX	Reversible	Ext Cool
DWO 1520100	Broaching / Slotting Tool H=100mm	4:1	2000	X	X

BROACHING/SLOTING TOOL 50mm STROKE H=85mm

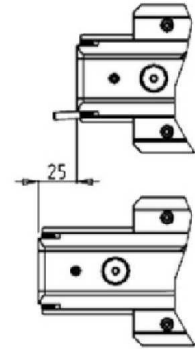
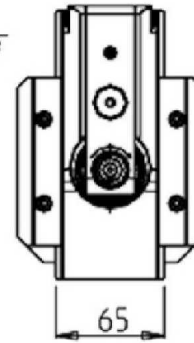
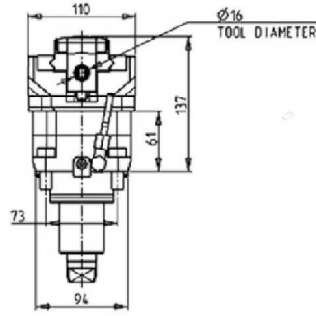
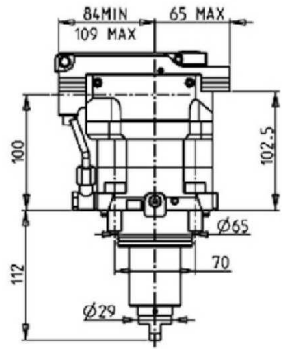


Part Number	Description	I	RPM MAX	Reversible	Ext Cool
DWO 1530100	Broaching / Slotting Tool H=85mm	4:1	2000	X	X

T-8 / LTC-25i / VTL-600 (BMT65)

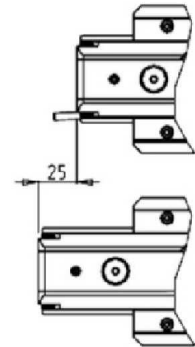
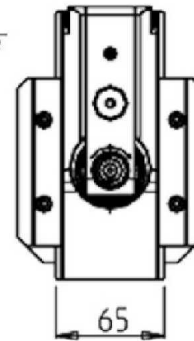
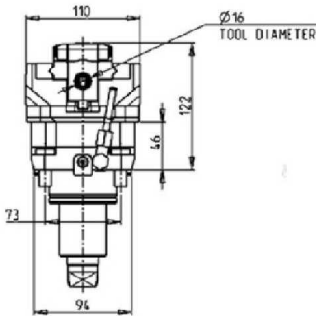
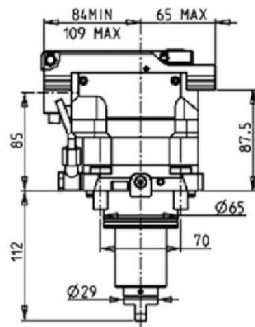
DRIVEN

BROACHING/SLOTING TOOL 25mm STROKE H=100mm



Part Number	Description	I	RPM MAX	Reversible	Ext Cool
DWO 1520200	Broaching / Slotting Tool H=100mm	4:1	2400	X	X

BROACHING/SLOTING TOOL 25mm STROKE H=85mm

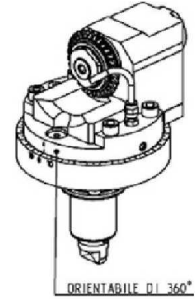
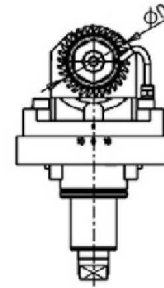
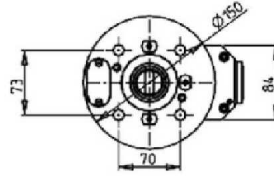
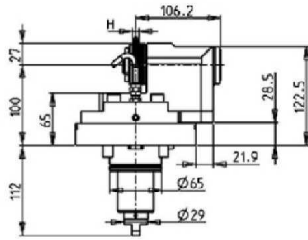



Part Number	Description	I	RPM MAX	Reversible	Ext Cool
DWO 1530200	Broaching / Slotting Tool H=85mm	4:1	2400	X	X

T-8 / LTC-25i / VTL-600 (BMT65)

DRIVEN

WORM GEAR DRIVEN TOOL



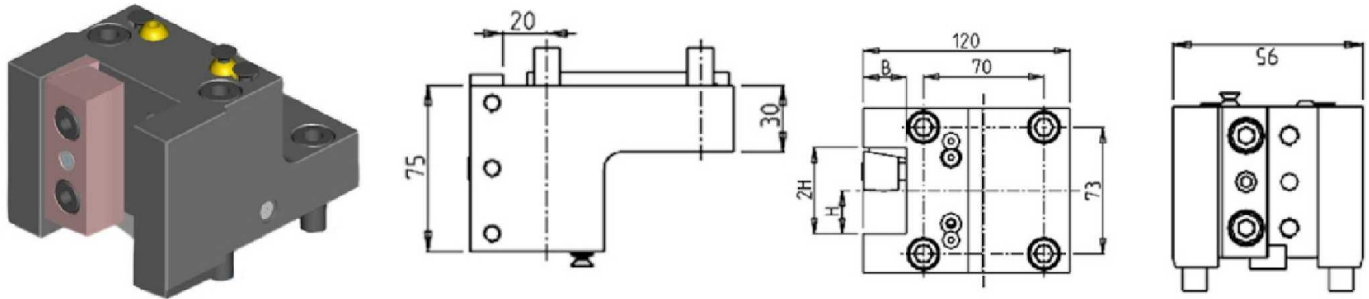
Part Number	Description	Spindle	I	RPM	Reversible	Ext Cool	Ø D	H
DWO 2928125	Driven Worm Gear Tool 1"x12mm	Ø1"x12	1:1	6000	X	X	63-70-80	MAX 12
DWO 2928022	Driven Worm Gear Tool 22mmx12mm	Ø22x12	1:1	6000	X	X	63-70-80	MAX 12

Note : Wrenches are provided with the purchase of Specialty Toolholders

T-8 / LTC-25i / VTL-600 (BMT65)

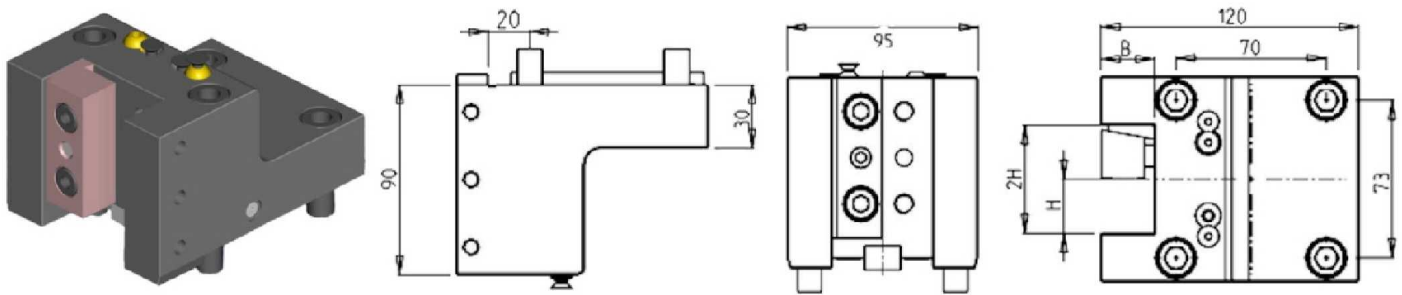
STATIC

RADIAL SINGLE STATIC TOOL H=75mm



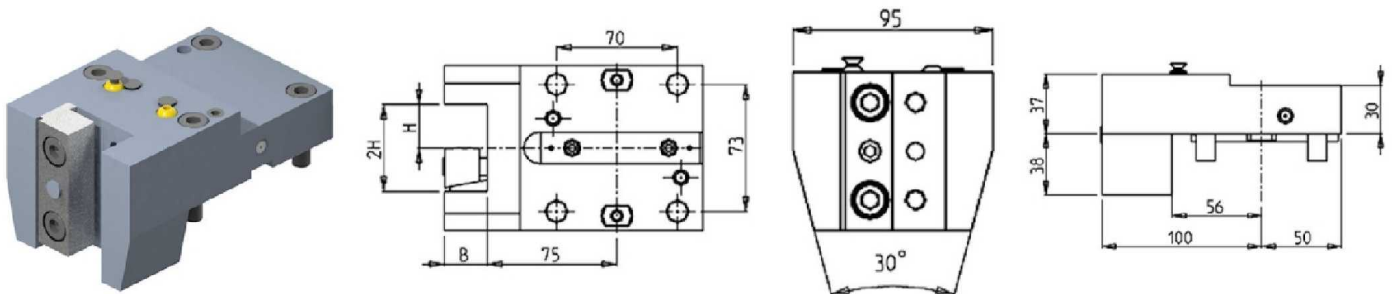
Part Number	Description	# of Tools	Reversible	Cool Thru	Ext Cool	Dimensions	B	H
DWO 1422540	Radial Static Tool: 1"	1	X		X	Inch	1"	1"
DWO 1422500	Radial Static Tool: 25mm	1	X		X	mm	25	25
DWO 1422510	Radial Static Tool: 25mm Cool Thru	1	X	X	X	mm	25	25

RADIAL SINGLE STATIC TOOL H=90mm



Part Number	Description	# of Tools	Reversible	Dimensions	B	H
DWO 0482540	Radial Static Tool: 1" H=90mm	1	X	Inch	1"	1"
DWO 0482000	Radial Static Tool: 20mm H=90mm	1	X	mm	20	20
DWO 0482500	Radial Static Tool: 25mm H=90mm	1	X	mm	25	25

RADIAL REAR-SET SINGLE STATIC TOOL

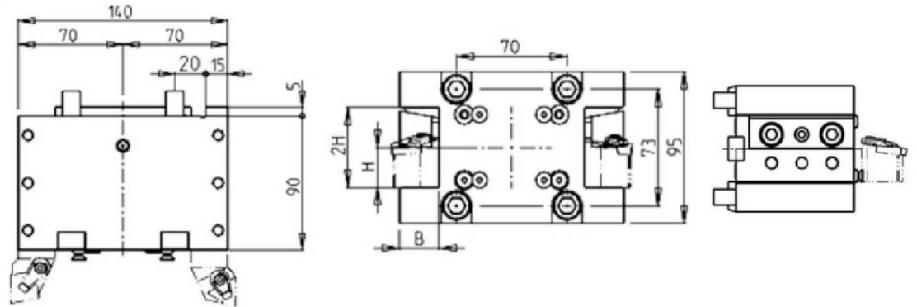
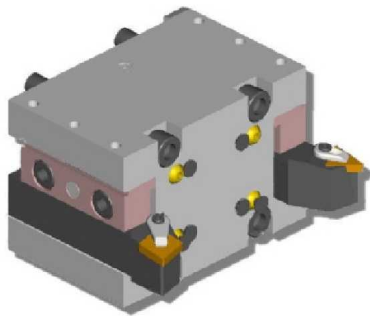


Part Number	Description	# of Tools	Dimensions	B	H
DWO 3652500	Radial Rear-Set Single Static Tool \varnothing 25mm	1	mm	25	25

T-8 / LTC-25i / VTL-600 (BMT65)

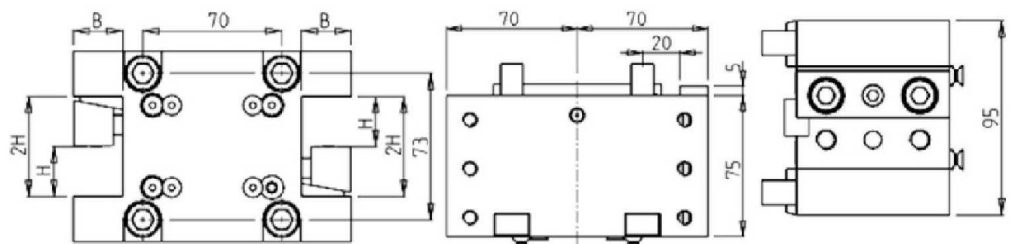

STATIC

RADIAL DOUBLE STATIC TOOL H=90mm



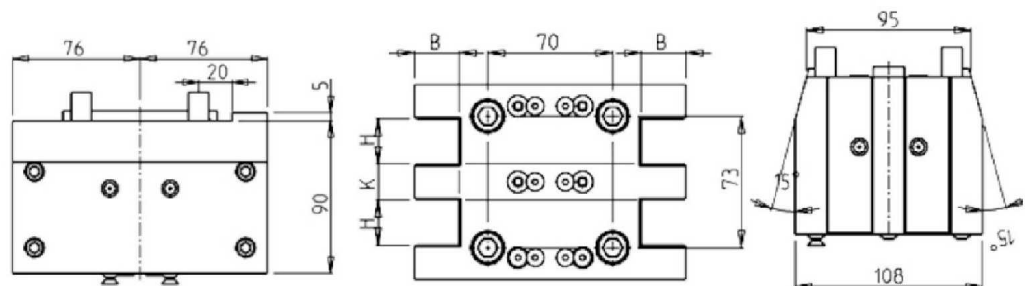

Part Number	Description	# of Tools	Reversible	Cool Thru	Ext Cool	Dimensions	B	H
DWO 0272540	Radial Double Static Tool 1"	2	X		X	Inch	1"	1"
DWO 0272000	Radial Double Static Tool \varnothing 20mm	2	X		X	mm	20	20
DWO 0272500	Radial Double Static Tool \varnothing 25mm	2	X		X	mm	25	25
DWO 0272510	Radial Double Static Tool \varnothing 25mm	2	X	X	X	mm	25	25

RADIAL DOUBLE STATIC TOOL H=75mm



Part Number	Description	# of Tools	Reversible	Dimensions	B	H
DWO 0672000	Radial Double Static Tool \varnothing 20mm	2	X	mm	20	20
DWO 0672500	Radial Double Static Tool \varnothing 25mm	2	X	mm	25	25

RADIAL DOUBLE SIDE TWIN STATIC TOOL

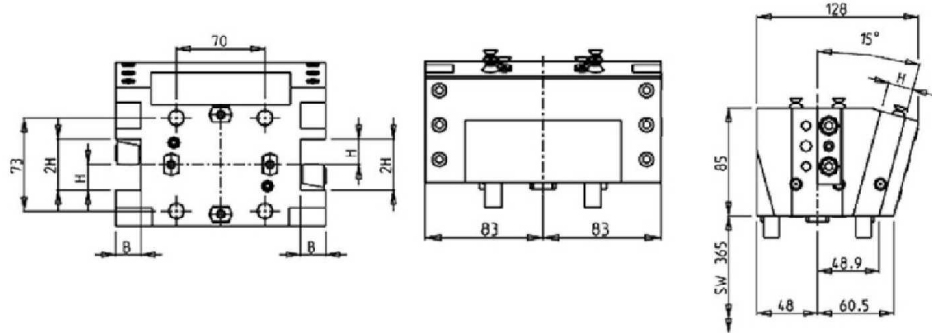



Part Number	Description	# of Tools	Reversible	Dimensions	H	K	B
DWO 0622540	Radial Double Side Twin Static Tool 1"	4	X	Inch	1"	3/4"	1"
DWO 0622500	Radial Double Side Twin Static Tool \varnothing 25mm	4	X	mm	25	20	25

T-8 / LTC-25i / VTL-600 (BMT65)

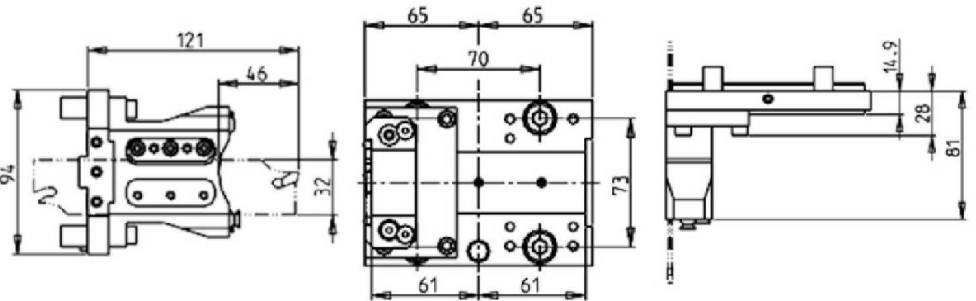

STATIC

RADIAL MULTIPLE STATIC TOOL



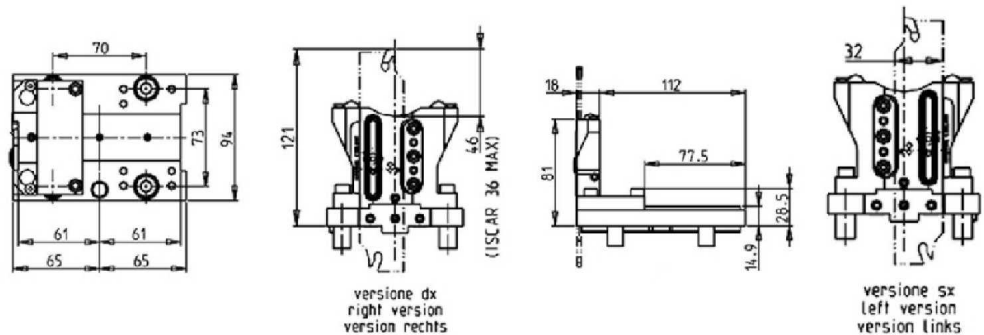

Part Number	Description	# of Tools	Ext Cool	Dimensions	B	H
DWO 3891905	Radial Multiple Static Tool 3/4"	4	X	Inch	3/4"	3/4"
DWO 3892000	Radial Multiple Static Tool Ø20mm	4	X	mm	20	20

RADIAL BLADE HOLDER WITH BLADE KIT



Part Number	Description	# of Tools	Reversible	Ext Cool
DWO 1410132	Radial Blade Holder with Blade Kit	1	X	X
BLADEKIT	Blade Kit: 1 Blade, 10 Inserts			

RADIAL BLADE HOLDER WITH INTERNAL COOLANT-BLADE KIT NOT INCLUDED

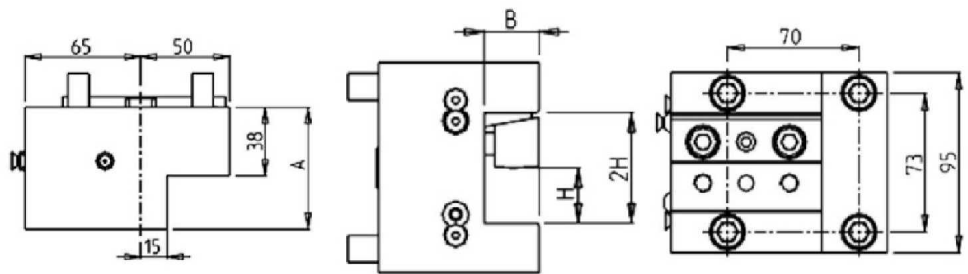



Part Number	Description	# of Tools	Reversible	Ext Cool	Cool Thru
DWO 1730132R	Radial Blade Holder with Cool Thru (Right Hand)	1	X	X	X
DWO 1730132L	Radial Blade Holder with Cool Thru (Left Hand)	1	X	X	X
COOL THRU BLADEKIT	Blade Kit: 1 Blade, 10 Inserts				

T-8 / LTC-25i / VTL-600 (BMT65)

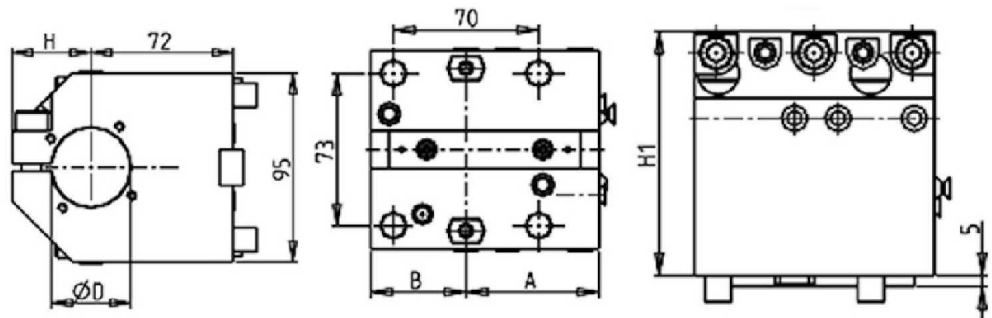

STATIC

AXIAL SINGLE STATIC TOOL



Part Number	Description	# of Tools	Reversible	Cool Thru	Ext Cool	Dimensions	A	B	H
DWO 1452540	Axial Static Tool 1"	1	X		X	Inch	68	1"	1"
DWO 1452500	Axial Static Tool 25mm	1	X		X	mm	68	25	25
DWO 3462510	Axial Static Tool 25mm Cool Thru	1	X	X	X	mm	90	25	25

AXIAL SINGLE BORING BAR HOLDER H=72mm

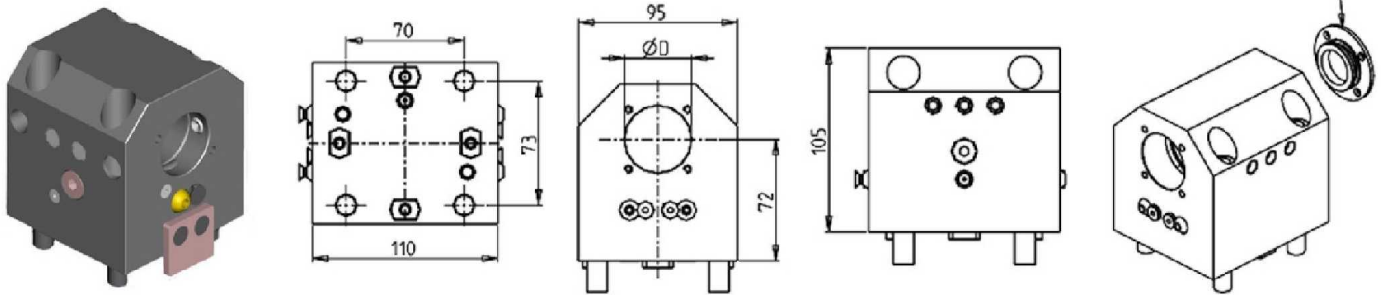


Part Number	Description	# of Tools	Reversible	Cool Thru	Ext. Cool	Dimensions	D	A	B	H	H1
0833810	Axial Single BBH: 1-1/2"	1	X	X	X	Inch	1 1/2"	64	46	40	112
0835080	Axial Single BBH: 2"	1	X	X	X	Inch	2"	64	46	46.5	118
0832500	Axial Single BBH: 25mm	1	X	X	X	mm	25	55	55	33	105
0834000	Axial Single BBH: 40mm	1	X	X	X	mm	40	64	46	40	112
0835000	Axial Single BBH: 50mm	1	X	X	X	mm	50	64	46	46.5	118
KIT 1003004	Plug & Seal Kit for 1 1/2" BBH to Make IC										
KIT 1003006	Plug & Seal Kit for 25mm BBH to Make IC										
KIT 1003003	Plug & Seal Kit for 40mm BBH to Make IC										
KIT 1003002	Plug & Seal Kit for 50mm or 2" BBH to Make IC										

T-8 / LTC-25i / VTL-600 (BMT65)

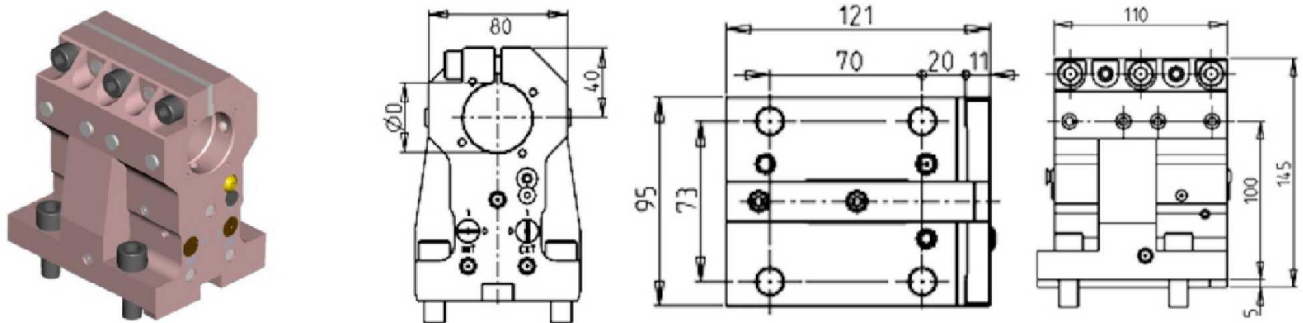
STATIC

AXIAL SINGLE BORING BAR HOLDER H=72mm



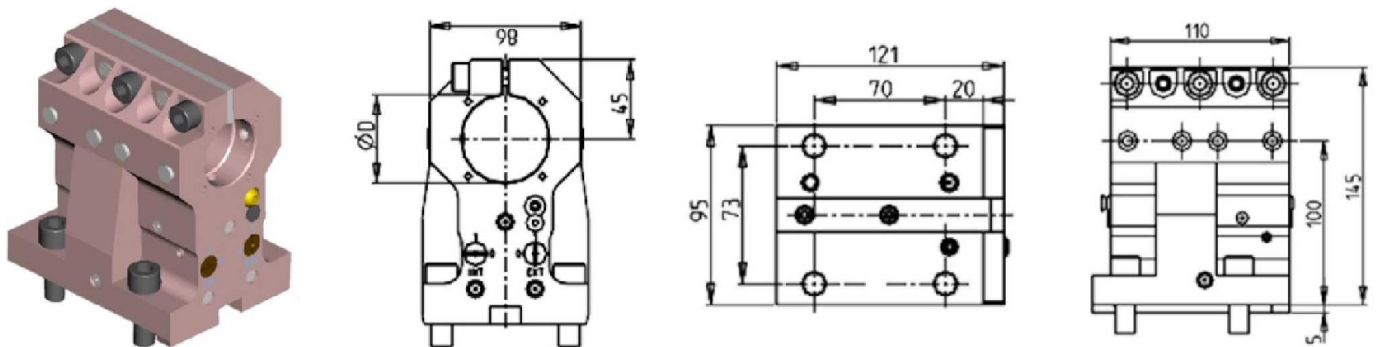
Part Number	Description	# of Tools	Reversible	Cool Thru	Ext Cool	Dimensions	D
DWO 2882500	Axial Single BBH 25mm	1	X	X	X	mm	25
DWO 2884000	Axial Single BBH 40mm	1	X	X	X	mm	40
KIT 1000006	Plug for 25mm BBH to Make Cool Thru						
KIT 1000003	Plug for 40mm BBH to Make Cool Thru						

AXIAL SINGLE BORING BAR HOLDER 40mm H=100mm



Part Number	Description	# of Tools	Reversible	Cool Thru	Ext. Cool	Dimensions	B
DWO 0204000	Axial Single BBH: 40mm, H=100mm	1	X	X	X	mm	40
KIT 1003003	Plug & Seal Kit for 40mm BBH to Make Cool Thru						

AXIAL SINGLE BORING BAR HOLDER 50mm H=100mm

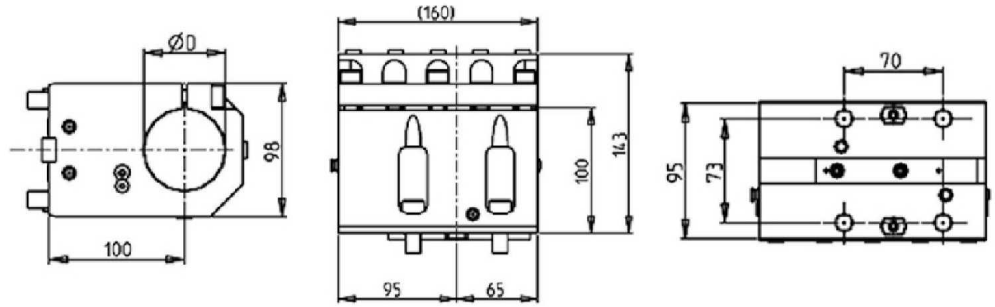



Part Number	Description	# of Tools	Reversible	Cool Thru	Ext Cool	Dimensions	D
DWO 0205000	Axial Single BBH: 50mm, H=100mm	1	X	X	X	mm	50
KIT 1003002	Plug & Seal Kit for 50mm BBH to Make Cool Thru						

T-8 / LTC-25i / VTL-600 (BMT65)

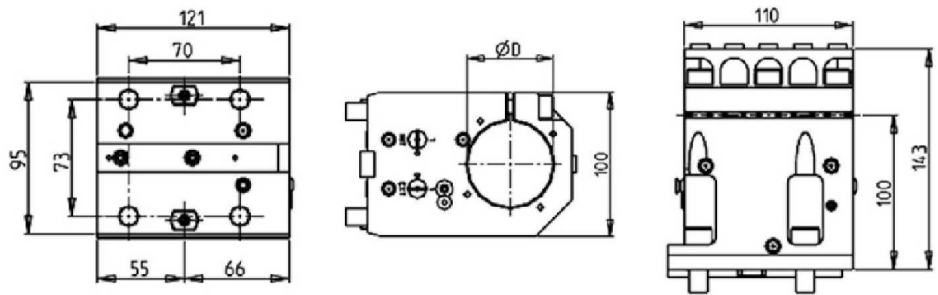

STATIC

AXIAL SINGLE BORING BAR HOLDER 60mm H=100mm



Part Number	Description	# of Tools	Reversible	Ext Cool	Dimension	D
DWO 1446000	Axial Single BBH 60mm H=100mm	1	X	X	mm	60
KIT 1009025	Plug & Seal Kit for 60mm BBH to Make Cool Thru					

AXIAL SINGLE BORING BAR HOLDER 60mm H=100mm

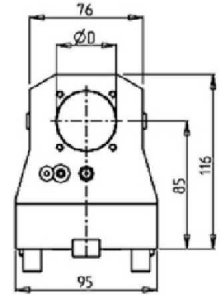
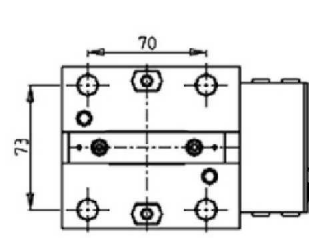
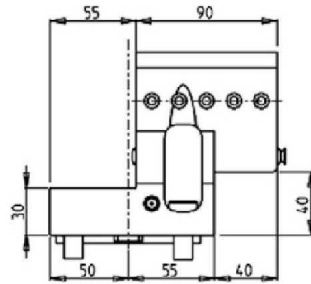


Part Number	Description	# of Tools	Reversible	Cool Thru	Dimensions	D
DWO 0746000	Axial Single BBH: 60mm	1	X	X	mm	60
KIT 1003025	Plug & Seal Kit for 60mm BBH to Make Cool Thru					

T-8 / LTC-25i / VTL-600 (BMT65)

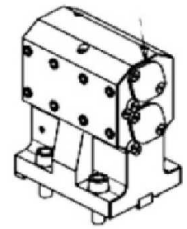
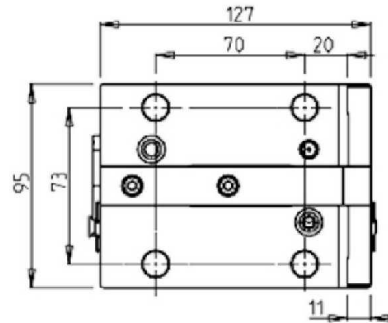
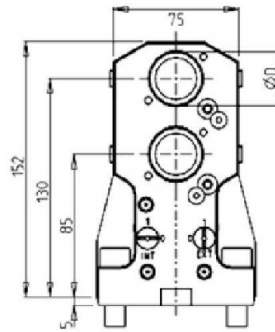

STATIC

AXIAL REAR SET BORING BAR HOLDER H=85mm



Part Number	Description	Reversible	Cool Thru	Ext Cool	Dimensions	D
DWO 3853810	Axial Rear Set BBH 1-1/2"	X	X	X	Inch	1-1/2"
DWO 3854000	Axial Rear Set BBH Ø40mm	X	X	X	mm	40
KIT 1000004	Plug for 1-1/2" BBH to Make Cool Thru					
KIT 1000003	Plug for 40mm BBH to Make Cool Thru					

AXIAL DOUBLE BORING BAR HOLDER

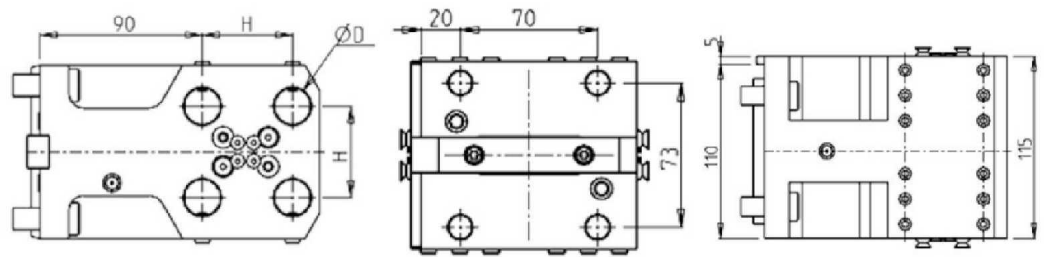


Part Number	Description	# of Tools	Reversible	Cool Thru	Ext. Cool	Dimensions	B
DWO 0213175	Axial Double BBH: 1 1/4"	2+2	X	X	X	Inch	1 1/4"
DWO 0213200	Axial Double BBH: 32mm	2+2	X	X	X	mm	32
KIT 1000001	Plug for 32mm or 1 1/4" BBH to Make Cool Thru						

T-8 / LTC-25i / VTL-600 (BMT65)

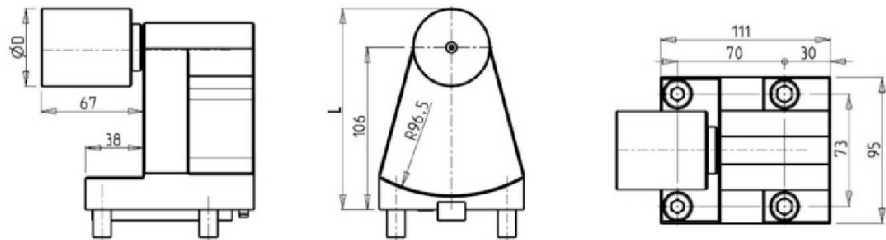

STATIC

AXIAL 4 + 4 POSITION BORING BAR HOLDER



Part Number	Description	# of Tools	Reversible	Ext. Cool	Dimensions	D	H
DWO 0631905	Axial 4+4 BBH: 3/4"	4+4	X	X	Inch	3/4"	2"
DWO 0632000	Axial 4+4 BBH: 20mm	4+4	X	X	mm	20	50

TAILSTOCK FOR SUBSPINDLE

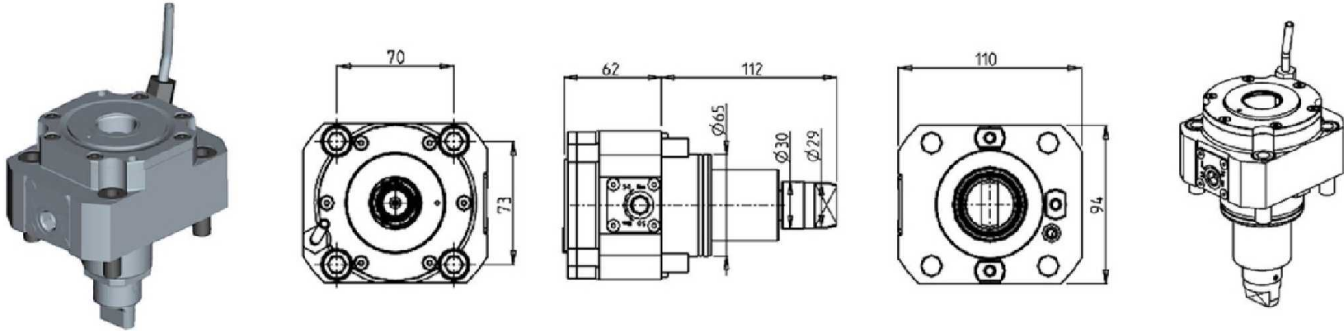


Part Number	Description	# of Tools	D	L
0820200L	Tailstock for Sub Spindle 2"	1	2"	131.4
0820200	Tailstock for Sub Spindle 38mm	1	38	125
080003	Removable Tailstock Center			

T-8 / LTC-25i / VTL-600 (BMT65)

DRIVEN

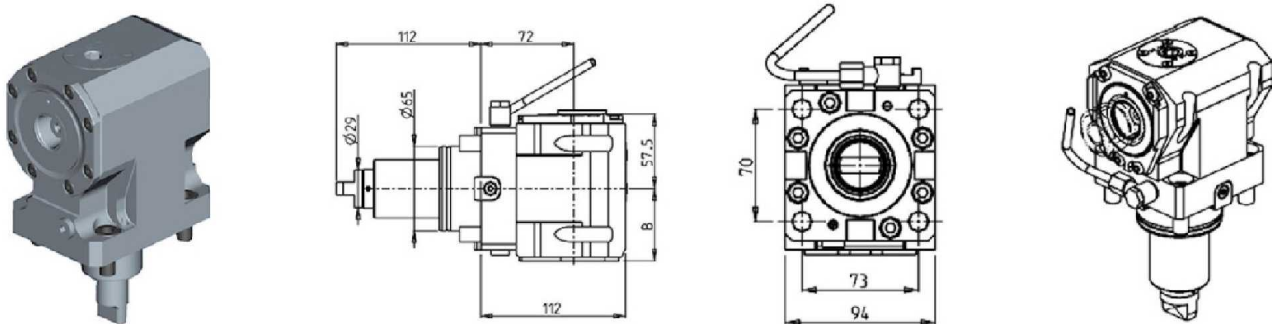
RADIAL DRIVEN TOOL CAPTO C4



Part Number	Description	Size	I	RPM	Cool Thru	Ext Cool
DWO 3150140	Radial Driven Tool Capto C4	C4	1:1	6000		X
DWO 3150240	Radial Driven Tool Capto C4 Cool Thru*	C4	1:1	6000	X	X

* Coolant Thru tools are designed for 1000 psi.
They require 5 Micron Filtration and **CANNOT** be run dry.

AXIAL DRIVEN TOOL CAPTO C4 H=72mm



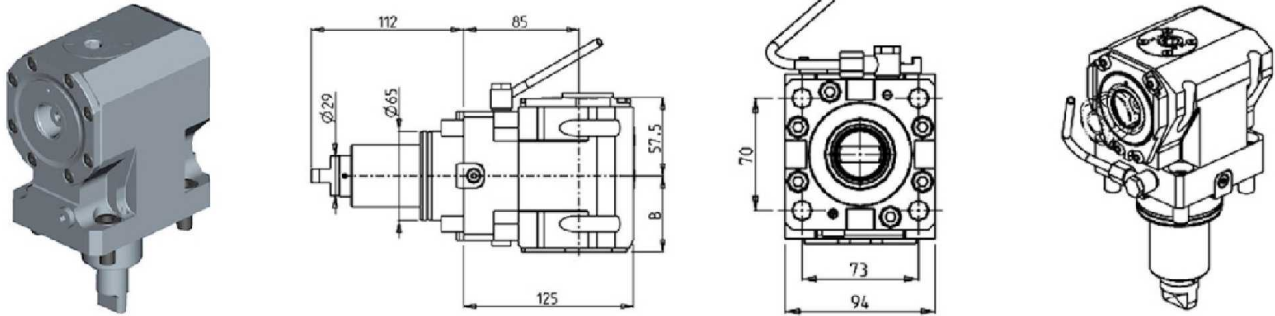
Part Number	Description	Size	I	RPM	Reversible	Cool Thru	Ext Cool	B
DWO 3080140	Axial Driven Tool Capto C4	C4	1:1	6000	X		X	55.5
DWO 3080240	Axial Driven Tool Capto C4 Cool Thru*	C4	1:1	6000	X	X	X	66.5

* Coolant Thru tools are designed for 1000 psi.
They require 5 Micron Filtration and **CANNOT** be run dry.

T-8 / LTC-25i / VTL-600 (BMT65)

DRIVEN

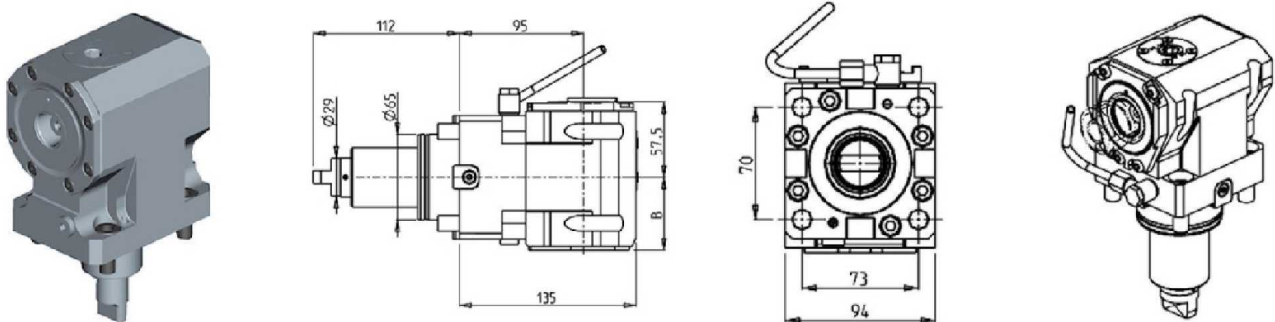
AXIAL DRIVEN TOOL CAPTO C4 H=85mm



Part Number	Description	Size	I	RPM	Reversible	Cool Thru	Ext Cool	B
DWO 3110140	Axial Driven Tool Capto C4	C4	1:1	6000	X		X	55.5
DWO 3110240	Axial Driven Tool Capto C4 Cool Thru*	C4	1:1	6000	X	X	X	66.5

* Coolant Thru tools are designed for 1000 psi.
They require 5 Micron Filtration and **CANNOT** be run dry.

AXIAL DRIVEN TOOL CAPTO C4 H=95mm



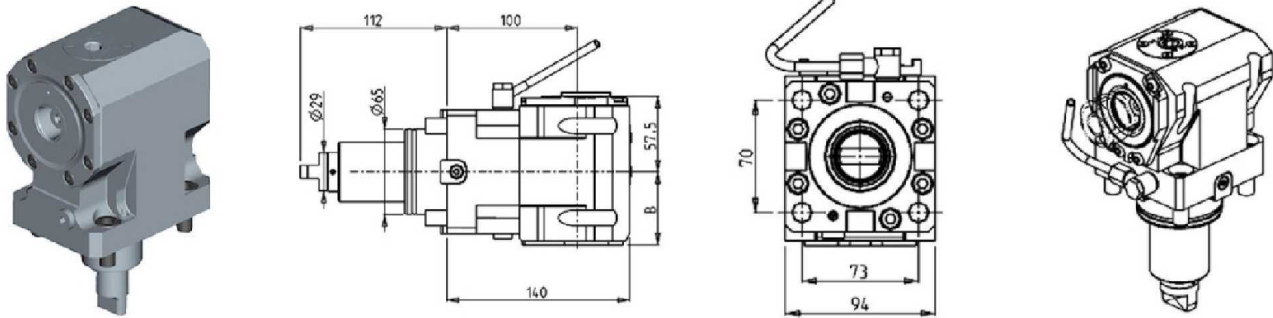
Part Number	Description	Size	I	RPM	Reversible	Cool Thru	Ext Cool	B
DWO 3120140	Axial Driven Tool Capto C4	C4	1:1	6000	X		X	55.5
DWO 3120240	Axial Driven Tool Capto C4 Cool Thru*	C4	1:1	6000	X	X	X	66.5

* Coolant Thru tools are designed for 1000 psi.
They require 5 Micron Filtration and **CANNOT** be run dry.

T-8 / LTC-25i / VTL-600 (BMT65)

DRIVEN

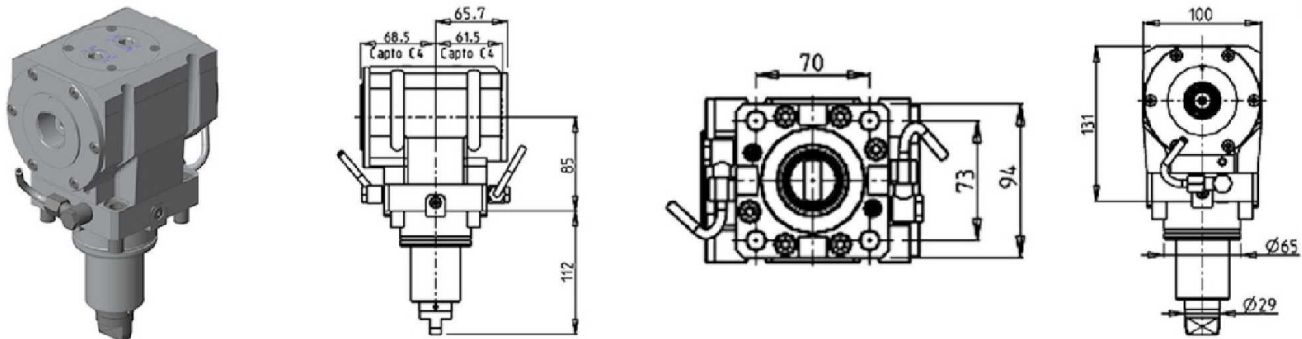
AXIAL DRIVEN TOOL CAPTO C4 H=100mm



Part Number	Description	Size	I	RPM	Reversible	Cool Thru	Ext Cool	B
DWO 3130140	Axial Driven Tool Capto C4	C4	1:1	6000	X		X	55.5
DWO 3130240	Axial Driven Tool Capto C4 Cool Thru*	C4	1:1	6000	X	X	X	66.5

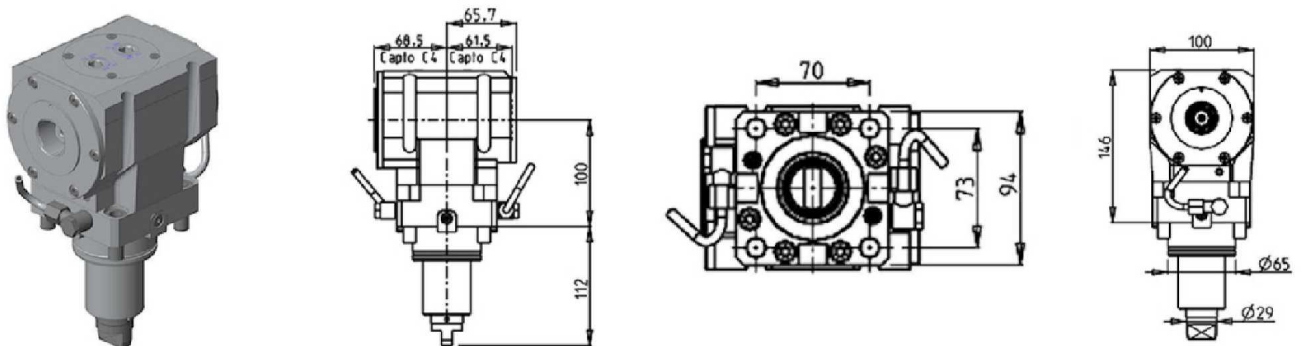
* Coolant Thru tools are designed for 1000 psi. They require 5 Micron Filtration and **CANNOT** be run dry.

AXIAL OPPOSITE FACE TWIN DRIVEN TOOL CAPTO C4 H=85mm



Part Number	Description	Size	I	RPM	Reversible	Ext Cool
DWO 3140240	Axial Opposite Face Twin Capto C4+C4	C4+C4	1:1	6000	X	X

AXIAL OPPOSITE FACE TWIN DRIVEN TOOL CAPTO C4 H=100mm

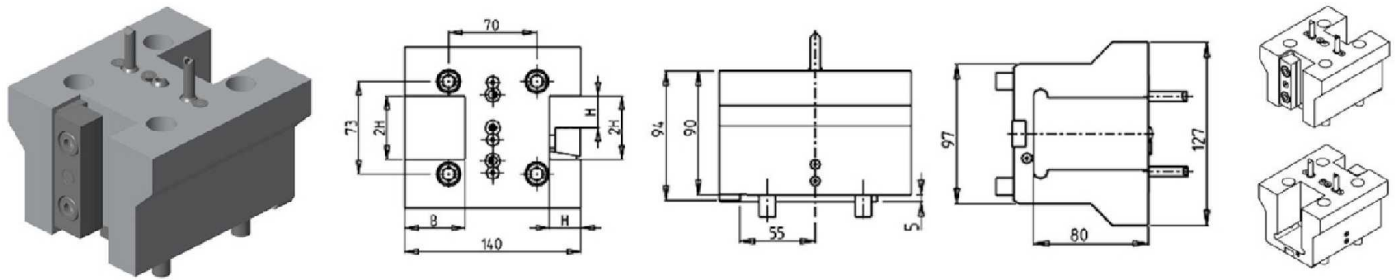


Part Number	Description	Size	I	RPM	Reversible	Ext Cool
DWO 3770240	Axial Opposite Face Twin Capto C4+C4	C4+C4	1:1	6000	X	X

T-8 / LTC-25i / VTL-600 (BMT65)

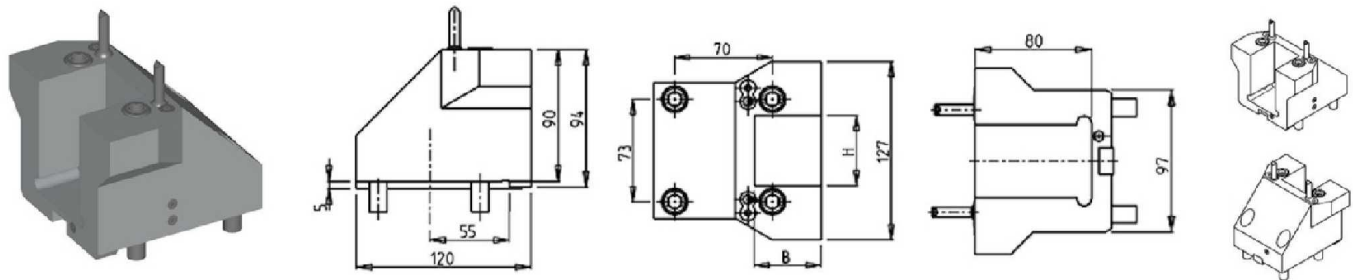
STATIC

RADIAL DOUBLE STATIC TOOL WITH SEAT FOR CAPTO CONNECTION



Part Number	Description	# of Tools	Reversible	Dimensions	H	B
0875000	Radial Double Static 25mm with Capto Connection	2	X	mm	25	48

RADIAL TOOL WITH SEAT FOR CAPTO CONNECTION

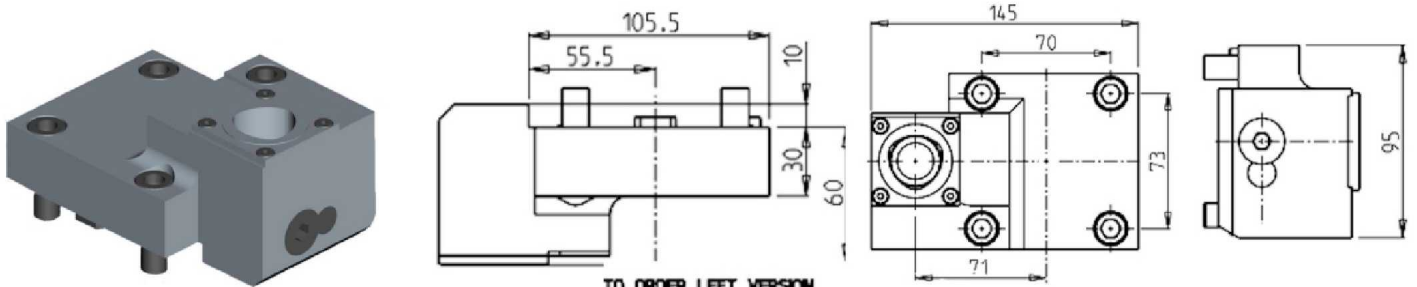


Part Number	Description	# of Tools	Reversible	Dimensions	H	B
0885000	Radial Tool with Seat for Capto Connection	1	X	mm	50	48

T-8 / LTC-25i / VTL-600 (BMT65)

STATIC

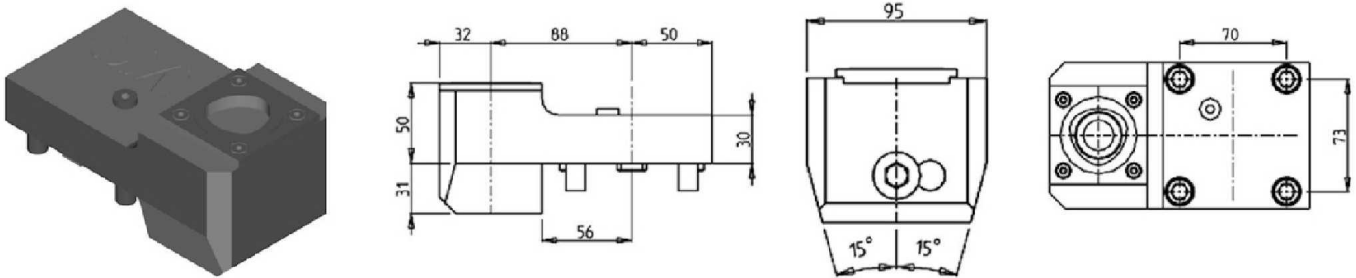
RADIAL SINGLE REAR-SET STATIC CAPTO C4



TO ORDER LEFT VERSION
ADD A "LC" IN THE CODE-CHARTS.
EXAMPLE: MNL0464010 BECOMES MNL0464010LC

Part Number	Description	# of Tools	Cool Thru	Ext Cool	Reversible	Size
DWO 1384010	Rear-Set Radial Static Capto C4 Right Hand	1	X	X	X	C4
DWO 1384010LC	Rear-Set Radial Static Capto C4 Left Hand	1	X	X	X	C4

RADIAL SINGLE REAR-SET STATIC CAPTO C5

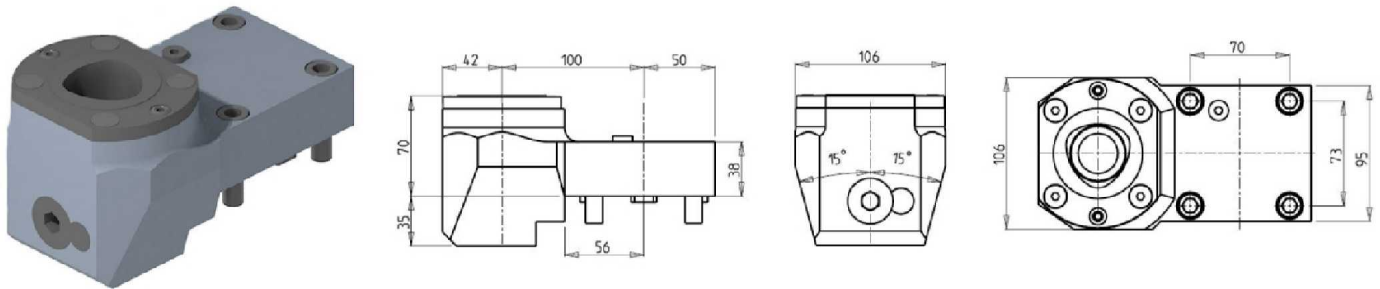


Part Number	Description	# of Tools	Cool Thru	Ext Cool	Reversible	Size
DWO 3505010	Radial Single Rear-Set Capto C5 Right Hand	1	X	X	X	C5
DWO 3505010LC	Radial Single Rear-Set Capto C5 Left Hand	1	X	X	X	C5

T-8 / LTC-25i / VTL-600 (BMT65)

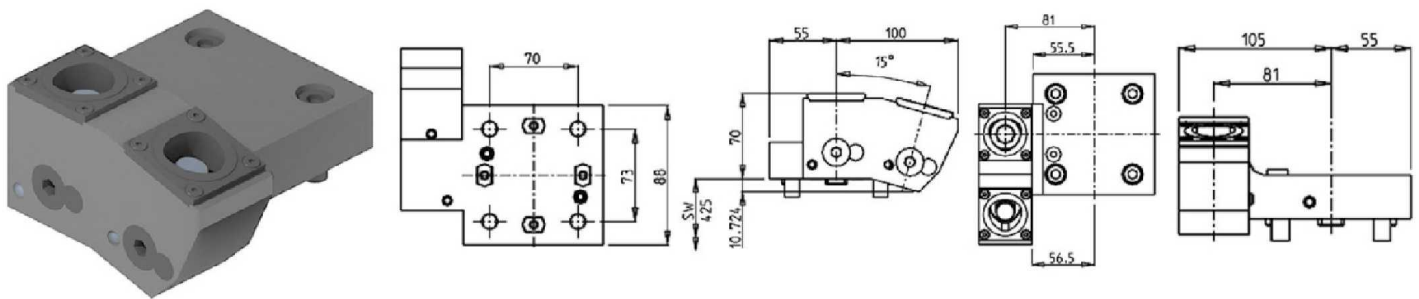
STATIC

RADIAL SINGLE REAR-SET STATIC CAPTO C6



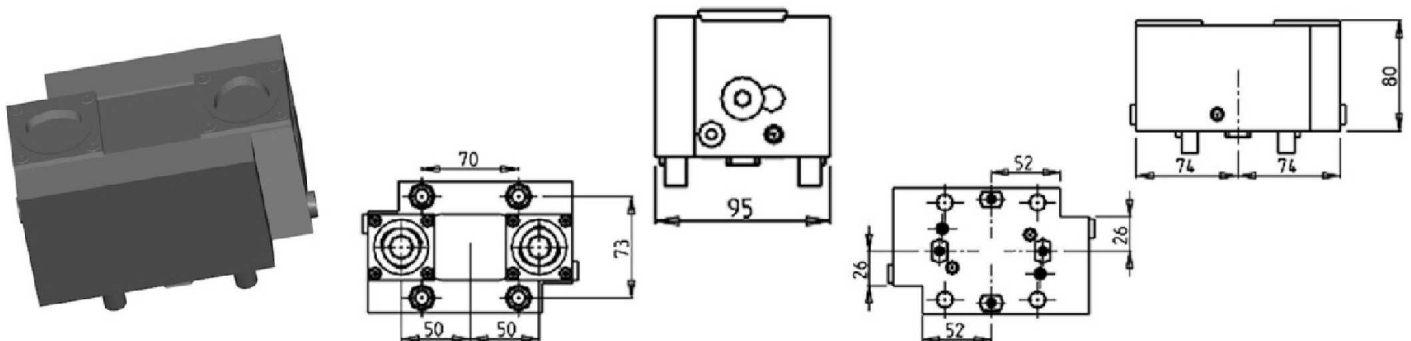
Part Number	Description	# of Tools	Cool Thru	Ext Cool	Reversible	Size
DWO 3176010	Radial Single Rear-Set Capto C6 Right Hand	1	X	X	X	C6
DWO 3176010LC	Radial Single Rear-Set Capto C6 Left Hand	1	X	X	X	C6

RADIAL MULTIPLE STATIC TOOL CAPTO C4



Part Number	Description	# of Tools	Cool Thru	Ext Cool	Size
DWO 3954020	Radial Multiple Static Tool Capto C4 Right Hand	2	X	X	C4
DWO 3954020LC	Radial Multiple Static Tool Capto C4 Left Hand	2	X	X	C4

RADIAL DOUBLE STATIC TOOL CAPTO C4

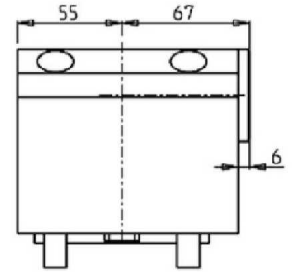
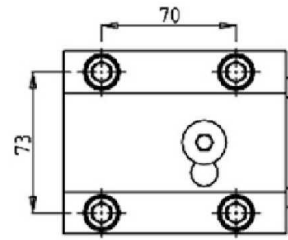
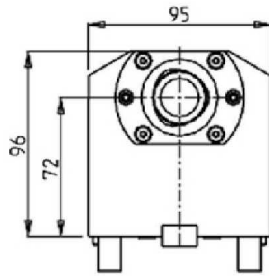


Part Number	Description	# of Tools	Cool Thru	Ext Cool	Reversible	Size
DWO 3424020	Radial Double Static Tool Capto C4 Right Hand	1+1	X	X	X	C4
DWO 3424020LC	Radial Double Static Tool Capto C4 Left Hand	1+1	X	X	X	C4

T-8 / LTC-25i / VTL-600 (BMT65)

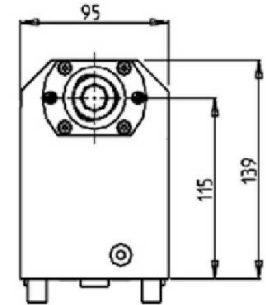
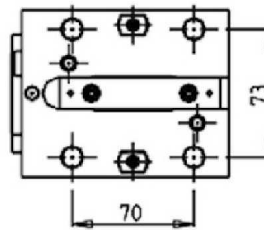
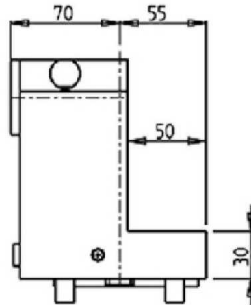

STATIC

AXIAL SINGLE STATIC TOOL CAPTO C4



Part Number	Description	# of Tools	Cool Thru	Reversible	Size
DWO 2644010	Axial Single Static Tool Capto C4 Right Hand	1	X	X	C4
DWO 2644010LC	Axial Single Static Tool Capto C4 Left Hand	1	X	X	C4

AXIAL SINGLE STATIC TOOL CAPTO C4

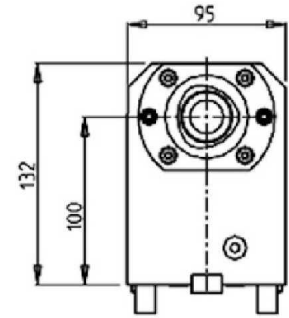
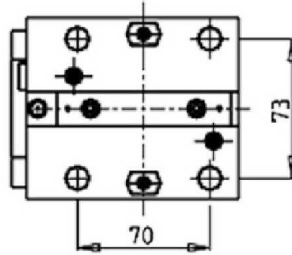
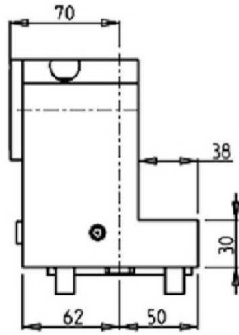



Part Number	Description	# of Tools	Cool Thru	Ext Cool	Reversible	Size
DWO 3414010	Axial Single Static Tool Capto C4 Right Hand	1	X	X	X	C4
DWO 3414010LC	Axial Single Static Tool Capto C4 Left Hand	1	X	X	X	C4

T-8 / LTC-25i / VTL-600 (BMT65)

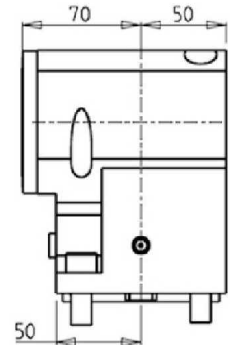
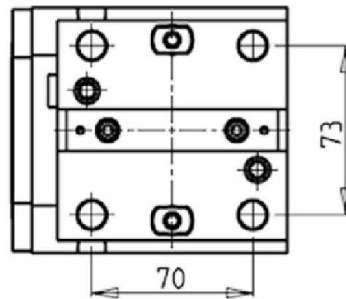
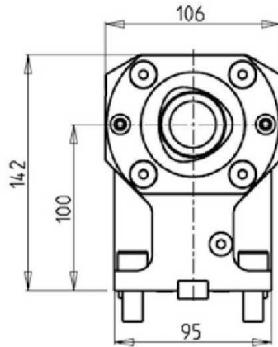

STATIC

AXIAL SINGLE STATIC TOOL CAPTO C5



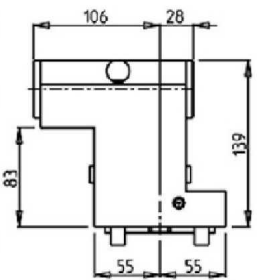
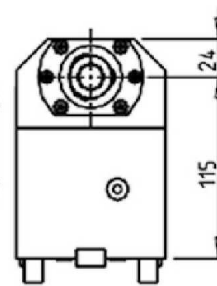
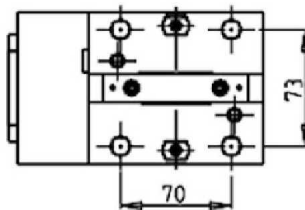
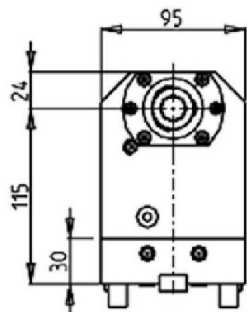

Part Number	Description	# of Tools	Cool Thru	Ext Cool	Reversible	Size
DWO 3515010	Axial Single Static Tool Capto C5 Right Hand	1	X	X	X	C5
DWO 3515010LC	Axial Single Static Tool Capto C5 Left Hand	1	X	X	X	C5

AXIAL SINGLE STATIC TOOL CAPTO C6



Part Number	Description	# of Tools	Cool Thru	Ext Cool	Reversible	Size
DWO 3166010	Axial Single Static Tool Capto C6 Right Hand	1	X	X	X	C6
DWO 3166010LC	Axial Single Static Tool Capto C6 Left Hand	1	X	X	X	C6

AXIAL OPPOSITE FACE REAR-SET TWIN STATIC CAPTO C4


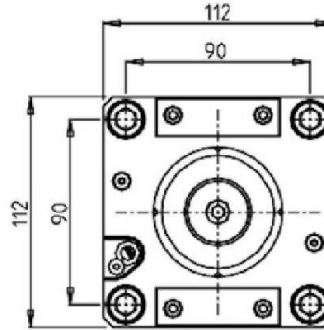
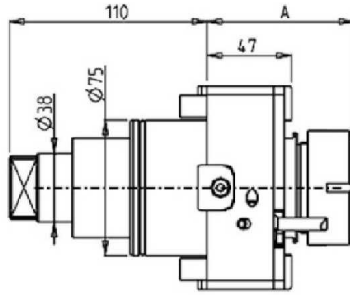



Part Number	Description	# of Tools	Cool Thru	Ext Cool	Reversible	Size
DWO 3404020	Axial Opposite Face Rear-Set Twin C4 Right Hand	1+1	X	X	X	C4
DWO 3404020LC	Axial Opposite Face Rear-Set Twin C4 Left Hand	1+1	X	X	X	C4

LTC-35 / LTC-50 / LTC-60 / VTL-800 (BMT75)

DRIVEN

RADIAL DRIVEN TOOL

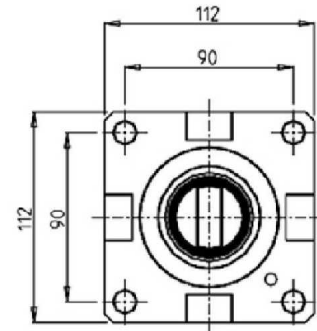
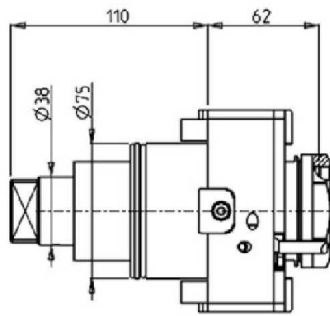


Part Number	Description	Spindle	I	RPM	Cool Thru	Ext Cool	A
DWO 1560332	Radial ERA32	ERA32	1:1	6000		X	50
DWO 1560432	Radial ERA32 Cool Thru* 30 BAR	ERA32	1:1	6000	X	X	50
DWO 1560140	Radial ER40	ER40	1:1	6000		X	81.7
DWO 3390240	Radial ER40 Cool Thru* 70 BAR	ER40	1:1	6000	X	X	91.7

* Coolant Thru tools are designed for 400/1000 psi.
They require 5 Micron Filtration and **CANNOT** be run dry.
30 BAR=400 PSI 70 BAR=1000 PSI

QUICK CHANGE RADIAL MTSK-50 DRIVEN TOOL

See Accessories for MTSK Quick Change Tool Holder Clamps



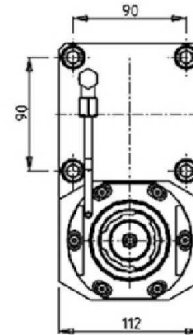
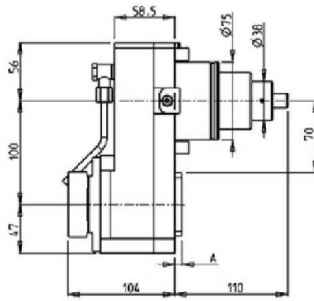

Part Number	Description	Spindle	I	RPM	Cool Thru	Ext Cool
DWO 2130150	Radial MTSK-50	MTSK-50	1:1	6000		X
DWO 2130250	Radial MTSK-50 Cool Thru*	MTSK-50	1:1	6000	X	X

*Coolant Thru tools are designed for 400 psi MAX.
They require 5 Micron Filtration and **CANNOT** be run dry.

LTC-35 / LTC-50 / LTC-60 / VTL-800 (BMT75)

DRIVEN

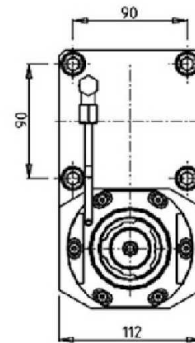
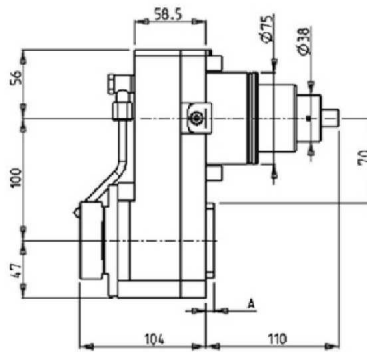

RADIAL DRIVEN TOOL REDIRECTED IN Z BY 100mm



Part Number	Description	Spindle	I	RPM	Cool Thru	Ext Cool	A
DWO 1991140	Radial ERA40 Re-Directed in Z by 100mm	ERA40	1:1	6000		X	7
DWO 1992240	Radial ERA40 Re-Directed in Z by 100mm Cool Thru*	ERA40	1:1	6000	X	X	18

* Coolant Thru tools are designed for 1000 psi.
They require 5 Micron Filtration and **CANNOT** be run dry.

RADIAL GEARED-DOWN 2:1 DRIVEN TOOL REDIRECTED IN Z BY 100mm



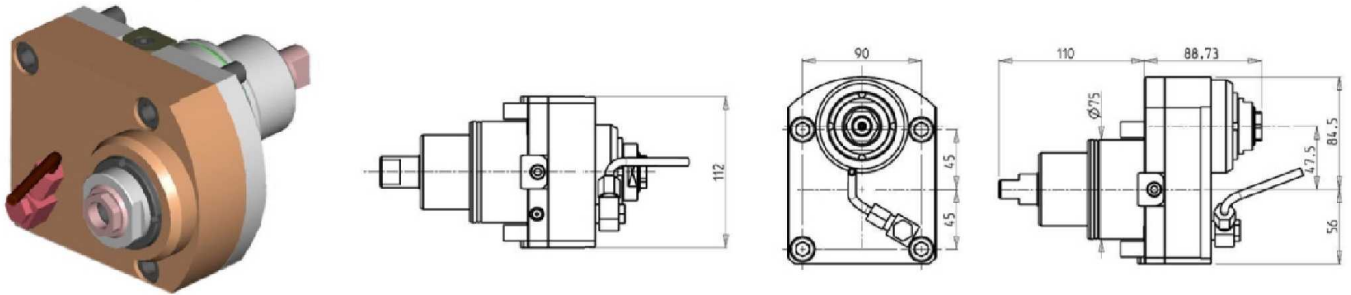
Part Number	Description	Spindle	I	RPM	Cool Thru	Ext Cool	A
DWO 1992140	Radial ERA40 Geared-Down Re-Directed in Z by 100mm	ERA40	2:1	3000		X	7
DWO 1994240	Radial ERA40 Geared-Down Re-Directed in Z by 100mm Cool Thru*	ERA40	2:1	3000	X	X	18

* Coolant Thru tools are designed for 1000 psi.
They require 5 Micron Filtration and **CANNOT** be run dry.

LTC-35 / LTC-50 / LTC-60 / VTL-800 (BMT75)

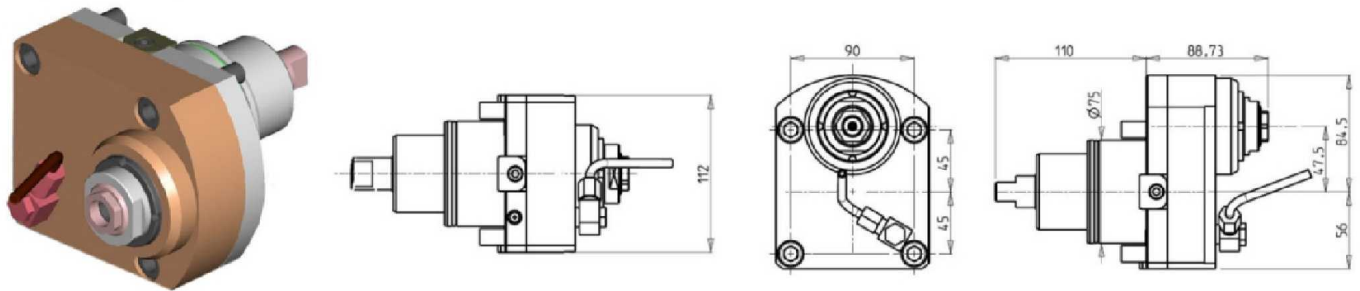
DRIVEN

RADIAL DRIVEN TOOL REDIRECTED IN Z BY 47.5mm



Part Number	Description	Reversible	Spindle	I	RPM	Ext. Cool
DWO 0430120	Radial Re-Directed Driven Tool	X	ERA20	1:1	6000	X

RADIAL GEARED-UP 1:2 DRIVEN TOOL REDIRECTED IN Z BY 47.5mm

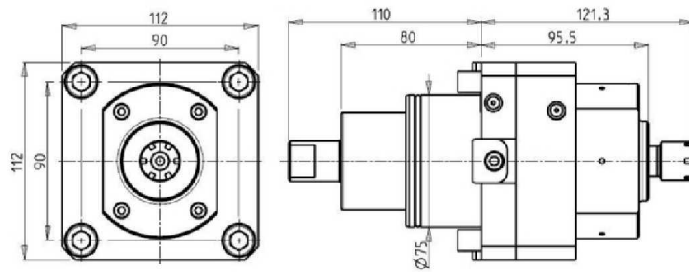



Part Number	Description	Reversible	Spindle	I	RPM	Ext. Cool
DWO 0430220	Geared-Up Re-Directed Driven Tool ERA20	X	ERA20	1:2	12000	X

LTC-35 / LTC-50 / LTC-60 / VTL-800 (BMT75)

DRIVEN

RADIAL GEARED-UP 1:4 DRIVEN TOOL



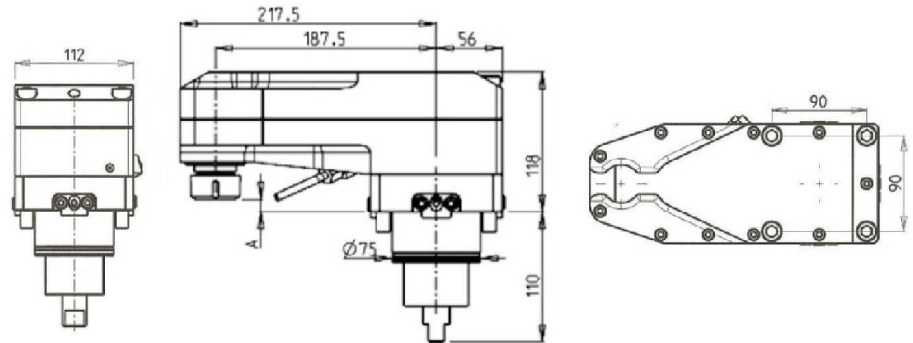

Part Number	Description	Spindle	I	RPM	Cool Thru
DWO 0450116	Radial Geared-Up ER16 1:4	ER16	1:4	16000	X

* Coolant Thru tools are designed for 400 psi.
They require 5 Micron Filtration and **CANNOT** be run dry.

Note :

Wrenches are provided with the purchase of Specialty Toolholders

RADIAL INVERTED DRIVEN TOOL RE-DIRECTED IN Z BY 187.5mm

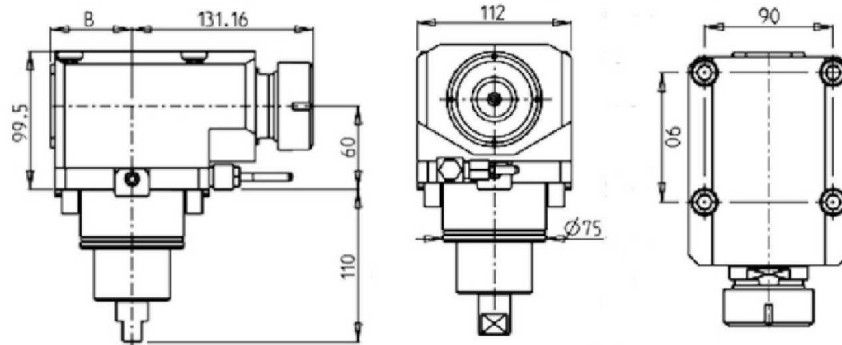



Part Number	Description	Spindle	I	RPM	Ext. Cool	A
0841225	Radial Inverted Driven Tool in Z	ER25	1:2	8000	X	8.84
0841232	Radial Inverted Driven Tool in Z	ER32	1:2	8000	X	3.66

LTC-35 / LTC-50 / LTC-60 / VTL-800 (BMT75)

DRIVEN

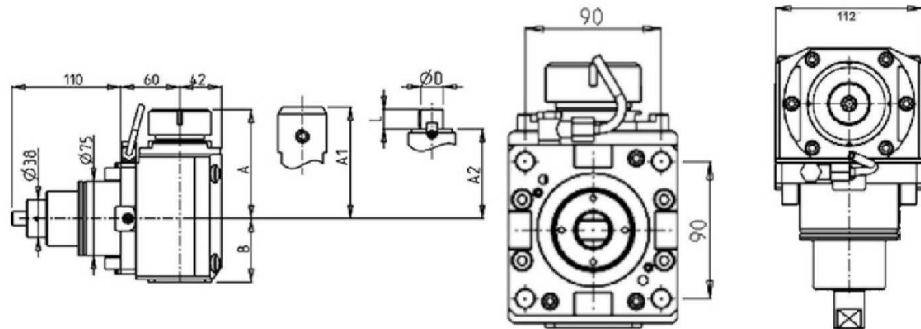
AXIAL DRIVEN TOOL H=60mm



Part Number	Description	Spindle	I	RPM	Cool Thru	Ext. Cool	B
0330840	Axial ER40 BMT75	ER40	1:1	6000		X	59
0331040	Axial ER40 BMT75 Cool Thru*	ER40	1:1	6000	X	X	70

* Coolant Thru tools are designed for 1000 psi.
They require 5 Micron Filtration and **CANNOT** be run dry.

AXIAL REINFORCED DRIVEN TOOL H=60mm



Part Number	Description	Spindle	I	RPM	Cool Thru	Ext. Cool	A	A1	A2	B	D	L
DWO 0680140	Axial Reinforced ER40	ER40	1:1	6000		X	109.7			64		
DWO 0680240	Axial Reinforced ER40 Cool Thru*	ER40	1:1	6000	X	X	109.7			76.5		
DWO 0680522	Axial Reinforced $\phi 22 \times 19$ mm	$\phi 22 \times 19$	1:1	6000		X			89	64	22	19
DWO 0680725	Axial Reinforced Weldon25	Weldon25	1:1	6000		X	109.5			64		
DWO 0680825	Axial Reinforced Weldon25 Cool Thru*	Weldon25	1:1	6000	X	X	109.5			76.5		

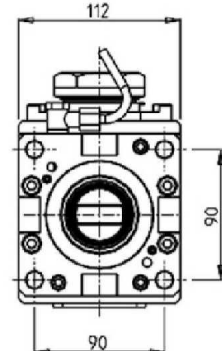
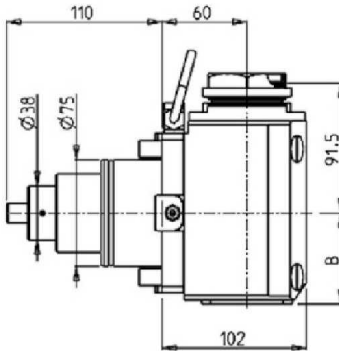
* Coolant Thru tools are designed for 1000 psi.
They require 5 Micron Filtration and **CANNOT** be run dry.

LTC-35 / LTC-50 / LTC-60 / VTL-800 (BMT75)

DRIVEN

QUICK CHANGE AXIAL MTSK-50 REINFORCED DRIVEN TOOL H=60mm

See Accessories for MTSK Quick Change Tool Holder Clamps



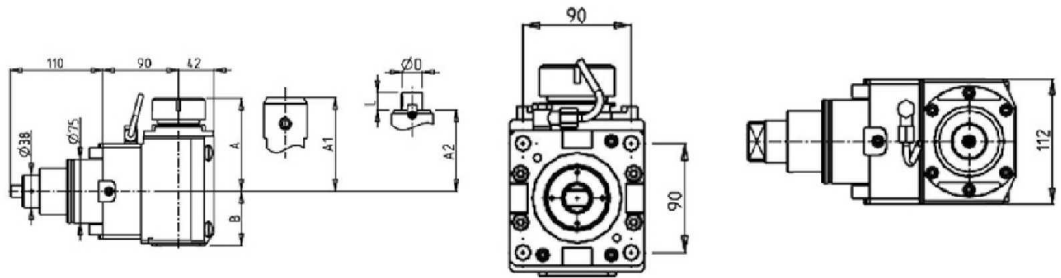
Part Number	Description	Spindle	I	RPM	Reversible	Cool Thru	Ext Cool	B
DWO 2140150	Axial MTSK-50	MTSK-50	1:1	6000	X		X	64
DWO 2140250	Axial MTSK-50 Cool Thru*	MTSK-50	1:1	6000	X	X	X	76.5

* Coolant Thru tools are designed for 1000 psi.
They require 5 Micron Filtration and **CANNOT** be run dry.

LTC-35 / LTC-50 / LTC-60 / VTL-800 (BMT75)

DRIVEN

AXIAL REINFORCED DRIVEN TOOL H=90mm



Part Number	Description	Spindle	I	RPM	Cool Thru	Ext. Cool	A	A1	A2	B	D	L
DWO 0650140	Axial ER40 Reinforced	ER40	1:1	6000		X	109.7			64		
DWO 0650240	Axial ER40 Reinforced Cool Thru*	ER40	1:1	6000	X	X	109.7			76.5		
DWO 0650522	Axial Ø22x19mm Reinforced	Ø22x19	1:1	6000		X			89	64	22	19
DWO 0650725	Axial Reinforced Weldon25	Weldon25	1:1	6000		X	109.5			64		
DWO 0650825	Axial Reinforced Weldon25 Cool Thru*	Weldon25	1:1	6000	X	X	109.5			76.5		

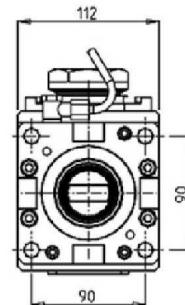
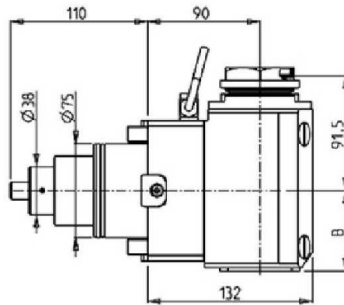
* Coolant Thru tools are designed for 1000 psi.
They require 5 Micron Filtration and **CANNOT** be run dry.

LTC-35 / LTC-50 / LTC-60 / VTL-800 (BMT75)

DRIVEN

QUICK CHANGE AXIAL MTSK-50 REINFORCED DRIVEN TOOL H=90mm

See Accessories for MTSK Quick Change Tool Holder Clamps



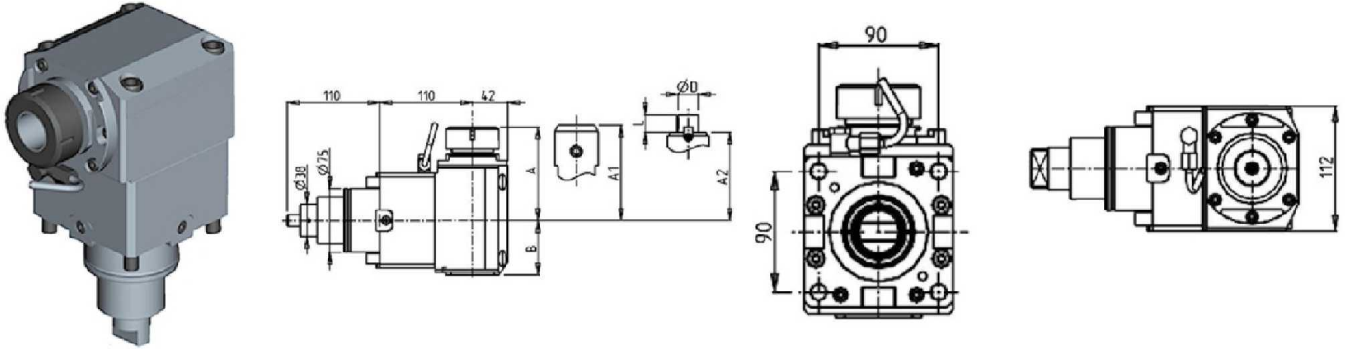
Part Number	Description	Spindle	I	RPM	Reversible	Cool Thru	Ext Cool	B
DWO 2150150	Axial Reinforced MTSK-50	MTSK-50	1:1	6000	X		X	64
DWO 2150250	Axial Reinforced MTSK-50 Cool Thru*	MTSK-50	1:1	6000	X	X	X	76.5

* Coolant Thru tools are designed for 1000 psi.
They require 5 Micron Filtration and **CANNOT** be run dry.

LTC-35 / LTC-50 / LTC-60 / VTL-800 (BMT75)

DRIVEN

AXIAL REINFORCED DRIVEN TOOL H=110mm



Part Number	Description	Spindle	I	RPM	Cool Thru	Ext. Cool	A	A1	A2	B	D	L
DWO 1340140	Axial ER40 Reinforced	ER40	1:1	6000		X	109.7			64		
DWO 1340240	Axial ER40 Reinforced Cool Thru*	ER40	1:1	6000	X	X	109.7			76.5		
DWO 1340522	Axial Ø22x19mm Reinforced	Ø22x19	1:1	6000		X			89	64	22	19
DWO 1340725	Axial Reinforced Weldon25	Weldon25	1:1	6000		X	109.5			64		
DWO 1340825	Axial Reinforced Weldon25 Cool Thru*	Weldon25	1:1	6000	X	X	109.5			76.5		

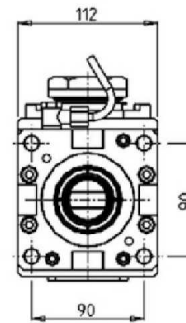
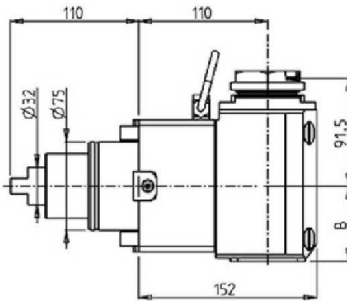
* Coolant Thru tools are designed for 1000 psi.
They require 5 Micron Filtration and **CANNOT** be run dry.

LTC-35 / LTC-50 / LTC-60 / VTL-800 (BMT75)

DRIVEN

QUICK CHANGE AXIAL MTSK-50 REINFORCED DRIVEN TOOL H=110mm

See Accessories for MTSK Quick Change Tool Holder Clamps



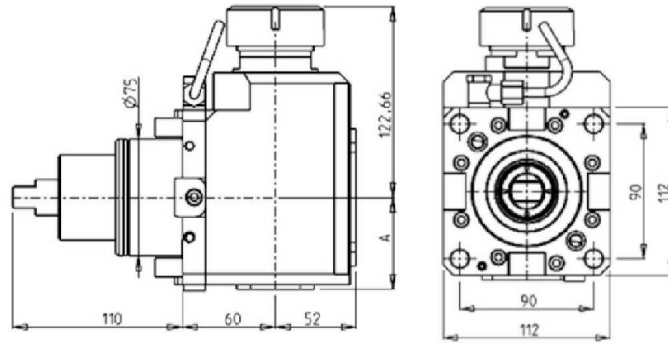

Part Number	Description	Spindle	I	RPM	Reversible	Cool Thru	Ext Cool	B
DWO 2160150	Axial Reinforced MTSK-50	MTSK-50	1:1	6000	X		X	64
DWO 2160250	Axial Reinforced MTSK-50 Cool Thru*	MTSK-50	1:1	6000	X	X	X	76.5

* Coolant Thru tools are designed for 1000 psi.
They require 5 Micron Filtration and **CANNOT** be run dry.

LTC-35 / LTC-50 / LTC-60 / VTL-800 (BMT75)

DRIVEN

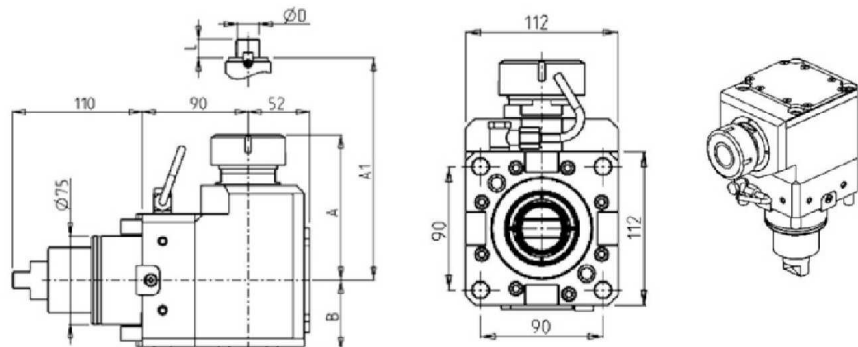
AXIAL GEARED-DOWN 2:1 DRIVEN TOOL H=60mm



Part Number	Description	Reversible	Spindle	I	RPM	Cool Thru	Ext. Cool	A
DWO 0470140	Axial Geared-Down 2:1 ER40 H=60mm	X	ER40	2:1	3000		X	59
DWO 0470240	Axial Geared-Down 2:1 ER40 H=60mm Cool Thru*	X	ER40	2:1	3000	X	X	70

* Coolant Thru tools are designed for 1000 psi.
They require 5 Micron Filtration and **CANNOT** be run dry.

AXIAL GEARED-DOWN 2:1 DRIVEN TOOL H=90mm



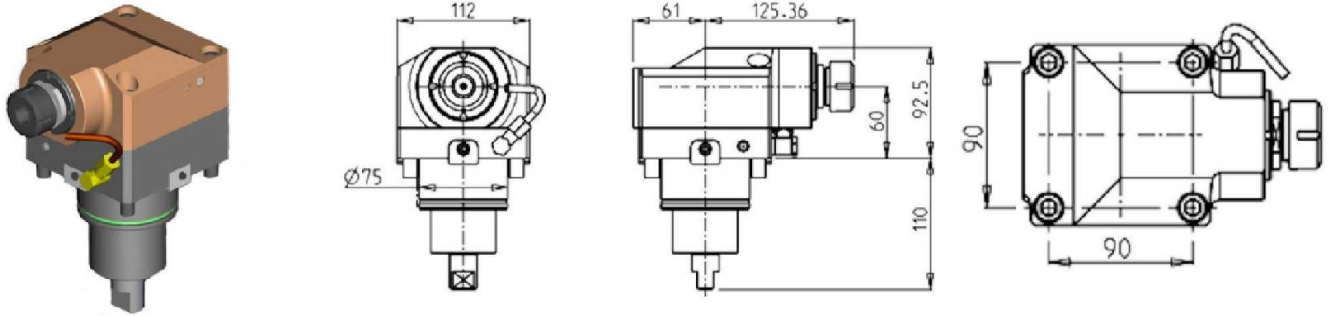
Part Number	Description	Spindle	Reversible	I	RPM	Cool Thru	Ext. Cool	A	A1	B	D	L
DWO 1370140	Axial Geared-Down H=90mm	ER40	X	2:1	3000		X	122.66		59		
DWO 1370240	Axial Geared-Down H=90mm Cool Thru*	ER40	X	2:1	3000	X	X	122.66		70		
DWO 1372733	Axial Geared-Down Mill Head	27x33	X	2:1	3000		X		92.5	59	27	33

* Coolant Thru tools are designed for 1000 psi.
They require 5 Micron Filtration and **CANNOT** be run dry.

LTC-35 / LTC-50 / LTC-60 / VTL-800 (BMT75)

DRIVEN

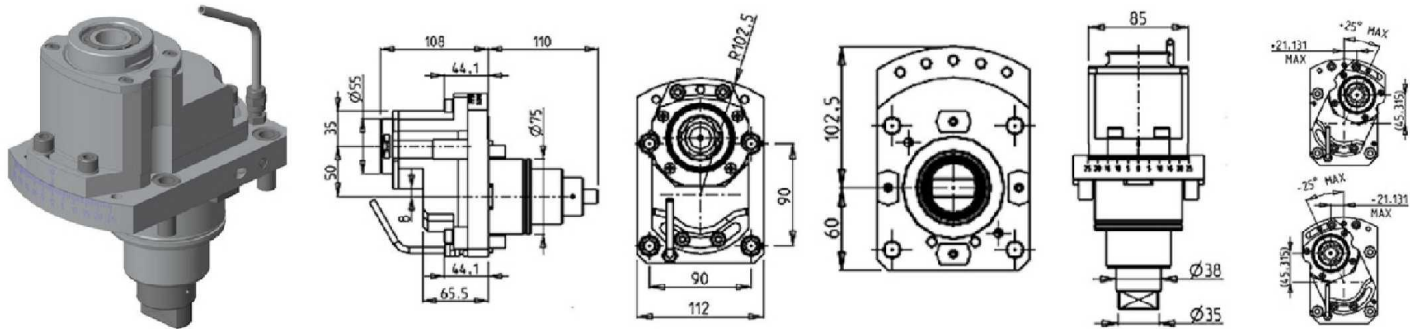
AXIAL GEARED-UP 1:3 DRIVEN TOOL H=60mm



Part Number	Description	Spindle	RPM	I	Cool Thru	Ext. Cool
DWO 0570125	Axial Geared-Up 1:3 H=60mm	ER25	12000	1:3		X
DWO 0570225	Axial Geared-Up 1:3 H=60mm Cool Thru*	ER25	12000	1:3	X	X

* Coolant Thru tools are designed for 1000 psi.
They require 5 Micron Filtration and **CANNOT** be run dry.

RADIAL ±25° ADJUSTABLE ANGLE DRIVEN TOOL REDIRECTED BY 50mm

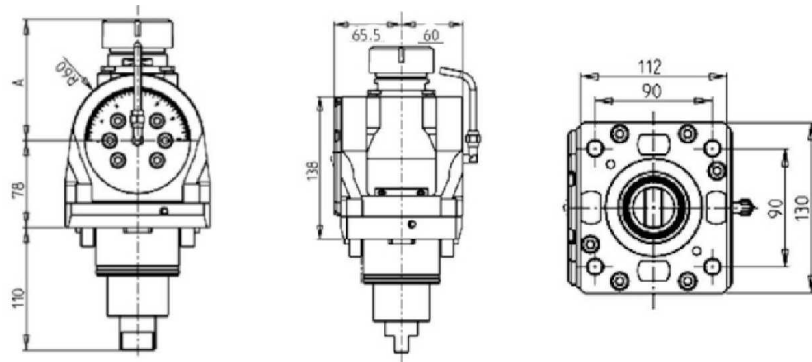


Part Number	Description	Spindle	I	RPM	Reversible	Ext Cool
DWO 2980332	Radial ±25° Adjustable Angle ERA32	ERA32	1:1	6000	X	X

LTC-35 / LTC-50 / LTC-60 / VTL-800 (BMT75)

DRIVEN

0-180 ADJUSTABLE ANGLE DRIVEN TOOL



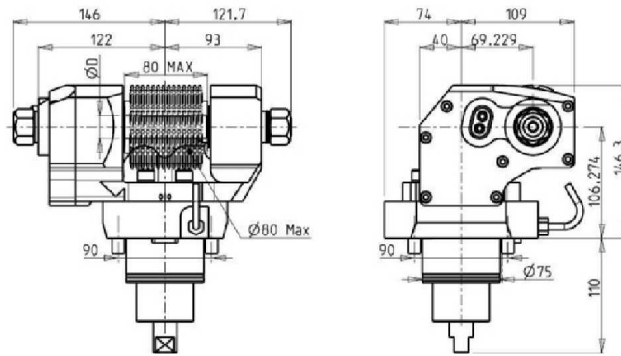

Part Number	Description	Spindle	I	RPM	Cool Thru	Ext. Cool	A
DWO 0820332	0-180 Adj. Angle ERA32	ERA32	1:1	6000		X	81
DWO 0820432	0-180 Adj. Angle ERA32 Cool Thru*	ERA32	1:1	6000	X	X	81
DWO 0820140	0-180 Adj. Angle ER40	ER40	1:1	6000		X	108.66
DWO 0820240	0-180 Adj. Angle ER40 Cool Thru*	ER40	1:1	6000	X	X	108.66

* Coolant Thru tools are designed for 1000 psi.
They require 5 Micron Filtration and **CANNOT** be run dry.

Note :

Wrenches are provided with the purchase of Specialty Toolholders

GEAR HOBBER- REINFORCED



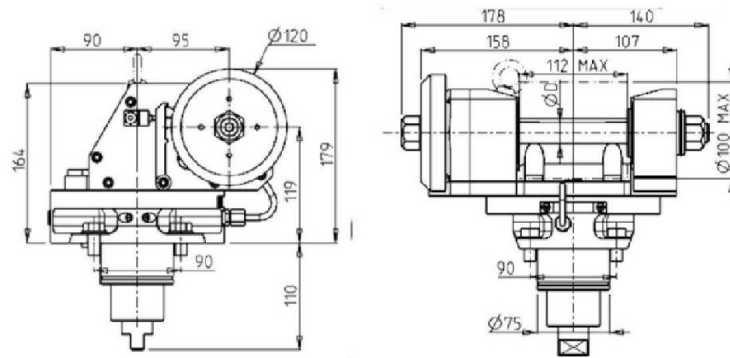

Part Number	Description	Reversible	I	RPM	Ext. Cool	D mm	D Inch
DWO 0251100	Gear Hobbing Tool	X	1:1	6000	X	16-22-27-32	3/4"-1"-1 1/4"
DWO 0252100	Gear Hobbing Tool Geared Down	X	2:1	3000	X	16-22-27-32	3/4"-1"-1 1/4"

Note : Wrenches are provided with the purchase of Specialty Toolholders

LTC-35 / LTC-50 / LTC-60 / VTL-800 (BMT75)

DRIVEN

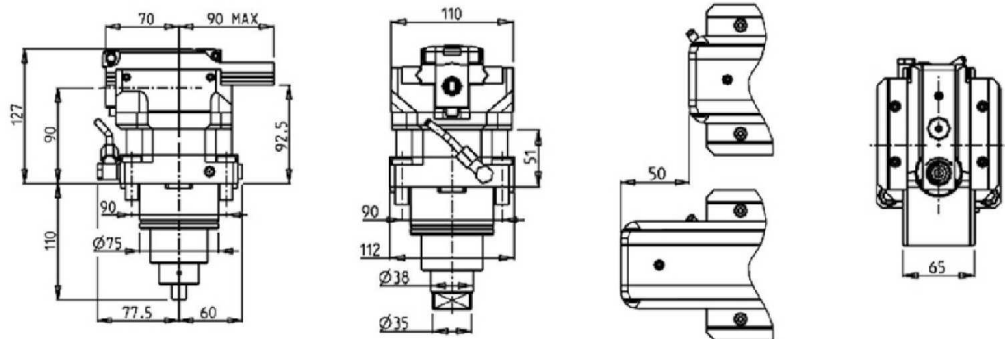

GEAR HOBBER - LARGE SIZE



Part Number	Description	I	RPM	Ext. Cool	D (mm)
DWO 0811100	Gear Hobber- Large Size	1:1	6000	X	22-27-32
DWO 0812100	Gear Hobber- Large Size 2:1	2:1	3000	X	22-27-32

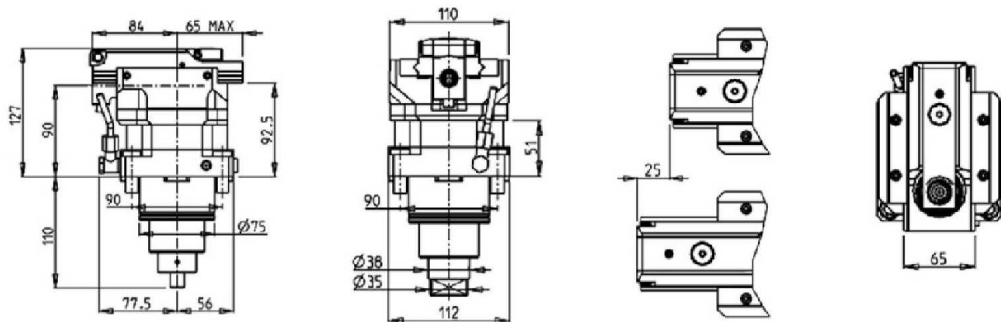
Note : Wrenches are provided with the purchase of Specialty Toolholders

BROACHING/SLOTING TOOL 50mm STROKE H=90mm



Part Number	Description	I	MAX RPM	Reversible	Ext Cool
DWO 1980100	Broaching/Slotting Tool 50mm Stroke H=90mm	4:1	2000	X	X

BROACHING/SLOTING TOOL 25mm STROKE H=90mm

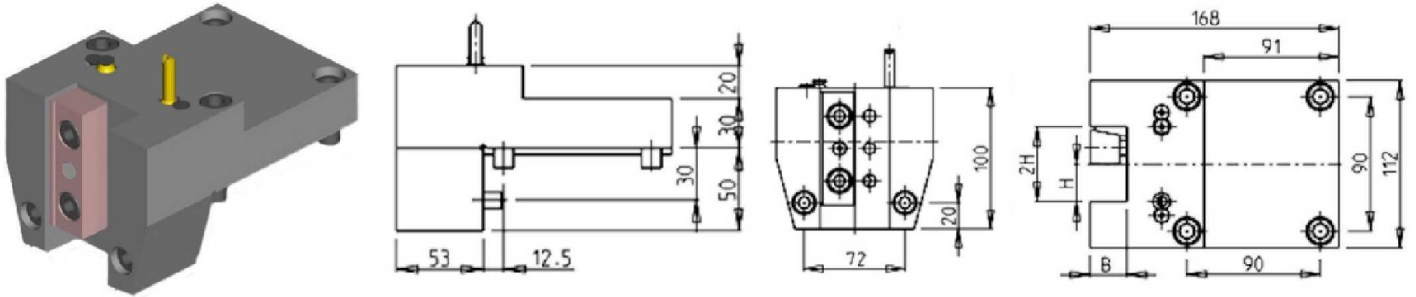


Part Number	Description	I	MAX RPM	Reversible	Ext Cool
DWO 1980200	Broaching/Slotting Tool 25mm Stroke H=90mm	4:1	2400	X	X

LTC-35 / LTC-50 / LTC-60 / VTL-800 (BMT75)

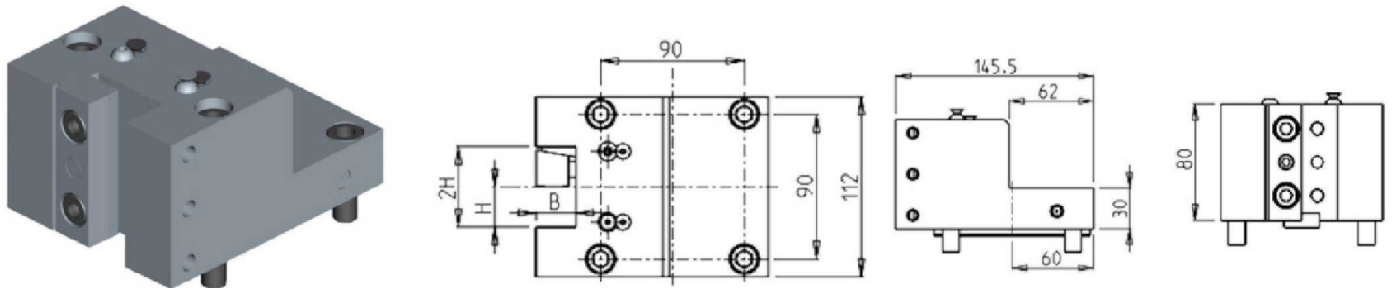
STATIC

RADIAL SINGLE STATIC TOOL



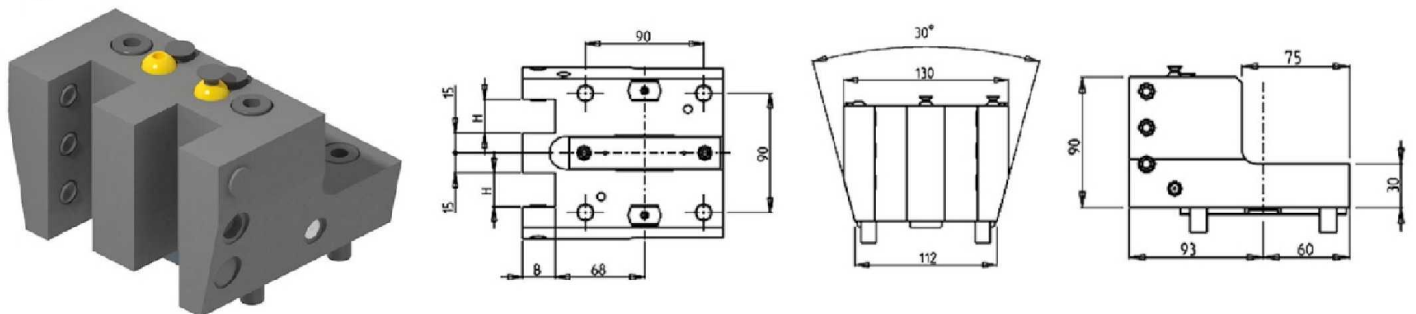
Part Number	Description	# of Tools	Dimensions	B	H
0902540	Radial Static Tool 1" x 1"	1	Inch	1"	1"
0903175	Radial Static Tool 1 1/4" x 1 1/4"	1	Inch	1 1/4"	1 1/4"
0902500	Radial Static Tool 25mm x 25 mm	1	mm	25	25
0903200	Radial Static Tool 32mm x 32mm	1	mm	32	32

RADIAL SINGLE STATIC TOOL



Part Number	Description	# of Tools	Reversible	Dimensions	B	H
DWO 0752500	Radial Single Static Tool	1	X	mm	25	25

RADIAL SINGLE SIDE TWIN STATIC TOOL

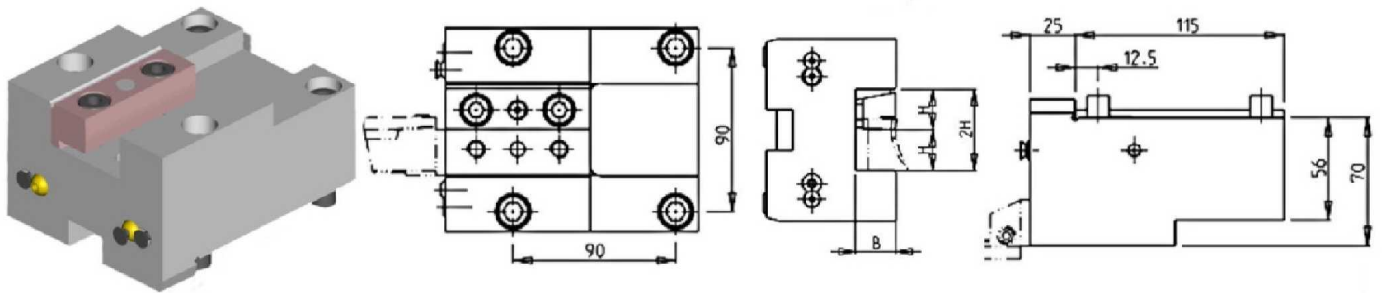


Part Number	Description	Reversible	Dimensions	H	B
DWO 3792500	Radial Single Side Twin Static Tool \varnothing 25mm	X	mm	25	25

LTC-35 / LTC-50 / LTC-60 / VTL-800 (BMT75)

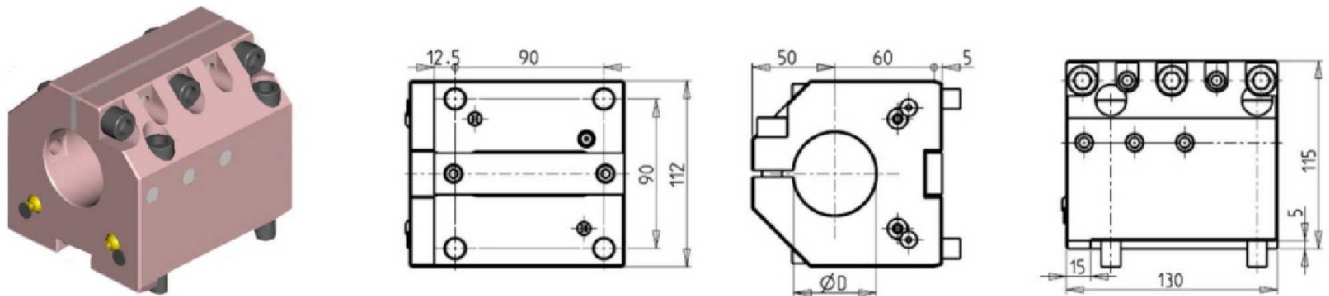
STATIC

AXIAL SINGLE STATIC TOOL



Part Number	Description	# of Tools	Reversible	Dimensions	B	H
0912540	Axial Static Tool 1" x 1"	1	X	Inch	1"	1"
0913175	Axial Static Tool 1 1/4" x 1 1/4"	1	X	Inch	1 1/4"	1 1/4"
0912500	Axial Static Tool 25mm x 25mm	1	X	mm	25	25
0913200	Axial Static Tool 32mm x 32mm	1	X	mm	32	32

AXIAL SINGLE BORING BAR HOLDER H=60mm

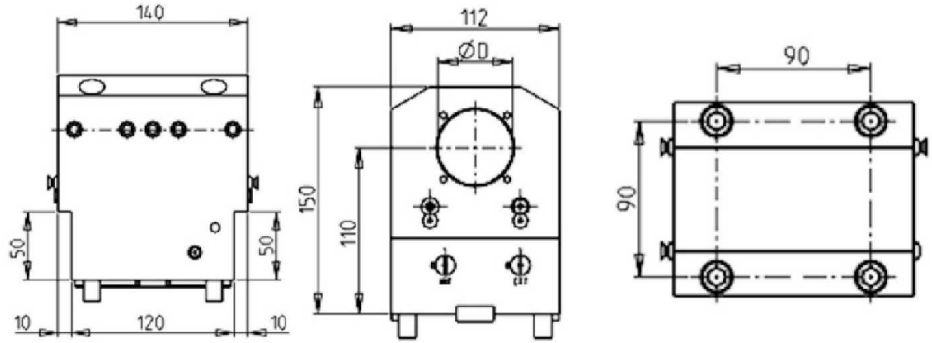



Part Number	Description	# of Tools	Reversible	Cool Thru	Ext. Cool	Dimensions	D
DWO 0363810	Axial BBH: 1 1/2"	1	X	X	X	Inch	1 1/2"
DWO 0365080	Axial BBH: 2.0"	1	X	X	X	Inch	2.0"
DWO 0364000	Axial BBH: 40mm	1	X	X	X	mm	40
DWO 0365000	Axial BBH: 50mm	1	X	X	X	mm	50
KIT 1001003	Plug & Seal Kit for 40mm BBH to Make Cool Thru						
KIT 1001004	Plug & Seal Kit for 1-1/2" BBH to Make Cool Thru						
KIT 1001002	Plug & Seal Kit for 50mm or 2" BBH to Make Cool Thru						

LTC-35 / LTC-50 / LTC-60 / VTL-800 (BMT75)

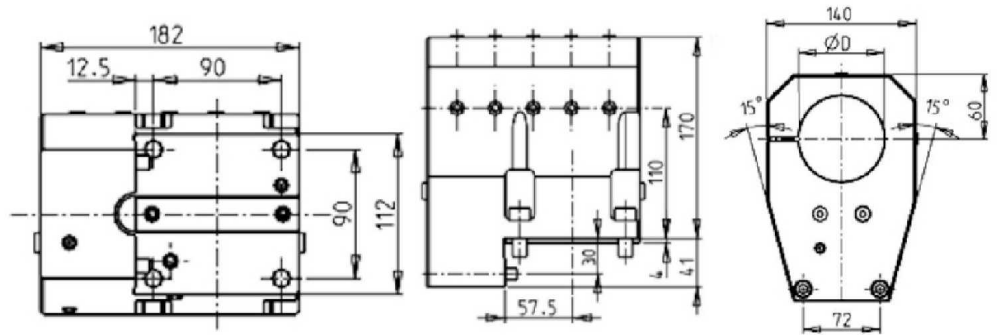

STATIC

AXIAL SINGLE BORING BAR HOLDER 50mm H=110mm



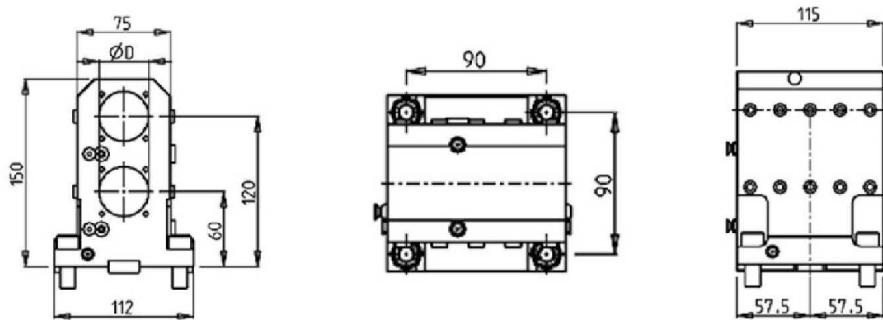

Part Number	Description	# of Tools	Cool Thru	Ext. Cool	Dimensions	D
DWO 1335000	Axial Single BBH 50mm H=110mm	1	X	X	mm	50
KIT 1000002	Plug for 50mm BBH to Make Cool Thru					

AXIAL SINGLE BORING BAR HOLDER 80mm H=110mm



Part Number	Description	# of Tools	Cool Thru	Ext. Cool	Dimensions	D
DWO 0848000	Axial Single BBH: H=110mm	1	X	X	mm	80
KIT 1005013	Plug & Seal Kit for 80mm BBH to Make Cool Thru					

AXIAL DOUBLE BORING BAR HOLDER 40mm

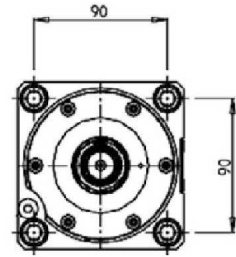
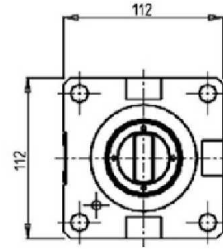
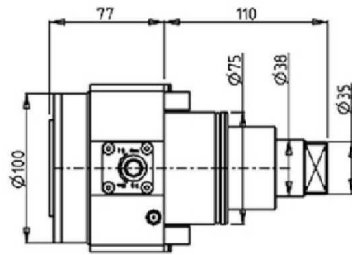


Part Number	Description	Reversible	Cool Thru	Ext Cool	Dimensions	D
DWO 2414000	Axial Double BBH 40mm	X	X	X	mm	40
KIT 1000019	Plug for 40mm BBH to Make Cool Thru					

LTC-35 / LTC-50 / LTC-60 / VTL-800 (BMT75)

DRIVEN

RADIAL DRIVEN TOOL CAPTO C5



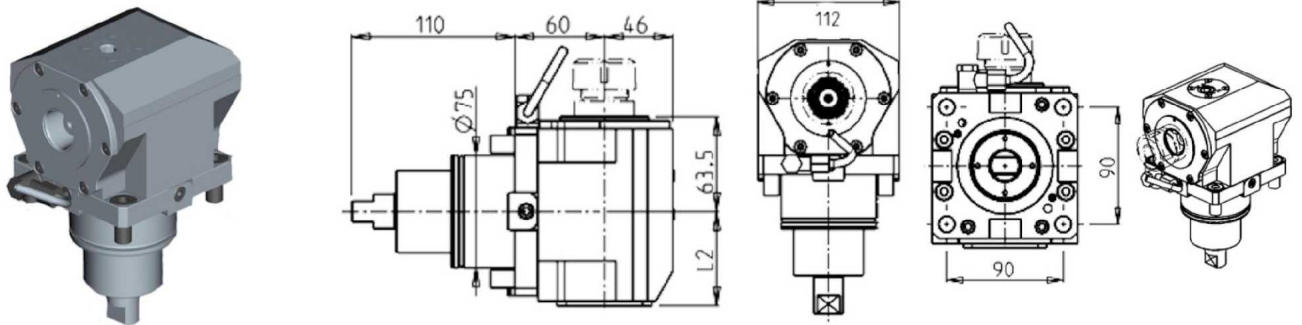
Part Number	Description	Size	I	RPM	Cool Thru	Ext Cool
DWO 3030250	Radial Driven Tool Capto C5	C5	1:1	6000	X	X

* Coolant Thru tools are designed for 1000 psi.
They require 5 Micron Filtration and **CANNOT** be run dry.

LTC-35 / LTC-50 / LTC-60 / VTL-800 (BMT75)

DRIVEN

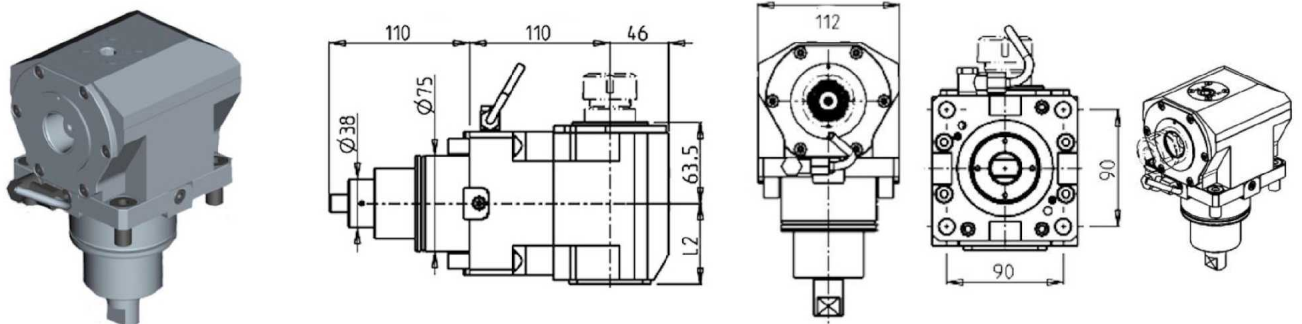
AXIAL DRIVEN TOOL COROMANT CAPTO H=60mm



Part Number	Description	Reversible	Size	I	RPM	Cool Thru	Ext. Cool	L2
DWO 0610140	Axial Capto C4	X	C4	1:1	6000		X	63
DWO 0610240	Axial Capto C4 Cool Thru*	X	C4	1:1	6000	X	X	75.5
DWO 0610150	Axial Capto C5	X	C5	1:1	6000		X	63
DWO 0610250	Axial Capto C5 Cool Thru*	X	C5	1:1	6000	X	X	75.5

* Coolant Thru tools are designed for 1000 psi.
They require 5 Micron Filtration and **CANNOT** be run dry.

AXIAL DRIVEN TOOL COROMANT CAPTO H=110mm



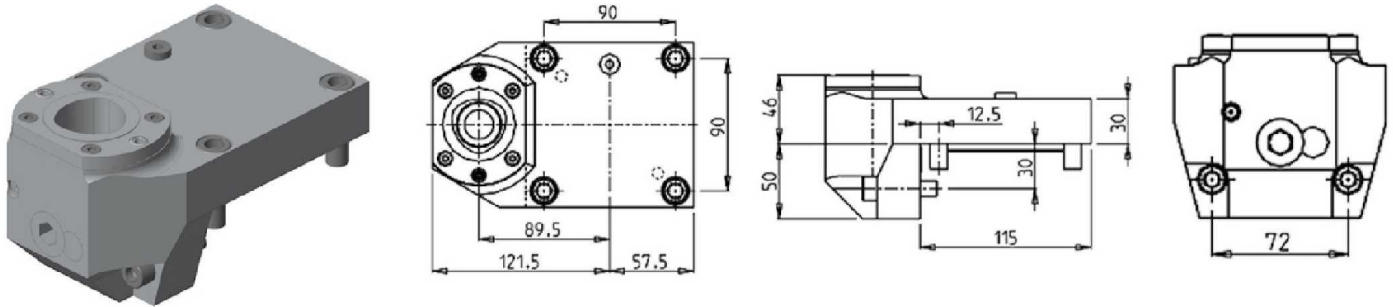
Part Number	Description	Size	I	RPM	Reversible	Cool Thru	Ext Cool	L2
DWO 3430140	Axial Driven Tool Capto C4	C4	1:1	6000	X		X	63
DWO 3430240	Axial Driven Tool Capto C4 Cool Thru*	C4	1:1	6000	X	X	X	75.5
DWO 3430150	Axial Driven Tool Capto C5	C5	1:1	6000	X		X	63
DWO 3430250	Axial Driven Tool Capto C5 Cool Thru*	C5	1:1	6000	X	X	X	75.5

* Coolant Thru tools are designed for 1000 psi.
They require 5 Micron Filtration and **CANNOT** be run dry.

LTC-35 / LTC-50 / LTC-60 / VTL-800 (BMT75)

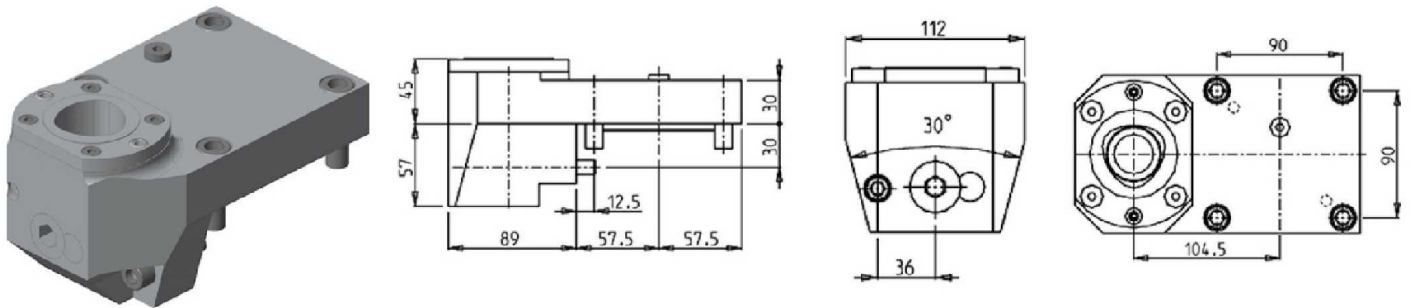
STATIC

RADIAL SINGLE REAR-SET STATIC TOOL CAPTO C5



Part Number	Description	# of Tools	Cool Thru	Ext Cool	Size
DWO 0505010	Radial Single Rear Set Static Tool C5 Right Version	1	X	X	C5
DWO 0505010LC	Radial Single Rear Set Static Tool C5 Left Version	1	X	X	C5

RADIAL SINGLE REAR-SET STATIC TOOL CAPTO C6

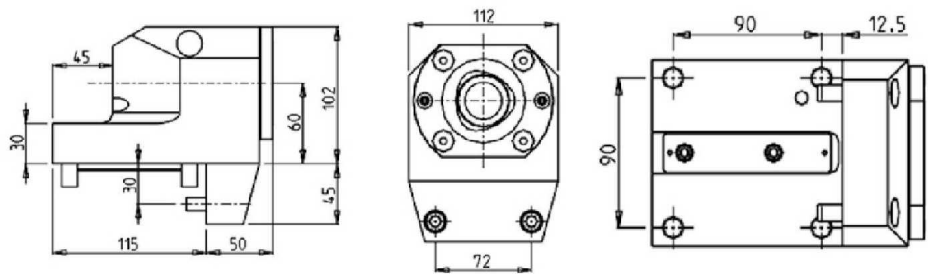



Part Number	Description	# of Tools	Cool Thru	Ext Cool	Size
DWO 3716010	Radial Single Rear Set Static Tool C6 Right Version	1	X	X	C6
DWO 3716010LC	Radial Single Rear Set Static Tool C6 Left Version	1	X	X	C6

LTC-35 / LTC-50 / LTC-60 / VTL-800 (BMT75)

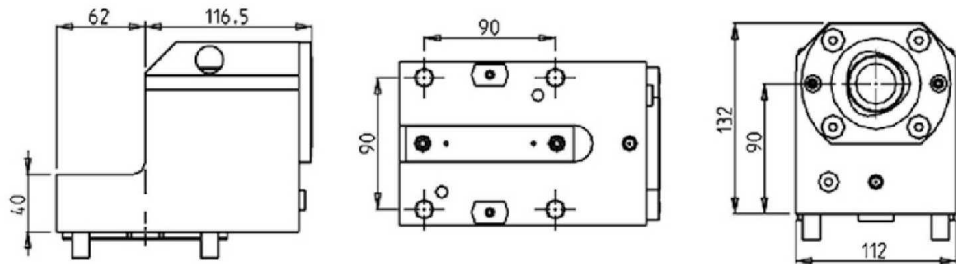

STATIC

AXIAL SINGLE STATIC TOOL CAPTO C6



Part Number	Description	# of Tools	Cool Thru	Size
DWO 0516010	Axial Single Static Tool Capto C6 Right Version	1	X	C6
DWO 0516010LC	Axial Single Static Tool Capto C6 Left Version	1	X	C6

AXIAL SINGLE STATIC TOOL CAPTO C6

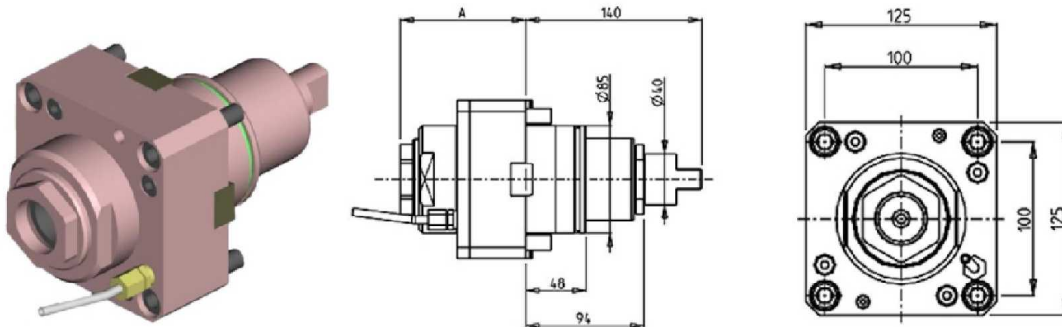


Part Number	Description	# of Tools	Cool Thru	Ext Cool	Reversible	Size
DWO 2856010	Axial Single Static Tool Capto C6 Right Version	1	X	X	X	C6
DWO 2856010LC	Axial Single Static Tool Capto C6 Left Version	1	X	X	X	C6

LTC-65 (BMT85)

DRIVEN

RADIAL DRIVEN TOOL

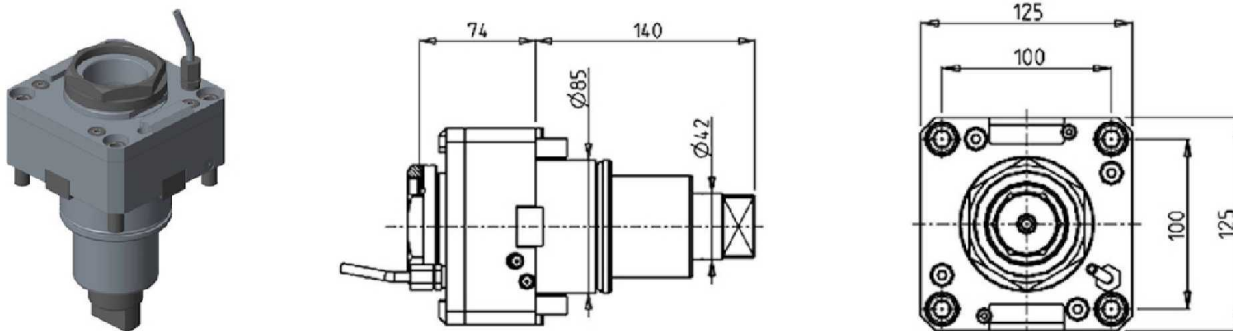


Part Number	Description	Spindle	I	RPM	Cool Thru	Ext. Cool	A
DWO 1240150	Radial ERA50	ERA50	1:1	3000		X	99.8
DWO 3610450	Radial ERA50 Cool Thru*	ERA50	1:1	3000	X	X	102.3

* Coolant Thru tools are designed for 1000 psi.
They require 5 Micron Filtration and **CANNOT** be run dry.

QUICK CHANGE RADIAL MTSK-63 DRIVEN TOOL

See Accessories for MTSK Quick Change Tool Holder Clamps



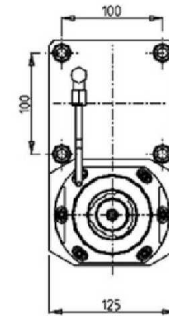
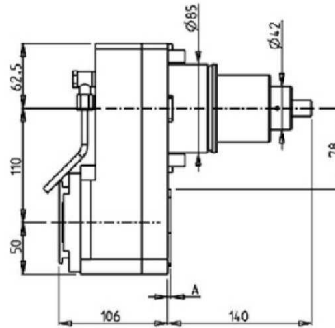
Part Number	Description	Spindle	I	RPM	Cool Thru	Ext Cool
DWO 1750163	Radial MTSK-63	MTSK-63	1:1	3000		X
DWO 1750263	Radial MTSK-63 Cool Thru*	MTSK-63	1:1	3000	X	X

*Coolant Thru tools are designed for 400 psi MAX.
They require 5 Micron Filtration and **CANNOT** be run dry.

LTC-65 (BMT85)

DRIVEN

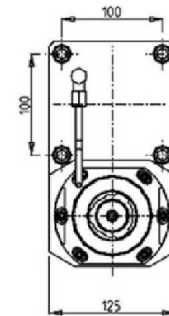
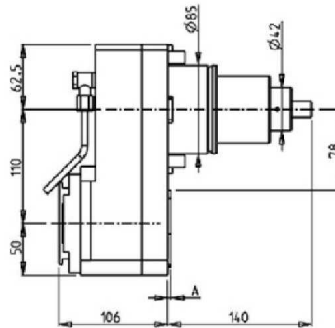

RADIAL DRIVEN TOOL RE-DIRECTED IN Z BY 110mm



Part Number	Description	Spindle	I	RPM	Cool Thru	Ext Cool	A
DWO 2121140	Radial ERA40 Re-Directed in Z by 110mm	ERA40	1:1	3000		X	3
DWO 2121240	Radial ERA40 Re-Directed in Z by 110mm Cool Thru*	ERA40	1:1	3000	X	X	14

* Coolant Thru tools are designed for 1000 psi.
They require 5 Micron Filtration and **CANNOT** be run dry.

RADIAL GEARED-DOWN 2:1 DRIVEN TOOL RE-DIRECTED IN Z BY 110mm



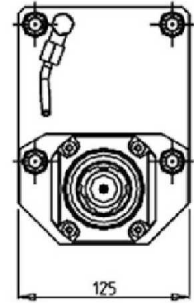
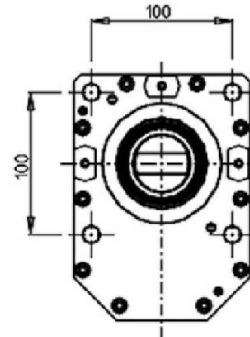
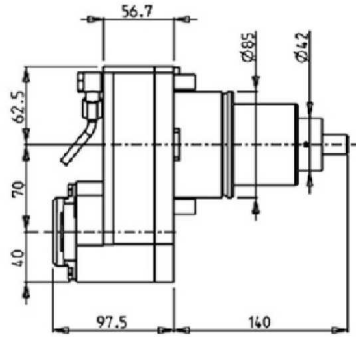
Part Number	Description	Spindle	I	RPM	Cool Thru	Ext Cool	A
DWO 2122140	Radial ERA40 Geared-Down Re-Directed in Z by 110mm	ERA40	2:1	1500		X	3
DWO 2122240	Radial ERA40 Geared-Down Re-Directed in Z by 110mm Cool Thru*	ERA40	2:1	1500	X	X	14

* Coolant Thru tools are designed for 1000 psi.
They require 5 Micron Filtration and **CANNOT** be run dry.

LTC-65 (BMT85)

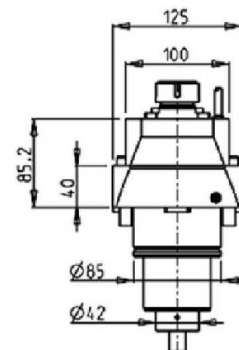
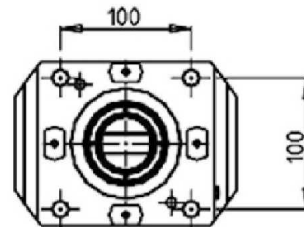
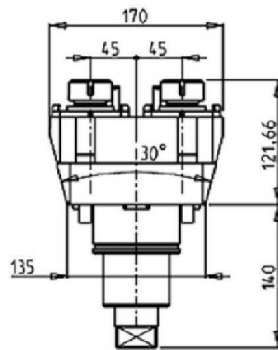

DRIVEN

RADIAL GEARED-UP 1:3 DRIVEN TOOL REDIRECTED IN Z BY 70mm



Part Number	Description	Spindle	I	RPM	Reversible	Ext Cool
DWO 3320332	Radial Geared-Up 1:3 ERA32	ERA32	1:3	9000	X	X

RADIAL SINGLE SIDE TWIN HEAD DRIVEN TOOL IN Y

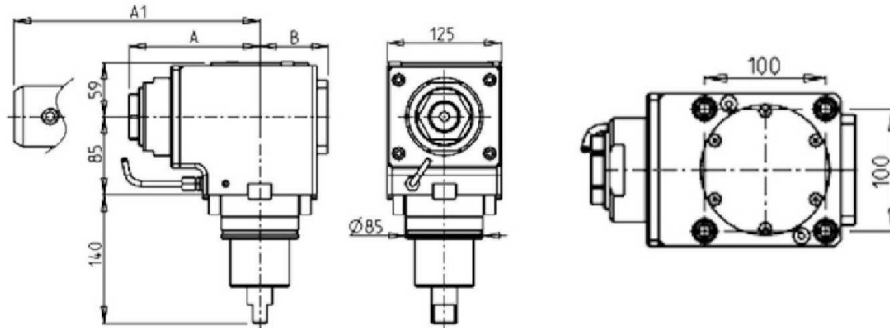



Part Number	Description	Spindle	I	RPM	Ext Cool
DWO 3330225	Radial Single Side Twin Head Driven Tool ER25	ER25	1:1	3000	X

LTC-65 (BMT85)

DRIVEN

AXIAL DRIVEN TOOL H=85mm

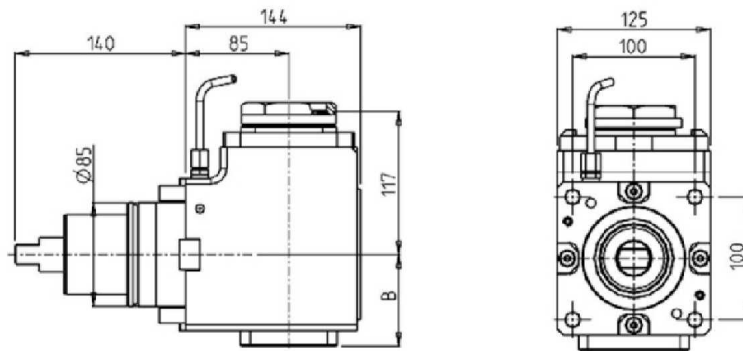


Part Number	Description	Reversible	Spindle	I	RPM	Cool Thru	Ext. Cool	A	A1	B
DWO 3200150	Axial ERA50	X	ERA50	1:1	3000		X	145.3		75
DWO 3200250	Axial ERA50 Cool Thru*	X	ERA50	1:1	3000	X	X	145.3		86
DWO 3200350	Axial ER50	X	ER50	1:1	3000		X	153.47		75
DWO 3200450	Axial ER50 Cool Thru*	X	ER50	1:1	3000	X	X	153.47		86
DWO 1390240	Axial Weldon40	X	Weldon 40	1:1	3000		X		175.5	75
DWO 1390140	Axial Weldon40 Cool Thru*	X	Weldon 40	1:1	3000	X	X		175.5	86

* Coolant Thru tools are designed for 1000 psi.
They require 5 Micron Filtration and **CANNOT** be run dry.

QUICK CHANGE AXIAL MTSK DRIVEN TOOL H=85mm

See Accessories for MTSK Quick Change Tool Holder Clamps



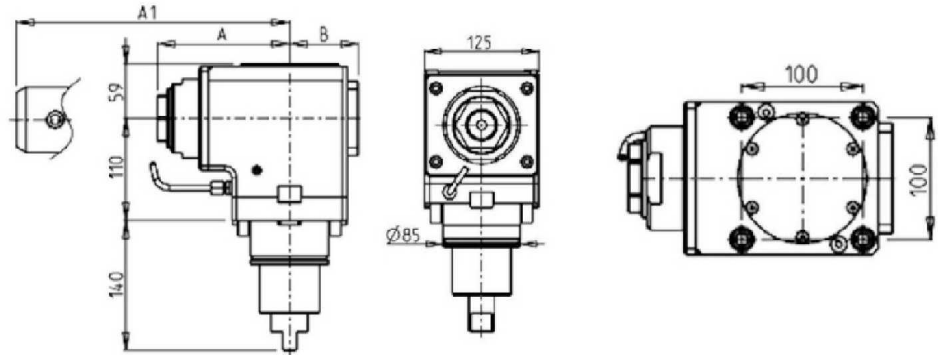
Part Number	Description	Spindle	I	RPM	Reversible	Cool Thru	Ext Cool	B
DWO 2990163	Axial MTSK-63	MTSK-63	1:1	3000	X		X	75
DWO 2990263	Axial MTSK-63 Cool Thru*	MTSK-63	1:1	3000	X	X	X	86

* Coolant Thru tools are designed for 1000 psi.
They require 5 Micron Filtration and **CANNOT** be run dry.

LTC-65 (BMT85)

DRIVEN

AXIAL DRIVEN TOOL H=110mm

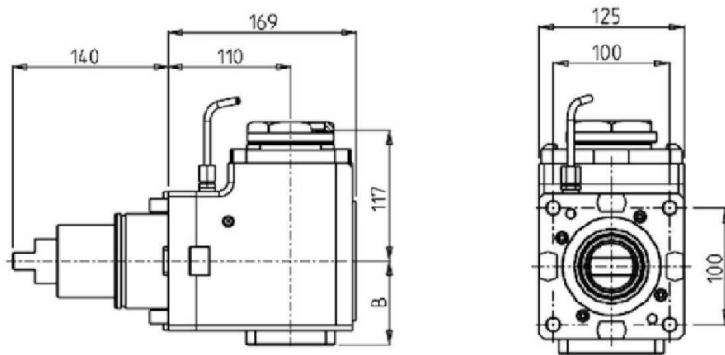


Part Number	Description	Reversible	Spindle	I	RPM	Cool Thru	Ext. Cool	A	A1	B
DWO 3190150	Axial ERA50	X	ERA50	1:1	3000		X	145.3		75
DWO 3190250	Axial ERA50 Cool Thru*	X	ERA50	1:1	3000	X	X	145.3		86
DWO 3190350	Axial ER50	X	ER50	1:1	3000		X	153.5		75
DWO 3190450	Axial ER50 Cool Thru*	X	ER50	1:1	3000	X	X	153.5		86
DWO 1290240	Axial Weldon40 H=110mm	X	Weldon 40	1:1	3000		X		175.5	75
DWO 1290140	Axial Weldon40 Cool Thru*	X	Weldon 40	1:1	3000	X	X		175.5	86

* Coolant Thru tools are designed for 1000 psi.
They require 5 Micron Filtration and **CANNOT** be run dry.

QUICK CHANGE AXIAL MTSK DRIVEN TOOL H=110mm

See Accessories for MTSK Quick Change Tool Holder Clamps



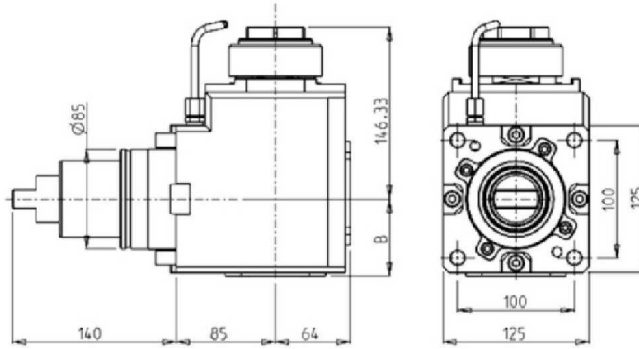
Part Number	Description	Spindle	I	RPM	Reversible	Cool Thru	Ext Cool	B
DWO 1600163	Axial MTSK63 H=110mm	MTSK63	1:1	3000	X		X	75
DWO 1600263	Axial MTSK63 H=110mm Cool Thru*	MTSK63	1:1	3000	X	X	X	86

* Coolant Thru tools are designed for 1000 psi.
They require 5 Micron Filtration and **CANNOT** be run dry.

LTC-65 (BMT85)

DRIVEN

AXIAL GEARED-DOWN 2:1 DRIVEN TOOL H=85mm

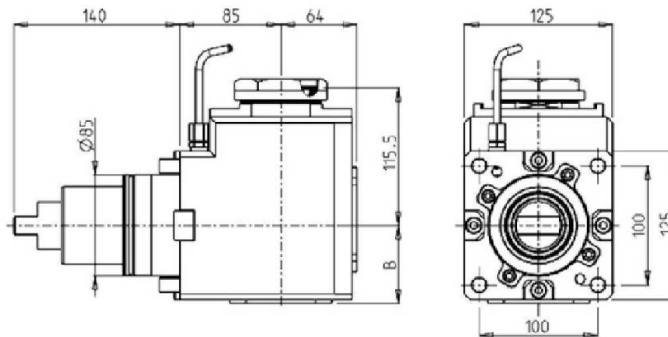


Part Number	Description	Reversible	Spindle	I	RPM	Cool Thru	Ext. Cool	B
DWO 0460150	Axial Geared-Down ERA50	X	ERA50	2:1	1500		X	65.5
DWO 0460250	Axial Geared-Down ERA50 Cool Thru*	X	ERA50	2:1	1500	X	X	82

* Coolant Thru tools are designed for 1000 psi.
They require 5 Micron Filtration and **CANNOT** be run dry.

QUICK CHANGE AXIAL MTSK GEARED-DOWN 2:1 DRIVEN TOOL H=85mm

See Accessories for MTSK Quick Change Tool Holder Clamps



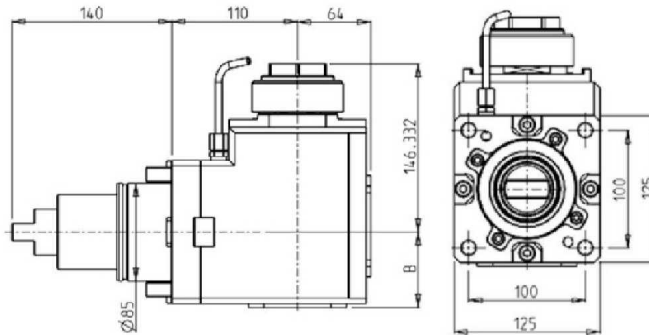
Part Number	Description	Reversible	Spindle	I	RPM	Cool Thru	Ext. Cool	B
DWO 0760163	Axial MTSK-63 Geared-Down	X	MTSK-63	2:1	1500		X	65.5
DWO 0760263	Axial MTSK-63 Geared-Down Cool Thru*	X	MTSK-63	2:1	1500	X	X	82

* Coolant Thru tools are designed for 1000 psi.
They require 5 Micron Filtration and **CANNOT** be run dry.

LTC-65 (BMT85)

DRIVEN

AXIAL GEARED-DOWN 2:1 DRIVEN TOOL H=110mm

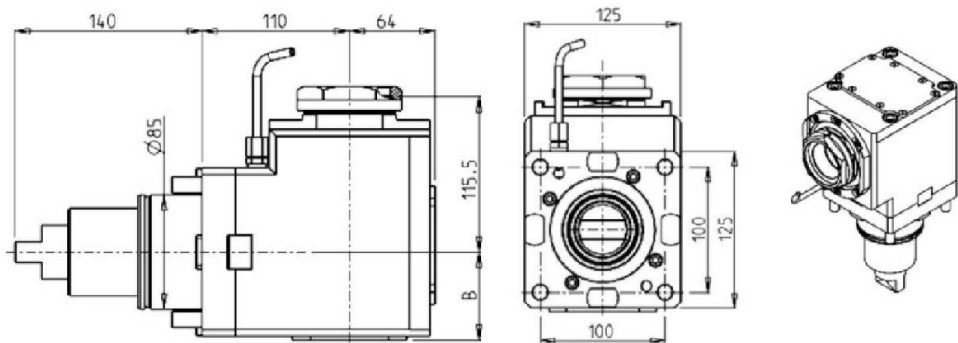


Part Number	Description	Spindle	Reversible	I	RPM	Cool Thru	Ext. Cool	B
DWO 1210150	Axial ERA50 Geared-Down 2:1	ERA50	X	2:1	1500		X	65.5
DWO 1210250	Axial ERA50 Geared-Down 2:1 Cool Thru*	ERA50	X	2:1	1500	X	X	82

* Coolant Thru tools are designed for 1000 psi.
They require 5 Micron Filtration and **CANNOT** be run dry.

QUICK CHANGE AXIAL MTSK GEARED-DOWN 2:1 DRIVEN TOOL H=110mm

See Accessories for MTSK Quick Change Tool Holder Clamps



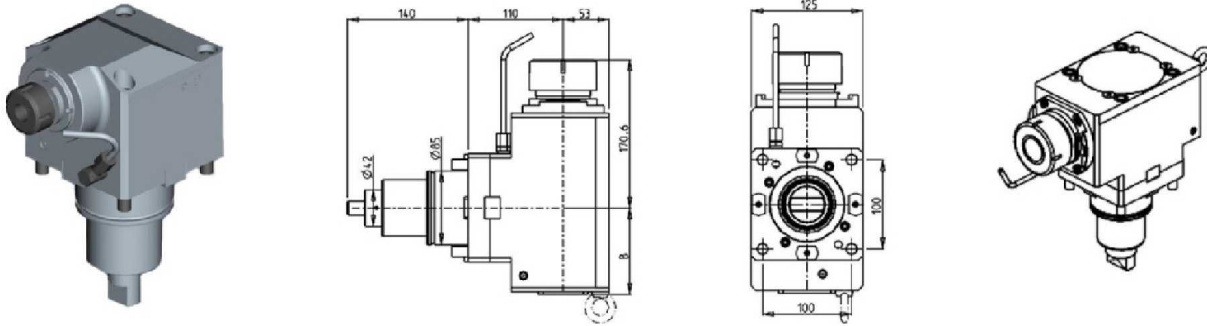
Part Number	Description	Spindle	Reversible	I	RPM	Cool Thru	Ext. Cool	B
DWO 1200163	MTSK-63 Geared-Down 2:1	MTSK-63	X	2:1	1500		X	65.5
DWO 1200263	MTSK-63 Geared-Down 2:1 Cool Thru*	MTSK-63	X	2:1	1500	X	X	82

* Coolant Thru tools are designed for 1000 psi.
They require 5 Micron Filtration and **CANNOT** be run dry.

LTC-65 (BMT85)

DRIVEN

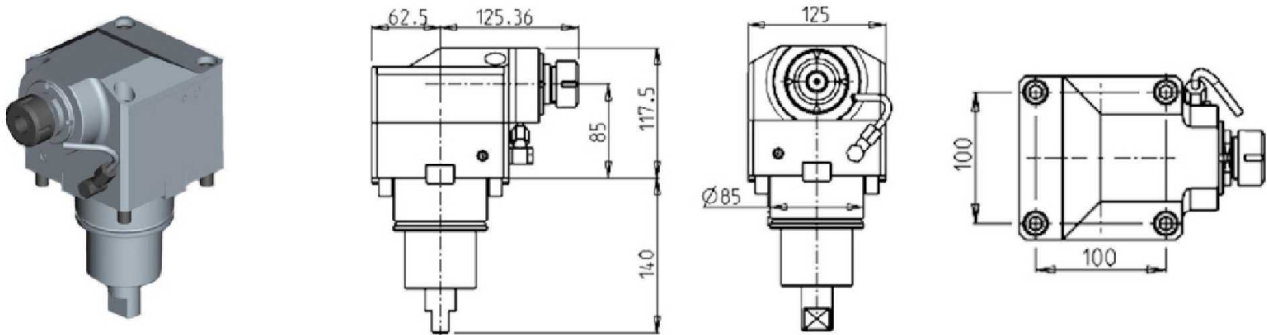
AXIAL GEARED-UP 1:2 DRIVEN TOOL H=110mm



Part Number	Description	Spindle	I	RPM	Reversible	Cool Thru	Ext Cool	B
DWO 3270150	Axial Geared-Up 1:2 ER50	ER50	1:2	6000	X		X	99.5
DWO 3270250	Axial Geared-Up 1:2 ER50 Cool Thru*	ER50	1:2	6000	X	X	X	108

* Coolant Thru tools are designed for 1000 psi.
They require 5 Micron Filtration and **CANNOT** be run dry.

AXIAL GEARED-UP 1:3 DRIVEN TOOL



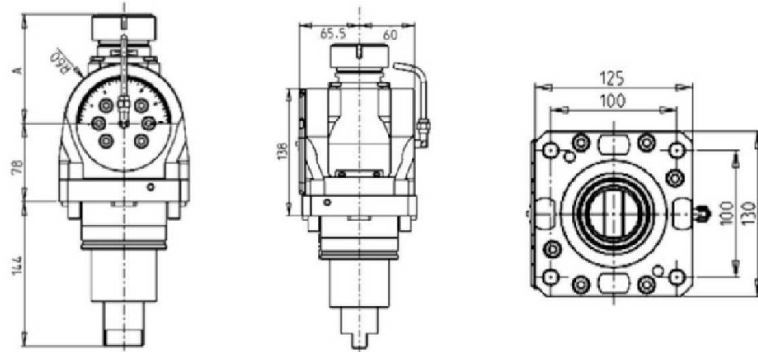
Part Number	Description	Spindle	I	RPM	Cool Thru	Ext. Cool
DWO 0580125	Axial Geared-Up 1:3 ER25	ER25	1:3	9000		X
DWO 0580225	Axial Geared-Up 1:3 ER25 Cool Thru*	ER25	1:3	9000	X	X

* Coolant Thru tools are designed for 1000 psi.
They require 5 Micron Filtration and **CANNOT** be run dry.

LTC-65 (BMT85)

DRIVEN

0-180 ADJUSTABLE ANGLE DRIVEN TOOL



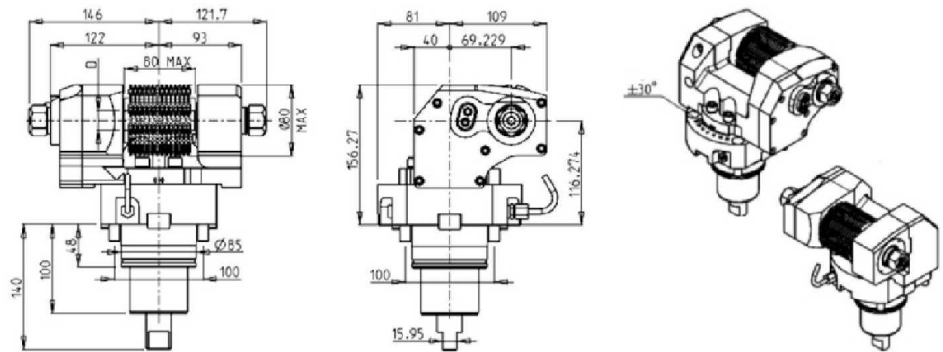

Part Number	Description	Spindle	I	RPM	Cool Thru	Ext. Cool	A
DWO 0830332	0-180 Adj. Angle ERA32 BMT85	ERA32	1:1	3000		X	81
DWO 0830432	0-180 Adj. Angle ERA32 BMT85 Cool Thru*	ERA32	1:1	3000	X	X	81
DWO 0830140	0-180 Adj. Angle ER40 BMT85	ER40	1:1	3000		X	108.66
DWO 0830240	0-180 Adj. Angle ER40 BMT85 Cool Thru*	ER40	1:1	3000	X	X	108.66

* Coolant Thru tools are designed for 1000 psi.
They require 5 Micron Filtration and **CANNOT** be run dry.

Note :

Wrenches are provided with the purchase of Specialty Toolholders

GEAR HOBBER - REINFORCED



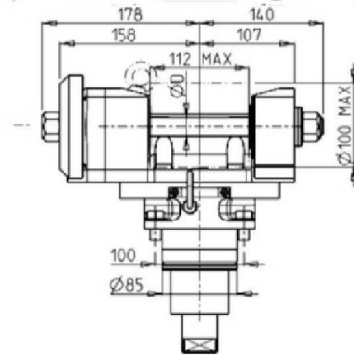
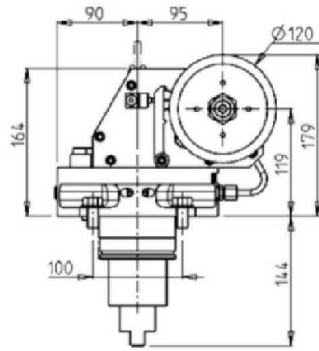

Part Number	Description	I	RPM	Ext. Cool	D (mm)	D (Inch)
DWO 0181100	Driven Gear Hobber 1:1	1:1	3000	X	16-22-27-32	3/4"-1"-1 1/4"
DWO 0182100	Driven Gear Hobber 2:1	2:1	1500	X	16-22-27-32	3/4"-1"-1 1/4"

Note : Wrenches are provided with the purchase of Specialty Toolholders

LTC-65 (BMT85)

DRIVEN

GEAR HOBBER - LARGE SIZE



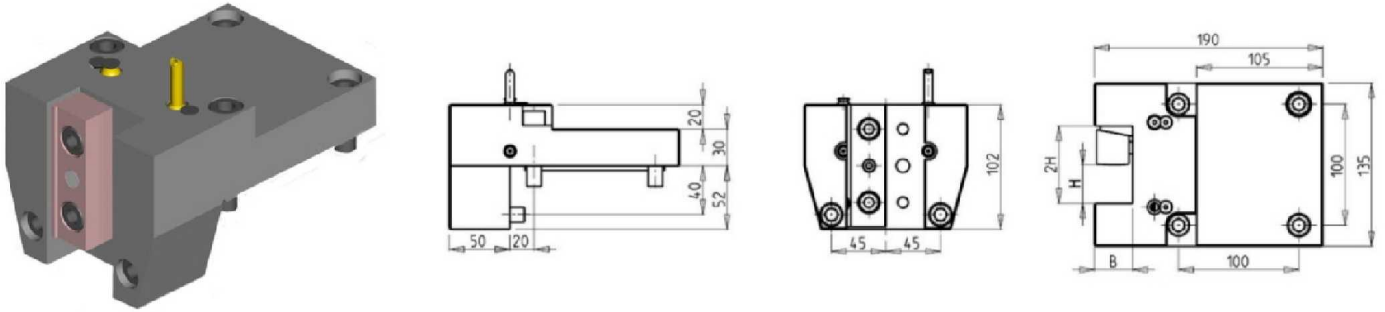
Part Number	Description	I	RPM	Ext. Cool	D (mm)
DWO 0851100	Heavy Duty Gear Hobber 1:1	1:1	3000	X	22-27-32
DWO 0852100	Heavy Duty Gear Hobber 2:1	2:1	1500	X	22-27-32

Note : Wrenches are provided with the purchase of Specialty Toolholders

LTC-65 (BMT85)

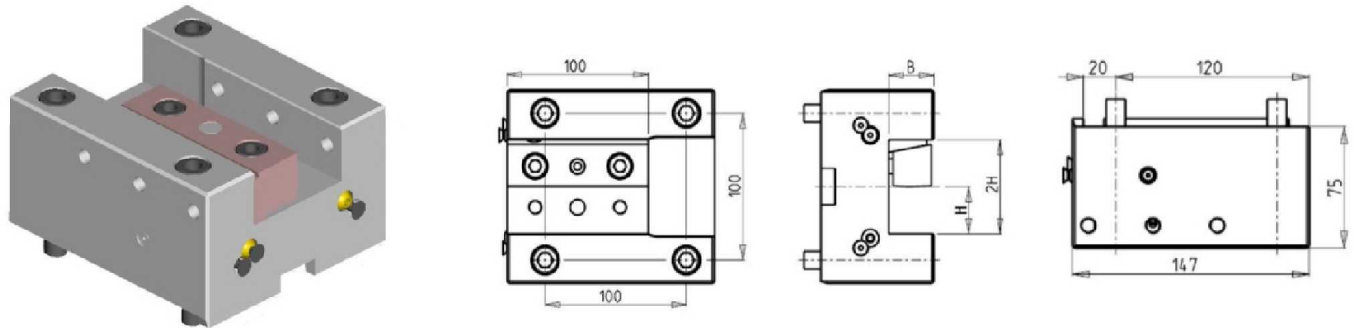
STATIC

RADIAL SINGLE STATIC TOOL



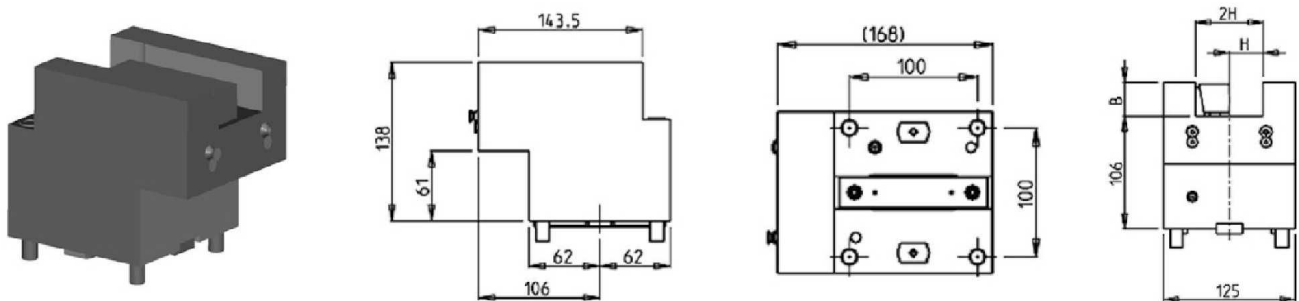
Part Number	Description	# of Tools	Dimensions	B	H
DWO 0323175	Radial Static Tool 1 1/4" x 1 1/4"	1	Inch	1 1/4"	1 1/4"
DWO 0323200	Radial Static Tool 32mm x 32mm	1	mm	32	32

AXIAL SINGLE STATIC TOOL



Part Number	Description	# of Tools	Reversible	Dimensions	B	H
DWO 0333175	Axial Static Tool 1 1/4" x 1 1/4"	1	X	Inch	1 1/4"	1 1/4"
DWO 0333200	Axial Static Tool 32mm x 32mm	1	X	mm	32	32

AXIAL SINGLE STATIC TOOL

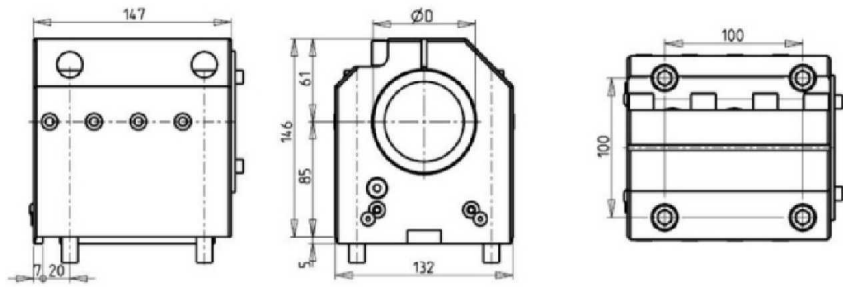



Part Number	Description	# of Tools	Reversible	Dimensions	B	H
DWO 3753200	Axial Single Static Tool \varnothing 32mm	1	X	mm	32	32

LTC-65 (BMT85)

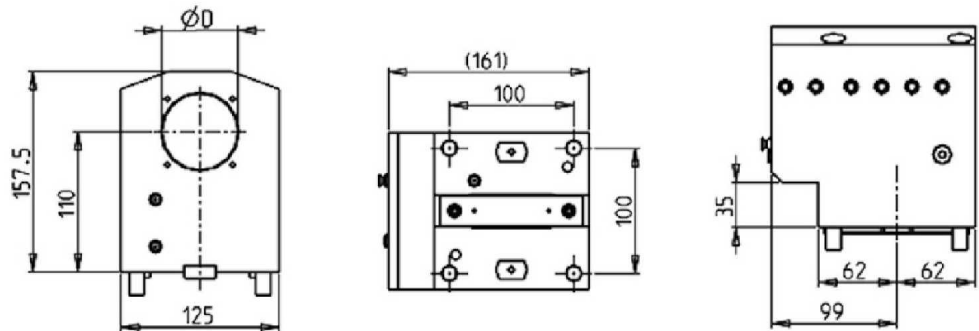

STATIC

AXIAL SINGLE BORING BAR HOLDER H=85mm



Part Number	Description	# of Tools	Reversible	Cool Thru	Ext. Cool	Dimensions	D
DWO 0347620	Axial Single BBH: 3"	1	X	X	X	Inch	3"
DWO 0348000	Axial Single BBH: 80mm	1	X	X	X	mm	80
KIT 1002014	Plug & Seal Kit for 3" BBH to Make Cool Thru						
KIT 1002013	Plug & Seal Kit for 80mm BBH to Make Cool Thru						

AXIAL SINGLE BORING BAR HOLDER H=110mm

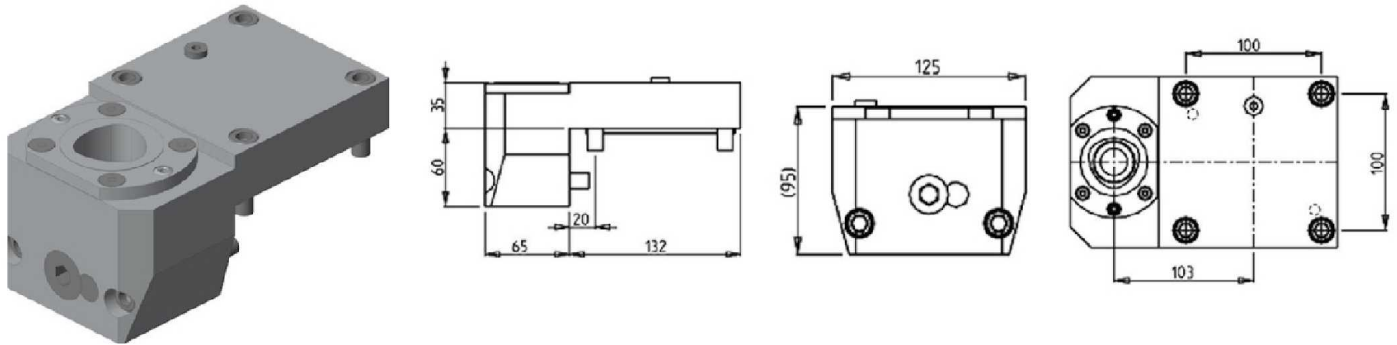


Part Number	Description	# of Tools	Cool Thru	Ext Cool	Dimensions	D
DWO 3746000	Axial Single Boring Bar Holder Ø60mm	1	X	X	mm	60
KIT 1000025	Plug for 60mm BBH to Make Cool Thru					

LTC-65 (BMT85)

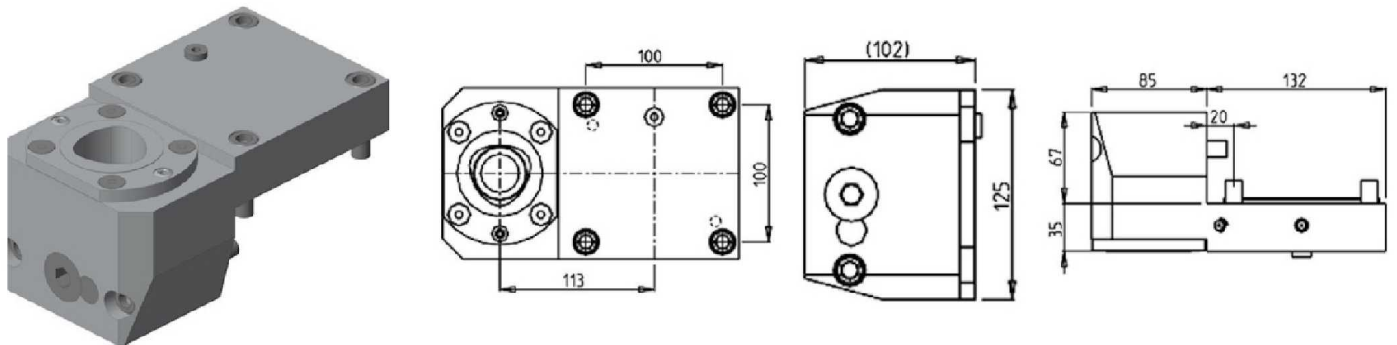
STATIC

RADIAL SINGLE REAR-SET STATIC TOOL CAPTO C5



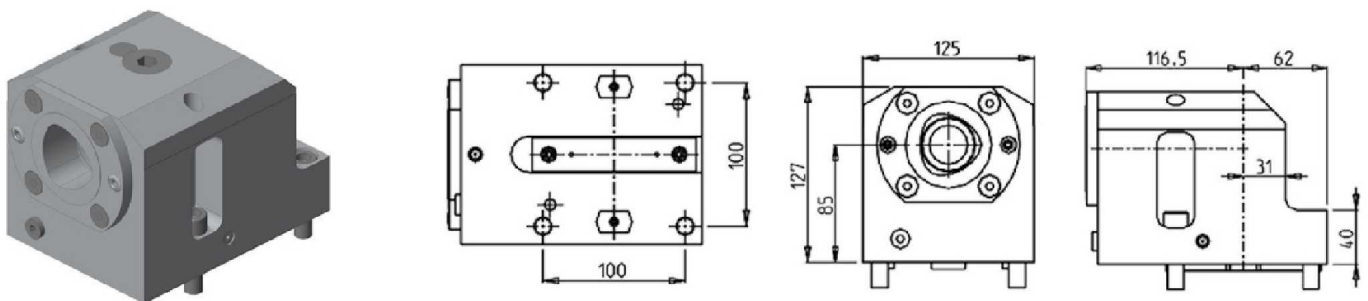
Part Number	Description	# of Tools	Cool Thru	Ext Cool	Size
DWO 3095010	Radial Single Rear Set Static Tool Capto C5 Right Hand	1	X	X	C5
DWO 3095010LC	Radial Single Rear Set Static Tool Capto C5 Left Hand	1	X	X	C5

RADIAL SINGLE REAR-SET STATIC TOOL CAPTO C6



Part Number	Description	# of Tools	Cool Thru	Ext Cool	Size
DWO 3096010	Radial Single Rear Set Static Tool Capto C6 Right Version	1	X	X	C6
DWO 3096010LC	Radial Single Rear Set Static Tool Capto C6 Left Version	1	X	X	C6

AXIAL SINGLE STATIC TOOL CAPTO C6

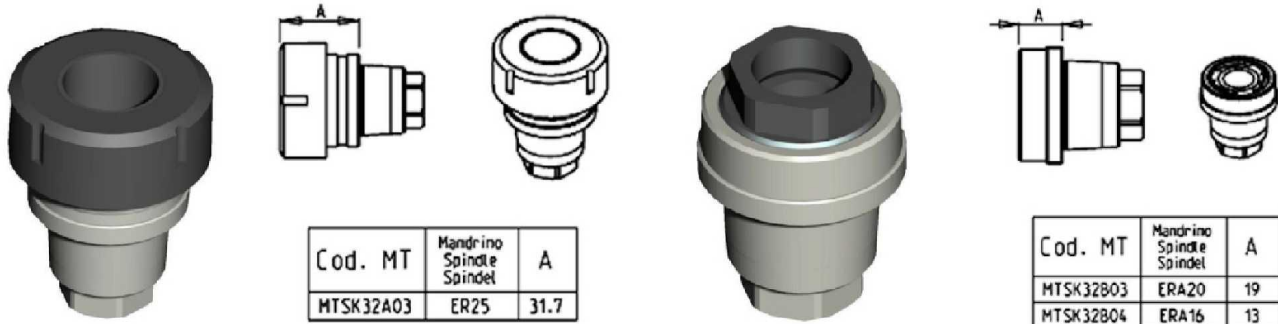


Part Number	Description	# of Tools	Cool Thru	Reversible	Size
DWO 3106010	Axial Single Static Tool Capto C6 Right Version	1	X	X	C6
DWO 3106010LC	Axial Single Static Tool Capto C6 Left Version	1	X	X	C6

ACCESSORIES

DRIVEN

MTSK-32 ER ADAPTORS

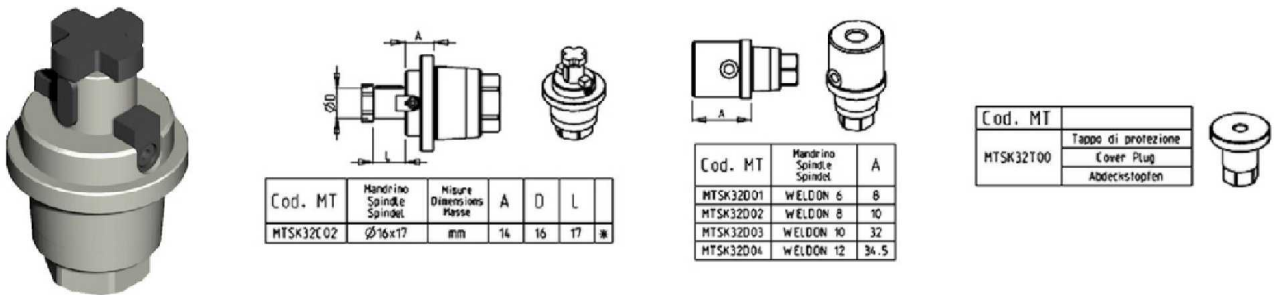


Cod. MT	Mandrino Spindel	A
MTSK32A03	ER25	31.7

Cod. MT	Mandrino Spindel	A
MTSK32B03	ERA20	19
MTSK32B04	ERA16	13

Part Number	Description	Spindle	A
MTSK32B04	MTSK-32 Adaptor ERA16	ERA16	13
MTSK32B03	MTSK-32 Adaptor ERA20	ERA20	19
MTSK32A03	MTSK-32 Adaptor ER25	ER25	31.7

MTSK-32 MILL ADAPTORS



Cod. MT	Mandrino Spindel	Misure Diametri/Classi	A	D	L
MTSK32C02	∅16x17	mm	14	16	17

Cod. MT	Mandrino Spindel	A
MTSK32D01	WELDON 6	8
MTSK32D02	WELDON 8	10
MTSK32D03	WELDON 10	32
MTSK32D04	WELDON 12	34.5

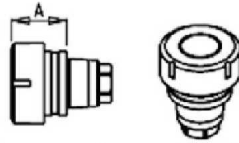
Cod. MT	Tappo di protezione
MTSK32T00	Cover Plug
	Abdeckstopfen

Part Number	Description	Spindle	Dimensions	A	D	L
MTSK32C02	MTSK-32 Adaptor Mill 16x17	16x17	mm	14	16	17
MTSK32D01	MTSK-32 Adaptor Weldon 6	Weldon 6		8		
MTSK32D02	MTSK-32 Adaptor Weldon 8	Weldon 8		10		
MTSK32D03	MTSK-32 Adaptor Weldon 10	Weldon 10		32		
MTSK32D04	MTSK-32 Adaptor Weldon 12	Weldon 12		34.5		
MTSK32T00	MTSK-32 Cover Plug					

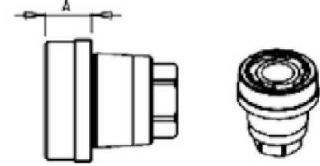
ACCESSORIES

DRIVEN

MTSK-40 ER ADAPTORS



Cod. MT	Mandrino Spindle	A
MTSK40A02	ER32	35.6
MTSK40A03	ER25	32.6
MTSK40A05	ER16	30.26
MTSK40A06	ER16	47.5
MTSK40A07	ER16	59
MTSK40A08	ER11	40
MTSK40A09	ER11	70



Cod. MT	Mandrino Spindel	A
MTSK40B02	ERA25	16
MTSK40B03	ERA20	14

Part Number	Description	Spindle	A
MTSK40A08	MTSK-40 Adaptor ER11	ER11	40
MTSK40A09	MTSK-40 Adaptor ER11	ER11	70
MTSK40A05	MTSK-40 Adaptor ER16	ER16	30.26
MTSK40A06	MTSK-40 Adaptor ER16	ER16	47.5
MTSK40A07	MTSK-40 Adaptor ER16	ER16	59
MTSK40B03	MTSK-40 Adaptor ERA20	ERA20	14
MTSK40A03	MTSK-40 Adaptor ER25	ER25	32.6
MTSK40B02	MTSK-40 Adaptor ERA25	ERA25	16
MTSK40A02	MTSK-40 Adaptor ER32	ER32	35.6

ACCESSORIES

DRIVEN

MTSK-40 MILL ADAPTORS



Cod. MT	Handline Spindle	A
MTSK40D01	WELDON 6	8
MTSK40D21	WELDON 6	27.5
MTSK40D02	WELDON 8	8
MTSK40D03	WELDON 10	9
MTSK40D04	WELDON 12	14
MTSK40D05	WELDON 16	39.5
MTSK40D07	WELDON 20	39.5
MTSK40D24	WELDON 10	33
MTSK40D25	WELDON 12	35.5

Cod. MT	Handline Spindle	A
MTSK40G03	MR25	33.6

Cod. MT	Handline Spindle	Aluminum Dimensions	A	D	L
MTSK40C03	Ø 16x17	mm	15	16	17
MTSK40C04	Ø 22x19	mm	17	22	19
MTSK40C05	Ø 27x21	mm	22	27	21

Cod. MT	Handline Spindle	A
MTSK40D11	WELDON 1/4"	8
MTSK40D12	WELDON 5/16"	8
MTSK40D13	WELDON 3/8"	9
MTSK40D14	WELDON 1/2"	14

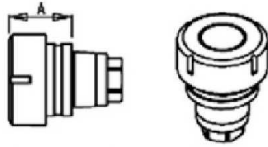
Cod. MT	Handline Spindle	Aluminum Dimensions	A	D	L
MTSK40H01	Ø 1 1/2"	mm	32	1 1/2"	6.5

Part Number	Description	Spindle	Dimension	A	D	L
MTSK40C03	MTSK-40 Adaptor Mill 3/4"	3/4"x3/4"	Inch	15.5	3/4"	3/4"
MTSK40C02	MTSK-40 Adaptor Mill 16x17	16x17	mm	15	16	17
MTSK40C04	MTSK-40 Adaptor Mill 22x19	22x19	mm	17	22	19
MTSK40C05	MTSK-40 Adaptor Mill 27x21	27x21	mm	22	27	21
MTSK40F01	MTSK-40 Adaptor Mill 1/2"	1/2" Arbor	Inch	32	1/2"	6.5
MTSK40D11	MTSK-40 Adaptor Weldon 1/4"	Weldon 1/4"		8		
MTSK40D12	MTSK-40 Adaptor Weldon 5/16"	Weldon 5/16"		8		
MTSK40D13	MTSK-40 Adaptor Weldon 3/8"	Weldon 3/8"		9		
MTSK40D14	MTSK-40 Adaptor Weldon 1/2"	Weldon 1/2"		14		
MTSK40D01	MTSK-40 Adaptor Weldon 6	Weldon 6		8		
MTSK40D21	MTSK-40 Adaptor Weldon 6	Weldon 6		27.5		
MTSK40D02	MTSK-40 Adaptor Weldon 8	Weldon 8		8		
MTSK40D03	MTSK-40 Adaptor Weldon 10	Weldon 10		9		
MTSK40D24	MTSK-40 Adaptor Weldon 10	Weldon 10		33		
MTSK40D04	MTSK-40 Adaptor Weldon 12	Weldon 12		14		
MTSK40D25	MTSK-40 Adaptor Weldon 12	Weldon 12		35.5		
MTSK40D06	MTSK-40 Adaptor Weldon 16	Weldon 16		39.5		
MTSK40D07	MTSK-40 Adaptor Weldon 20	Weldon 20		39.5		
MTSK40H01	MTSK-40 Adaptor Morse 1	MORSE-1		29		
MTSK40H02	MTSK-40 Adaptor Morse 2	MORSE-2		42		
MTSK40G03	MTSK-40 Adaptor MR25	MR25		33.6		
MTSK40T00	MTSK-40 Cover Plug					

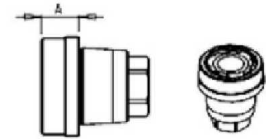
ACCESSORIES

DRIVEN

MTSK-50 ER ADAPTORS



Cod. MT	Mandrina Spindel	A
MTSK50A01	ER40	46.6
MTSK50A02	ER32	35.6
MTSK50A03	ER25	32.6
MTSK50A05	ER16	30.3




Cod. MT	Mandrina Spindel	A
MTSK50B01	ERA32	19
MTSK50B02	ERA25	14
MTSK50B03	ERA20	9

Part Number	Description	Spindle	A
MTSK50A05	MTSK-50 Adaptors ER16	ER16	30.3
MTSK50B03	MTSK-50 Adaptors ERA20	ERA20	9
MTSK50A03	MTSK-50 Adaptors ER25	ER25	32.6
MTSK50B02	MTSK-50 Adaptors ERA25	ERA25	14
MTSK50A02	MTSK-50 Adaptors ER32	ER32	35.6
MTSK50B01	MTSK-50 Adaptors ERA32	ERA32	19
MTSK50A01	MTSK-50 Adaptors ER40	ER40	46.6

ACCESSORIES

DRIVEN

MTSK-50 MILL ADAPTORS



Cod. MT	Manifino Spindle	Misure Dimensioni Masse	A	D	L
MTSK50C02	Ø 16x17	mm	15	16	17
MTSK50C03	Ø 3/4" x 3/4"	inch	15.5	3/4"	3/4"
MTSK50C04	Ø 22x19	mm	17	22	19
MTSK50C05	Ø 1" x 3/4"	inch	19	1"	3/4"
MTSK50C06	Ø 27x21	mm	19	27	21
MTSK50C07	Ø 32x24	mm	24	32	24

Cod. MT	Manifino Spindle	A
MTSK50D11	WELDON 1/4"	8
MTSK50D12	WELDON 5/16"	8
MTSK50D13	WELDON 3/8"	8
MTSK50D14	WELDON 1/2"	9
MTSK50D15	WELDON 5/8"	12

Cod. MT	Manifino Spindle	A
MTSK50D01	WELDON 6	8
MTSK50D02	WELDON 8	8
MTSK50D03	WELDON 10	8
MTSK50D04	WELDON 12	9
MTSK50D05	WELDON 16	12
MTSK50D07	WELDON 20	40
MTSK50D08	WELDON 25	44

Cod. MT	Manifino Spindle	A
MTSK50E01	POWERGRIP PG25	40

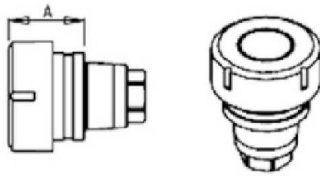
Cod. MT	Manifino Spindle	A
MTSK50T00	Tappe di protezione Cover Plug	

Part Number	Description	Spindle	Dimensions	A	D	L
MTSK50C03	MTSK-50 Adaptors Mill	3/4"x3/4"	Inch	15.5	3/4"	3/4"
MTSK50C05	MTSK-50 Adaptors Mill	1"x3/4"	Inch	19	1"	3/4"
MTSK50C02	MTSK-50 Adaptors Mill	16x17	mm	15	16	17
MTSK50C04	MTSK-50 Adaptors Mill	22x19	mm	17	22	19
MTSK50C06	MTSK-50 Adaptors Mill	27x21	mm	19	27	21
MTSK50C07	MTSK-50 Adaptors Mill	32x24	mm	24	32	24
MTSK50D11	MTSK-50 Adaptor Weldon 1/4"	Weldon 1/4"		8		
MTSK50D12	MTSK-50 Adaptor Weldon 5/16"	Weldon 5/16"		8		
MTSK50D13	MTSK-50 Adaptor Weldon 3/8"	Weldon 3/8"		8		
MTSK50D14	MTSK-50 Adaptor Weldon 1/2"	Weldon 1/2"		9		
MTSK50D15	MTSK-50 Adaptor Weldon 5/8"	Weldon 5/8"		12		
MTSK50D01	MTSK-50 Adaptor Weldon 6	Weldon 6		8		
MTSK50D02	MTSK-50 Adaptor Weldon 8	Weldon 8		8		
MTSK50D03	MTSK-50 Adaptor Weldon 10	Weldon 10		8		
MTSK50D04	MTSK-50 Adaptor Weldon 12	Weldon 12		9		
MTSK50D05	MTSK-50 Adaptor Weldon 16	Weldon 16		12		
MTSK50D07	MTSK-50 Adaptor Weldon 20	Weldon 20		40		
MTSK50D08	MTSK-50 Adaptor Weldon 25	Weldon 25		44		
MTSK50E01	MTSK-50 Adaptor POWERGRIP PG25	POWERGRIP PG25		40		
MTSK50T00	MTSK-50 Cover Plug					

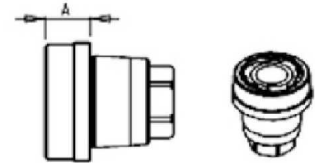
ACCESSORIES

DRIVEN

MTSK-63 ER ADAPTORS



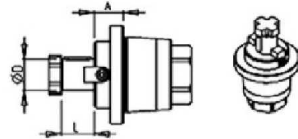

Cod. MT	Mandrino Spindle Spindel	A
MTSK63A01	ER50	53.9
MTSK63A02	ER40	39.6
MTSK63A03	ER32	36.6
MTSK63A04	ER25	33.6



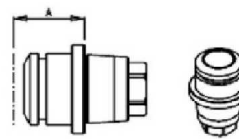
Cod. MT	Mandrino Spindle Spindel	A
MTSK63B01	ERA40	20
MTSK63B02	ERA32	18
MTSK63B03	ERA25	10

Part Number	Description	Spindle	A
MTSK63A04	MTSK-63 Adaptor ER25	ER25	33.6
MTSK63B03	MTSK-63 Adaptor ERA25	ERA25	10
MTSK63A03	MTSK-63 Adaptor ER32	ER32	36.6
MTSK63B02	MTSK-63 Adaptor ERA32	ERA32	18
MTSK63A02	MTSK-63 Adaptor ER40	ER40	39.6
MTSK63B01	MTSK-63 Adaptor ERA40	ERA40	20
MTSK63A01	MTSK-63 Adaptor ER50	ER50	53.9

MTSK-63 MILL ADAPTORS

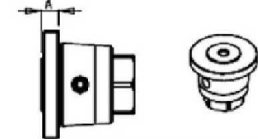


Cod. MT	Mandrino Spindle Spindel	Misure Dimensions Masse	A	D	L
MTSK63C02	Ø16x17	mm	16	16	17
MTSK63C03	Ø3/4"x3/4"	Inch	16.5	3/4"	3/4"
MTSK63C04	Ø22x19	mm	18	22	19
MTSK63C05	Ø1"x3/4"	Inch	20	1"	3/4"
MTSK63C06	Ø27x21	mm	20	27	21
MTSK63C07	Ø27x21	mm	40	27	21



Cod. MT	Mandrino Spindle Spindel	A
MTSK63E01	POWERGRIP PG32	53

Cod. MT	Tappe di protezione Cover Plug Abdeckstopfen
MTSK63T00	



Cod. MT	Mandrino Spindle Spindel	A
MTSK63D01	WELDON 6	9
MTSK63D02	WELDON 8	9
MTSK63D03	WELDON 10	9
MTSK63D04	WELDON 12	10
MTSK63D05	WELDON 16	12
MTSK63D06	WELDON 20	14
MTSK63D17	WELDON 1"	14

Part Number	Description	Spindle	Dimensions	A	D	L
MTSK63C03	MTSK-63 Adaptor Mill 3/4"x3/4"	3/4"x3/4"	Inch	16.5	3/4"	3/4"
MTSK63C05	MTSK-63 Adaptor Mill 1"x3/4"	1"x3/4"	Inch	20	1"	3/4"
MTSK63C02	MTSK-63 Adaptor Mill 16x17	16x17	mm	16	16	17
MTSK63C04	MTSK-63 Adaptor Mill 22x19	22x19	mm	18	22	19
MTSK63C06	MTSK-63 Adaptor Mill 27x21	27x21	mm	20	27	21
MTSK63C07	MTSK-63 Adaptor Mill 27x21	27x21	mm	40	27	21
MTSK63D17	MTSK-63 Adaptor Weldon 1"	Weldon 1"		14		
MTSK63D01	MTSK-63 Adaptor Weldon 6	Weldon 6		9		
MTSK63D02	MTSK-63 Adaptor Weldon 8	Weldon 8		9		
MTSK63D03	MTSK-63 Adaptor Weldon 10	Weldon 10		9		
MTSK63D04	MTSK-63 Adaptor Weldon 12	Weldon 12		10		
MTSK63D05	MTSK-63 Adaptor Weldon 16	Weldon 16		12		
MTSK63D06	MTSK-63 Adaptor Weldon 20	Weldon 20		14		
MTSK63E01	MTSK-63 POWERGRIP PG32	POWERGRIP PG32		53		
MTSK63T00	MTSK-63 Cover Plug					

ER COLLETS

ER COLLET NUMBER	DESCRIPTION	MD LIST PRICE
ER20 SET	ER20 Collet Set (15 Collets)	\$ 330.00
ERX20 SET	ER20 Sealed Collet Set (13 Collets)	\$ 395.00
ER25 SET	ER25 Collet Set (19 Collets)	\$ 375.00
ERX25 SET	ER25 Sealed Collet Set (17 Collets)	\$ 475.00
ER32 SET	ER32 Collet Set (21 Collets)	\$ 425.00
ERX32 SET	ER32 Sealed Collet Set (21 Collets)	\$ 595.00
ER40 SET	ER40 Collet Set (29 Collets)	\$ 695.00
ERX40 SET	ER40 Sealed Collet Set (27 Collets)	\$ 850.00



Phone: (810) 632-4446 / Fax: (810) 632-4467

Table of Contents

Alphabetized Listing

O

0-180 ADJUSTABLE ANGLE DRIVEN TOOL	10, 111, 128
0-180 ADJUSTABLE ANGLE DRIVEN TOOL GEARED-UP 1:2 H=47.5mm	41
0-180 ADJUSTABLE ANGLE DRIVEN TOOL GEARED-UP 1:2 H=72mm	78
0-180 ADJUSTABLE ANGLE DRIVEN TOOL GEARED-UP 1:2 H=83mm	42
0-180 ADJUSTABLE ANGLE DRIVEN TOOL GEARED-UP 1:2 WITH DIGITAL DISPLAY H=47.5mm	42
0-180 ADJUSTABLE ANGLE DRIVEN TOOL GEARED-UP 1:2 WITH DIGITAL DISPLAY H=72mm	78
0-180 ADJUSTABLE ANGLE DRIVEN TOOL GEARED-UP 1:2 WITH DIGITAL DISPLAY H=83mm	43
0-180 ADJUSTABLE ANGLE DRIVEN TOOL H=100mm	76
0-180 ADJUSTABLE ANGLE DRIVEN TOOL H=47.5mm	39
0-180 ADJUSTABLE ANGLE DRIVEN TOOL H=54mm	37, 75
0-180 ADJUSTABLE ANGLE DRIVEN TOOL H=72mm	77
0-180 ADJUSTABLE ANGLE DRIVEN TOOL H=83mm	40
0-180 ADJUSTABLE ANGLE DRIVEN TOOL H=88.5mm	38
0-180 ADJUSTABLE ANGLE DRIVEN TOOL WITH DIGITAL DISPLAY H=100mm	76
0-180 ADJUSTABLE ANGLE DRIVEN TOOL WITH DIGITAL DISPLAY H=47.5mm	40
0-180 ADJUSTABLE ANGLE DRIVEN TOOL WITH DIGITAL DISPLAY H=54mm	38, 75
0-180 ADJUSTABLE ANGLE DRIVEN TOOL WITH DIGITAL DISPLAY H=72mm	77
0-180 ADJUSTABLE ANGLE DRIVEN TOOL WITH DIGITAL DISPLAY H=83mm	41
0-180 ADJUSTABLE ANGLE DRIVEN TOOL WITH DIGITAL DISPLAY H=88.5mm	39

A

ACCESSORIES	133-138
AXIAL 2 + 2 POSITION BORING BAR HOLDER	53
AXIAL 2 + 2 POSITION BORING BAR HOLDER REAR SET	18
AXIAL 4 + 4 POSITION BORING BAR HOLDER	54, 90
AXIAL DOUBLE BORING BAR HOLDER	89
AXIAL DOUBLE BORING BAR HOLDER 40mm	115
AXIAL DOUBLE BORING BAR HOLDER H=85mm	18
AXIAL DRIVEN TOOL CAPTO C4 H=100mm	93
AXIAL DRIVEN TOOL CAPTO C4 H=72mm	91
AXIAL DRIVEN TOOL CAPTO C4 H=85mm	92
AXIAL DRIVEN TOOL CAPTO C4 H=95mm	92
AXIAL DRIVEN TOOL COROMANT CAPTO H=110mm	117
AXIAL DRIVEN TOOL COROMANT CAPTO H=60mm	117
AXIAL DRIVEN TOOL FOR INTERNAL POLYGON MAKING	33
AXIAL DRIVEN TOOL H=100mm	67
AXIAL DRIVEN TOOL H=105mm	6
AXIAL DRIVEN TOOL H=110mm	124
AXIAL DRIVEN TOOL H=60mm	25, 103
AXIAL DRIVEN TOOL H=65mm	4
AXIAL DRIVEN TOOL H=70mm	27
AXIAL DRIVEN TOOL H=72mm	60
AXIAL DRIVEN TOOL H=85mm	5, 29, 62, 123
AXIAL DRIVEN TOOL H=95mm	64
AXIAL GEARED-DOWN 2:1 DRIVEN TOOL H=100mm	70
AXIAL GEARED-DOWN 2:1 DRIVEN TOOL H=110mm	126
AXIAL GEARED-DOWN 2:1 DRIVEN TOOL H=60mm	109
AXIAL GEARED-DOWN 2:1 DRIVEN TOOL H=85mm	125
AXIAL GEARED-DOWN 2:1 DRIVEN TOOL H=90mm	109
AXIAL GEARED-UP 1:2 DRIVEN TOOL	31
AXIAL GEARED-UP 1:2 DRIVEN TOOL H=100mm	71
AXIAL GEARED-UP 1:2 DRIVEN TOOL H=110mm	127
AXIAL GEARED-UP 1:2 DRIVEN TOOL H=65mm	8

AXIAL GEARED-UP 1:2 DRIVEN TOOL H=72mm	70
AXIAL GEARED-UP 1:2 OPPOSITE FACE TWIN DRIVEN TOOL H=60mm	34
AXIAL GEARED-UP 1:2 OPPOSITE FACE TWIN DRIVEN TOOL H=70mm	35
AXIAL GEARED-UP 1:2 OPPOSITE FACE TWIN DRIVEN TOOL H=85mm	35
AXIAL GEARED-UP 1:2 SINGLE SIDE TWIN HEAD DRIVEN TOOL IN Y	36
AXIAL GEARED-UP 1:3 DRIVEN TOOL	127
AXIAL GEARED-UP 1:3 DRIVEN TOOL H=60mm	110
AXIAL GEARED-UP 1:3 REAR-SET DRIVEN TOOL H=65mm	8
AXIAL GEARED-UP 1:3 REAR-SET DRIVEN TOOL H=85mm	9
AXIAL GEARED-UP 1:5.625 DRIVEN TOOL	32
AXIAL MULTIPLE 2+2 OUTLET DRIVEN TOOL IN Y	37
AXIAL OPPOSITE FACE DRIVEN TOOL	33
AXIAL OPPOSITE FACE DRIVEN TOOL	34
AXIAL OPPOSITE FACE DRIVEN TOOL H=100mm	72
AXIAL OPPOSITE FACE DRIVEN TOOL H=72mm	71
AXIAL OPPOSITE FACE DRIVEN TOOL H=85mm	71
AXIAL OPPOSITE FACE DRIVEN TOOL H=95mm	72
AXIAL OPPOSITE FACE REAR SET DRIVEN TOOL	34
AXIAL OPPOSITE FACE REAR-SET DRIVEN TOOL	9
AXIAL OPPOSITE FACE REAR-SET TWIN STATIC CAPTO C4	98
AXIAL OPPOSITE FACE TWIN DRIVEN TOOL CAPTO C4 H=100mm	93
AXIAL OPPOSITE FACE TWIN DRIVEN TOOL CAPTO C4 H=85mm	93
AXIAL REAR SET BORING BAR HOLDER H=85mm	89
AXIAL REAR-SET BORING BAR HOLDER H=100mm	53
AXIAL REAR-SET BORING SINGLE STATIC TOOL CAPTO C4	56
AXIAL REAR-SET DRIVEN TOOL	30
AXIAL REAR-SET DRIVEN TOOL H=85mm	7
AXIAL REAR-SET DRIVEN TOOL H=95mm	65
AXIAL REINFORCED DRIVEN TOOL H=100mm	68
AXIAL REINFORCED DRIVEN TOOL H=110mm	107
AXIAL REINFORCED DRIVEN TOOL H=60mm	103
AXIAL REINFORCED DRIVEN TOOL H=72mm	60
AXIAL REINFORCED DRIVEN TOOL H=85mm	62
AXIAL REINFORCED DRIVEN TOOL H=90mm	105
AXIAL REINFORCED DRIVEN TOOL H=95mm	64
AXIAL SINGLE BORING BAR HOLDER 40mm H=100mm	87
AXIAL SINGLE BORING BAR HOLDER 40mm H=65mm	17
AXIAL SINGLE BORING BAR HOLDER 50mm H=100mm	87
AXIAL SINGLE BORING BAR HOLDER 50mm H=110mm	115
AXIAL SINGLE BORING BAR HOLDER 60mm H=100mm	88
AXIAL SINGLE BORING BAR HOLDER 80mm H=110mm	115
AXIAL SINGLE BORING BAR HOLDER H=100mm	52
AXIAL SINGLE BORING BAR HOLDER H=110mm	131
AXIAL SINGLE BORING BAR HOLDER H=60mm	51, 114
AXIAL SINGLE BORING BAR HOLDER H=65mm	17
AXIAL SINGLE BORING BAR HOLDER H=72mm	86
AXIAL SINGLE BORING BAR HOLDER H=72mm	87
AXIAL SINGLE BORING BAR HOLDER H=75mm	51
AXIAL SINGLE BORING BAR HOLDER H=85mm	18, 131
AXIAL SINGLE SIDE TWIN HEAD DRIVEN TOOL IN Y	10, 36
AXIAL SINGLE SIDE TWIN HEAD DRIVEN TOOL IN Y H=100mm	74
AXIAL SINGLE SIDE TWIN HEAD DRIVEN TOOL IN Y H=72mm	73
AXIAL SINGLE SIDE TWIN HEAD DRIVEN TOOL IN Y H=85mm	73
AXIAL SINGLE STATIC TOOL	86, 114, 130
AXIAL SINGLE STATIC TOOL	130
AXIAL SINGLE STATIC TOOL CAPTO C4	97
AXIAL SINGLE STATIC TOOL CAPTO C4	20, 56, 97
AXIAL SINGLE STATIC TOOL CAPTO C5	98
AXIAL SINGLE STATIC TOOL CAPTO C6	98, 119, 132
AXIAL STATIC TOOL	17, 51
AXIAL TRIPLE BORING BAR HOLDER	19

Table of Contents

Alphabetized Listing

B					
BROACHING/SLOTTING DRIVEN TOOL 25mm STROKE H=75mm	11			RADIAL ±30° ADJUSTABLE ANGLE DRIVEN TOOL REDIRECTED BY 30mm	24
BROACHING/SLOTTING TOOL 25mm STROKE H=100mm	81			RADIAL BLADE HOLDER WITH BLADE KIT	16, 85
BROACHING/SLOTTING TOOL 25mm STROKE H=85mm	46, 81			RADIAL BLADE HOLDER WITH INTERNAL COOLANT - BLADE KIT NOT INCLUDED	16
BROACHING/SLOTTING TOOL 25mm STROKE H=90mm	112			RADIAL BLADE HOLDER WITH INTERNAL COOLANT-BLADE KIT NOT INCLUDED	50, 85
BROACHING/SLOTTING TOOL 50mm STROKE H=100mm	80			RADIAL DOUBLE BLADE HOLDER WITH BLADE KIT	50
BROACHING/SLOTTING TOOL 50mm STROKE H=85mm	46, 80			RADIAL DOUBLE SIDE TWIN STATIC TOOL	13, 48, 84
BROACHING/SLOTTING TOOL 50mm STROKE H=90mm	112			RADIAL DOUBLE STATIC TOOL	12
D				RADIAL DOUBLE STATIC TOOL CAPTO C4	96
DRIVEN 1-11, 21-46, 57-82, 91-93, 99-112, 116-117, 120-129, 133-138				RADIAL DOUBLE STATIC TOOL H=75mm	84
DRIVEN GEAR HOBBER	11, 43, 79			RADIAL DOUBLE STATIC TOOL H=90mm	84
G				RADIAL DOUBLE STATIC TOOL WITH SEAT FOR CAPTO CONNECTION	94
GEAR HOBBER - LARGE SIZE	112, 129			RADIAL DRIVEN GEAR HOBBER	44
GEAR HOBBER - REINFORCED	79, 128			RADIAL DRIVEN TOOL	1, 21, 99, 120
GEAR HOBBER- REINFORCED	111			RADIAL DRIVEN TOOL CAPTO C4	91
L				RADIAL DRIVEN TOOL CAPTO C5	116
LTC-35 / LTC-50 / LTC-60 / VTL-800 (BMT75)	99-119			RADIAL DRIVEN TOOL REDIRECTED IN Z BY 100mm	100
LTC-65 (BMT85)	120-132			RADIAL DRIVEN TOOL RE-DIRECTED IN Z BY 110mm	121
M				RADIAL DRIVEN TOOL REDIRECTED IN Z BY 36mm	22
MTSK-32 ER ADAPTORS	133			RADIAL DRIVEN TOOL RE-DIRECTED IN Z BY 36mm	2
MTSK-32 MILL ADAPTORS	133			RADIAL DRIVEN TOOL REDIRECTED IN Z BY 47.5mm	101
MTSK-40 ER ADAPTORS	134			RADIAL GEARED-DOWN 2:1 DRIVEN TOOL REDIRECTED IN Z BY 100mm	100
MTSK-40 MILL ADAPTORS	135			RADIAL GEARED-DOWN 2:1 DRIVEN TOOL RE-DIRECTED IN Z BY 110mm	121
MTSK-50 ER ADAPTORS	136			RADIAL GEARED-DOWN 2:1 DRIVEN TOOL REDIRECTED IN Z BY 36mm	22
MTSK-50 MILL ADAPTORS	137			RADIAL GEARED-DOWN 2:1 DRIVEN TOOL REDIRECTED IN Z BY 80mm	58
MTSK-63 ER ADAPTORS	138			RADIAL GEARED-UP 1:2 DRIVEN TOOL REDIRECTED IN Z BY 36mm	23, 58
MTSK-63 MILL ADAPTORS	138			RADIAL GEARED-UP 1:2 DRIVEN TOOL RE-DIRECTED IN Z BY 36mm	2
Q				RADIAL GEARED-UP 1:2 DRIVEN TOOL REDIRECTED IN Z BY 47.5mm	101
QUICK CHANGE AXIAL MTSK DRIVEN TOOL H=100mm	69			RADIAL GEARED-UP 1:3 DRIVEN TOOL RE-DIRECTED IN Z BY 36mm	3
QUICK CHANGE AXIAL MTSK DRIVEN TOOL H=105mm	6			RADIAL GEARED-UP 1:3 DRIVEN TOOL REDIRECTED IN Z BY 70mm	122
QUICK CHANGE AXIAL MTSK DRIVEN TOOL H=110mm	124			RADIAL GEARED-UP 1:4 DRIVEN TOOL	102
QUICK CHANGE AXIAL MTSK DRIVEN TOOL H=65mm	4			RADIAL GEARED-UP 1:5.625 DRIVEN TOOL	23
QUICK CHANGE AXIAL MTSK DRIVEN TOOL H=72mm	61			RADIAL INVERTED DRIVEN TOOL RE-DIRECTED IN Z BY 187.5mm	102
QUICK CHANGE AXIAL MTSK DRIVEN TOOL H=85mm	5, 63, 123			RADIAL INVERTED DRIVEN TOOL REDIRECTED IN Z BY 250mm	59
QUICK CHANGE AXIAL MTSK DRIVEN TOOL H=95mm	65			RADIAL MULTIPLE STATIC TOOL	49
QUICK CHANGE AXIAL MTSK GEARED-DOWN 2:1 DRIVEN TOOL H=85mm	125			RADIAL MULTIPLE STATIC TOOL	14, 49, 85
QUICK CHANGE AXIAL MTSK GEARED-DOWN 2:1 DRIVEN TOOL H=110mm	126			RADIAL MULTIPLE STATIC TOOL	14
QUICK CHANGE AXIAL MTSK REAR-SET DRIVEN TOOL H=85mm	7			RADIAL MULTIPLE STATIC TOOL	15
QUICK CHANGE AXIAL MTSK REINFORCED DRIVEN TOOL H=100mm	69			RADIAL MULTIPLE STATIC TOOL CAPTO C4	96
QUICK CHANGE AXIAL MTSK REINFORCED DRIVEN TOOL H=72mm	61			RADIAL REAR-SET SINGLE STATIC TOOL	83
QUICK CHANGE AXIAL MTSK REINFORCED DRIVEN TOOL H=85mm	63			RADIAL REINFORCED DRIVEN TOOL	57
QUICK CHANGE AXIAL MTSK REINFORCED DRIVEN TOOL H=95mm	66			RADIAL SINGLE REAR-SET STATIC CAPTO C4	95
QUICK CHANGE AXIAL MTSK-40 DRIVEN TOOL FOR POWER SKIVING H=100mm	80			RADIAL SINGLE REAR-SET STATIC CAPTO C5	95
QUICK CHANGE AXIAL MTSK-40 DRIVEN TOOL FOR POWER SKIVING H=90mm	44			RADIAL SINGLE REAR-SET STATIC CAPTO C6	96
QUICK CHANGE AXIAL MTSK-40 DRIVEN TOOL H=60mm	26			RADIAL SINGLE REAR-SET STATIC TOOL CAPTO C5	118, 132
QUICK CHANGE AXIAL MTSK-40 DRIVEN TOOL H=70mm	28			RADIAL SINGLE REAR-SET STATIC TOOL CAPTO C6	118, 132
QUICK CHANGE AXIAL MTSK-40 DRIVEN TOOL H=85mm	30			RADIAL SINGLE SIDE 3 OUTLET DRIVEN TOOL IN Y	59
QUICK CHANGE AXIAL MTSK-50 REINFORCED DRIVEN TOOL H=110mm	108			RADIAL SINGLE SIDE TWIN HEAD DRIVEN TOOL IN Y	3, 122
QUICK CHANGE AXIAL MTSK-50 REINFORCED DRIVEN TOOL H=60mm	104			RADIAL SINGLE SIDE TWIN STATIC TOOL	13, 48, 113
QUICK CHANGE AXIAL MTSK-50 REINFORCED DRIVEN TOOL H=90mm	106			RADIAL SINGLE STATIC TOOL	12, 47, 113, 130
QUICK CHANGE RADIAL MTSK DRIVEN TOOL	1			RADIAL SINGLE STATIC TOOL	113
QUICK CHANGE RADIAL MTSK REINFORCED DRIVEN TOOL	57			RADIAL SINGLE STATIC TOOL 25mm H=100mm	47
QUICK CHANGE RADIAL MTSK-40 DRIVEN TOOL	21			RADIAL SINGLE STATIC TOOL H=75mm	83
QUICK CHANGE RADIAL MTSK-50 DRIVEN TOOL	99			RADIAL SINGLE STATIC TOOL H=90mm	83
QUICK CHANGE RADIAL MTSK-63 DRIVEN TOOL	120			RADIAL SINGLE-SIDE TWIN HEAD DRIVEN TOOL IN Y-AXIS	24, 58
R				RADIAL TOOL WITH SEAT FOR CAPTO CONNECTION	94
RADIAL ±25° ADJUSTABLE ANGLE DRIVEN TOOL REDIRECTED BY 50mm	110			S	
				See Accessories for MTSK Quick Change Tool Holder Clamps	1, 4-7, 21, 26, 28, 30, 44, 57, 61, 63, 65-66, 69, 80, 99, 104, 106, 108, 120, 122-126

Table of Contents

Alphabetized Listing

S

See Accessories for Polygon Making Mill Heads	33
SINGLE REAR-SET RADIAL STATIC TOOL CAPTO C4	55
STATIC	12-20, 47-56, 83-90, 94-98, 113-115, 118-119, 130-132

T

T-5i / T-6i / LTC200 (BMT45)	1-20
T-6 / T-7 / T-7i / LTC-20 / LTC-20i (BMT55)	21-56
T-8 / LTC-25i / VTL-600 (BMT65)	57-98
TAILSTOCK FOR SUBSPINDLE	19, 54, 90

W

WORM GEAR DRIVEN TOOL	45, 82
-----------------------	--------

Table of Contents

Part Number Index

0			0913200	Axial Static Tool 32mm x 32mm	114
0319108	Internal Polygon-Making Weldon 8	33	B		
0319110	Internal Polygon-Making Weldon 10	33	BLADEKIT	Blade Kit: 1 Blade, 10 Inserts	50
0319112	Internal Polygon-Making Weldon 12	33	BLADEKIT	Blade Kit: 1 Blade, 10 Inserts	16
0319116	Internal Polygon-Making Weldon 16	33	BLADEKIT	Blade Kit: 1 Blade, 10 Inserts	85
0319125	Internal Polygon-Making ER25	33	C		
0321100	Gear Hobbing Tool 1:1	79	COOL THRU	Blade Kit: 1 Blade, 10 Inserts	85
0322100	Gear Hobbing Tool 2:1 Geared Down	79	BLADEKIT		
0330840	Axial ER40 BMT75	103	COOL THRU	Blade Kit: 1 Blade, 10 Inserts	50
0331040	Axial ER40 BMT75 Cool Thru*	103	BLADEKIT		
0621100	Gear Hobber 1:1	43	COOL THRU	Blade Kit: 1 Blade, 10 Inserts	16
0622100	Gear Hobber Geared-Down 2:1	43	BLADEKIT		
0630025	Axial Rear-Set ER25	30	D		
0632525	Axial Off-Set Double Outlet ERA25/ERA25 H=70mm	34	DWO 0029108	Internal Polygon-Making Weldon 8	33
0700025	Radial Inverted 250mm Interaxis ER25	59	DWO 0029110	Internal Polygon-Making Weldon 10	33
0700032	Radial Inverted 250mm Interaxis ER32	59	DWO 0029112	Internal Polygon-Making Weldon 12	33
0720016	Radial Redirected Mill Head 16x17mm	22	DWO 0029116	Internal Polygon-Making Weldon 16	33
0720022	Radial Redirected Mill Head 22x19mm	22	DWO 0029125	Internal Polygon-Making ER25	33
0720025	Radial Redirected ER25	22	DWO 0031100	Heavy Duty Gear Hobbing Tool 1:1	79
0720027	Radial Redirected Mill Head 27x21mm	22	DWO 0032100	Heavy Duty Gear Hobbing Tool 2:1 Geared Down	79
0720032	Radial Redirected ER32	22	DWO 0040116	0-180 Adj.Angle ERA16	10
0721225	Radial Geared-Up 1:2 Redirected ER25	23	DWO 0051108	Radial Gear Hobber 1:1 D=8mm	44
0722116	Radial Geared-Down Redirected Mill Head	22	DWO 0051110	Radial Gear Hobber 1:1 D=10mm	44
0722122	Radial Geared-Down Redirected Mill Head	22	DWO 0051113	Radial Gear Hobber 1:1 D=13mm	44
0722127	Radial Geared-Down Redirected Mill Head	22	DWO 0051116	Radial Gear Hobber 1:1 D=16mm	44
0722132	Radial Geared-Down 2:1 Redirected ER32	22	DWO 0070232	Axial Double Outlet ER32+ER32	72
0730016X2	Radial Double Outlet ER16	24	DWO 0073225	Axial Double Outlet ERA25+ERA32	72
0730025X2	Radial Double Outlet ER25	24	DWO 0080125	Axial Double Outlet ER25/ER25 H=60mm	33
0761905	Radial Double-Side Twin Static Tool: 3/4"	48	DWO 0080132	Axial Double Outlet ER32/ER32 H=60mm	33
0762000	Radial Double-Side Twin Static Tool: 20mm	48	DWO 0080225	Axial Double Outlet ER25/ER25 H=85mm	33
0772500	Radial Single-Side Twin Double Tool: 25mm	48	DWO 0080232	Axial Double Outlet ER32/ER32 H=85mm	33
0781905	Axial 4+4 Position BBH: 3/4"	54	DWO 0080325	Axial Double Outlet ER25/ER25 H=70mm	33
0782000	Axial 4+4 Position BBH: 20mm	54	DWO 0080332	Axial Double Outlet ER32/ER32 H=70mm	33
080003	Removable Tailstock Center	54	DWO 0091905	Axial 2+2 BBH: 3/4"	53
080003	Removable Tailstock Center	90	DWO 0092000	Axial 2+2 BBH: 20mm	53
080003	Removable Tailstock Center	19	DWO 0092500	Axial 2+2 BBH: 25mm	53
0813810	Axial Single BBH: 1 1/2"	51	DWO 0092540	Axial 2+2 BBH: 1"	53
0814000	Axial Single BBH: 40mm	51	DWO 0093175	Axial 2+2 BBH: 1 1/4"	53
0820100	Tailstock for Sub Spindle 38mm	54	DWO 0093200	Axial 2+2 BBH: 32mm	53
0820100L	Tailstock for Sub Spindle 2"	54	DWO 0100216	Axial Y AXIS Double Outlet ER16 H=60mm	36
0820200	Tailstock for Sub Spindle 38mm	90	DWO 0100225	Axial Y AXIS Double Outlet ER25 H=60mm	36
0820200L	Tailstock for Sub Spindle 2"	90	DWO 0101216	Axial Y AXIS Double Outlet ER16 H=85mm	36
0832500	Axial Single BBH: 25mm	86	DWO 0101225	Axial Y AXIS Double Outlet ER25 H=85mm	36
0833810	Axial Single BBH: 1-1/2"	86	DWO 0102216	Axial Y AXIS Double Outlet ER16 H=70mm	36
0834000	Axial Single BBH: 40mm	86	DWO 0102225	Axial Y AXIS Double Outlet ER25 H=70mm	36
0835000	Axial Single BBH: 50mm	86	DWO 0140125	Geared-Up 1:2 Redirected 36mm ER25	58
0835080	Axial Single BBH: 2"	86	DWO 0181100	Driven Gear Hobber 1:1	128
0841225	Radial Inverted Driven Tool in Z	102	DWO 0182100	Driven Gear Hobber 2:1	128
0841232	Radial Inverted Driven Tool in Z	102	DWO 0190111	Axial Geared-Up Cool Thru* H=60mm	32
0875000	Radial Double Static 25mm with Capto Connection	94	DWO 0190116	Axial Geared-Up H=60mm	32
0885000	Radial Tool with Seat for Capto Connection	94	DWO 0190211	Axial Geared-Up Cool Thru* H=85mm	32
0891225	Axial Geared-Up 1:2 ER25 H=60mm	31	DWO 0190216	Axial Geared-Up H=85mm	32
0891325	Axial Geared-Up 1:2 ER25 H=60mm Cool Thru*	31	DWO 0190311	Axial Geared-Up Cool Thru* H=70mm	32
0892425	Axial Geared-Up 1:2 ER25 H=85mm	31	DWO 0190316	Axial Geared-Up H=70mm	32
0892525	Axial Geared-Up 1:2 ER25 H=85mm Cool Thru*	31	DWO 0204000	Axial Single BBH: 40mm, H=100mm	87
0893625	Axial Geared-Up 1:2 ER25 H=70mm	31	DWO 0205000	Axial Single BBH: 50mm, H=100mm	87
0893725	Axial Geared-Up 1:2 ER25 H=70mm Cool Thru*	31	DWO 0213175	Axial Double BBH: 1 1/4"	89
0902500	Radial Static Tool 25mm x 25 mm	113	DWO 0213200	Axial Double BBH: 32mm	89
0902540	Radial Static Tool 1" x 1"	113	DWO 0249108	Internal Polygon-Making Weldon 8	33
0903175	Radial Static Tool 1 1/4" x 1 1/4"	113	DWO 0249110	Internal Polygon-Making Weldon 10	33
0903200	Radial Static Tool 32mm x 32mm	113	DWO 0249112	Internal Polygon-Making Weldon 12	33
0912500	Axial Static Tool 25mm x 25mm	114	DWO 0249116	Internal Polygon-Making Weldon 16	33
0912540	Axial Static Tool 1" x 1"	114	DWO 0249125	Internal Polygon-Making ER25	33
0913175	Axial Static Tool 1 1/4" x 1 1/4"	114	DWO 0251100	Gear Hobbing Tool	111
			DWO 0252100	Gear Hobbing Tool Geared Down	111
			DWO 0272000	Radial Double Static Tool Ø20mm	84

Table of Contents

Part Number Index

DWO 0272500	Radial Double Static Tool Ø25mm	84	DWO 0660220	0-180 Adj.Angle ERA20 Cool Thru*	39
DWO 0272510	Radial Double Static Tool Ø25mm	84	DWO 0660316	0-180 Adj.Angle Geared-Up 1:2 ERA16	41
DWO 0272540	Radial Double Static Tool 1"	84	DWO 0660416	0-180 Adj.Angle Geared-Up 1:2 ERA16 Cool Thru*	41
DWO 0281905	Axial Single Static Tool 3/4" x 3/4"	17	DWO 0661120	0-180 Adj.Angle ERA20	40
DWO 0282000	Axial Single Static Tool 20mm x 20mm	17	DWO 0661220	0-180 Adj.Angle ERA20 Cool Thru*	40
DWO 0293175	Axial Single BBH: 1-1/4" H=65mm	17	DWO 0661316	0-180 Adj.Angle Geared-Up 1:2 ERA16	42
DWO 0293200	Axial Single BBH: 32mm H=65mm	17	DWO 0661416	0-180 Adj.Angle Geared-Up 1:2 ERA16 Cool Thru*	42
DWO 0311905	Radial Single Static Tool 3/4" x 3/4"	12	DWO 0665120	0-180 Adj. Angle ERA20 with Digital Display	40
DWO 0312000	Radial Single Static Tool 20mm x 20mm	12	DWO 0665220	0-180 Adj. Angle ERA20 with Digital Display Cool Thru*	40
DWO 0312010	Radial Single Static Tool 20mm x 20mm	12			
DWO 0323175	Radial Static Tool 1 1/4" x 1 1/4"	130	DWO 0665316	0-180 Adj. Angle ERA16 Geared-Up with Digital Display	42
DWO 0323200	Radial Static Tool 32mm x 32mm	130			
DWO 0333175	Axial Static Tool 1 1/4" x 1 1/4"	130	DWO 0665416	0-180 Adj. Angle ERA16 Geared-Up with Digital Display Cool Thru*	42
DWO 0333200	Axial Static Tool 32mm x 32mm	130			
DWO 0347620	Axial Single BBH: 3"	131	DWO 0666120	0-180 Adj. Angle ERA20 with Digital Display	41
DWO 0348000	Axial Single BBH: 80mm	131	DWO 0666220	0-180 Adj. Angle ERA20 with Digital Display Cool Thru*	41
DWO 0363810	Axial BBH: 1 1/2"	114			
DWO 0364000	Axial BBH: 40mm	114	DWO 0666316	0-180 Adj. Angle ERA16 Geared-Up with Digital Display	43
DWO 0365000	Axial BBH: 50mm	114			
DWO 0365080	Axial BBH: 2.0"	114	DWO 0666416	0-180 Adj. Angle ERA16 Geared-Up with Digital Display Cool Thru*	43
DWO 0393810	Axial Single BBH: 1 1/2" 100mm Interaxis	52	DWO 0672000	Radial Double Static Tool Ø20mm	84
DWO 0394000	Axial Single BBH: 40mm 100mm Interaxis	52	DWO 0672500	Radial Double Static Tool Ø25mm	84
DWO 0422500	Axial Static Tool 25mm x 25mm	51	DWO 0680140	Axial Reinforced ER40	103
DWO 0422510	Axial Static Tool 25mm x 25mm Cool Thru	51	DWO 0680240	Axial Reinforced ER40 Cool Thru*	103
DWO 0422540	Axial Static Tool 1" x 1"	51	DWO 0680522	Axial Reinforced Ø22x19mm	103
DWO 0430120	Radial Re-Directed Driven Tool	101	DWO 0680725	Axial Reinforced Weldon25	103
DWO 0430220	Geared-Up Re-Directed Driven Tool ERA20	101	DWO 0680825	Axial Reinforced Weldon25 Cool Thru*	103
DWO 0444010	Radial Single Rear Set Capto C4 Right Hand	55	DWO 0700125	Axial ER25 H=72mm	60
DWO 0444010LC	Radial Single Rear Set Capto C4 Left Hand	55	DWO 0700132	Axial ER32 H=72mm	60
DWO 0450116	Radial Geared-Up ER16 1:4	102	DWO 0700140	Axial ER40 H=72mm	60
DWO 0460150	Axial Geared-Down ERA50	125	DWO 0700225	Axial ER25 H=72mm Cool Thru*	60
DWO 0460250	Axial Geared-Down ERA50 Cool Thru*	125	DWO 0700232	Axial ER32 H=72mm Cool Thru*	60
DWO 0470140	Axial Geared-Down 2:1 ER40 H=60mm	109	DWO 0700240	Axial ER40 H=72mm Cool Thru*	60
DWO 0470240	Axial Geared-Down 2:1 ER40 H=60mm Cool Thru*	109	DWO 0700325	Axial ERA25 H=72mm	60
DWO 0482000	Radial Static Tool: 20mm H=90mm	83	DWO 0700425	Axial ERA25 H=72mm Cool Thru*	60
DWO 0482500	Radial Static Tool: 25mm H=90mm	83	DWO 0700516	Axial Mill Head D=16mm, L=17mm	60
DWO 0482540	Radial Static Tool: 1" H=90mm	83	DWO 0700522	Axial Mill Head D=22mm, L=19mm	60
DWO 0505010	Radial Single Rear Set Static Tool C5 Right Version	118	DWO 0700527	Axial Mill Head D=27mm, L=21mm	60
DWO 0505010LC	Radial Single Rear Set Static Tool C5 Left Version	118	DWO 0710125	Axial Geared-Up 1:2 ERA25	71
DWO 0516010	Axial Single Static Tool Capto C6 Right Version	119	DWO 0710225	Axial Geared-Up 1:2 ERA25 Cool Thru*	71
DWO 0516010LC	Axial Single Static Tool Capto C6 Left Version	119	DWO 0720132	Axial Opposite Face ER32+ER25 H=72mm	71
DWO 0522500	Axial Double BBH Ø25mm	18	DWO 0722520	Axial Opposite Face ERA25+ERA20 H=72mm	71
DWO 0522540	Axial Double BBH 1"	18	DWO 0746000	Axial Single BBH: 60mm	88
DWO 0531905	Radial Multiple Static Tool 3/4" x 3/4"	14	DWO 0752500	Radial Single Static Tool	113
DWO 0532000	Radial Multiple Static Tool 20mm x 20mm	14	DWO 0760163	Axial MTSK-63 Geared-Down	125
DWO 0540216	Radial Y-Axis Double Outlet ER16	58	DWO 0760263	Axial MTSK-63 Geared-Down Cool Thru*	125
DWO 0540225	Radial Y-Axis Double Outlet ER25	58	DWO 0770140	Axial MTSK-40 H=60mm	26
DWO 0570125	Axial Geared-Up 1:3 H=60mm	110	DWO 0770240	Axial MTSK-40 H=60mm Cool Thru*	26
DWO 0570225	Axial Geared-Up 1:3 H=60mm Cool Thru*	110	DWO 0780140	Axial MTSK-40 H=70mm	28
DWO 0580125	Axial Geared-Up 1:3 ER25	127	DWO 0780240	Axial MTSK-40 H=70mm Cool Thru*	28
DWO 0580225	Axial Geared-Up 1:3 ER25 Cool Thru*	127	DWO 0790140	Axial MTSK-40 H=85mm	30
DWO 0600111	Radial Geared-Up 1:5.625 ER11 Cool Thru*	23	DWO 0790240	Axial MTSK-40 H=85mm Cool Thru*	30
DWO 0600116	Radial Geared-Up 1:5.625 ER16	23	DWO 0801140	Radial MTSK-40 Driven Tool	21
DWO 0610140	Axial Capto C4	117	DWO 0811100	Gear Hobber- Large Size	112
DWO 0610150	Axial Capto C5	117	DWO 0812100	Gear Hobber- Large Size 2:1	112
DWO 0610240	Axial Capto C4 Cool Thru*	117	DWO 0820140	0-180 Adj. Angle ER40	111
DWO 0610250	Axial Capto C5 Cool Thru*	117	DWO 0820240	0-180 Adj. Angle ER40 Cool Thru*	111
DWO 0622500	Radial Double Side Twin Static Tool Ø25mm	84	DWO 0820332	0-180 Adj. Angle ERA32	111
DWO 0622540	Radial Double Side Twin Static Tool 1"	84	DWO 0820432	0-180 Adj. Angle ERA32 Cool Thru*	111
DWO 0631905	Axial 4+4 BBH: 3/4"	90	DWO 0830140	0-180 Adj. Angle ER40 BMT85	128
DWO 0632000	Axial 4+4 BBH: 20mm	90	DWO 0830240	0-180 Adj. Angle ER40 BMT85 Cool Thru*	128
DWO 0650140	Axial ER40 Reinforced	105	DWO 0830332	0-180 Adj. Angle ERA32 BMT85	128
DWO 0650240	Axial ER40 Reinforced Cool Thru*	105	DWO 0830432	0-180 Adj. Angle ERA32 BMT85 Cool Thru*	128
DWO 0650522	Axial Ø22x19mm Reinforced	105	DWO 0848000	Axial Single BBH: H=110mm	115
DWO 0650725	Axial Reinforced Weldon25	105	DWO 0851100	Heavy Duty Gear Hobber 1:1	129
DWO 0650825	Axial Reinforced Weldon25 Cool Thru*	105	DWO 0852100	Heavy Duty Gear Hobber 2:1	129
DWO 0660120	0-180 Adj.Angle ERA20	39	DWO 0870125	Axial ER25 H=60mm	25

Table of Contents

Part Number Index

DWO 0870132	Axial ER32 H=60mm	25	DWO 1140240	Axial ER40 H=100mm Cool Thru*	67
DWO 0870140	Axial ER40 H=60mm	25	DWO 1140325	Axial ERA25 H=100mm	67
DWO 0870225	Axial ER25 H=60mm Cool Thru*	25	DWO 1140425	Axial ERA25 H=100mm Cool Thru*	67
DWO 0870232	Axial ER32 H=60mm Cool Thru*	25	DWO 1140516	Axial Mill Head 16x17mm H=100mm	67
DWO 0870240	Axial ER40 H=60mm Cool Thru*	25	DWO 1140522	Axial Mill Head 22x19mm H=100mm	67
DWO 0870325	Axial ERA25 H=60mm	25	DWO 1140527	Axial Mill Head 27x21mm H=100mm	67
DWO 0870425	Axial ERA25 H=60mm Cool Thru*	25	DWO 1150132	Axial Opposite Face ER32+ER25 H=85mm	71
DWO 0870516	Axial Mill Head D=17 L=17 H=60mm	25	DWO 1152520	Axial Opposite Face ERA25+ERA20 H=85mm	71
DWO 0870522	Axial Mill Head D=22 L=19 H=60mm	25	DWO 1160132	Axial Opposite Face ER32+ER25 H=100mm	72
DWO 0870527	Axial Mill Head D=27 L=21 H=60mm	25	DWO 1162520	Axial Opposite Face ERA25+ERA20 H=100mm	72
DWO 0880125	Axial ER25 H=70mm	27	DWO 1170140	Axial MTSK-40 H=72mm	61
DWO 0880132	Axial ER32 H=70mm	27	DWO 1170150	Axial MTSK-50 H=72mm	61
DWO 0880140	Axial ER40 H=70mm	27	DWO 1170240	Axial MTSK-40 H=72mm Cool Thru*	61
DWO 0880225	Axial ER25 H=70mm Cool Thru*	27	DWO 1170250	Axial MTSK-50 H=72mm Cool Thru*	61
DWO 0880232	Axial ER32 H=70mm Cool Thru*	27	DWO 1180140	Axial MTSK-40 H=85mm	63
DWO 0880240	Axial ER40 H=70mm Cool Thru*	27	DWO 1180150	Axial MTSK-50 H=85mm	63
DWO 0880325	Axial ERA25 H=70mm	27	DWO 1180240	Axial MTSK-40 H=85mm Cool Thru*	63
DWO 0880425	Axial ERA25 H=70mm Cool Thru*	27	DWO 1180250	Axial MTSK-50 H=85mm Cool Thru*	63
DWO 0880516	Axial Mill Head H=70mm	27	DWO 1190140	Axial MTSK-40 H=100mm	69
DWO 0880522	Axial Mill Head H=70mm	27	DWO 1190150	Axial MTSK-50 H=100mm	69
DWO 0880527	Axial Mill Head H=70mm	27	DWO 1190240	Axial MTSK-40 H=100mm Cool Thru*	69
DWO 0890125	Axial ER25 H=85mm	29	DWO 1190250	Axial MTSK-50 H=100mm Cool Thru*	69
DWO 0890132	Axial ER32 H=85mm	29	DWO 1200163	MTSK-63 Geared-Down 2:1	126
DWO 0890140	Axial ER40 H=85mm	29	DWO 1200263	MTSK-63 Geared-Down 2:1 Cool Thru*	126
DWO 0890225	Axial ER25 H=85mm Cool Thru*	29	DWO 1210150	Axial ERA50 Geared-Down 2:1	126
DWO 0890232	Axial ER32 H=85mm Cool Thru*	29	DWO 1210250	Axial ERA50 Geared-Down 2:1 Cool Thru*	126
DWO 0890240	Axial ER40 H=85mm Cool Thru*	29	DWO 1220225	Axial Single Side Twin ER25	73
DWO 0890325	Axial ERA25 H=85mm	29	DWO 1220325	Axial Single Side Twin ERA25	73
DWO 0890425	Axial ERA25 H=85mm Cool Thru*	29	DWO 1221225	Axial Single Side Twin ER25 Cool Thru	73
DWO 0890516	Axial Mill Head D=16 L=17 H=85mm	29	DWO 1221325	Axial Single Side Twin ERA25 Cool Thru	73
DWO 0890522	Axial Mill Head D=22 L=19 H=85mm	29	DWO 1222225	Axial Single Side Twin ER25+ER25	73
DWO 0890527	Axial Mill Head D=27 L=21 H=85mm	29	DWO 1222325	Axial Single Side Twin ERA25+ERA25	73
DWO 0901132	Radial ER32	21	DWO 1230225	Axial Single Side Twin ER25	74
DWO 0901325	Radial ERA25	21	DWO 1230325	Axial Single Side Twin ERA25	74
DWO 0901332	Radial ERA32	21	DWO 1231225	Axial Single Side Twin ER25 Cool Thru	74
DWO 0950216	Axial Geared-Up 1:2 Y-Axis Double ER16 H=60	36	DWO 1231325	Axial Single Side Twin ERA25 Cool Thru	74
DWO 0950225	Axial Geared-Up 1:2 Y-Axis Double ER25 H=60	36	DWO 1232225	Axial Single Side Twin ER25+ER25	74
DWO 0951216	Axial Geared-Up 1:2 Y-Axis Double ER16 H=70	36	DWO 1232325	Axial Single Side Twin ERA25+ERA25	74
DWO 0951225	Axial Geared-Up 1:2 Y-Axis Double ER25 H=70	36	DWO 1240150	Radial ERA50	120
DWO 0952216	Axial Geared-Up 1:2 Y-Axis Double ER16 H=85	36	DWO 1290140	Axial Weldon40 Cool Thru*	124
DWO 0952225	Axial Geared-Up 1:2 Y-Axis Double ER25 H=85	36	DWO 1290240	Axial Weldon40 H=110mm	124
DWO 1030100	Broaching/Slotting Tool 50mm Stroke	46	DWO 1335000	Axial Single BBH 50mm H=110mm	115
DWO 1030200	Broaching/Slotting Tool 25mm Stroke	46	DWO 1340140	Axial ER40 Reinforced	107
DWO 1115000	Single BBH: 50mm H=100mm	52	DWO 1340240	Axial ER40 Reinforced Cool Thru*	107
DWO 1115080	Single BBH: 2" H=100mm	52	DWO 1340522	Axial Ø22x19mm Reinforced	107
DWO 1120225	Axial Single Side Twin ER25	73	DWO 1340725	Axial Reinforced Weldon25	107
DWO 1120325	Axial Single Side Twin ERA25	73	DWO 1340825	Axial Reinforced Weldon25 Cool Thru*	107
DWO 1121225	Axial Single Side Twin ER25 Cool Thru	73	DWO 1350325	Radial ER25 Single Side 3 Outlet in Y	59
DWO 1121325	Axial Single Side Twin ERA25 Cool Thru	73	DWO 1360125	Axial Opposite Face Rear Set Driven Tool	9
DWO 1122225	Axial Single Side Twin ER25+ER25	73	DWO 1370140	Axial Geared-Down H=90mm	109
DWO 1122325	Axial Single Side Twin ERA25+ERA25	73	DWO 1370240	Axial Geared-Down H=90mm Cool Thru*	109
DWO 1130125	Axial ER25 H=85mm	62	DWO 1372733	Axial Geared-Down Mill Head	109
DWO 1130132	Axial ER32 H=85mm	62	DWO 1384010	Rear-Set Radial Static Capto C4 Right Hand	95
DWO 1130140	Axial ER40 H=85mm	62	DWO 1384010LC	Rear-Set Radial Static Capto C4 Left Hand	95
DWO 1130225	Axial ER25 H=85mm Cool Thru*	62	DWO 1390140	Axial Weldon40 Cool Thru*	123
DWO 1130232	Axial ER32 H=85mm Cool Thru*	62	DWO 1390240	Axial Weldon40	123
DWO 1130240	Axial ER40 H=85mm Cool Thru*	62	DWO 1410132	Radial Blade Holder with Blade Kit	85
DWO 1130325	Axial ERA25 H=85mm	62	DWO 1422500	Radial Static Tool: 25mm	83
DWO 1130425	Axial ERA25 H=85mm Cool Thru*	62	DWO 1422510	Radial Static Tool: 25mm Cool Thru	83
DWO 1130516	Axial Mill Head D=16mm, L=17mm	62	DWO 1422540	Radial Static Tool: 1"	83
DWO 1130522	Axial Mill Head D=22mm, L=19mm	62	DWO 1446000	Axial Single BBH 60mm H=100mm	88
DWO 1130527	Axial Mill Head D=27mm, L=21mm	62	DWO 1452500	Axial Static Tool 25mm	86
DWO 1140125	Axial ER25 H=100mm	67	DWO 1452540	Axial Static Tool 1"	86
DWO 1140132	Axial ER32 H=100mm	67	DWO 1460216	Radial Y Axis Double Outlet ERA16	3
DWO 1140140	Axial ER40 H=100mm	67	DWO 1470216	Axial Single Side Twin Head Driven Tool	10
DWO 1140225	Axial ER25 H=100mm Cool Thru*	67	DWO 1481905	Radial Double Static Tool 3/4"	12
DWO 1140232	Axial ER32 H=100mm Cool Thru*	67	DWO 1482000	Radial Double Static Tool Ø20mm	12

Table of Contents

Part Number Index

DWO 1482010	Radial Double Static Tool Ø20mm Cool Thru*	12	DWO 1870200	Broaching/Slotting Tool 25mm Stroke	11
DWO 1491905	Axial 2 + 2 Position Rear Set Boring Bar Holder	18	DWO 1890316	Radial Driven ERA16 Re-Directed in Z by 36mm	2
DWO 1492000	Axial 2 + 2 Position Rear Set Boring Bar Holder	18	DWO 1890416	Radial Driven ERA16 Re-Directed in Z by 36mm Cool Thru*	2
DWO 1501905	Triple Axial Boring Bar Holder	19	DWO 1891316	Radial Geared-Up 1:2 ERA16 Re-Directed in Z by 36mm	2
DWO 1502000	Triple Axial Boring Bar Holder	19	DWO 1891416	Radial Geared-Up 1:2 ERA16 Re-Directed in Z by 36mm Cool Thru*	2
DWO 1511905	Radial Twin Static Tool 3/4"x3/4"	13	DWO 1892316	Radial Geared-Up 1:3 ERA16 Re-Directed in Z by 36mm	3
DWO 1512000	Radial Twin Static Tool 20mm x 20mm	13	DWO 1892416	Radial Geared-Up 1:3 ERA16 Re-Directed in Z by 36mm Cool Thru*	3
DWO 1520100	Broaching / Slotting Tool H=100mm	80	DWO 1900100	Tailstock for Subspindle 38mm	19
DWO 1520200	Broaching / Slotting Tool H=100mm	81	DWO 1900100L	Tailstock for Subspindle 2"	19
DWO 1530100	Broaching / Slotting Tool H=85mm	80	DWO 1910120	0-180 Adjustable Angle ER20	37
DWO 1530200	Broaching / Slotting Tool H=85mm	81	DWO 1910125	0-180 Adjustable Angle ER25	37
DWO 1540132	Radial Reinforced ER32	57	DWO 1910516	0-180 Adjustable Angle 16x17mm	37
DWO 1540140	Radial Reinforced ER40	57	DWO 1910519	0-180 Adjustable Angle 3/4"x3/4"	37
DWO 1540625	Radial Reinforced Weldon 25 Cool Thru*	57	DWO 1910522	0-180 Adjustable Angle 22x19mm	37
DWO 1540827	Radial Reinforced 27x21mm Cool Thru*	57	DWO 1920120	0-180 Adjustable Angle ER20	75
DWO 1550140	Radial MTSK-40 Reinforced	57	DWO 1920125	0-180 Adjustable Angle ER25	75
DWO 1550150	Radial MTSK-50 Reinforced	57	DWO 1920516	0-180 Adjustable Angle 16x17mm	75
DWO 1560140	Radial ERA40	99	DWO 1920519	0-180 Adjustable Angle 3/4"x3/4"	75
DWO 1560332	Radial ERA32	99	DWO 1920522	0-180 Adjustable Angle 22x19mm	75
DWO 1560432	Radial ERA32 Cool Thru* 30 BAR	99	DWO 1930120	0-180 Adjustable Angle ER20	76
DWO 1570126	Radial Blade Holder with Blade Kit	16	DWO 1930125	0-180 Adjustable Angle ER25	76
DWO 1580332	Radial Geared-Down 2:1 Redirected 80mm in Z	58	DWO 1930516	0-180 Adjustable Angle 16x17mm	76
DWO 1600163	Axial MTSK63 H=110mm	124	DWO 1930519	0-180 Adjustable Angle 3/4"x3/4"	76
DWO 1600263	Axial MTSK63 H=110mm Cool Thru*	124	DWO 1930522	0-180 Adjustable Angle 22x19mm	76
DWO 1611108	Gear Hobber 1:1 D=08	11	DWO 1940120	0-180 Adjustable Angle ERA20	77
DWO 1611110	Gear Hobber 1:1 D=10	11	DWO 1940220	0-180 Adjustable Angle ERA20 Cool Thru*	77
DWO 1611113	Gear Hobber 1:1 D=13	11	DWO 1940316	0-180 Adj. Angle Geared-Up ERA16	78
DWO 1611116	Gear Hobber 1:1 D=16	11	DWO 1940416	0-180 Adj. Angle Geared-Up ERA16 Cool Thru*	78
DWO 1611155	Gear Hobber 1:1 D=1/2"	11	DWO 1945120	0-180 Adj. Angle ERA20 with Digital Display	77
DWO 1612108	Gear Hobber 2:1 Geared Down D=08	11	DWO 1945220	0-180 Adj. Angle ERA20 with Digital Display Cool Thru*	77
DWO 1612110	Gear Hobber 2:1 Geared Down D=10	11	DWO 1945316	0-180 Adj. Angle Geared-Up ERA16 with Digital Display	78
DWO 1612113	Gear Hobber 2:1 Geared Down D=13	11	DWO 1945416	0-180 Adj. Angle Geared-Up ERA16 with Digital Display Cool Thru*	78
DWO 1612116	Gear Hobber 2:1 Geared Down D=16	11	DWO 1960120	0-180 Adj. Angle ER20 with Digital Display	39
DWO 1612155	Gear Hobber 2:1 Geared Down D=1/2"	11	DWO 1960125	0-180 Adj. Angle ER25 with Digital Display	39
DWO 1628022	Driven Worm Gear Tool 22mmx12mm	45	DWO 1960516	0-180 Adj. Angle 16x17mm with Digital Display	39
DWO 1628125	Driven Worm Gear Tool 1"x12mm	45	DWO 1960519	0-180 Adj. Angle 3/4"x3/4" with Digital Display	39
DWO 1650316	Axial Geared-Up 1:3 Rear-Set ERA16	9	DWO 1960522	0-180 Adj. Angle 22x19mm with Digital Display	39
DWO 1650416	Axial Geared-Up 1:3 Rear-Set ERA16 Cool Thru*	9	DWO 1970120	0-180 Adjustable Angle ER20	38
DWO 1702520	Axial Double Outlet ERA25/ERA20 H=60mm	34	DWO 1970125	0-180 Adjustable Angle ER25	38
DWO 1703225	Axial Double Outlet ER32/ER25 H=60mm	34	DWO 1970516	0-180 Adjustable Angle 16x17mm	38
DWO 1712520	Axial Double Outlet ERA25/ERA20 H=70mm	34	DWO 1970519	0-180 Adjustable Angle 3/4"x3/4"	38
DWO 1713225	Axial Double Outlet ER32/ER25 H=70mm	34	DWO 1970522	0-180 Adjustable Angle 22x19mm	38
DWO 1722520	Axial Double Outlet ERA25/ERA20 H=85mm	34	DWO 1980100	Broaching/Slotting Tool 50mm Stroke H=90mm	112
DWO 1723225	Axial Double Outlet ER32/ER25 H=85mm	34	DWO 1980200	Broaching/Slotting Tool 25mm Stroke H=90mm	112
DWO 1730132L	Radial Blade Holder with Cool Thru (Left Hand)	85	DWO 1991140	Radial ERA40 Re-Directed in Z by 100mm	100
DWO 1730132R	Radial Blade Holder with Cool Thru (Right Hand)	85	DWO 1992140	Radial ERA40 Geared-Down Re-Directed in Z by 100mm	100
DWO 1750163	Radial MTSK-63	120	DWO 1992240	Radial ERA40 Re-Directed in Z by 100mm Cool Thru*	100
DWO 1750263	Radial MTSK-63 Cool Thru*	120	DWO 1994240	Radial ERA40 Geared-Down Re-Directed in Z by 100mm Cool Thru*	100
DWO 1760100	Axial MTSK-40 for Power Skiving	44	DWO 2000325	Radial Driven Tool ERA25	1
DWO 1770100	Axial MTSK-40 for Power Skiving	80	DWO 2121140	Radial ERA40 Re-Directed in Z by 110mm	121
DWO 1790132	Axial MTSK-32 Driven Tool	4	DWO 2121240	Radial ERA40 Re-Directed in Z by 110mm Cool Thru*	121
DWO 1790232	Axial MTSK-32 Driven Tool Cool Thru*	4	DWO 2122140	Radial ERA40 Geared-Down Re-Directed in Z by 110mm	121
DWO 1840120	0-180 Adj. Angle ER20 with Digital Display	38	DWO 2122240	Radial ERA40 Geared-Down Re-Directed in Z by 110mm Cool Thru*	121
DWO 1840125	0-180 Adj. Angle ER5 with Digital Display	38	DWO 2130150	Radial MTSK-50	99
DWO 1840516	0-180 Adj. Angle 16x17mm with Digital Display	38	DWO 2130250	Radial MTSK-50 Cool Thru*	99
DWO 1840519	0-180 Adj. Angle 3/4"x3/4" with Digital Display	38			
DWO 1840522	0-180 Adj. Angle 22x19mm with Digital Display	38			
DWO 1850120	0-180 Adj. Angle ER20 with Digital Display	75			
DWO 1850125	0-180 Adj. Angle ER25 with Digital Display	75			
DWO 1850516	0-180 Adj. Angle 16x17mm with Digital Display	75			
DWO 1850519	0-180 Adj. Angle 3/4"x3/4" with Digital Display	75			
DWO 1850522	0-180 Adj. Angle 22x19mm with Digital Display	75			
DWO 1860120	0-180 Adj. Angle ER20 with Digital Display	76			
DWO 1860125	0-180 Adj. Angle ER25 with Digital Display	76			
DWO 1860516	0-180 Adj. Angle 16x17mm with Digital Display	76			
DWO 1860519	0-180 Adj. Angle 3/4"x3/4" with Digital Display	76			
DWO 1860522	0-180 Adj. Angle 22x19mm with Digital Display	76			

Table of Contents

Part Number Index

DWO 2140150	Axial MTSK-50	104	DWO 2490825	Axial Reinforced Weldon 25 Cool Thru*	68
DWO 2140250	Axial MTSK-50 Cool Thru*	104	DWO 2500132	Axial Reinforced ER32	64
DWO 2150150	Axial Reinforced MTSK-50	106	DWO 2500232	Axial Reinforced ER32 Cool Thru*	64
DWO 2150250	Axial Reinforced MTSK-50 Cool Thru*	106	DWO 2500725	Axial Reinforced Weldon 25	64
DWO 2160150	Axial Reinforced MTSK-50	108	DWO 2500825	Axial Reinforced Weldon 25 Cool Thru*	64
DWO 2160250	Axial Reinforced MTSK-50 Cool Thru*	108	DWO 2510125	Axial ER25 H=95mm	64
DWO 2180150	Axial MTSK-50 H=72mm	61	DWO 2510132	Axial ER32 H=95mm	64
DWO 2180250	Axial MTSK-50 H=72mm Cool Thru*	61	DWO 2510140	Axial ER40 H=95mm	64
DWO 2190150	Axial MTSK-50 H=85mm	63	DWO 2510225	Axial ER25 H=95mm Cool Thru*	64
DWO 2190250	Axial MTSK-50 H=85mm Cool Thru*	63	DWO 2510232	Axial ER32 H=95mm Cool Thru*	64
DWO 2200150	Axial MTSK-50 H=100mm	69	DWO 2510240	Axial ER40 H=95mm Cool Thru*	64
DWO 2200250	Axial MTSK-50 H=100mm Cool Thru*	69	DWO 2510325	Axial ERA25 H=95mm	64
DWO 2222510	Radial Single Static Tool 25mm Cool Thru	47	DWO 2510425	Axial ERA25 H=95mm Cool Thru*	64
DWO 2230316	Axial Geared-Up 1:3 Rear-Set ERA16	8	DWO 2510516	Axial 16x17mm H=95mm	64
DWO 2230416	Axial Geared-Up 1:3 Rear-Set ERA16 Cool Thru*	8	DWO 2510522	Axial 22x19mm H=95mm	64
DWO 2273175	Axial Single BBH 1-1/4" H=85mm	18	DWO 2510527	Axial 27x21mm H=95mm	64
DWO 2273200	Axial Single BBH 32mm H=85mm	18	DWO 2520132	Axial Opposite Face ER32+ER25	72
DWO 2290320	Axial Driven Tool ERA20	4	DWO 2522520	Axial Opposite Face ERA25+ERA20	72
DWO 2290325	Axial Driven Tool ERA25	4	DWO 2530140	Axial MTSK-40 H=95mm	65
DWO 2290420	Axial Driven Tool ERA20 Cool Thru	4	DWO 2530150	Axial MTSK-50 H=95mm	65
DWO 2290425	Axial Driven Tool ERA25 Cool Thru	4	DWO 2530240	Axial MTSK-40 H=95mm Cool Thru*	65
DWO 2300132	Axial MTSK-32 Rear-Set	7	DWO 2530250	Axial MTSK-50 H=95mm Cool Thru*	65
DWO 2300232	Axial MTSK-32 Rear-Set Cool Thru	7	DWO 2540150	Axial Reinforced MTSK-50	66
DWO 2310120	Axial Rear-Set ER20	7	DWO 2540250	Axial Reinforced MTSK-50 Cool Thru*	66
DWO 2310125	Axial Rear-Set ER25	7	DWO 2570132	Axial Rear-Set ER32	65
DWO 2310220	Axial Rear-Set ER20 Cool Thru	7	DWO 2644010	Axial Single Static Tool Capto C4 Right Hand	97
DWO 2310225	Axial Rear-Set ER25 Cool Thru	7	DWO 2644010LC	Axial Single Static Tool Capto C4 Left Hand	97
DWO 2310320	Axial Rear-Set ERA20	7	DWO 2680320	Axial Driven Tool ERA20	6
DWO 2310325	Axial Rear-Set ERA25	7	DWO 2680325	Axial Driven Tool ERA25	6
DWO 2310420	Axial Rear-Set ERA20 Cool Thru	7	DWO 2680420	Axial Driven Tool ERA20 Cool Thru*	6
DWO 2310425	Axial Rear-Set ERA25 Cool Thru	7	DWO 2680425	Axial Driven Tool ERA25 Cool Thru*	6
DWO 2320111	Axial Geared-Up 1:2 ER11	8	DWO 2690132	Axial MTSK-32 Driven Tool	6
DWO 2320211	Axial Geared-Up 1:2 ER11 Cool Thru	8	DWO 2690232	Axial MTSK-32 Driven Tool Cool Thru*	6
DWO 2320320	Axial Geared-Up 1:2 ERA20	8	DWO 2710420	Radial Redirected ERA20 Cool Thru	22
DWO 2320420	Axial Geared-Up 1:2 ERA20 Cool Thru	8	DWO 2856010	Axial Single Static Tool Capto C6 Right Version	119
DWO 2344000	Axial Rear-Set BBH 40mm	53	DWO 2856010LC	Axial Single Static Tool Capto C6 Left Version	119
DWO 2355000	Axial Single BBH 50mm	51	DWO 2882500	Axial Single BBH 25mm	87
DWO 2355080	Axial Single BBH 2"	51	DWO 2884000	Axial Single BBH 40mm	87
DWO 2360132	Axial Geared-Down 2:1 ER32	70	DWO 2914000	Axial Single BBH 40mm H=65	17
DWO 2360140	Axial Geared-Down 2:1 ER40	70	DWO 2928022	Driven Worm Gear Tool 22mmx12mm	82
DWO 2360232	Axial Geared-Down 2:1 ER32 Cool Thru	70	DWO 2928125	Driven Worm Gear Tool 1"x12mm	82
DWO 2360240	Axial Geared-Down 2:1 ER40 Cool Thru	70	DWO 2950126L	Radial Blade Holder Cool Thru (Left Hand)	16
DWO 2360725	Axial Geared-Down 2:1 WELDON 25	70	DWO 2950126R	Radial Blade Holder Cool Thru (Right Hand)	16
DWO 2360825	Axial Geared-Down 2:1 WELDON 25 Cool Thru	70	DWO 2980332	Radial ±25° Adjustable Angle ERA32	110
DWO 2380132	Radial Blade Holder with Blade Kit	50	DWO 2990163	Axial MTSK-63	123
DWO 2390132L	Radial Double Blade Holder Cool Thru (Left Hand)	50	DWO 2990263	Axial MTSK-63 Cool Thru*	123
DWO 2390132R	Radial Double Blade Holder Cool Thru (Right Hand)	50	DWO 3030250	Radial Driven Tool Capto C5	116
DWO 2400416	Axial Multiple 2+2 Outlet in Y ER16+ER16	37	DWO 3080140	Axial Driven Tool Capto C4	91
DWO 2400425	Axial Multiple 2+2 Outlet in Y ER25+ER25	37	DWO 3080240	Axial Driven Tool Capto C4 Cool Thru*	91
DWO 2401416	Axial Multiple 2+2 Outlet in Y ER16+ER16	37	DWO 3095010	Radial Single Rear Set Static Tool Capto C5 Right Hand	132
DWO 2401425	Axial Multiple 2+2 Outlet in Y ER25+ER25	37	DWO 3095010LC	Radial Single Rear Set Static Tool Capto C5 Left Hand	132
DWO 2402416	Axial Multiple 2+2 Outlet in Y ER16+ER16	37	DWO 3096010	Radial Single Rear Set Static Tool Capto C6 Right Version	132
DWO 2402425	Axial Multiple 2+2 Outlet in Y ER25+ER25	37	DWO 3096010LC	Radial Single Rear Set Static Tool Capto C6 Left Version	132
DWO 2414000	Axial Double BBH 40mm	115	DWO 3106010	Axial Single Static Tool Capto C6 Right Version	132
DWO 2434010	Axial Rear Set Boring Bar Capto C4 Right Hand	56	DWO 3106010LC	Axial Single Static Tool Capto C6 Left Version	132
DWO 2434010LC	Axial Rear Set Boring Bar Capto C4 Left Hand	56	DWO 3110140	Axial Driven Tool Capto C4	92
DWO 2470132	Axial Reinforced ER32	60	DWO 3110240	Axial Driven Tool Capto C4 Cool Thru*	92
DWO 2470232	Axial Reinforced ER32 Cool Thru*	60	DWO 3120140	Axial Driven Tool Capto C4	92
DWO 2470725	Axial Reinforced Weldon 25	60	DWO 3120240	Axial Driven Tool Capto C4 Cool Thru*	92
DWO 2470825	Axial Reinforced Weldon 25 Cool Thru*	60	DWO 3130140	Axial Driven Tool Capto C4	93
DWO 2480132	Axial Reinforced ER32	62	DWO 3130240	Axial Driven Tool Capto C4 Cool Thru*	93
DWO 2480232	Axial Reinforced ER32 Cool Thru*	62	DWO 3140240	Axial Opposite Face Twin Capto C4+C4	93
DWO 2480725	Axial Reinforced Weldon 25	62	DWO 3150140	Radial Driven Tool Capto C4	91
DWO 2480825	Axial Reinforced Weldon 25 Cool Thru*	62	DWO 3150240	Radial Driven Tool Capto C4 Cool Thru*	91
DWO 2490132	Axial Reinforced ER32	68			
DWO 2490232	Axial Reinforced ER32 Cool Thru*	68			
DWO 2490725	Axial Reinforced Weldon 25	68			

Table of Contents

Part Number Index

DWO 3166010	Axial Single Static Tool Capto C6 Right Hand	98	DWO 3853810	Axial Rear Set BBH 1-1/2"	89
DWO 3166010LC	Axial Single Static Tool Capto C6 Left Hand	98	DWO 3854000	Axial Rear Set BBH Ø40mm	89
DWO 3176010	Radial Single Rear-Set Capto C6 Right Hand	96	DWO 3862510	Radial Single Static Tool 25mm	47
DWO 3176010LC	Radial Single Rear-Set Capto C6 Left Hand	96	DWO 3891905	Radial Multiple Static Tool 3/4"	85
DWO 3190150	Axial ERA50	124	DWO 3892000	Radial Multiple Static Tool Ø20mm	85
DWO 3190250	Axial ERA50 Cool Thru*	124	DWO 3930225	Axial Geared-Up 1:2 Opposite Face ERA25+ERA25	34
DWO 3190350	Axial ER50	124	DWO 3931225	Axial Geared-Up 1:2 Opposite Face ERA25+ERA25	35
DWO 3190450	Axial ER50 Cool Thru*	124	DWO 3932225	Axial Geared-Up 1:2 Opposite Face ERA25+ERA25	35
DWO 3200150	Axial ERA50	123	DWO 3942500	Radial Double-Side Twin Static Tool: 25mm	48
DWO 3200250	Axial ERA50 Cool Thru*	123	DWO 3942540	Radial Double-Side Twin Static Tool: 1"	48
DWO 3200350	Axial ER50	123	DWO 3954020	Radial Multiple Static Tool Capto C4 Right Hand	96
DWO 3200450	Axial ER50 Cool Thru*	123	DWO 3954020LC	Radial Multiple Static Tool Capto C4 Left Hand	96
DWO 3270150	Axial Geared-Up 1:2 ER50	127	DWO 3971905	Radial Multiple Static Tool 3/4"	49
DWO 3270250	Axial Geared-Up 1:2 ER50 Cool Thru*	127	DWO 3981905	Radial Multiple Static Tool 3/4"	49
DWO 3320332	Radial Geared-Up 1:3 ERA32	122	DWO 4032540	Radial Single-Side Twin Double Tool: 1"	48
DWO 3330225	Radial Single Side Twin Head Driven Tool ER25	122	DWO 4040320	Axial Driven Tool ERA20	5
DWO 3362000	Radial Multiple Static Tool Ø20mm	15	DWO 4040325	Axial Driven Tool ERA25	5
DWO 3374010	Axial Single Static Tool Capto C4 Right Hand	20	DWO 4040420	Axial Driven Tool ERA20 Cool Thru	5
DWO 3374010LC	Axial Single Static Tool Capto C4 Left Hand	20	DWO 4040425	Axial Driven Tool ERA25 Cool Thru	5
DWO 3380132	Radial MTSK-32 Driven Tool	1	DWO 4050132	Axial MTSK-32 Driven Tool	5
DWO 3380232	Radial MTSK-32 Driven Tool Cool Thru*	1	DWO 4050232	Axial MTSK-32 Driven Tool Cool Thru*	5
DWO 3390240	Radial ER40 Cool Thru* 70 BAR	99			
DWO 3404020	Axial Opposite Face Rear-Set Twin C4 Right Hand	98	K		
DWO 3404020LC	Axial Opposite Face Rear-Set Twin C4 Left Hand	98	KIT 1000001	Plug for 32mm or 1 1/4" BBH to Make Cool Thru	17
DWO 3414010	Axial Single Static Tool Capto C4 Right Hand	97	KIT 1000001	Plug for 32mm or 1-1/4" BBH to Make Cool Thru	18
DWO 3414010LC	Axial Single Static Tool Capto C4 Left Hand	97	KIT 1000001	Plug for 32mm or 1 1/4" BBH to Make Cool Thru	89
DWO 3424020	Radial Double Static Tool Capto C4 Right Hand	96	KIT 1000001	Plug for 32mm or 1 1/4" BBH to Make Cool Thru	53
DWO 3424020LC	Radial Double Static Tool Capto C4 Left Hand	96	KIT 1000002	Plug for 50mm or 2" BBH to Make Cool Thru	51
DWO 3430140	Axial Driven Tool Capto C4	117	KIT 1000002	Plug for 50mm or 2" BBH to Make Cool Thru	52
DWO 3430150	Axial Driven Tool Capto C5	117	KIT 1000002	Plug for 50mm BBH to Make Cool Thru	115
DWO 3430240	Axial Driven Tool Capto C4 Cool Thru*	117	KIT 1000003	Plug for 40mm BBH to Make Cool Thru	52
DWO 3430250	Axial Driven Tool Capto C5 Cool Thru*	117	KIT 1000003	Plug for 40mm BBH to Make Cool Thru	53
DWO 3462510	Axial Static Tool 25mm Cool Thru	86	KIT 1000003	Plug for 40mm BBH to Make Cool Thru	89
DWO 3470232	Radial Reinforced ER32 Cool Thru*	57	KIT 1000003	Plug for 40mm BBH to Make Cool Thru	87
DWO 3470240	Radial Reinforced ER40 Cool Thru*	57	KIT 1000003	Plug for 40mm BBH to Make Cool Thru	17
DWO 3480240	Radial MTSK-40 Reinforced Cool Thru*	57	KIT 1000004	Plug for 1-1/2" BBH to Make Cool Thru	89
DWO 3480250	Radial MTSK-50 Reinforced Cool Thru*	57	KIT 1000004	Plug for 1-1/2" BBH to Make Cool Thru	52
DWO 3490232	Radial ER32 Cool Thru*	21	KIT 1000005	Plug for 20mm or 3/4" BBH to Make Cool Thru	53
DWO 3490425	Radial ERA25 Cool Thru*	21	KIT 1000005	Plug for 3/4" BBH to Make Cool Thru	19
DWO 3490432	Radial ERA32 Cool Thru*	21	KIT 1000006	Plug for 25mm or 1" BBH to Make Cool Thru	18
DWO 3505010	Radial Single Rear-Set Capto C5 Right Hand	95	KIT 1000006	Plug for 25mm or 1" BBH to Make Cool Thru	53
DWO 3505010LC	Radial Single Rear-Set Capto C5 Left Hand	95	KIT 1000006	Plug for 25mm BBH to Make Cool Thru	87
DWO 3515010	Axial Single Static Tool Capto C5 Right Hand	98	KIT 1000015	Plug for 20mm BBH to Make Cool Thru	19
DWO 3515010LC	Axial Single Static Tool Capto C5 Left Hand	98	KIT 1000019	Plug for 40mm BBH to Make Cool Thru	115
DWO 3520425	Radial Driven Tool ERA25 Cool Thru*	1	KIT 1000025	Plug for 60mm BBH to Make Cool Thru	131
DWO 3530325	Radial ±30° Adj. Angle Redirected by 30mm ERA25	24	KIT 1000028	Plug for 20mm or 3/4" BBH to Make Cool Thru	18
DWO 3610450	Radial ERA50 Cool Thru*	120	KIT 1001002	Plug & Seal Kit for 50mm or 2" BBH to Make Cool Thru	114
DWO 3640240	Radial MTSK-40 Driven Tool Cool Thru	21	KIT 1001003	Plug & Seal Kit for 40mm BBH to Make Cool Thru	114
DWO 3652500	Radial Rear-Set Single Static Tool Ø25mm	83	KIT 1001004	Plug & Seal Kit for 1-1/2" BBH to Make Cool Thru	114
DWO 3691905	Radial Multiple Static Tool 3/4"	14	KIT 1002013	Plug & Seal Kit for 80mm BBH to Make Cool Thru	131
DWO 3692000	Radial Multiple Static Tool Ø20mm	14	KIT 1002014	Plug & Seal Kit for 3" BBH to Make Cool Thru	131
DWO 3701905	Radial Multiple Static Tool 3/4"	15	KIT 1003002	Plug & Seal Kit for 50mm or 2" BBH to Make IC	86
DWO 3702000	Radial Multiple Static Tool Ø20mm	15	KIT 1003002	Plug & Seal Kit for 50mm BBH to Make Cool Thru	87
DWO 3716010	Radial Single Rear Set Static Tool C6 Right Version	118	KIT 1003003	Plug & Seal Kit for 40mm BBH to Make Cool Thru	87
DWO 3716010LC	Radial Single Rear Set Static Tool C6 Left Version	118	KIT 1003003	Plug & Seal Kit for 40mm BBH to Make IC	86
DWO 3731905	Radial Double Side Twin Static Tool 3/4"	13	KIT 1003003	Plug & Seal Kit for 40mm BBH to Make Cool Thru	51
DWO 3732000	Radial Double Side Twin Static Tool Ø20mm	13	KIT 1003004	Plug & Seal Kit for 1 1/2" BBH to Make Cool Thru	51
DWO 3746000	Axial Single Boring Bar Holder Ø60mm	131	KIT 1003004	Plug & Seal Kit for 1 1/2" BBH to Make IC	86
DWO 3753200	Axial Single Static Tool Ø32mm	130	KIT 1003006	Plug & Seal Kit for 25mm BBH to Make IC	86
DWO 3770240	Axial Opposite Face Twin Capto C4+C4	93	KIT 1003025	Plug & Seal Kit for 60mm BBH to Make Cool Thru	88
DWO 3780125	Axial Geared-Up 1:2 ERA25	70	KIT 1005013	Plug & Seal Kit for 80mm BBH to Make Cool Thru	115
DWO 3780225	Axial Geared-Up 1:2 ERA25 Cool Thru*	70	KIT 1009025	Plug & Seal Kit for 60mm BBH to Make Cool Thru	88
DWO 3792500	Radial Single Side Twin Static Tool Ø25mm	113			
DWO 3804010	Axial Single Static Tool Capto C4 Right Hand	56	M		
DWO 3804010LC	Axial Single Static Tool Capto C4 Left Hand	56	MTSK32A03	MTSK-32 Adaptor ERA25	133
DWO 3842500	Radial Single Static Tool 25mm	47	MTSK32B03	MTSK-32 Adaptor ERA20	133
DWO 3842540	Radial Single Static Tool 1"	47	MTSK32B04	MTSK-32 Adaptor ERA16	133

Table of Contents

Part Number Index

MTSK32C02	MTSK-32 Adaptor Mill 16x17	133	MTSK63A04	MTSK-63 Adaptor ER25	138
MTSK32D01	MTSK-32 Adaptor Weldon 6	133	MTSK63B01	MTSK-63 Adaptor ERA40	138
MTSK32D02	MTSK-32 Adaptor Weldon 8	133	MTSK63B02	MTSK-63 Adaptor ERA32	138
MTSK32D03	MTSK-32 Adaptor Weldon 10	133	MTSK63B03	MTSK-63 Adaptor ERA25	138
MTSK32D04	MTSK-32 Adaptor Weldon 12	133	MTSK63C02	MTSK-63 Adaptor Mill 16x17	138
MTSK32T00	MTSK-32 Cover Plug	133	MTSK63C03	MTSK-63 Adaptor Mill 3/4"x3/4"	138
MTSK40A02	MTSK-40 Adaptor ER32	134	MTSK63C04	MTSK-63 Adaptor Mill 22x19	138
MTSK40A03	MTSK-40 Adaptor ER25	134	MTSK63C05	MTSK-63 Adaptor Mill 1"x3/4"	138
MTSK40A05	MTSK-40 Adaptor ER16	134	MTSK63C06	MTSK-63 Adaptor Mill 27x21	138
MTSK40A06	MTSK-40 Adaptor ER16	134	MTSK63C07	MTSK-63 Adaptor Mill 27x21	138
MTSK40A07	MTSK-40 Adaptor ER16	134	MTSK63D01	MTSK-63 Adaptor Weldon 6	138
MTSK40A08	MTSK-40 Adaptor ER11	134	MTSK63D02	MTSK-63 Adaptor Weldon 8	138
MTSK40A09	MTSK-40 Adaptor ER11	134	MTSK63D03	MTSK-63 Adaptor Weldon 10	138
MTSK40B02	MTSK-40 Adaptor ERA25	134	MTSK63D04	MTSK-63 Adaptor Weldon 12	138
MTSK40B03	MTSK-40 Adaptor ERA20	134	MTSK63D05	MTSK-63 Adaptor Weldon 16	138
MTSK40C02	MTSK-40 Adaptor Mill 16x17	135	MTSK63D06	MTSK-63 Adaptor Weldon 20	138
MTSK40C03	MTSK-40 Adaptor Mill 3/4"	135	MTSK63D17	MTSK-63 Adaptor Weldon 1"	138
MTSK40C04	MTSK-40 Adaptor Mill 22x19	135	MTSK63E01	MTSK-63 POWERGRIP PG32	138
MTSK40C05	MTSK-40 Adaptor Mill 27x21	135	MTSK63T00	MTSK-63 Cover Plug	138
MTSK40D01	MTSK-40 Adaptor Weldon 6	135			
MTSK40D02	MTSK-40 Adaptor Weldon 8	135			
MTSK40D03	MTSK-40 Adaptor Weldon 10	135			
MTSK40D04	MTSK-40 Adaptor Weldon 12	135			
MTSK40D06	MTSK-40 Adaptor Weldon 16	135			
MTSK40D07	MTSK-40 Adaptor Weldon 20	135			
MTSK40D11	MTSK-40 Adaptor Weldon 1/4"	135			
MTSK40D12	MTSK-40 Adaptor Weldon 5/16"	135			
MTSK40D13	MTSK-40 Adaptor Weldon 3/8"	135			
MTSK40D14	MTSK-40 Adaptor Weldon 1/2"	135			
MTSK40D21	MTSK-40 Adaptor Weldon 6	135			
MTSK40D24	MTSK-40 Adaptor Weldon 10	135			
MTSK40D25	MTSK-40 Adaptor Weldon 12	135			
MTSK40F01	MTSK-40 Adaptor Mil 1/2"	135			
MTSK40G03	MTSK-40 Adaptor MR25	135			
MTSK40H01	MTSK-40 Adaptor Morse 1	135			
MTSK40H02	MTSK-40 Adaptor Morse 2	135			
MTSK40T00	MTSK-40 Cover Plug	135			
MTSK50A01	MTSK-50 Adaptors ER40	136			
MTSK50A02	MTSK-50 Adaptors ER32	136			
MTSK50A03	MTSK-50 Adaptors ER25	136			
MTSK50A05	MTSK-50 Adaptors ER16	136			
MTSK50B01	MTSK-50 Adaptors ERA32	136			
MTSK50B02	MTSK-50 Adaptors ERA25	136			
MTSK50B03	MTSK-50 Adaptors ERA20	136			
MTSK50C02	MTSK-50 Adaptors Mill	137			
MTSK50C03	MTSK-50 Adaptors Mill	137			
MTSK50C04	MTSK-50 Adaptors Mill	137			
MTSK50C05	MTSK-50 Adaptors Mill	137			
MTSK50C06	MTSK-50 Adaptors Mill	137			
MTSK50C07	MTSK-50 Adaptors Mill	137			
MTSK50D01	MTSK-50 Adaptor Weldon 6	137			
MTSK50D02	MTSK-50 Adaptor Weldon 8	137			
MTSK50D03	MTSK-50 Adaptor Weldon 10	137			
MTSK50D04	MTSK-50 Adaptor Weldon 12	137			
MTSK50D05	MTSK-50 Adaptor Weldon 16	137			
MTSK50D07	MTSK-50 Adaptor Weldon 20	137			
MTSK50D08	MTSK-50 Adaptor Weldon 25	137			
MTSK50D11	MTSK-50 Adaptor Weldon 1/4"	137			
MTSK50D12	MTSK-50 Adaptor Weldon 5/16"	137			
MTSK50D13	MTSK-50 Adaptor Weldon 3/8"	137			
MTSK50D14	MTSK-50 Adaptor Weldon 1/2"	137			
MTSK50D15	MTSK-50 Adaptor Weldon 5/8"	137			
MTSK50E01	MTSK-50 Adaptor POWERGRIP PG25	137			
MTSK50T00	MTSK-50 Cover Plug	137			
MTSK63A01	MTSK-63 Adaptor ER50	138			
MTSK63A02	MTSK-63 Adaptor ER40	138			
MTSK63A03	MTSK-63 Adaptor ER32	138			