

DRIVEN and STATIC TOOLING

For

**MAZAK**



10139 BERGIN RD.

HOWELL, MI 48843

PHONE : 877-91-TOOLS ( 810-632-4446 )

FAX: 877-92-TOOLS ( 810-632-4467 )

EMAIL: [info@mdtooling.com](mailto:info@mdtooling.com)

WEBSITE: [www.mdtooling.com](http://www.mdtooling.com)

# Live Tooling



M. T. Marchetti, a major live tool manufacturer in northern Italy, is a leader in live tool technology. The formula is simple. Use only the best angular contact high-speed bearings available. Add to this an exacting tolerances for all ground shafts, gears and bearing pocket features. Next, develop a sealed system that **will not** allow any contamination from chips or coolant.

Top this all off with a superior design and you end up with a live tool that is more rigid, faster and will last longer. **We back this up with a 2-Year factory warranty.**

## Our Live Tool Warranty

Our tooling will give years of service in the most demanding applications. The superior design and rugged construction has proven this over the last 12 years. The reliability of our tools allows us to provide a 2-year factory warranty, for non-wear components.

MD Tooling will repair any defective tool holders for a period of 2 years from the date of purchase.

## Product Range

We have the largest range of live tooling available for most major machine tool manufactures.

Our available products include an extensive line of standard live tooling as well as specialty tool holders such as 0-180 adjustable angle tool holders, gear hobbors, and even worm gear generators. Our product range includes geared up holders to 60,000 RPM and are engineered for 1,000 PSI coolant through.

We are an industry leader in providing complete tooling solutions with hundreds of static tool options as well.

## Technical Support

Here at MD Tooling we have a full technical support department with over 35 years of CNC experience.

Our highly qualified staff can help with part processing, tooling up a job from a blue print and even assist with part programming. Applications Engineers are always available by phone to answer any questions you may have about our tooling or any other CNC related issue.

## Stock and Replenishment

MD Tooling maintains an extensive inventory of tooling in our warehouse in Michigan. Our current "fill" rate on orders is 93% from our stock in Michigan for same day shipping.

Should you require a non-stock item, our manufacturer, M.T. Marchetti also maintains a large inventory in Italy. Tooling can be obtained in as little as 3-5 business days.

## Shipping

MD Tooling realizes that when you need tooling, often you can't wait until the next day. We process orders and ship from available stock right up until 4PM EST to make certain we get your tooling solutions to you as quickly as possible.

We regularly ship throughout the day via UPS, FedEx or any other carrier that a customer requests.



10139 Bergin Road  
Howell, MI 48843  
**Phone:** (810) 632-4446  
**Fax:** (810) 632-4467  
**Email:** [info@mdtooling.com](mailto:info@mdtooling.com)  
**Web:** [www.mdtooling.com](http://www.mdtooling.com)

- Fast, Friendly, Reliable Service!
- Quality tooling at highly competitive pricing.
- 2-Year Warranty on all live tools.
- Extensive inventory. We currently ship over 93% of all orders same day.
- In-house repair services available.
- If a warranty tool needs to be returned for inspection, service or repair, loaner tools are available to keep your machine tool production up and running.
- More specialty tool holders than any other manufacturer.
- Custom tool holders available.
- All available tooling may not be shown in this catalog. If you can't find the holder you're looking for, please contact our office for assistance.



# Table of Contents

## Categorized Listing

<b>SQT 15-18M/MS/MY/MSY 12 STATION - SQT200-250M/MS/MY/MSY 12 STATION - QT NEXUS 200-250M/MS/MY/MSY 12 STATION - QT NEXUS 200II-250II M/MS/MY/MSY 12 STATION - SUPER QUADREX 200-250M - IVS200/300M</b>	<b>1</b>	<b>SQT 15-18M/MS/MY/MSY 12 STATION SQT200-250M/MS/MY/MSY 12 STATION - QT NEXUS 200-250M/MS/MY/MSY 12 STATION - QT NEXUS 200II-250II M/MS/MY/MSY 12 STATION - SUPER QUADREX 200-250M</b>	<b>14</b>
<b>DRIVEN</b>	<b>1</b>	<b>STATIC</b>	<b>14</b>
RADIAL DRIVEN TOOL	1	RADIAL SINGLE TOOL STATIC HOLDER	14
QUICK CHANGE RADIAL MTSK DRIVEN TOOL	1	<b>SQT 15-18M/MS/MY/MSY 12 STATION SQT200-250M/MS/MY/MSY 12 STATION - QT NEXUS 200-250M/MS/MY/MSY 12 STATION - QT NEXUS 200II-250II M/MS/MY/MSY 12 STATION</b>	<b>14</b>
RADIAL DRIVEN TOOL REDIRECTED IN Z BY 50mm	2	<b>STATIC</b>	<b>14</b>
RADIAL GEARED-DOWN 2:1 DRIVEN TOOL REDIRECTED IN Z BY 50mm	2	RADIAL SINGLE SIDE TWIN STATIC TOOL	14
RADIAL GEARED-UP 1:2 DRIVEN TOOL REDIRECTED IN Z BY 50mm	3	<b>SQT 15-18M/MS/MY/MSY 12 STATION SQT200-250M/MS/MY/MSY 12 STATION - QT NEXUS 200-250M/MS/MY/MSY 12 STATION - QT NEXUS 200II-250II M/MS/MY/MSY 12 STATION - SUPER QUADREX 200-250M</b>	<b>15</b>
RADIAL REINFORCED DRIVEN TOOL REDIRECTED IN Z BY 50mm	3	<b>STATIC</b>	<b>15</b>
<b>DRIVEN</b>	<b>4</b>	RADIAL SINGLE TOOL DOUBLE SIDED STATIC HOLDER	15
RADIAL REINFORCED GEARED-DOWN 2:1 DRIVEN TOOL REDIRECTED IN Z BY 50mm	4	<b>SQT 15-18M/MS/MY/MSY 12 STATION SQT200-250M/MS/MY/MSY 12 STATION - QT NEXUS 200-250M/MS/MY/MSY 12 STATION - QT NEXUS 200II-250II M/MS/MY/MSY 12 STATION - SUPER QUADREX 200-250M</b>	<b>16</b>
RADIAL REINFORCED GEARED-UP 1:2 DRIVEN TOOL REDIRECTED IN Z BY 50mm	4	<b>STATIC</b>	<b>16</b>
<b>SQT 15-18M/MS/MY/MSY 12 STATION - SQT200-250M/MS/MY/MSY 12 STATION - QT NEXUS 200-250M/MS/MY/MSY 12 STATION - QT NEXUS 200II-250II M/MS/MY/MSY 12 STATION</b>	<b>5</b>	RADIAL DOUBLE BLADE HOLDER WITH BLADE KIT	16
<b>DRIVEN</b>	<b>5</b>	RADIAL DOUBLE BLADE HOLDER INTERNAL COOLANT (BLADEKIT NOT INCLUDED)	16
RADIAL SINGLE SIDE TWIN HEAD DRIVEN TOOL IN Y	5	AXIAL SINGLE TOOL STATIC HOLDER	17
<b>SQT 15-18M/MS/MY/MSY 12 STATION - SQT200-250M/MS/MY/MSY 12 STATION - QT NEXUS 200-250M/MS/MY/MSY 12 STATION - QT NEXUS 200II-250II M/MS/MY/MSY 12 STATION - SUPER QUADREX 200-250M - IVS200/300M</b>	<b>5</b>	AXIAL SINGLE BORING BAR HOLDER H=130mm	17
RADIAL ±25° ADJUSTABLE ANGLE DRIVEN TOOL REDIRECTED BY 50mm	5	AXIAL SINGLE BORING BAR HOLDER H=140mm	18
AXIAL DRIVEN TOOL H=80mm	6	<b>SQT 15-18M/MS/MY/MSY 12 STATION SQT200-250M/MS/MY/MSY 12 STATION - QT NEXUS 200-250M/MS/MY/MSY 12 STATION - QT NEXUS 200II-250II M/MS/MY/MSY 12 STATION</b>	<b>18</b>
AXIAL DRIVEN TOOL H=130mm	6	<b>STATIC</b>	<b>18</b>
QUICK CHANGE AXIAL MTSK DRIVEN TOOL	7	AXIAL DOUBLE BORING BAR HOLDER 2 POSITIONS IN Y	18
AXIAL GEARED-UP 1:3 DRIVEN TOOL	7	<b>SQT 15-18M/MS/MY/MSY 12 STATION SQT200-250M/MS/MY/MSY 12 STATION - SUPER QUADREX 200-250M</b>	<b>19</b>
<b>SQT 15-18M/MS/MY/MSY - SQT200-250M/MS/MY/MSY 12 STATION - QT NEXUS 200-250M/MS/MY/MSY 12 STATION - QT NEXUS 20011-25011 M/MS/MY/MSY 12 STATION - SUPER QUADREX 200-250M</b>	<b>8</b>	<b>STATIC</b>	<b>19</b>
<b>DRIVEN</b>	<b>8</b>	AXIAL 3+3 POSITION BORING BAR HOLDER	19
AXIAL OPPOSITE FACE DRIVEN TOOL	8	<b>SQT 15-18M/MS/MY/MSY 12 STATION SQT200-250M/MS/MY/MSY 12 STATION - QT NEXUS 200-250M/MS/MY/MSY 12 STATION - QT NEXUS 200II-250II M/MS/MY/MSY 12 STATION - SUPER QUADREX 200-250M - IVS200/300M</b>	<b>20</b>
<b>SQT 15-18M/MS/MY/MSY 12 STATION - SQT200-250M/MS/MY/MSY 12 STATION - QT NEXUS 200-250M/MS/MY/MSY 12 STATION - QT NEXUS 200II-250II M/MS/MY/MSY 12 STATION - SUPER QUADREX 200-250M - IVS200/300M</b>	<b>8</b>	<b>CAPTO DRIVEN</b>	<b>20</b>
<b>DRIVEN</b>	<b>8</b>	RADIAL DRIVEN TOOL REDIRECTED IN Z BY 50mm CAPTO C4	20
AXIAL OPPOSITE FACE REAR-SET DRIVEN TOOL	8	<b>SQT 15-18M/MS/MY/MSY 12 STATION SQT200-250M/MS/MY/MSY 12 STATION - QT NEXUS 200-250M/MS/MY/MSY 12 STATION - QT NEXUS 200II-250II M/MS/MY/MSY 12 STATION - SUPER QUADREX 200-250M - IVS200/300M</b>	<b>21</b>
AXIAL GEARED-UP 1:2 OPPOSITE FACE TWIN DRIVEN TOOL	9	<b>AXIAL DRIVEN TOOL CAPTO C4</b>	<b>21</b>
AXIAL GEARED-UP 1:2 OPPOSITE FACE TWIN DRIVEN TOOL	9	<b>SQT 15-18M/MS/MY/MSY 12 STATION SQT200-250M/MS/MY/MSY 12 STATION - QT NEXUS 200-250M/MS/MY/MSY 12 STATION - QT NEXUS 200II-250II M/MS/MY/MSY 12 STATION - SUPER QUADREX 200-250M - IVS200/300M</b>	<b>21</b>
(0-180) ADJUSTABLE ANGLE DRIVEN TOOL	10	<b>STATIC</b>	<b>22</b>
(0-180) ADJUSTABLE ANGLE DRIVEN TOOL WITH DIGITAL DISPLAY	10	RADIAL SINGLE STATIC TOOL CAPTO C4	22
<b>DRIVEN</b>	<b>11</b>	<b>CAPTO STATIC</b>	<b>22</b>
(0-180) ADJUSTABLE ANGEL DRIVEN TOOL	11	RADIAL SINGLE TOOL CAPTO C4	22
(0-180) ADJUSTABLE ANGLE DRIVEN TOOL WITH DIGITAL DISPLAY	11	<b>CAPTO STATIC</b>	<b>22</b>
<b>SQT 15-18M/MS/MY/MSY 12 STATION SQT200-250M/MS/MY/MSY 12 STATION - QT NEXUS 200-250M/MS/MY/MSY 12 STATION - QT NEXUS 200II-250II M/MS/MY/MSY 12 STATION - SUPER QUADREX 200-250M - IVS200/300M</b>	<b>12</b>	RADIAL SINGLE TOOL CAPTO C4	22
(0-180) ADJUSTABLE ANGLE DRIVEN TOOL GEARED UP 1:2	12	<b>CAPTO STATIC</b>	<b>22</b>
(0-180) ADJUSTABLE ANGLE DRIVEN TOOL GEARED-UP 1:2 WITH DIGITAL DISPLAY	12	RADIAL SINGLE TOOL CAPTO C4	22
BROACHING/SLOTING DRIVEN TOOL 25mm H=130mm	13	<b>CAPTO STATIC</b>	<b>22</b>
BROACHING/SLOTING DRIVEN TOOL 50mm H=130mm	13		

# Table of Contents

## Categorized Listing

AXIAL SINGLE STATIC TOOL CAPTO C4	22	<b>CAPTO STATIC</b>	<b>39</b>
<b>SQT 15-18M/MS/MY/MSY 16 ST. - QT NEXUS</b>		RADIAL SINGLE STATIC TOOL CAPTO C4	39
<b>200-250M/MS/MY/MSY 16 ST. - QT NEXUS</b>		RADIAL SINGLE STATIC TOOL CAPTO C5	39
<b>200II-250IIM/MS/MY/MSY 16 ST. - QT NEXUS</b>		RADIAL DOUBLE STATIC TOOL CAPTO C5	39
<b>100-150M/MS 12 ST. - QT NEXUS 100II M/MS -</b>		AXIAL SINGLE STATIC TOOL CAPTO C4 H=150mm	40
<b>QT100M - SQT100M/MS/MY/MSY - SQT10M/MS 12</b>		AXIAL SINGLE STATIC TOOL CAPTO C5 H=145mm	40
<b>ST. - SQT200-250M/MS/MY/MSY 16 ST.</b>	<b>23</b>	AXIAL SINGLE STATIC TOOL CAPTO C5 H=135mm	41
<b>DRIVEN</b>	<b>23</b>	AXIAL SINGLE STATIC TOOL FOR SUBSPINDLE CAPTO C5 H=135mm	41
(0-180) ADJUSTABLE ANGLE DRIVEN TOOL	23	<b>MULTIPLEX 610/6100 12 STATION - MULTIPLEX 620/6200 16</b>	
(0-180) ADJUSTABLE ANGLE DRIVEN TOOL WITH DIGITAL DISPLAY	23	<b>STATION - HYPER QUADREX 100/150MSX/MSY 12</b>	
<b>SQT 15-18M/MS/MY/MSY 16 ST. - QT NEXUS</b>		<b>STATION - HYPER QUADREX 200-250MS/MSY 16</b>	<b>42</b>
<b>200-250M/MS/MY/MSY 16 ST. - QT NEXUS</b>		<b>STATION</b>	
<b>200II-250IIM/MS/MY/MSY 16 ST. - QT NEXUS</b>		<b>DRIVEN</b>	<b>42</b>
<b>100-150M/MS 12 ST. - QT NEXUS 100II M/MS -</b>		RADIAL DRIVEN TOOL	42
<b>QT100M - SQT100M/MS/MY/MSY - SQT10M/MS 12</b>		RADIAL DRIVEN TOOL REDIRECTED IN Z BY 50mm	42
<b>ST. - SQT200-250M/MS/MY/MSY 16 ST.</b>	<b>24</b>	RADIAL GEARED-UP 1:2 DRIVEN TOOL REDIRECTED IN Z BY 50mm	43
<b>DRIVEN</b>	<b>24</b>	RADIAL SINGLE SIDE TWIN HEAD DRIVEN TOOL IN Y	43
(0-180) GEARED UP ADJUSTABLE ANGLE DRIVEN TOOL ERA16	24	<b>DRIVEN</b>	<b>44</b>
(0-180) ADJUSTABLE ANGLE GEARED-UP 1:2 WITH DIGITAL DISPLAY	24	AXIAL DRIVEN TOOL	44
DRIVEN GEAR HOBBER	25	QUICK CHANGE AXIAL MTSK DRIVEN TOOL	44
<b>SQT 15-18M/MS/MY/MSY 16 ST. - QT NEXUS</b>		AXIAL GEARED-UP 1:3 DRIVEN TOOL	45
<b>200-250M/MS/MY/MSY 16 ST. - QT NEXUS</b>		AXIAL SINGLE SIDE TWIN HEAD DRIVEN TOOL IN Y FOR SUBSPINDLE	46
<b>200II-250IIM/MS/MY/MSY 16 ST. - QT NEXUS</b>		AXIAL MULTIPLE 2/4 OUTLET DRIVEN TOOL IN Y H=118mm	46
<b>100-150M/MS 12 ST. - SQT200-250M/MS/MY/MSY 16</b>		(0-180) ADJUSTABLE ANGLE DRIVEN TOOL	47
<b>ST.</b>	<b>26</b>	(0-180) ADJUSTABLE ANGLE DRIVEN TOOL WITH DIGITAL DISPLAY	47
<b>STATIC</b>	<b>26</b>	(0-180) ADJUSTABLE ANGLE DRIVEN TOOL GEARED-UP 1:2	48
AXIAL SINGLE BORING BAR HOLDER H=130mm	26	(0-180) ADJUSTABLE ANGLE DRIVEN TOOL GEARED-UP 1:2 WITH DIGITAL DISPLAY	48
<b>MULTIPLEX 420-620-625-6200-6250 12 STATION / HYPER</b>		<b>MULTIPLEX 610/6100 12 STATION - MULTIPLEX 620/6200 16</b>	
<b>QUADREX 200-250MSY 12 STATION / MULTIPLEX</b>		<b>STATION - HYPER QUADREX 100/150MSX/MSY 12</b>	
<b>8200 (TURRET SUP. 12 STATION) / MULTIPLEX</b>		<b>STATION - HYPER QUADREX 200-250MS/MSY 16</b>	<b>49</b>
<b>W-200 12 STATION</b>	<b>27</b>	<b>STATION</b>	
<b>DRIVEN</b>	<b>27</b>	<b>DRIVEN</b>	<b>49</b>
RADIAL REINFORCED DRIVEN TOOL REDIRECTED IN Z BY 50mm	27	DRIVEN GEAR HOBBER	49
RADIAL GEARED-DOWN 2:1 DRIVEN TOOL REDIRECTED IN Z BY 50mm	27	<b>STATIC</b>	<b>50</b>
RADIAL REINFORCED GEARED-DOWN 2:1 DRIVEN TOOL REDIRECTED IN Z BY 50mm	28	RADIAL SINGLE SIDE TWIN STATIC TOOL	50
RADIAL REINFORCED GEARED-UP 1:2 DRIVEN TOOL REDIRECTED IN Z BY 50mm	28	RADIAL DOUBLE SIDE TWIN STATIC TOOL	50
<b>MULTIPLEX 420-620-625-6200-6250 12 STATION / HYPER</b>		AXIAL SINGLE BORING BAR HOLDER H=130mm	51
<b>QUADREX 200-250MSY 12 STATION / MULTIPLEX</b>		AXIAL DOUBLE BORING BAR HOLDER 2+2 POSITIONS IN Y	51
<b>8200 (TURRET SUP. 12 STATION) / MULTIPLEX</b>		AXIAL 3+3 POSITION BORING BAR HOLDER	52
<b>W-200 12 STATION</b>	<b>29</b>	AXIAL 6 POSITION BORING BAR HOLDER	52
<b>DRIVEN</b>	<b>29</b>	<b>QT NEXUX 300/350/400/450M/MY - QT NEXUS 300II/350II/400II/450II</b>	
AXIAL DRIVEN TOOL H=130mm	29	<b>M/MY - SQT 28/30 - MEGATURN NEXUS 900M -</b>	
QUICK CHANGE AXIAL MTSK DRIVEN TOOL	29	<b>SLANT TURN NEXUS 500/550M - UNIVERSAL</b>	
AXIAL GEARED-DOWN 2:1 DRIVEN TOOL	30	<b>2000/3000M - HYPER QUADREX 450M -</b>	
AXIAL GEARED-UP 1:3 DRIVEN TOOL	30	<b>SQT300/350/400/450M/MY</b>	<b>53</b>
(0-180) ADJUSTABLE ANGLE DRIVEN TOOL	31	<b>DRIVEN</b>	<b>53</b>
(0-180) ADJUSTABLE ANGLE DRIVEN TOOL WITH DIGITAL DISPLAY	32	RADIAL DRIVEN TOOL REDIRECTED IN Z BY 75mm	53
(0-180) ADJUSTABLE ANGLE DRIVEN TOOL	32	AXIAL DRIVEN TOOL H=160mm	53
(0-180) ADJUSTABLE ANGLE DRIVEN TOOL WITH DIGITAL DISPLAY	33	<b>QT NEXUX 300/350/400/450M/MY - QT NEXUS 300II/350II/400II/450II</b>	
(0-180) ADJUSTABLE ANGLE DRIVEN TOOL GEARED-UP 1:2	33	<b>M/MY - SQT 28/30 - MEGATURN NEXUS 900M -</b>	
(0-180) ADJUSTABLE ANGLE DRIVEN TOOL GEARED-UP 1:2 WITH DIGITAL DISPLAY	34	<b>SLANT TURN NEXUS 500/550M - UNIVERSAL</b>	
BROACHING/SLOTING DRIVEN TOOL 25mm STROKE H=130mm	35	<b>2000/3000M - HYPER QUADREX 450M -</b>	
BROACHING/SLOTING DRIVEN TOOL 50mm STROKE H=130mm	35	<b>SQT300/350/400/450M/MY</b>	<b>54</b>
<b>STATIC</b>	<b>36</b>	(0-180) ADJUSTABLE ANGLE DRIVEN TOOL	54
RADIAL SINGLE STATIC TOOL	36	(0-180) ADJUSTABLE ANGLE DRIVEN TOOL WITH DIGITAL DISPLAY	54
RADIAL DOUBLE STATIC TOOL	36	DRIVEN GEAR HOBBER	55
RADIAL DOUBLE BLADE HOLDER WITH BLADE KIT	37	<b>STATIC</b>	<b>56</b>
RADIAL DOUBLE BLADE HOLDER WITH INTERNAL COOLANT - BLADE KIT NOT INCLUDED	37	RADIAL SINGLE STATIC TOOL	56
<b>CAPTO DRIVEN</b>	<b>38</b>	AXIAL SINGLE STATIC TOOL	56
AXIAL DRIVEN TOOL CAPTO C4	38	<b>QT NEXUX 300/350/400/450M/MY - QT NEXUS 300II/350II/400II/450II</b>	
AXIAL DRIVEN TOOL FOR SUBSPINDLE CAPTO C4	38	<b>M/MY - SQT 28/30 - MEGATURN NEXUS 900M -</b>	
		<b>SLANT TURN NEXUS 500/550M - UNIVERSAL</b>	
		<b>2000/3000M - HYPER QUADREX 450M -</b>	
		<b>SQT300/350/400/450M/MY</b>	<b>57</b>

## Table of Contents

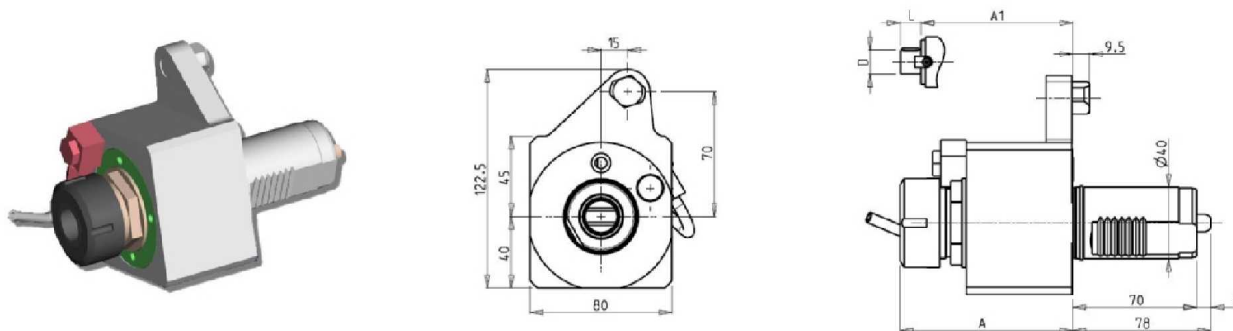
### Categorized Listing

<b>STATIC</b>	<b>57</b>
AXIAL SINGLE BORING BAR HOLDER H=175mm	57
AXIAL SINGLE BORING BAR HOLDER H=175mm	57
<b>MULTIPLEX 630/6300 - MULTIPLEX W-300</b>	<b>58</b>
<b>DRIVEN</b>	<b>58</b>
AXIAL GEARED-DOWN 2:1 DRIVEN TOOL H=175mm	58
<b>STATIC</b>	<b>59</b>
RADIAL SINGLE STATIC TOOL	59
AXIAL SINGLE BORING BAR HOLDER H=190mm	59
<b>QUICK TURN SMART 100M/150M/200M/250M - QT 100/200/250M</b>	
<b>12ST. - QT 200/250M 16ST. - QTC100/200/300M -</b>	
<b>QTE100/200/300M - QTU 200/250/350M - QT-Ez</b>	
<b>8/10/12M</b>	<b>60</b>
<b>DRIVEN</b>	<b>60</b>
RADIAL DRIVEN TOOL	60
RADIAL DRIVEN TOOL REDIRECTED IN Z BY 50mm	60
<b>DRIVEN</b>	<b>61</b>
RADIAL GEARED-DOWN 2:1 DRIVEN TOOL REDIRECTED IN Z BY 50mm	61
<b>QUICK TURN SMART 100M/150M/200M/250M - QT 100/200/250M</b>	
<b>12ST. - QT 200/250M 16ST. - QTC100/200/300M -</b>	
<b>QTE100/200/300M - QTU 200/250/350M - QT-Ez</b>	
<b>8/10/12M</b>	<b>62</b>
AXIAL DRIVEN TOOL H=80mm	62
AXIAL OPPOSITE FACE REAR SET DRIVEN TOOL H=85mm	62
<b>QUICK TURN SMART 100M/150M/200M/250M - QT 100/200/250M</b>	
<b>12ST. - QT 200/250M 16ST. - QTC100/200/300M -</b>	
<b>QTE100/200/300M - QTU 200/250/350M - QT-Ez</b>	
<b>8/10/12M</b>	<b>63</b>
<b>DRIVEN</b>	<b>63</b>
0-180° ADJUSTABLE ANGLE DRIVEN TOOL	63
<b>DRIVEN</b>	<b>64</b>
0-180° ADJUSTABLE ANGLE DRIVEN TOOL WITH DIGITAL DISPLAY	64
<b>QUICK TURN SMART 100M/150M/200M/250M - QT 100/200/250M</b>	
<b>12ST. - QT 200/250M 16ST. - QTC100/200/300M -</b>	
<b>QTE100/200/300M - QTU 200/250/350M - QT-Ez</b>	
<b>8/10/12M</b>	<b>65</b>
0-180° ADJUSTABLE ANGLE DRIVEN TOOL GEARED-UP 1:2	65
<b>QUICK TURN SMART 100M/150M/200M/250M - QT 100/200/250M</b>	
<b>12ST. - QT 200/250M 16ST. - QTC100/200/300M -</b>	
<b>QTE100/200/300M - QTU 200/250/350M - QT-Ez</b>	
<b>8/10/12M</b>	<b>66</b>
<b>DRIVEN</b>	<b>66</b>
0-180° ADJUSTABLE ANGLE DRIVEN TOOL GEARED-UP 1:2 WITH DIGITAL DISPLAY	66
DRIVEN GEAR HOBBER	66
QUICK CHANGE AXIAL MTSK DRIVEN TOOL FOR POWER SKIVING	
H=85mm	67
BROACHING/SLOTING DRIVEN TOOL 25mm STROKE H=87mm	68
BROACHING/SLOTING DRIVEN TOOL 50mm STROKE H=87mm	68
<b>STATIC</b>	<b>69</b>
RADIAL SINGLE STATIC TOOL	69
RADIAL BLADE HOLDER WITH BLADE KIT	70
RADIAL DOUBLE BLADE HOLDER WITH INTERNAL COOLANT - BLADE KIT	
NOT INCLUDED	70
AXIAL SINGLE BORING BAR HOLDER H=95mm	71
<b>CAPTO STATIC</b>	<b>72</b>
RADIAL SINGLE STATIC TOOL CAPTO C4	72
AXIAL SINGLE STATIC TOOL CAPTO C4	72
<b>ACCESSORIES</b>	<b>73</b>
<b>DRIVEN</b>	<b>73</b>
MTSK-40 ER ADAPTORS	73
MTSK-40 MILL ADAPTORS	74

SQT 15-18M/MS/MY/MSY 12 STATION - SQT200-250M/MS/MY/MSY 12 STATION - QT NEXUS 200-250M/MS/MY/MSY 12 STATION - QT NEXUS 200II-250II M/MS/MY/MSY 12 STATION - SUPER QUADREX 200-250M - IVS200/300M

**DRIVEN**

**RADIAL DRIVEN TOOL**

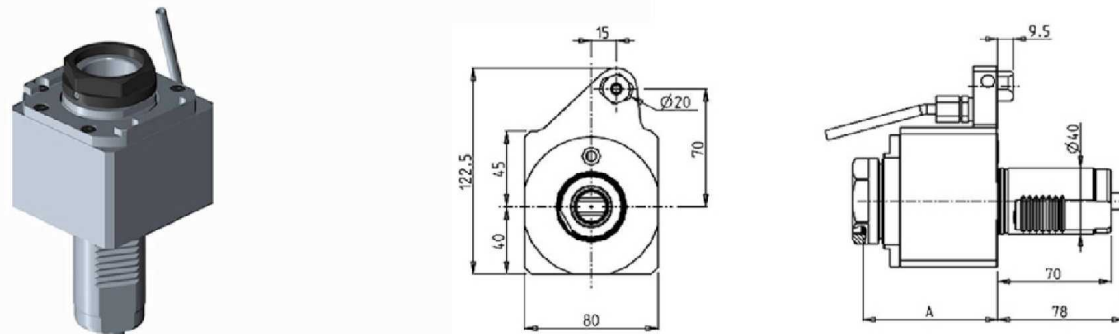


PartNumber	Description	Spindle	I	RPM	Cool Thru	Ext. Cool	A	A1	D	L
MZK0090225	Radial ERA25 Standard	ERA25	1:1	6000		X	83.33			
MZK0090232	Radial ER32 Standard	ER32	1:1	6000		X	97.46			
MZK1060232	Radial ER32 Cool Thru*	ER32	1:1	6000	X	X	112.46			
MZK0092219	Radial Mill Head 22x19mm	22x19	1:1	6000		X		98.8	22	19

\* Coolant Thru tools are designed for 1000 psi. They require 5 Micron Filtration and **CANNOT** be run dry.

**QUICK CHANGE RADIAL MTSK DRIVEN TOOL**

*See Accessories for MTSK Clamping Units*



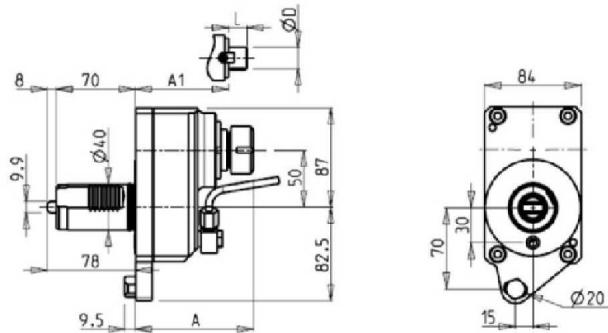

PartNumber	Description	Spindle	I	RPM	Cool Thru	Ext Cool	A
MZK0640140	Radial MTSK40	MTSK40	1:1	6000		X	82.8
MZK0640240	Radial MTSK40 Cool Thru*	MTSK40	1:1	6000	X	X	95.8

\*Coolant Thru tools are designed for 400 psi MAX. They require 5 Micron Filtration and **CANNOT** be run dry.

SQT 15-18M/MS/MY/MSY 12 STATION - SQT200-250M/MS/MY/MSY 12 STATION - QT NEXUS 200-250M/MS/MY/MSY 12 STATION - QT NEXUS 200II-250II M/MS/MY/MSY 12 STATION - SUPER QUADREX 200-250M - IVS200/300M

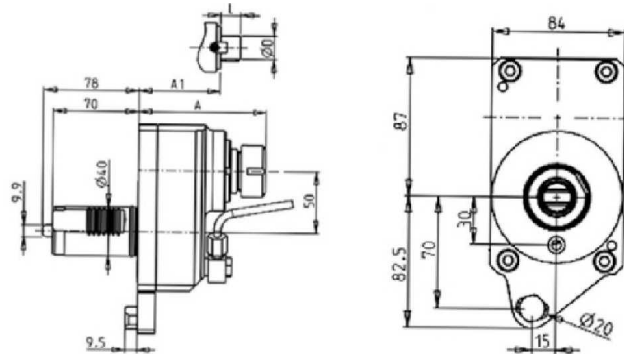

DRIVEN

RADIAL DRIVEN TOOL REDIRECTED IN Z BY 50mm



PartNumber	Description	Spindle	I	RPM	Ext. Cool	A	A1	D	L
MZK0010025	Radial Redirected ER25	ER25	1:1	6000	X	106.1			
MZK0010032	Radial Redirected ER32	ER32	1:1	6000	X	118.1			
MZK0010017	Radial Redirected Mill Head 16x17mm	16x17	1:1	6000	X		86	16	17
MZK0010019	Radial Redirected Mill Head 22x19mm	22x19	1:1	6000	X		88	22	19
MZK0010027	Radial Redirected Mill Head 27x21mm	27x21	1:1	6000	X		90	27	21

RADIAL GEARED-DOWN 2:1 DRIVEN TOOL REDIRECTED IN Z BY 50mm



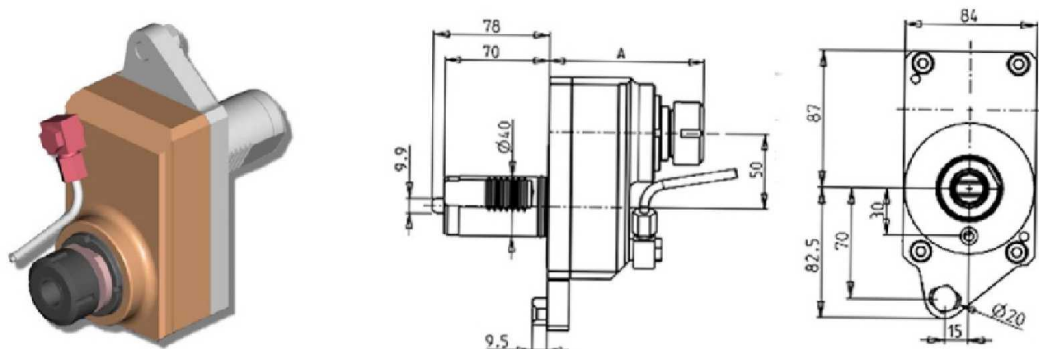
PartNumber	Description	Spindle	I	RPM	Ext. Cool	A	A1	D	L
MZK0011232	Radial Geared Down 2:1 ER32	ER32	2:1	3000	X	118.1			
MZK0011227	Radial Geared Down 2:1 Ø27x21mm	27x21	2:1	3000	X		90	27	21



SQT 15-18M/MS/MY/MSY 12 STATION - SQT200-250M/MS/MY/MSY 12 STATION - QT NEXUS 200-250M/MS/MY/MSY 12 STATION - QT NEXUS 200II-250II M/MS/MY/MSY 12 STATION - SUPER QUADREX 200-250M - IVS200/300M

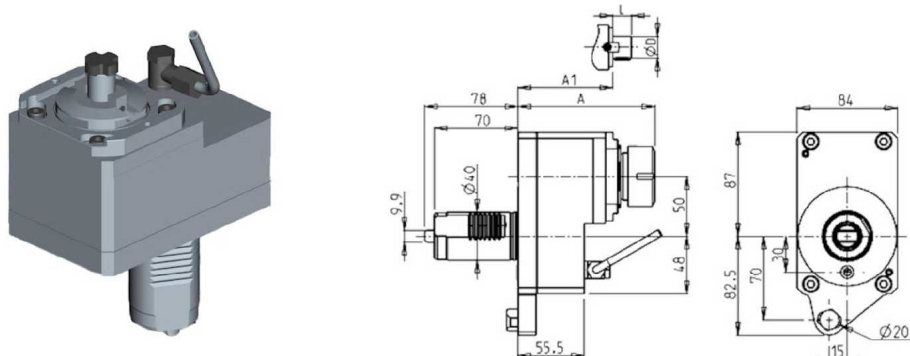
DRIVEN

RADIAL GEARED-UP 1:2 DRIVEN TOOL REDIRECTED IN Z BY 50mm



PartNumber	Description	Spindle	I	RPM	Ext. Cool	A
MZK0012125	Radial Redirected Geared Up 1:2 ER25	ER25	1:2	12000	X	106.2
MZK0012132	Radial Redirected Geared Up 1:2 ER32	ER32	1:2	12000	X	118.7

RADIAL REINFORCED DRIVEN TOOL REDIRECTED IN Z BY 50mm

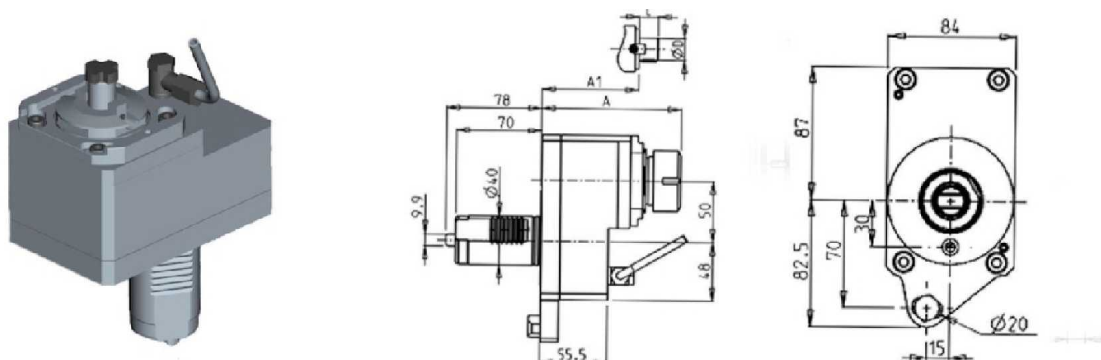


PartNumber	Description	Spindle	I	RPM	Ext. Cool	A	A1	D	L
MZK0241125	Radial Reinforced ER25	ER25	1:1	6000	X	111.6			
MZK0241132	Radial Reinforced ER32	ER32	1:1	6000	X	114.6			
MZK0241116	Radial Reinforced Mill Head 16x17mm	16x17	1:1	6000	X		88	16	17
MZK0241122	Radial Reinforced Mill Head 22x19mm	22x19	1:1	6000	X		90	22	19
MZK0241127	Radial Reinforced Mill Head 27x21mm	27x21	1:1	6000	X		92	27	21

SQT 15-18M/MS/MY/MSY 12 STATION - SQT200-250M/MS/MY/MSY 12 STATION - QT NEXUS 200-250M/MS/MY/MSY 12 STATION - QT NEXUS 200II-250II M/MS/MY/MSY 12 STATION - SUPER QUADREX 200-250M - IVS200/300M

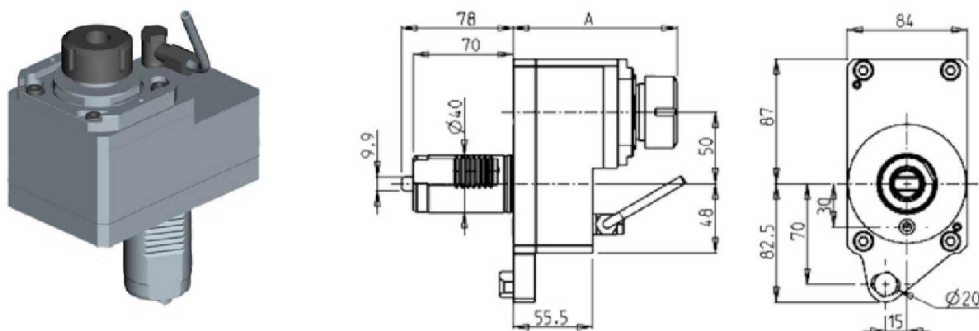
DRIVEN

RADIAL REINFORCED GEARED-DOWN 2:1 DRIVEN TOOL REDIRECTED IN Z BY 50mm



PartNumber	Description	Spindle	I	RPM	Ext. Cool	A	A1	D	L
MZK0241225	Radial Reinforced Geared-Down ER25	ER25	2:1	3000	X	111.6			
MZK0241232	Radial Reinforced Geared-Down ER32	ER32	2:1	3000	X	114.6			
MZK0241216	Radial Reinforced Geared-Down Mill Head 16x17mm	16x17	2:1	3000	X		88	16	17
MZK0241222	Radial Reinforced Geared-Down Mill Head 22x19mm	22x19	2:1	3000	X		90	22	19
MZK0241227	Radial Reinforced Geared-Down Mill Head 27x21mm	27x21	2:1	3000	X		92	27	21

RADIAL REINFORCED GEARED-UP 1:2 DRIVEN TOOL REDIRECTED IN Z BY 50mm

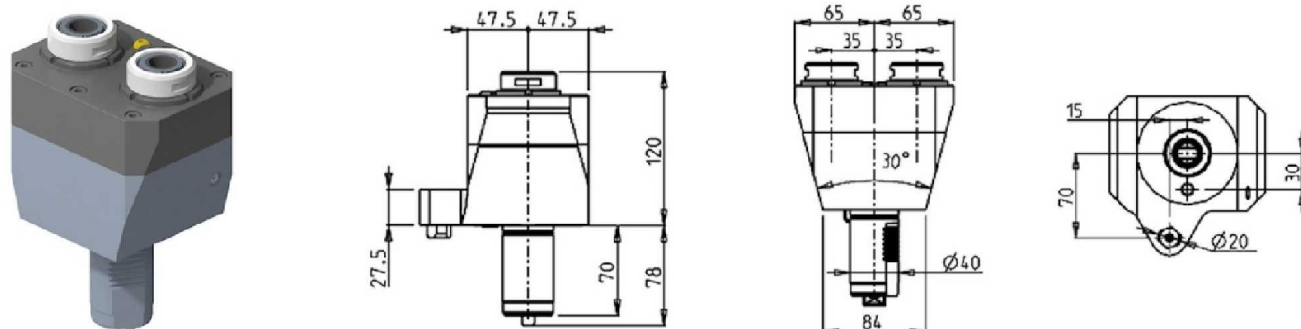


PartNumber	Description	Spindle	I	RPM	Ext. Cool	A
MZK0242125	Radial Geared-Up Reinforced ER25	ER25	1:2	12000	X	111.6
MZK0242132	Radial Geared-Up Reinforced ER32	ER32	1:2	12000	X	114.6

SQT 15-18M/MS/MY/MSY 12 STATION - SQT200-250M/MS/MY/MSY 12 STATION - QT NEXUS 200-250M/MS/MY/MSY 12 STATION - QT NEXUS 200II-250II M/MS/MY/MSY 12 STATION

DRIVEN

RADIAL SINGLE SIDE TWIN HEAD DRIVEN TOOL IN Y

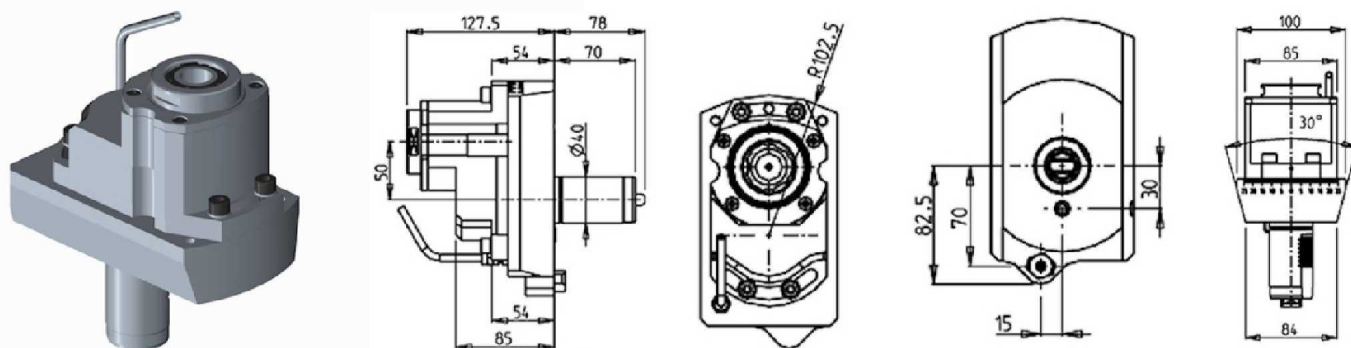


PartNumber	Description	Spindle	I	RPM	Ext Cool
MZK0931225	Radial Single Side Twin ERA25	ERA25	1:1	6000	X

SQT 15-18M/MS/MY/MSY 12 STATION - SQT200-250M/MS/MY/MSY 12 STATION - QT NEXUS 200-250M/MS/MY/MSY 12 STATION - QT NEXUS 200II-250II M/MS/MY/MSY 12 STATION - SUPER QUADREX 200-250M - IVS200/300M

DRIVEN

RADIAL ±25° ADJUSTABLE ANGLE DRIVEN TOOL REDIRECTED BY 50mm

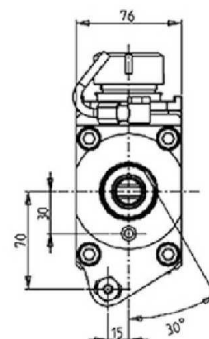
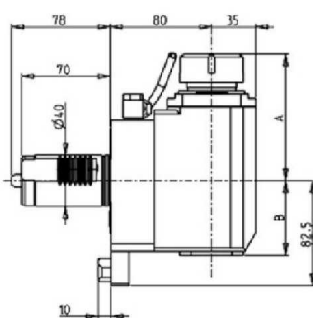
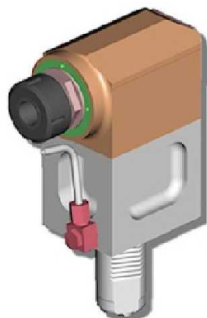


PartNumber	Description	Spindle	I	RPM	Ext Cool
MZK0660332	Radial ±25° Adj. Angle ERA32 Re-Directed by 50mm	ERA32	1:1	6000	X

SQT 15-18M/MS/MY/MSY 12 STATION - SQT200-250M/MS/MY/MSY 12 STATION - QT NEXUS 200-250M/MS/MY/MSY 12 STATION - QT NEXUS 200II-250II M/MS/MY/MSY 12 STATION - SUPER QUADREX 200-250M - IVS200/300M

DRIVEN

AXIAL DRIVEN TOOL H=80mm

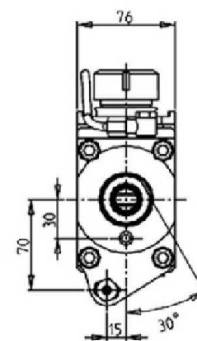
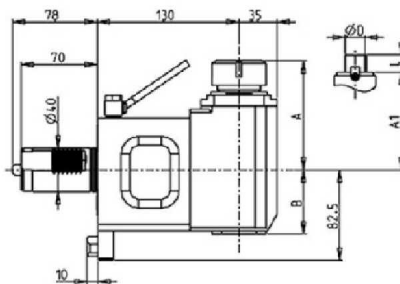
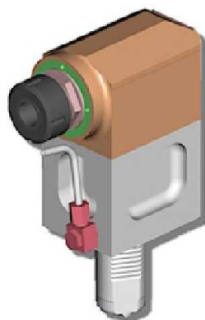


PartNumber	Description	Spindle	I	RPM	Cool Thru	Ext Cool	A	B
MZK0021132	Axial ER32 Standard	ER32	1:1	6000		X	99.7	58.5
MZK0021232	Axial ER32 Cool Thru*	ER32	1:1	6000	X	X	99.7	69.5
MZK0021140	Axial ER40 Standard	ER40	1:1	6000		X	103.7	58.5
MZK0021240	Axial ER40 Cool Thru*	ER40	1:1	6000	X	X	103.7	69.5

\* Coolant Thru tools are designed for 1000 psi. They require 5 Micron Filtration and **CANNOT** be run dry.

**\*This tool will NOT fit the IVS200/300M machines**

AXIAL DRIVEN TOOL H=130mm



PartNumber	Description	Spindle	I	RPM	Cool Thru	Ext. Cool	A	A1	B	D	L
MZK0020132	Axial ER32 Standard	ER32	1:1	6000		X	99.7		58.5		
MZK0021032	Axial ER32 Cool Thru*	ER32	1:1	6000	X	X	99.7		69.5		
MZK0020140	Axial ER40 Standard	ER40	1:1	6000		X	103.7		58.5		
MZK0020240	Axial ER40 Cool Thru*	ER40	1:1	6000	X	X	103.7		69.5		
MZK0020022	Axial Mill Head 22x19mm	22x19	1:1	6000		X		78.5	58.5	22	19
MZK0020027	Axial Mill Head 27x21mm	27x21	1:1	6000		X		78.5	58.5	27	21

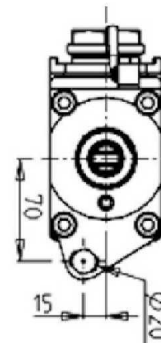
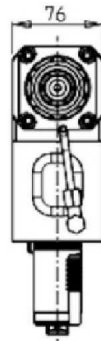
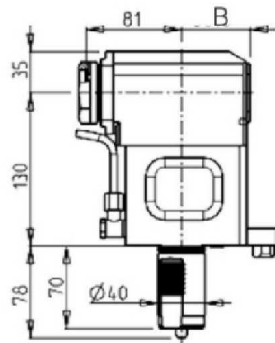

\* Coolant Thru tools are designed for 1000 psi. They require 5 Micron Filtration and **CANNOT** be run dry.

SQT 15-18M/MS/MY/MSY 12 STATION - SQT200-250M/MS/MY/MSY 12 STATION - QT NEXUS 200-250M/MS/MY/MSY 12 STATION - QT NEXUS 200II-250II M/MS/MY/MSY 12 STATION - SUPER QUADREX 200-250M - IVS200/300M

DRIVEN

QUICK CHANGE AXIAL MTSK DRIVEN TOOL

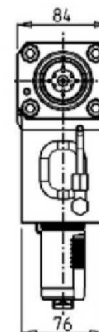
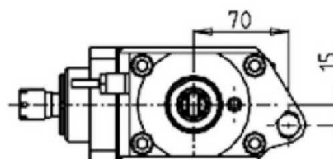
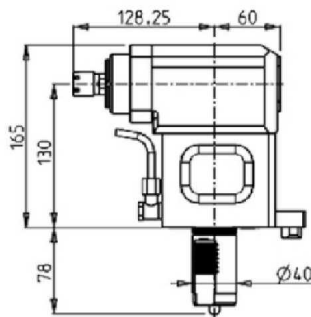

See Accessories for MTSK Clamping Units



PartNumber	Description	Spindle	I	RPM	Cool Thru	Ext. Cool	B
MZK0280140	Axial MTSK-40	MTSK-40	1:1	6000		X	58.5
MZK0280240	Axial MTSK-40 Cool Thru*	MTSK-40	1:1	6000	X	X	69.5

\* Coolant Thru tools are designed for 1000 psi. They require 5 Micron Filtration and **CANNOT** be run dry.

AXIAL GEARED-UP 1:3 DRIVEN TOOL



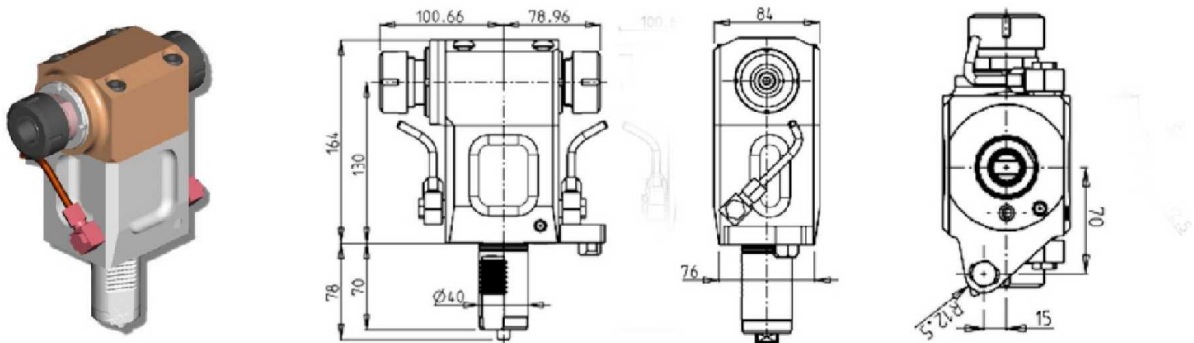
PartNumber	Description	Spindle	I	RPM	Ext. Cool
MZK0390016	Axial Geared-Up 1:3 Driven Tool ER16	ER16	1:3	18000	X

**Note :** Wrenches are provided with the purchase of Specialty Toolholders

SQT 15-18M/MS/MY/MSY - SQT200-250M/MS/MY/MSY 12 STATION - QT NEXUS 200-250M/MS/MY/MSY 12 STATION - QT NEXUS 20011-25011 M/MS/MY/MSY 12 STATION - SUPER QUADREX 200-250M

DRIVEN

AXIAL OPPOSITE FACE DRIVEN TOOL



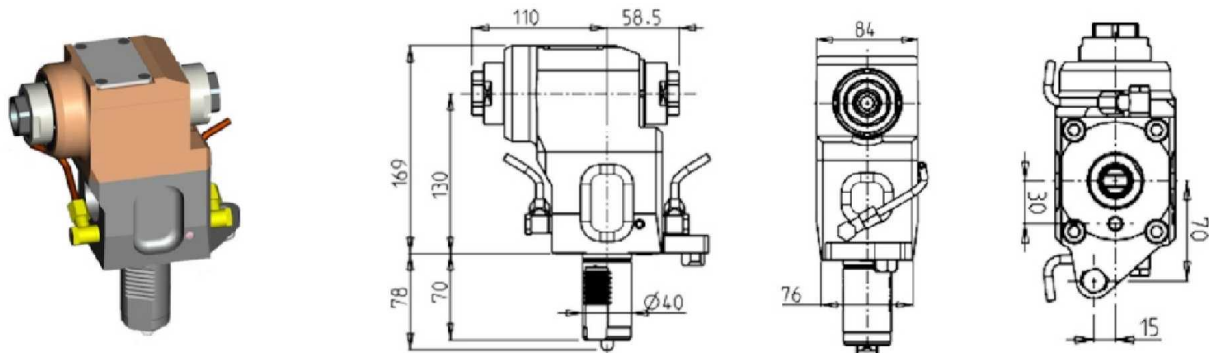
PartNumber	Description	Spindle	I	RPM	Ext. Cool
MZK0160232	Axial Opposite Face Double Outlet ER32/ER32	ER32+ER32	1:1	6000	X

**\* This tool will NOT fit the IVS200/300M machines**

SQT 15-18M/MS/MY/MSY 12 STATION - SQT200-250M/MS/MY/MSY 12 STATION - QT NEXUS 200-250M/MS/MY/MSY 12 STATION - QT NEXUS 20011-25011 M/MS/MY/MSY 12 STATION - SUPER QUADREX 200-250M - IVS200/300M

DRIVEN

AXIAL OPPOSITE FACE REAR-SET DRIVEN TOOL



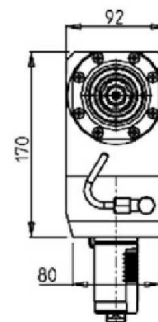
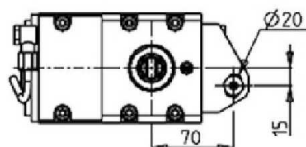
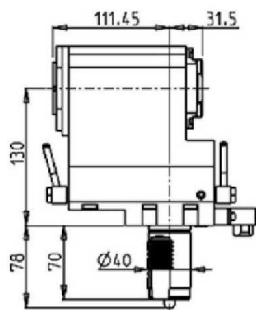

PartNumber	Description	Spindle	I	RPM	Ext. Cool
MZK0210232	Axial Opposite Face Rear-Set ERA32/ERA32	ERA32+ERA32	1:1	6000	X

**\* This tool will NOT fit the IVS200/300M machines**

SQT 15-18M/MS/MY/MSY 12 STATION - SQT200-250M/MS/MY/MSY 12 STATION - QT NEXUS 200-250M/MS/MY/MSY 12 STATION - QT NEXUS 200II-250II M/MS/MY/MSY 12 STATION - SUPER QUADREX 200-250M - IVS200/300M

**DRIVEN**

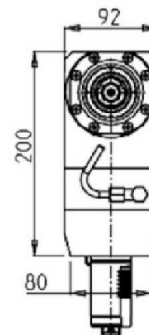
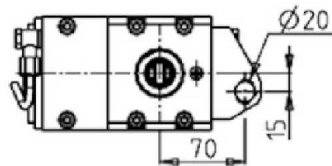
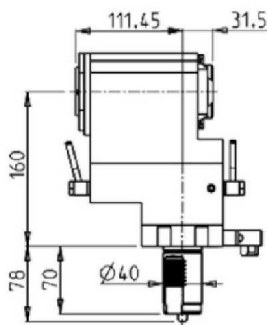

**AXIAL GEARED-UP 1:2 OPPOSITE FACE TWIN DRIVEN TOOL**



PartNumber	Description	Spindle	I	RPM	Ext Cool
MZK1050225	Axial Opposite Face Geared-Up ERA25+ERA25	ERA25+ERA25	1:2	12000	X

**\* This tool will NOT fit the IVS200/300M machines**

**AXIAL GEARED-UP 1:2 OPPOSITE FACE TWIN DRIVEN TOOL**



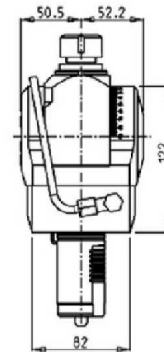
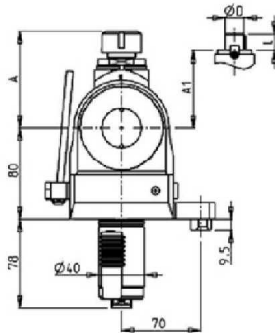
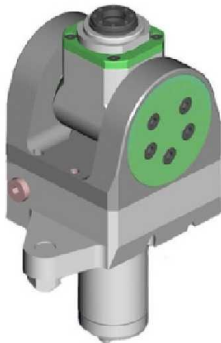
PartNumber	Description	Spindle	I	RPM	Ext. Cool
MZK0470225	Axial Opposite Face Geared-Up ERA25+ERA25	ERA25+ERA25	1:2	12000	X

**\* This tool will NOT fit the IVS200/300M machines**

**SQT 15-18M/MS/MY/MSY 12 STATION - SQT200-250M/MS/MY/MSY 12 STATION - QT NEXUS 200-250M/MS/MY/MSY 12 STATION - QT NEXUS 200II-250II M/MS/MY/MSY 12 STATION - SUPER QUADREX 200-250M - IVS200/300M**

**DRIVEN**

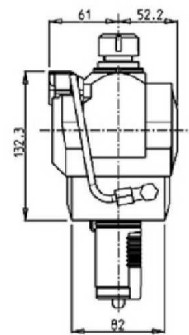
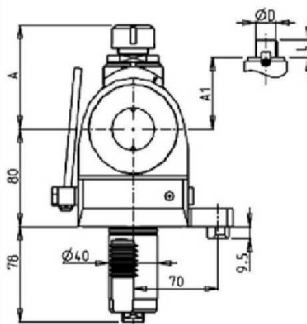
**(0-180) ADJUSTABLE ANGLE DRIVEN TOOL**



PartNumber	Description	Spindle	I	RPM	Ext Cool	A	A1	D	L
MZK0580120	(0-180) Adj. Angle ER20	ER20	1:1	6000	X	85.16			
MZK0580125	(0-180) Adj. Angle ER25	ER25	1:1	6000	X	86.16			
MZK0580519	(0-180) Adj. Angle 3/4"x3/4"	3/4"x3/4"	1:1	6000	X		65	3/4"	3/4"
MZK0580516	(0-180) Adj. Angle 16x17mm	16x17	1:1	6000	X		65	16	17
MZK0580522	(0-180) Adj. Angle 22x19mm	22x19	1:1	6000	X		66	22	19

**Note :** Wrenches are provided with the purchase of Specialty Toolholders

**(0-180) ADJUSTABLE ANGLE DRIVEN TOOL WITH DIGITAL DISPLAY**



PartNumber	Description	Spindle	I	RPM	Ext Cool	A	A1	D	L
MZK0530120	(0-180) Adj. Angle ER20 with Digital Display	ER20	1:1	6000	X	85.16			
MZK0530125	(0-180) Adj. Angle ER25 with Digital Display	ER25	1:1	6000	X	86.16			
MZK0530519	(0-180) Adj. Angle 3/4"x3/4" with Digital Display	3/4"x3/4"	1:1	6000	X		65	3/4"	3/4"
MZK0530516	(0-180) Adj. Angle 16x17mm with Digital Display	16x17	1:1	6000	X		65	16	17
MZK0530522	(0-180) Adj. Angle 22x19mm with Digital Display	22x19	1:1	6000	X		66	22	19

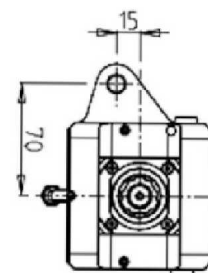
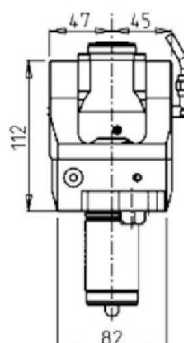
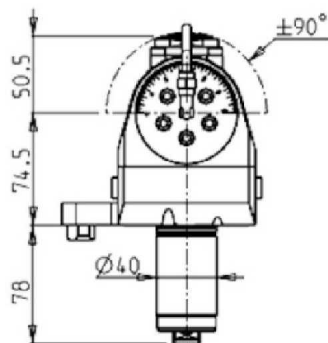
**Note :** Wrenches are provided with the purchase of Specialty Toolholders



SQT 15-18M/MS/MY/MSY 12 STATION - SQT200-250M/MS/MY/MSY 12 STATION - QT NEXUS 200-250M/MS/MY/MSY 12 STATION - QT NEXUS 200II-250II M/MS/MY/MSY 12 STATION - SUPER QUADREX 200-250M - IVS200/300M

DRIVEN

(0-180) ADJUSTABLE ANGEL DRIVEN TOOL



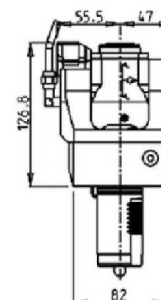
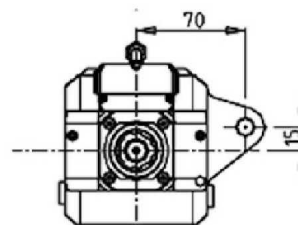
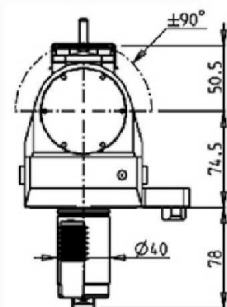
PartNumber	Description	Spindle	I	RPM	Cool Thru	Ext. Cool
MZK0250120	(0-180) Adj. Angle ERA20	ERA20	1:1	6000		X
MZK0250220	(0-180) Adj. Angle ERA20 Cool Thru*	ERA20	1:1	6000	X	X

\* Coolant Thru tools are designed for 1000 psi. They require 5 Micron Filtration and **CANNOT** be run dry.

**Note :**

Wrenches are provided with the purchase of Specialty Toolholders

(0-180) ADJUSTABLE ANGLE DRIVEN TOOL WITH DIGITAL DISPLAY



PartNumber	Description	Spindle	I	RPM	Cool Thru	Ext Cool
MZK0255120	(0-180) Adj. Angle ERA20 with Digital Display	ERA20	1:1	6000		X
MZK0255220	(0-180) Adj. Angle ERA20 with Digital Display Cool Thru*	ERA20	1:1	6000	X	X

\* Coolant Thru tools are designed for 1000 psi. They require 5 Micron Filtration and **CANNOT** be run dry.

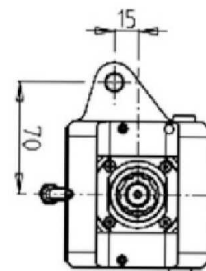
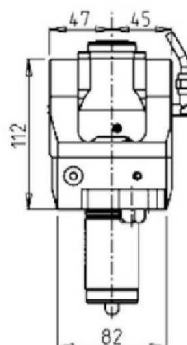
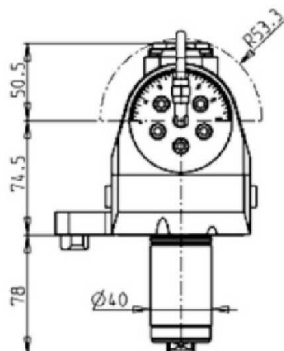

**Note :**

Wrenches are provided with the purchase of Specialty Toolholders

SQT 15-18M/MS/MY/MSY 12 STATION - SQT200-250M/MS/MY/MSY 12 STATION - QT NEXUS 200-250M/MS/MY/MSY 12 STATION - QT NEXUS 200II-250II M/MS/MY/MSY 12 STATION - SUPER QUADREX 200-250M - IVS200/300M

DRIVEN

(0-180) ADJUSTABLE ANGLE DRIVEN TOOL GEARED UP 1:2



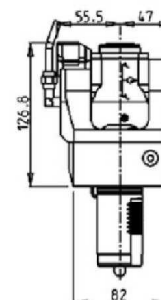
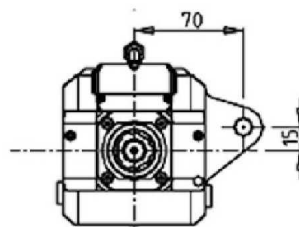
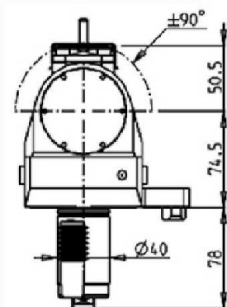
PartNumber	Description	Spindle	I	RPM	Cool Thru	Ext. Cool
MZK0250316	(0-180) Adj. Angle Geared Up ERA16	ERA16	1:2	12000		X
MZK0250416	(0-180) Adj. Angle Geared Up ERA16 Cool Thru*	ERA16	1:2	12000	X	X

\* Coolant Thru tools are designed for 1000 psi. They require 5 Micron Filtration and **CANNOT** be run dry.

**Note :**

Wrenches are provided with the purchase of Specialty Toolholders

(0-180) ADJUSTABLE ANGLE DRIVEN TOOL GEARED-UP 1:2 WITH DIGITAL DISPLAY



PartNumber	Description	Spindle	I	RPM	Cool Thru	Ext Cool
MZK0255316	(0-180) Adj. Angle ERA16 Geared-Up 1:2 with Digital Display	ERA16	1:2	12000		X
MZK0255416	(0-180) Adj. Angle ERA16 Geared-Up 1:2 with Digital Display Cool Thru*	ERA16	1:2	12000	X	X

\* Coolant Thru tools are designed for 1000 psi. They require 5 Micron Filtration and **CANNOT** be run dry.

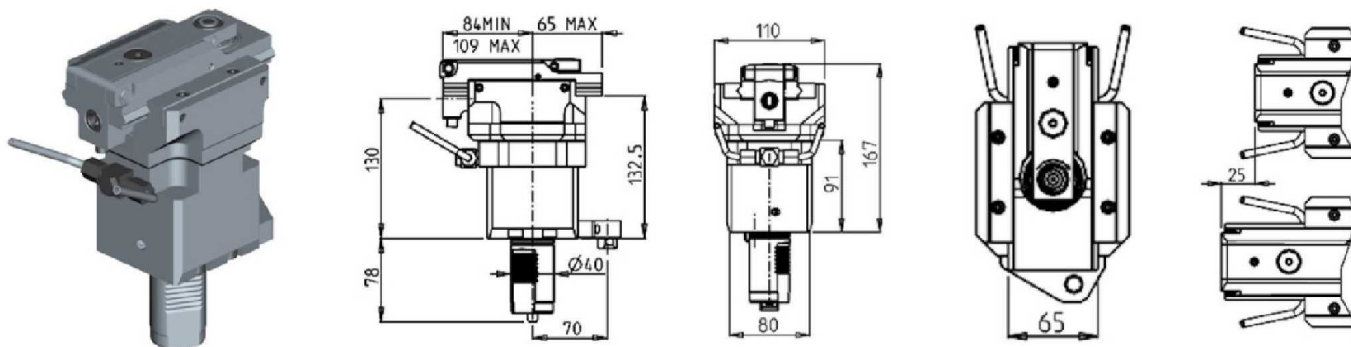
**Note :**

Wrenches are provided with the purchase of Specialty Toolholders

SQT 15-18M/MS/MY/MSY 12 STATION - SQT200-250M/MS/MY/MSY 12 STATION - QT NEXUS 200-250M/MS/MY/MSY 12 STATION - QT NEXUS 200II-250II M/MS/MY/MSY 12 STATION - SUPER QUADREX 200-250M - IVS200/300M

DRIVEN

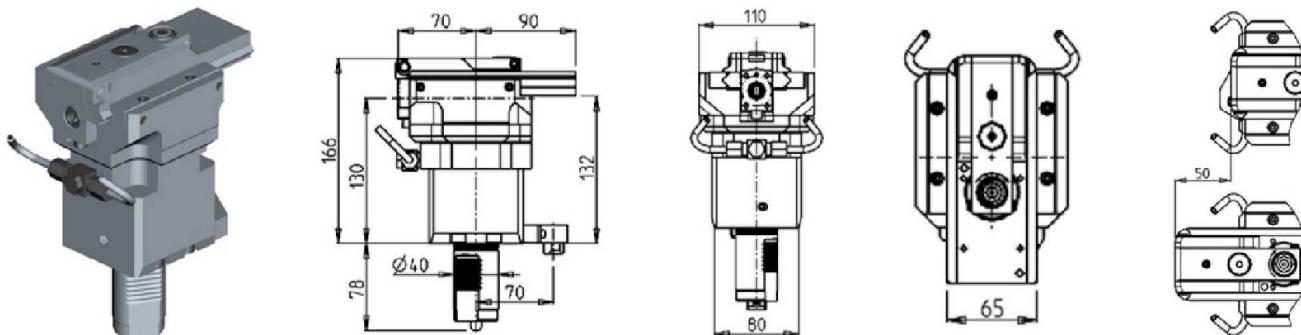
**BROACHING/SLOTING DRIVEN TOOL 25mm H=130mm**



PartNumber	Description	I	RPM MAX	Ext. Cool
MZK0440200	Broaching/Slotting Driven Tool 25mm Stroke H=130mm	4:1	2400	X

**\* This tool will NOT fit the IVS200/300M machines**

**BROACHING/SLOTING DRIVEN TOOL 50mm H=130mm**



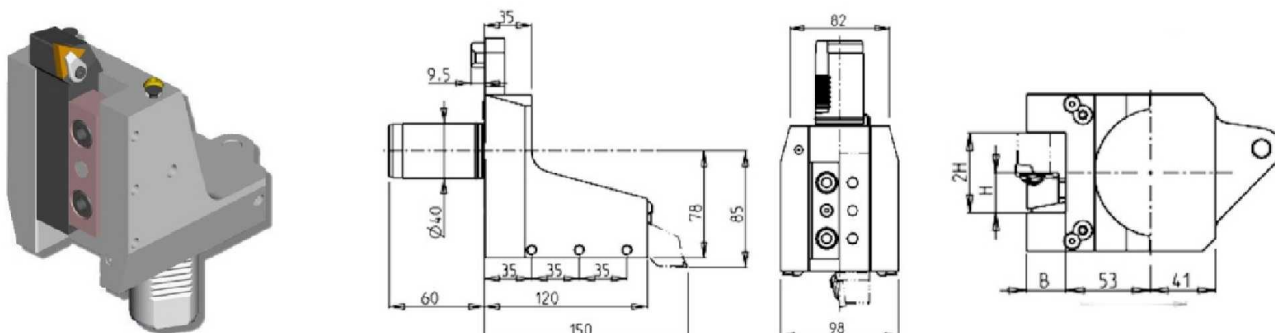
PartNumber	Description	I	RPM MAX	Ext. Cool
MZK0440100	Broaching/Slotting Driven Tool 50mm Stroke H=130mm	4:1	2000	X

**\* This tool will NOT fit the IVS200/300M machines**

SQT 15-18M/MS/MY/MSY 12 STATION - SQT200-250M/MS/MY/MSY 12 STATION - QT NEXUS 200-250M/MS/MY/MSY 12 STATION - QT NEXUS 200II-250II M/MS/MY/MSY 12 STATION - SUPER QUADREX 200-250M

STATIC

RADIAL SINGLE TOOL STATIC HOLDER

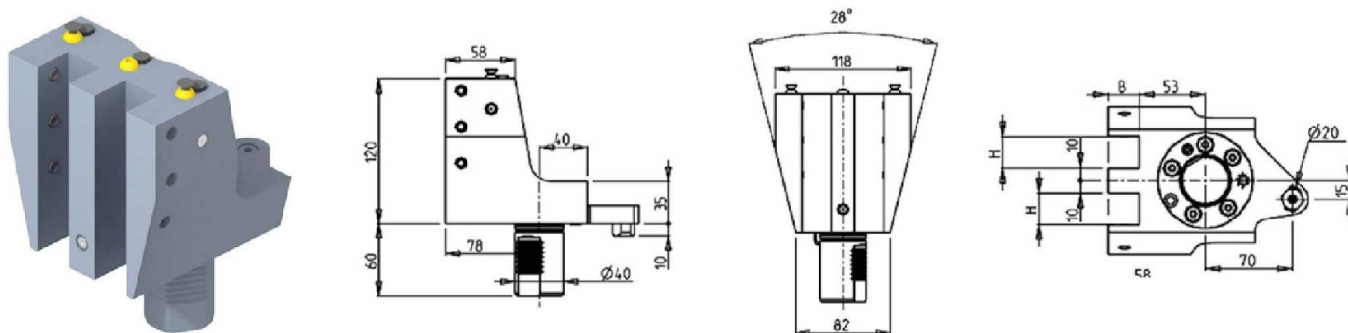


PartNumber	Description	# of Tools	Dimension	B	H
MZK0032540	Radial Single Tool : 1"	1/2	Inch	1"	1"
MZK0032500	Radial Single Tool : 25mm	1/2	mm	25	25

SQT 15-18M/MS/MY/MSY 12 STATION - SQT200-250M/MS/MY/MSY 12 STATION - QT NEXUS 200-250M/MS/MY/MSY 12 STATION - QT NEXUS 200II-250II M/MS/MY/MSY 12 STATION

STATIC

RADIAL SINGLE SIDE TWIN STATIC TOOL

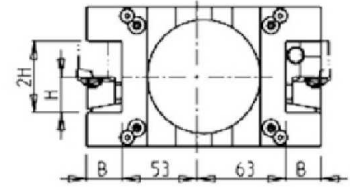
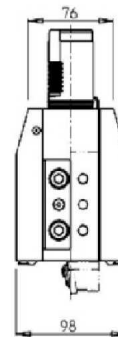
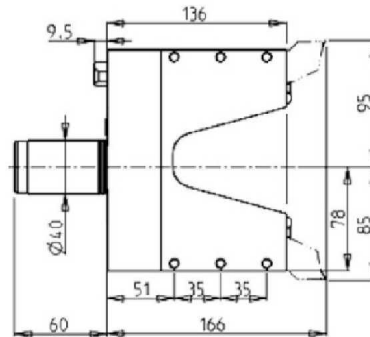



PartNumber	Description	Ext Cool	Dimensions	H	B
MZK1092500	Radial Single Side Twin Static Tool Ø25mm	X	mm	25	25

SQT 15-18M/MS/MY/MSY 12 STATION - SQT200-250M/MS/MY/MSY 12 STATION - QT NEXUS 200-250M/MS/MY/MSY 12 STATION - QT NEXUS 200II-250II M/MS/MY/MSY 12 STATION - SUPER QUADREX 200-250M

STATIC

RADIAL SINGLE TOOL DOUBLE SIDED STATIC HOLDER

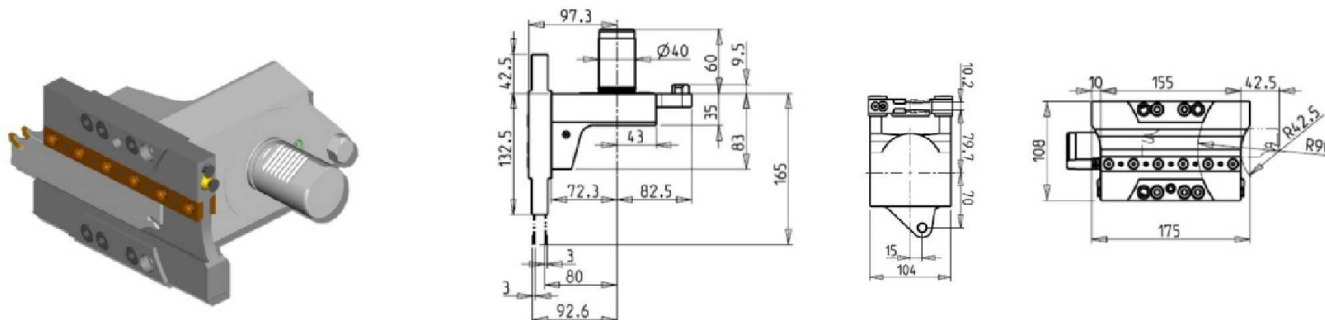


PartNumber	Description	# of Tools	Dimension	B	H
MZK0042540	Radial Double Tool: 1"	2/4	Inch	1"	1"
MZK0042500	Radial Double Tool: 25mm	2/4	mm	25	25

SQT 15-18M/MS/MY/MSY 12 STATION - SQT200-250M/MS/MY/MSY 12 STATION - QT NEXUS 200-250M/MS/MY/MSY 12 STATION - QT NEXUS 200II-250II M/MS/MY/MSY 12 STATION - SUPER QUADREX 200-250M

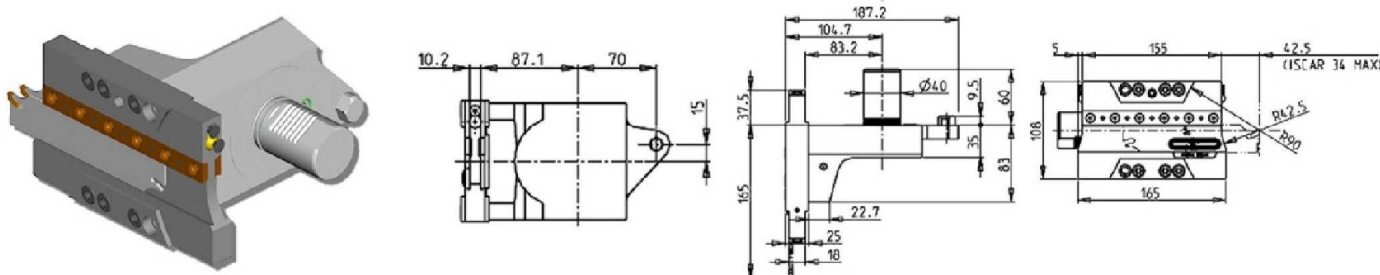
STATIC

RADIAL DOUBLE BLADE HOLDER WITH BLADE KIT



PartNumber	Description	# of Tools
MZK0060132	Radial Double Blade Holder	1
BLADEKIT	Blade Kit: 1 Blade, 10 Inserts	

RADIAL DOUBLE BLADE HOLDER INTERNAL COOLANT (BLADEKIT NOT INCLUDED)

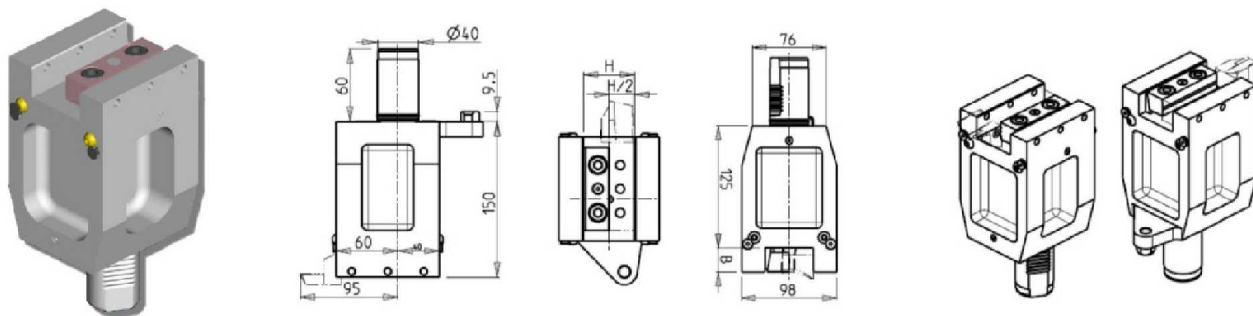


PartNumber	Description	# of Tools	Ext Cool	Cool Thru
MZK0570132	Radial Double Blade Holder Cool Thru*	1	X	X
COOL THRU BLADEKIT	Blade Kit: 1 Blade, 10 Inserts			

SQT 15-18M/MS/MY/MSY 12 STATION - SQT200-250M/MS/MY/MSY 12 STATION - QT NEXUS 200-250M/MS/MY/MSY 12 STATION - QT NEXUS 200II-250II M/MS/MY/MSY 12 STATION - SUPER QUADREX 200-250M

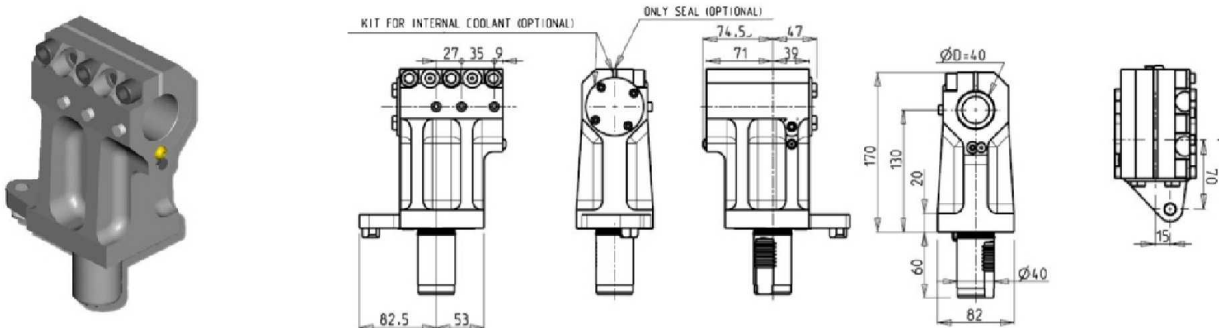
STATIC

AXIAL SINGLE TOOL STATIC HOLDER



PartNumber	Description	# of Tools	Dimension	B	H
MZK0052540	Axial Single Tool: 1"	1/2	Inch	1"	1"
MZK0052500	Axial Single Tool: 25mm	1/2	mm	25	25

AXIAL SINGLE BORING BAR HOLDER H=130mm

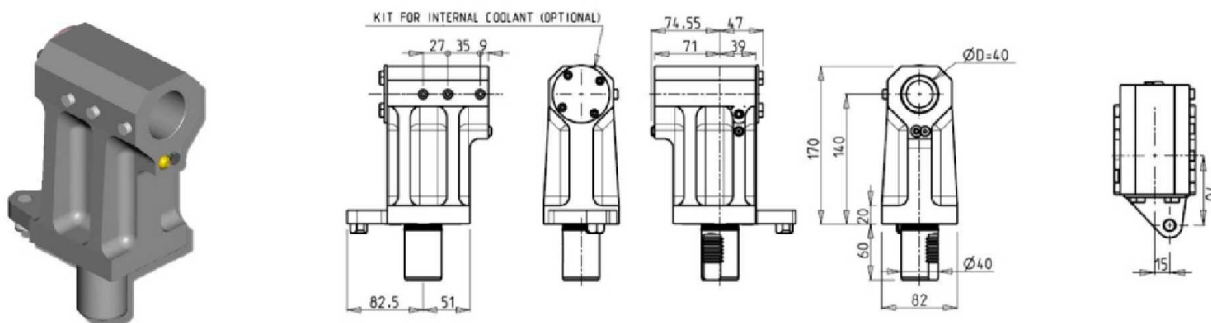


PartNumber	Description	# of Tools	Cool Thru	Ext. Cool	Dimension	D	H
MZK0073810	Axial Boring Bar Holder: 1-1/2"	1	X	X	Inch	1-1/2"	130
MZK0074000	Axial Boring Bar Holder: 40mm	1	X	X	mm	40	130
KIT1003003	40mm Plug to Make BBH Cool Thru						
KIT1003004	1-1/2" Plug to Make BBH Cool Thru						

SQT 15-18M/MS/MY/MSY 12 STATION - SQT200-250M/MS/MY/MSY 12 STATION - QT NEXUS 200-250M/MS/MY/MSY 12 STATION - QT NEXUS 200II-250II M/MS/MY/MSY 12 STATION - SUPER QUADREX 200-250M

STATIC

AXIAL SINGLE BORING BAR HOLDER H=140mm

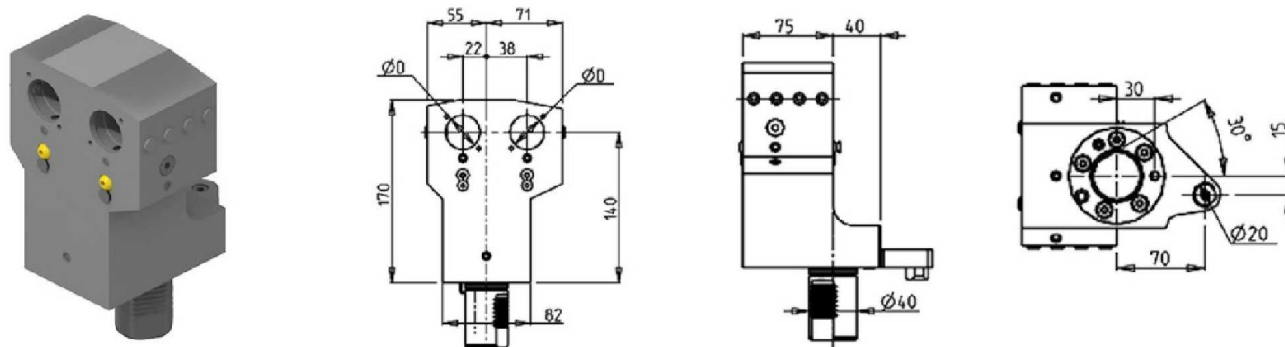


PartNumber	Description	# of Tools	Cool Thru	Ext. Cool	Dimension	D	H
MZK0083810	Axial Boring Bar Holder: 1-1/2"	1	X	X	Inch	1-1/2"	140
MZK0084000	Axial Boring Bar Holder: 40mm	1	X	X	mm	40	140
KIT1000003	40mm Plug to Make BBH Cool Thru						
KIT1000004	1-1/2" Plug to Make BBH Cool Thru						

SQT 15-18M/MS/MY/MSY 12 STATION - SQT200-250M/MS/MY/MSY 12 STATION - QT NEXUS 200-250M/MS/MY/MSY 12 STATION - QT NEXUS 200II-250II M/MS/MY/MSY 12 STATION

STATIC

AXIAL DOUBLE BORING BAR HOLDER 2 POSITIONS IN Y



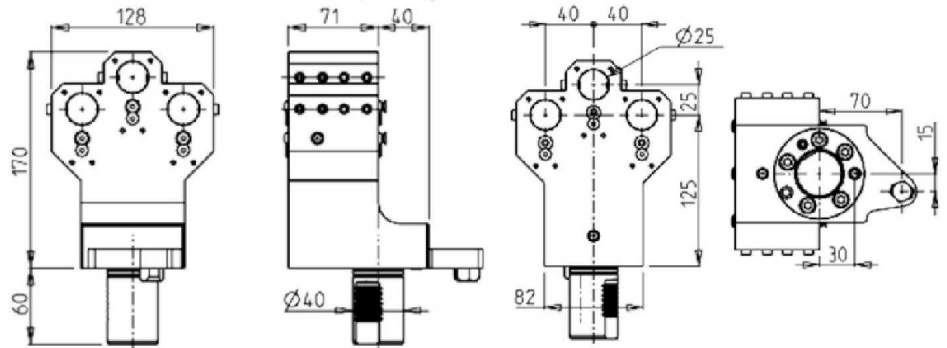

PartNumber	Description	# of Tools	Cool Thru	Ext Cool	Dimensions	D
MZK1073200	Axial Double BBH 2 Positions in Y 32mm	2	X	X	mm	32
KIT1000001	Plug for 32mm or 1-1/4" BBH to Make Cool Thru					



SQT 15-18M/MS/MY/MSY 12 STATION - SQT200-250M/MS/MY/MSY 12 STATION - SUPER QUADREX 200-250M

STATIC

AXIAL 3+3 POSITION BORING BAR HOLDER

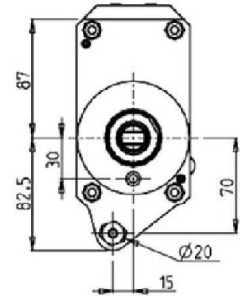
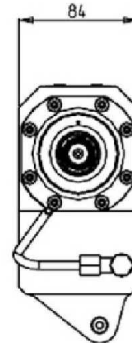
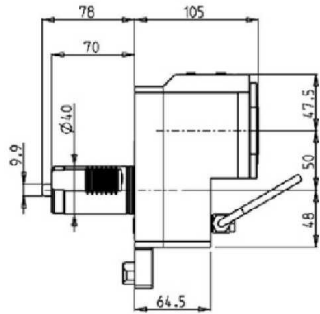



PartNumber	Description	# of Tools	Cool Thru	Ext. Cool
MZK0222500	Axial 3+3 Position BBH 25mm	3+3	X	X
KIT1000024	25mm Plug to Make BBH Cool Thru			

SQT 15-18M/MS/MY/MSY 12 STATION - SQT200-250M/MS/MY/MSY 12 STATION - QT NEXUS 200-250M/MS/MY/MSY 12 STATION - QT NEXUS 200II-250II M/MS/MY/MSY 12 STATION - SUPER QUADREX 200-250M - IVS200/300M

CAPTO DRIVEN

RADIAL DRIVEN TOOL REDIRECTED IN Z BY 50mm CAPTO C4



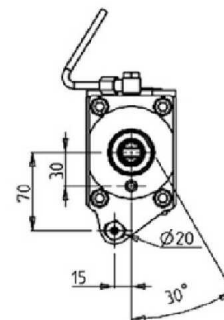
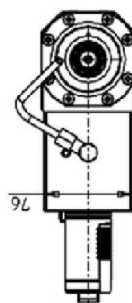
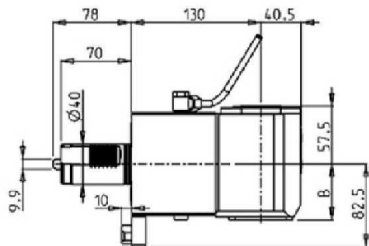

PartNumber	Description	Size	I	RPM	Cool Thru	Ext Cool
MZK1210140	Radial Redirected in Z Capto C4	C4	1:1	6000		X
MZK1210240	Radial Redirected in Z Capto C4 Cool Thru	C4	1:1	6000	X	X

\* Coolant Thru tools are designed for 1000 psi.  
They require 5 Micron Filtration and **CANNOT** be run dry.

SQT 15-18M/MS/MY/MSY 12 STATION - SQT200-250M/MS/MY/MSY 12 STATION - QT NEXUS 200-250M/MS/MY/MSY 12 STATION - QT NEXUS 200II-250II M/MS/MY/MSY 12 STATION - SUPER QUADREX 200-250M - IVS200/300M

CAPTO DRIVEN

AXIAL DRIVEN TOOL CAPTO C4



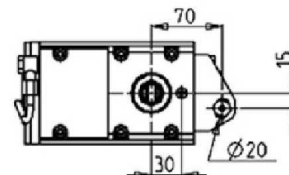
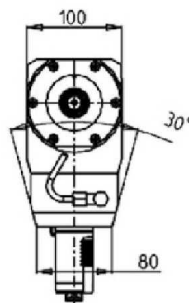
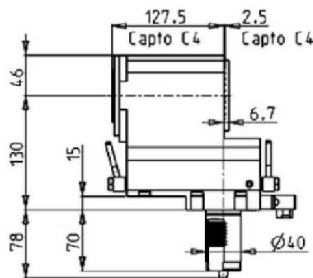

PartNumber	Description	Size	I	RPM	Cool Thru	Ext Cool	B
MZK1200140	Axial Driven Tool Capto C4	C4	1:1	6000		X	55.5
MZK1200240	Axial Driven Tool Capto C4 Cool Thru	C4	1:1	6000	X	X	68

\* Coolant Thru tools are designed for 1000 psi.  
They require 5 Micron Filtration and **CANNOT** be run dry.

SQT 15-18M/MS/MY/MSY 12 STATION - SQT200-250M/MS/MY/MSY 12 STATION - QT NEXUS 200-250M/MS/MY/MSY 12 STATION - QT NEXUS 200II-250II M/MS/MY/MSY 12 STATION - SUPER QUADREX 200-250M

CAPTO DRIVEN

AXIAL OPPOSITE FACE REAR-SET DRIVEN TOOL CAPTO C4

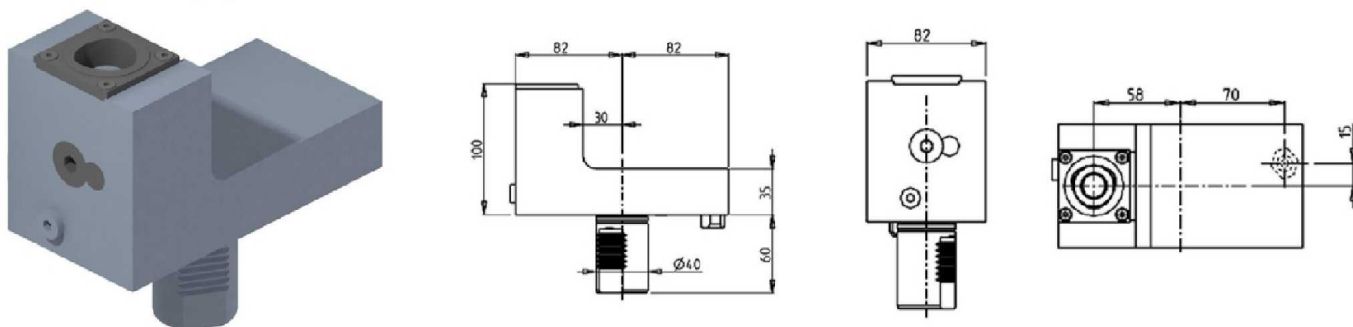


PartNumber	Description	Size	I	RPM	Ext Cool
MZK1190240	Axial Opp. Face Rear Set Capto C4+C4	C4+C4	1:1	6000	X

SQT 15-18M/MS/MY/MSY 12 STATION - SQT200-250M/MS/MY/MSY 12 STATION - QT NEXUS 200-250M/MS/MY/MSY 12 STATION - QT NEXUS 200II-250II M/MS/MY/MSY 12 STATION - SUPER QUADREX 200-250M

**CAPTO STATIC**

**RADIAL SINGLE STATIC TOOL CAPTO C4**

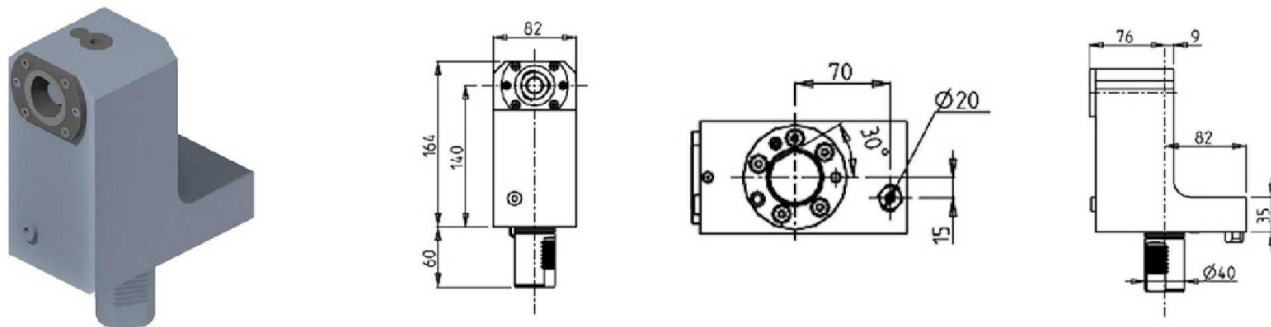


PartNumber	Description	# of Tools	Cool Thru	Size
MZK1284010	Radial Single Static Capto C4 Right Hand	1	X	C4
MZK1284010LC	Radial Single Static Capto C4 Left Hand	1	X	C4

SQT 15-18M/MS/MY/MSY 12 STATION - SQT200-250M/MS/MY/MSY 12 STATION - QT NEXUS 200-250M/MS/MY/MSY 12 STATION - QT NEXUS 200II-250II M/MS/MY/MSY 12 STATION - SUPER QUADREX 200-250M - IVS200/300M

**CAPTO STATIC**

**AXIAL SINGLE STATIC TOOL CAPTO C4**

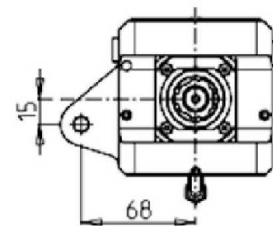
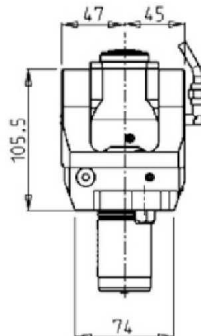
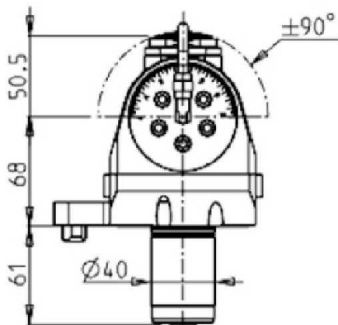



PartNumber	Description	# of Tools	Cool Thru	Size
MZK1114010	Axial Single Static Capto C4 Right Hand	1	X	C4
MZK1114010LC	Axial Single Static Capto C4 Left Hand	1	X	C4

SQT 15-18M/MS/MY/MSY 16 ST. - QT NEXUS 200-250M/MS/MY/MSY 16 ST. - QT NEXUS 200II-250IIM/MS/MY/MSY 16 ST. - QT NEXUS 100-150M/MS 12 ST. - QT NEXUS 100II M/MS - QT100M - SQT100M/MS/MY/MSY - SQT10M/MS 12 ST. - SQT200-250M/MS/MY/MSY 16 ST.

**DRIVEN**

**(0-180) ADJUSTABLE ANGLE DRIVEN TOOL**



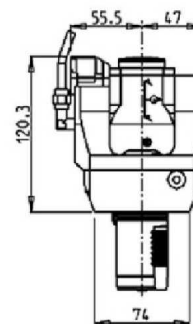
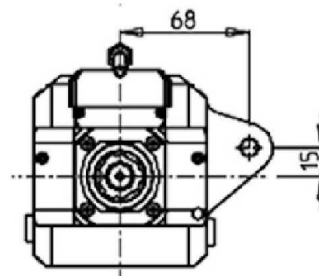
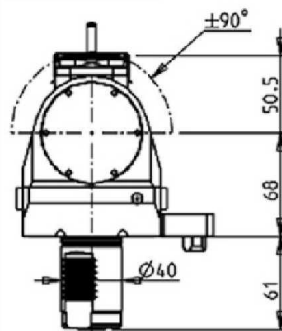

PartNumber	Description	Spindle	I	RPM	Cool Thru	Ext. Cool
MZK0260120	(0-180) Adj. Angle ERA20	ERA20	1:1	6000		X
MZK0260220	(0-180) Adj. Angle ERA20 Cool Thru*	ERA20	1:1	6000	X	X

\* Coolant Thru tools are designed for 1000 psi. They require 5 Micron Filtration and **CANNOT** be run dry.

**Note :**

Wrenches are provided with the purchase of Specialty Toolholders

**(0-180) ADJUSTABLE ANGLE DRIVEN TOOL WITH DIGITAL DISPLAY**



PartNumber	Description	Spindle	I	RPM	Cool Thru	Ext Cool
MZK0265120	(0-180) Adj. Angle ERA20 with Digital Display	ERA20	1:1	6000		X
MZK0265220	(0-180) Adj. Angle ERA20 with Digital Display Cool Thru*	ERA20	1:1	6000	X	X

\* Coolant Thru tools are designed for 1000 psi. They require 5 Micron Filtration and **CANNOT** be run dry.

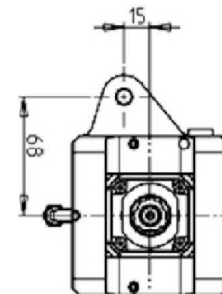
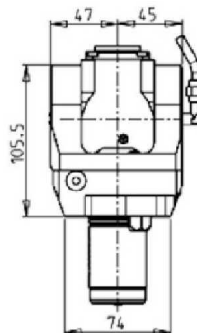
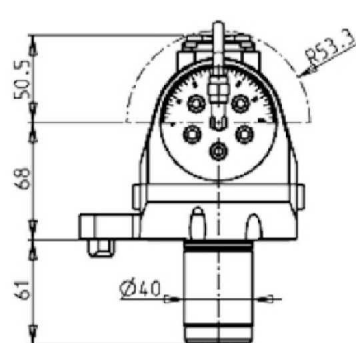

**Note :**

Wrenches are provided with the purchase of Specialty Toolholders

SQT 15-18M/MS/MY/MSY 16 ST. - QT NEXUS 200-250M/MS/MY/MSY 16 ST. - QT NEXUS 200II-250IIM/MS/MY/MSY 16 ST. - QT NEXUS 100-150M/MS 12 ST. - QT NEXUS 100II M/MS - QT100M - SQT100M/MS/MY/MSY - SQT10M/MS 12 ST. - SQT200-250M/MS/MY/MSY 16 ST.

**DRIVEN**

**(0-180) GEARED UP ADJUSTABLE ANGLE DRIVEN TOOL ERA16**



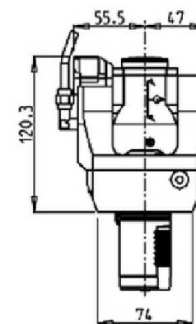
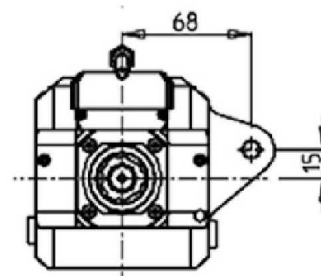
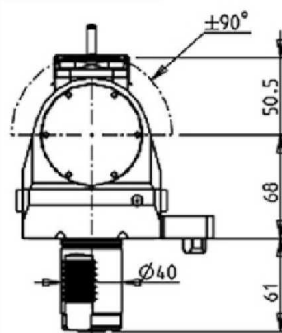

PartNumber	Description	Spindle	I	RPM	Cool Thru	Ext. Cool
MZK0260316	(0-180) Adj. Angle Geared Up ERA16	ERA16	1:2	12000		X
MZK0260416	(0-180) Adj. Angle Geared Up ERA16 Cool Thru*	ERA16	1:2	12000	X	X

\* Coolant Thru tools are designed for 1000 psi. They require 5 Micron Filtration and **CANNOT** be run dry.

**Note :**

Wrenches are provided with the purchase of Specialty Toolholders

**(0-180) ADJUSTABLE ANGLE GEARED-UP 1:2 WITH DIGITAL DISPLAY**



PartNumber	Description	Spindle	I	RPM	Cool Thru	Ext Cool
MZK0265316	(0-180) Adj. Angle Geared-Up ERA16 with Digital Display	ERA16	1:2	12000		X
MZK0265416	(0-180) Adj. Angle Geared-Up ERA16 with Digital Display Cool Thru*	ERA16	1:2	12000	X	X

\* Coolant Thru tools are designed for 1000 psi. They require 5 Micron Filtration and **CANNOT** be run dry.

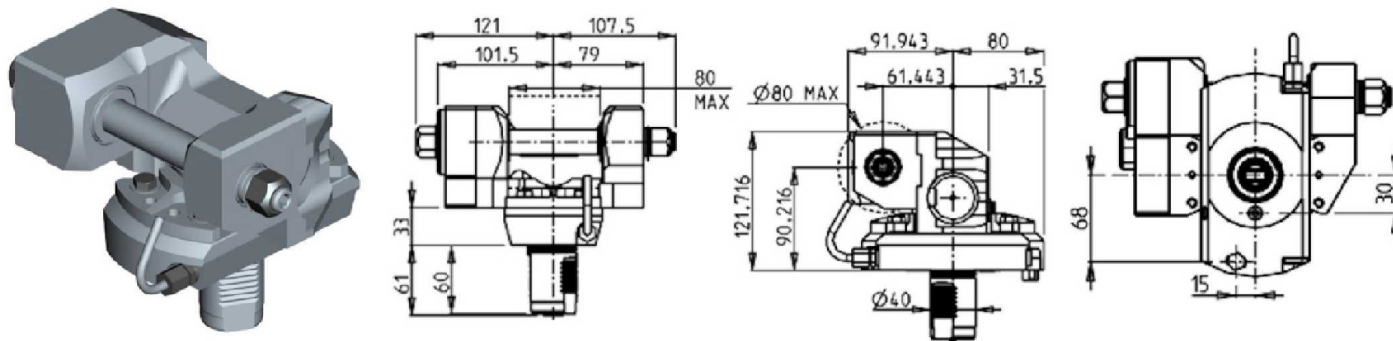
**Note :**

Wrenches are provided with the purchase of Specialty Toolholders

SQT 15-18M/MS/MY/MSY 16 ST. - QT NEXUS 200-250M/MS/MY/MSY 16 ST. - QT NEXUS 200II-250IIM/MS/MY/MSY 16 ST. - QT NEXUS 100-150M/MS 12 ST. - QT NEXUS 100II M/MS - QT100M - SQT100M/MS/MY/MSY - SQT10M/MS 12 ST. - SQT200-250M/MS/MY/MSY 16 ST.

**DRIVEN**

**DRIVEN GEAR HOBBER**



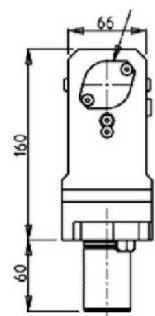
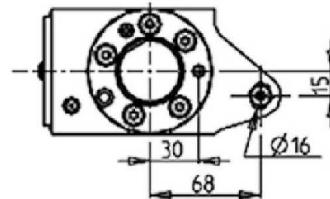
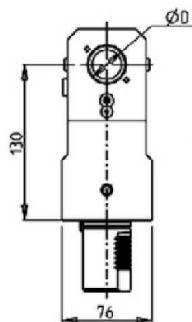
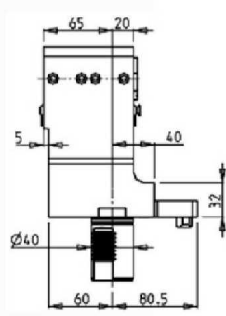

PartNumber	Description	I	RPM MAX	Ext. Cool	D (mm)	D (Inch)
MZK0351100	Driven Gear Hobber 1:1	1:1	6000	X	16-22-27-32	3/4"-1"-1-1/4"
MZK0352100	Driven Gear Hobber Geared-Down 2:1	2:1	3000	X	16-22-27-32	3/4"-1"-1-1/4"

**Note :** Wrenches are provided with the purchase of Specialty Toolholders

SQT 15-18M/MS/MY/MSY 16 ST. - QT NEXUS 200-250M/MS/MY/MSY 16 ST. - QT NEXUS 200II-250IIM/MS/MY/MSY 16 ST. - QT NEXUS 100-150M/MS 12 ST. - SQT200-250M/MS/MY/MSY 16 ST.

STATIC

AXIAL SINGLE BORING BAR HOLDER H=130mm



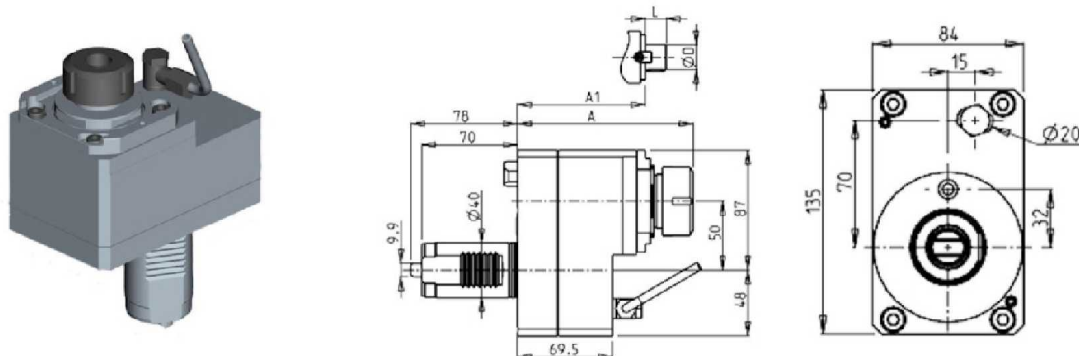
PartNumber	Description	# of Tools	Cool Thru	Ext Cool	Dimensions	D
MZK0653175	Axial Single Boring Bar Holder 1-1/4"	1	X	X	Inch	1-1/4
MZK0653200	Axial Single Boring Bar Holder 32mm	1	X	X	mm	32
KIT1000001	Plug for 32mm or 1-1/4" BBH to Make Cool Thru					



MULTIPLEX 420-620-625-6200-6250 12 STATION / HYPER QUADREX 200-250MSY 12 STATION / MULTIPLEX 8200 (TURRET SUP. 12 STATION) / MULTIPLEX W-200 12 STATION

DRIVEN

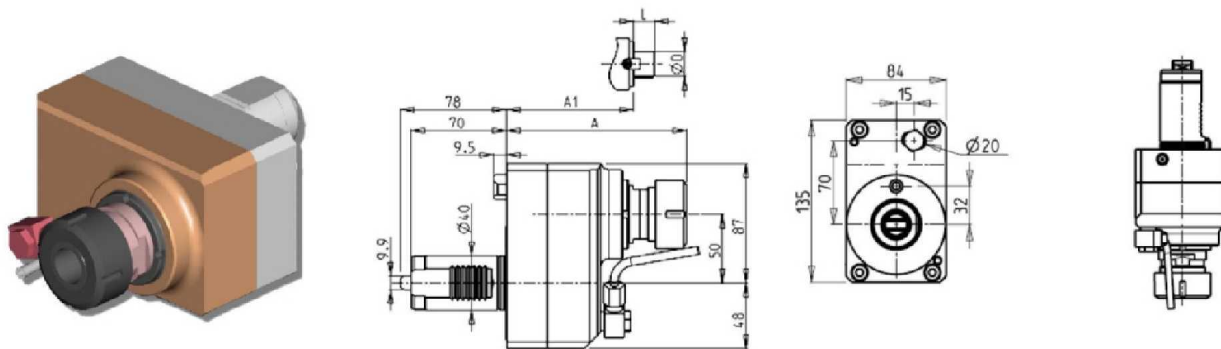
RADIAL REINFORCED DRIVEN TOOL REDIRECTED IN Z BY 50mm



PartNumber	Description	Spindle	I	RPM	Cool Thru	Ext. Cool	A	A1	D	L
MZK0231125	Radial Reinforced ER25	ER25	1:1	6000		X	125.6			
MZK0231025	Radial Reinforced ER25 Cool Thru*	ER25	1:1	6000	X	X	125.6			
MZK0231132	Radial Reinforced ER32	ER32	1:1	6000		X	128.6			
MZK0231032	Radial Reinforced ER32 Cool Thru*	ER32	1:1	6000	X	X	128.6			
MZK0231116	Radial Reinforced Mill Head 16x17mm	16x17	1:1	6000		X		102	16	17
MZK0231122	Radial Reinforced Mill Head 22x19mm	22x19	1:1	6000		X		104	22	19
MZK0231127	Radial Reinforced Mill Head 27x21mm	27x21	1:1	6000		X		106	27	21

\* Coolant Thru tools are designed for 1000 psi. They require 5 Micron Filtration and **CANNOT** be run dry.

RADIAL GEARED-DOWN 2:1 DRIVEN TOOL REDIRECTED IN Z BY 50mm

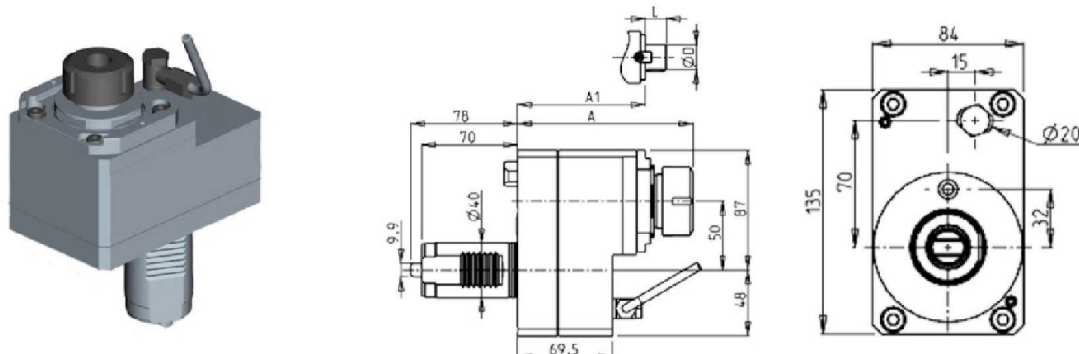


PartNumber	Description	Spindle	I	RPM	Ext. Cool	A	A1	D	L
MZK0121232	Radial Geared-Down 2:1 ER32	ER32	2:1	3000	X	132.1			
MZK0121227	Radial Geared-Down Mill Head 27x21mm	27x21	2:1	3000	X		104	27	21

MULTIPLEX 420-620-625-6200-6250 12 STATION / HYPER QUADREX 200-250MSY 12 STATION / MULTIPLEX 8200 (TURRET SUP. 12 STATION) / MULTIPLEX W-200 12 STATION

DRIVEN

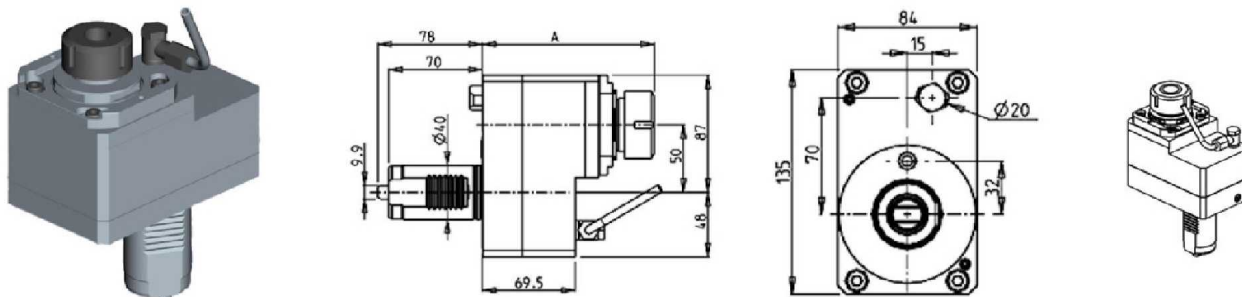
RADIAL REINFORCED GEARED-DOWN 2:1 DRIVEN TOOL REDIRECTED IN Z BY 50mm



PartNumber	Description	Spindle	I	RPM	Cool Thru	Ext. Cool	A	A1	D	L
MZK0231225	Radial Geared-Down ER25	ER25	2:1	3000		X	125.6			
MZK0232425	Radial Geared Down ER25 Cool Thru*	ER25	2:1	3000	X	X	125.6			
MZK0231232	Radial Geared-Down ER32	ER32	2:1	3000		X	128.6			
MZK0232432	Radial Geared-Down ER32 Cool Thru*	ER32	2:1	3000	X	X	128.6			
MZK0231216	Radial Mill Head Geared-Down 16x17mm	16x17	2:1	3000		X		102	16	17
MZK0231222	Radial Mill Head Geared-Down 22x19mm	22x19	2:1	3000		X		104	22	19
MZK0231227	Radial Mill Head Geared-Down 27x21mm	27x21	2:1	3000		X		106	27	21

\* Coolant Thru tools are designed for 1000 psi.  
They require 5 Micron Filtration and **CANNOT** be run dry.

RADIAL REINFORCED GEARED-UP 1:2 DRIVEN TOOL REDIRECTED IN Z BY 50mm

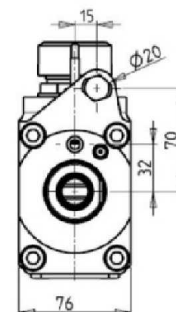
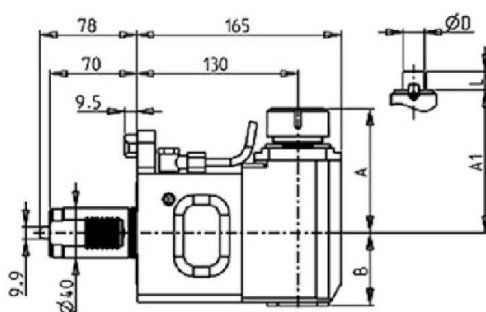
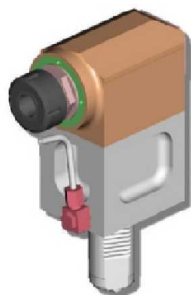


PartNumber	Description	Spindle	I	RPM	Ext. Cool	A
MZK0232125	Radial Reinforced Geared-Up ER25	ER25	1:2	12000	X	125.6
MZK0232132	Radial Reinforced Geared-Up ER32	ER32	1:2	12000	X	128.6

**MULTIPLEX 420-620-625-6200-6250 12 STATION / HYPER QUADREX 200-250MSY 12 STATION / MULTIPLEX 8200 (TURRET SUP. 12 STATION) / MULTIPLEX W-200 12 STATION**

**DRIVEN**

**AXIAL DRIVEN TOOL H=130mm**

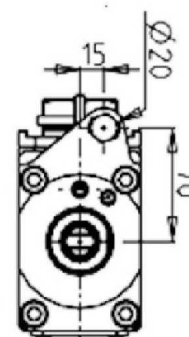
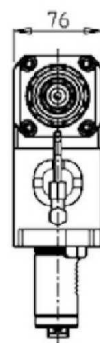
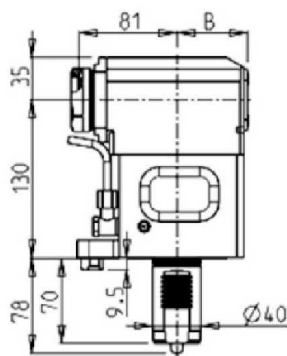



PartNumber	Description	Spindle	I	RPM	Cool Thru	Ext. Cool	A	A1	B	D	L
MZK0130132	Axial ER32	ER32	1:1	6000		X	99.7		58.5		
MZK0131032	Axial ER32 Cool Thru*	ER32	1:1	6000	X	X	99.7		72		
MZK0130140	Axial ER40	ER40	1:1	6000		X	103.7		58.5		
MZK0130240	Axial ER40 Cool Thru*	ER40	1:1	6000	X	X	103.7		69.5		
MZK0132219	Axial Mill Head 22x19mm	22x19	1:1	6000		X		78.5	58.5	22	19
MZK0132721	Axial Mill Head 27x21mm	27x21	1:1	6000		X		78.5	58.5	27	21

\* Coolant Thru tools are designed for 1000 psi. They require 5 Micron Filtration and **CANNOT** be run dry.

**QUICK CHANGE AXIAL MTSK DRIVEN TOOL**

**See Accessories for MTSK Clamping Units**



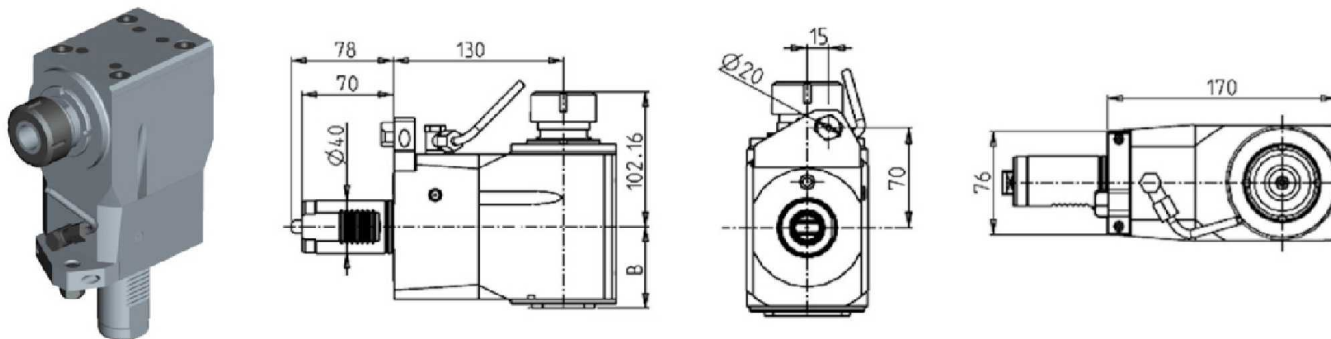
PartNumber	Description	Spindle	I	RPM	Cool Thru	Ext. Cool	B
MZK0290140	Axial MTSK-40	MTSK-40	1:1	6000		X	58.5
MZK0290240	Axial MTSK-40 Cool Thru*	MTSK-40	1:1	6000	X	X	69.5

\* Coolant Thru tools are designed for 1000 psi. They require 5 Micron Filtration and **CANNOT** be run dry.

MULTIPLEX 420-620-625-6200-6250 12 STATION / HYPER QUADREX 200-250MSY 12 STATION / MULTIPLEX 8200 (TURRET SUP. 12 STATION) / MULTIPLEX W-200 12 STATION

DRIVEN

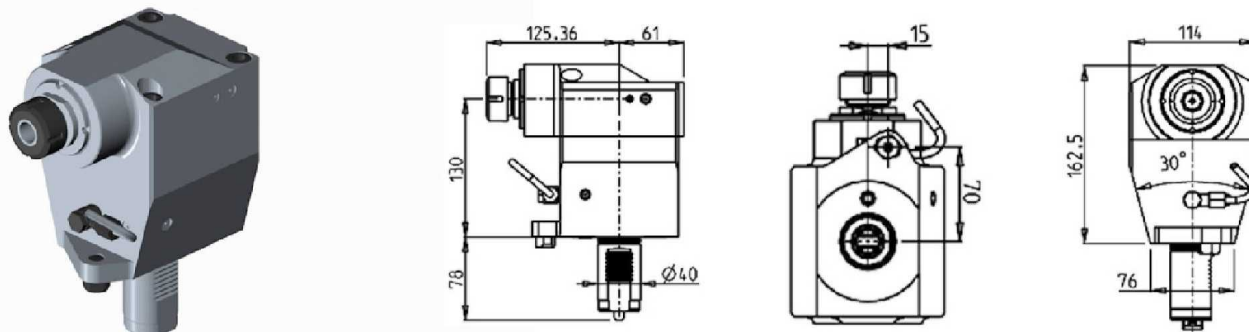
AXIAL GEARED-DOWN 2:1 DRIVEN TOOL



PartNumber	Description	Spindle	I	RPM	Cool Thru	Ext. Cool	B
MZK0480132	Axial Geared-Down Driven Tool ER32	ER32	2:1	3000		X	61.5
MZK0480232	Axial Geared-Down Driven Tool ER32 Cool Thru*	ER32	2:1	3000	X	X	71.5

\* Coolant Thru tools are designed for 1000 psi. They require 5 Micron Filtration and **CANNOT** be run dry.

AXIAL GEARED-UP 1:3 DRIVEN TOOL

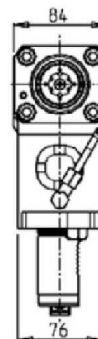
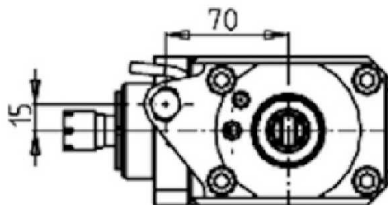
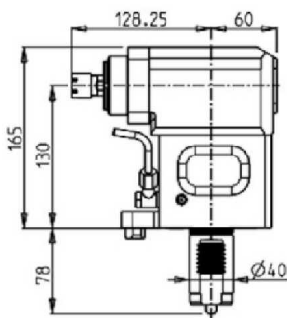



PartNumber	Description	Spindle	I	RPM	Ext Cool
MZK0620125	Axial Geared-Up 1:3 ER25	ER25	1:3	18000	X

MULTIPLEX 420-620-625-6200-6250 12 STATION / HYPER QUADREX 200-250MSY 12 STATION / MULTIPLEX 8200 (TURRET SUP. 12 STATION) / MULTIPLEX W-200 12 STATION

DRIVEN

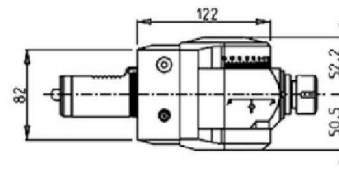
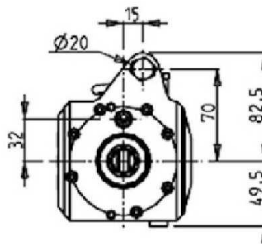
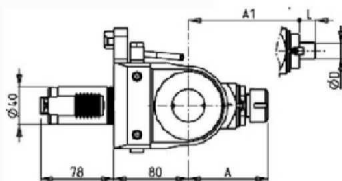

AXIAL GEARED-UP 1:3 DRIVEN TOOL



PartNumber	Description	Spindle	I	RPM	Ext. Cool
MZK0370016	Axial Geared-Up 1:3 ER16	ER16	1:3	18000	X

**Note :** Wrenches are provided with the purchase of Specialty Toolholders

(0-180) ADJUSTABLE ANGLE DRIVEN TOOL



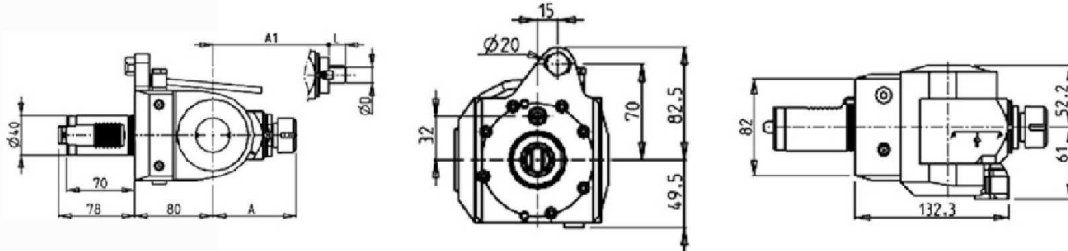
PartNumber	Description	Spindle	I	RPM	Ext Cool	A	A1	D	L
MZK0590120	(0-180) Adj. Angle ER20	ER20	1:1	6000	X	85.16			
MZK0590125	(0-180) Adj. Angle ER25	ER25	1:1	6000	X	86.16			
MZK0590519	(0-180) Adj. Angle 3/4"x3/4"	3/4"x3/4"	1:1	6000	X		65	3/4"	3/4"
MZK0590516	(0-180) Adj. Angle 16x17mm	16x17	1:1	6000	X		65	16	17
MZK0590522	(0-180) Adj. Angle 22x19mm	22x19	1:1	6000	X		66	22	19

**Note :** Wrenches are provided with the purchase of Specialty Toolholders

MULTIPLEX 420-620-625-6200-6250 12 STATION / HYPER QUADREX 200-250MSY 12 STATION / MULTIPLEX 8200 (TURRET SUP. 12 STATION) / MULTIPLEX W-200 12 STATION

**DRIVEN**

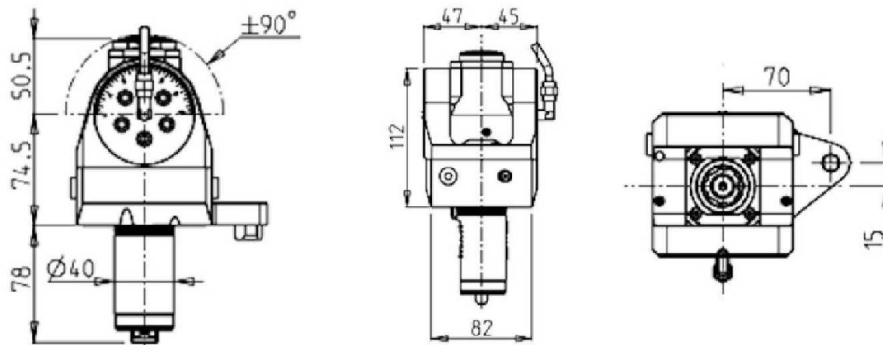

**(0-180) ADJUSTABLE ANGLE DRIVEN TOOL WITH DIGITAL DISPLAY**



PartNumber	Description	Spindle	I	RPM	Ext Cool	A	A1	D	L
MZK0540120	(0-180) Adj. Angle ER20 with Digital Display	ER20	1:1	6000	X	85.16			
MZK0540125	(0-180) Adj. Angle ER25 with Digital Display	ER25	1:1	6000	X	86.16			
MZK0540519	(0-180) Adj. Angle 3/4"x3/4" with Digital Display	3/4"x3/4"	1:1	6000	X		65	3/4"	3/4"
MZK0540516	(0-180) Adj. Angle 16x17mm with Digital Display	16x17	1:1	6000	X		65	16	17
MZK0540522	(0-180) Adj. Angle 22x19mm with Digital Display	22x19	1:1	6000	X		66	22	19

**Note :** Wrenches are provided with the purchase of Specialty Toolholders

**(0-180) ADJUSTABLE ANGLE DRIVEN TOOL**



PartNumber	Description	Spindle	I	RPM	Cool Thru	Ext. Cool
MZK0270120	(0-180) Adj. Angle ERA20	ERA20	1:1	6000		X
MZK0270220	(0-180) Adj. Angle ERA20 Cool Thru*	ERA20	1:1	6000	X	X

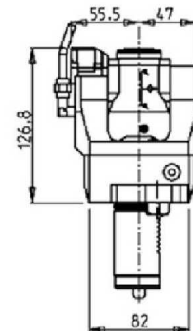
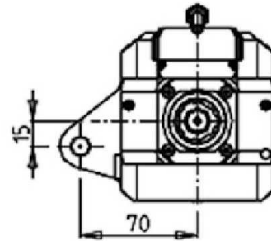
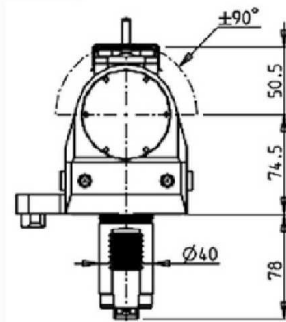
\* Coolant Thru tools are designed for 1000 psi. They require 5 Micron Filtration and **CANNOT** be run dry.

**Note :** Wrenches are provided with the purchase of Specialty Toolholders

MULTIPLEX 420-620-625-6200-6250 12 STATION / HYPER QUADREX 200-250MSY 12 STATION / MULTIPLEX 8200 (TURRET SUP. 12 STATION) / MULTIPLEX W-200 12 STATION

DRIVEN

(0-180) ADJUSTABLE ANGLE DRIVEN TOOL WITH DIGITAL DISPLAY



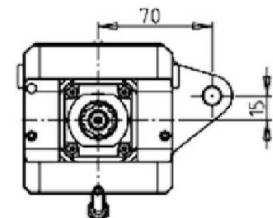
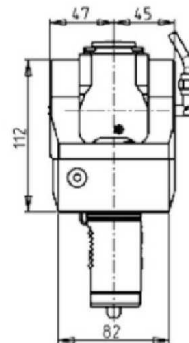
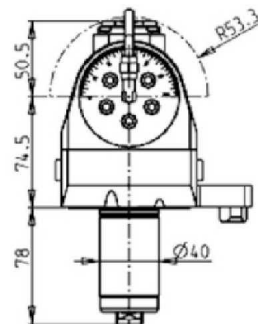

PartNumber	Description	Spindle	I	RPM	Cool Thru	Ext Cool
MZK0275120	(0-180) Adj. Angle ERA20 with Digital Display	ERA20	1:1	6000		X
MZK0275220	(0-180) Adj. Angle ERA20 with Digital Display Cool Thru*	ERA20	1:1	6000	X	X

\* Coolant Thru tools are designed for 1000 psi.  
They require 5 Micron Filtration and **CANNOT** be run dry.

**Note :**

Wrenches are provided with the purchase of Specialty Toolholders

(0-180) ADJUSTABLE ANGLE DRIVEN TOOL GEARED-UP 1:2



PartNumber	Description	Spindle	I	RPM	Cool Thru	Ext. Cool
MZK0270316	(0-180) Adj. Angle Geared-Up ERA16	ERA16	1:2	12000		X
MZK0270416	(0-180) Adj. Angle Geared-Up ERA16 Cool Thru*	ERA16	1:2	12000	X	X

\* Coolant Thru tools are designed for 1000 psi.  
They require 5 Micron Filtration and **CANNOT** be run dry.

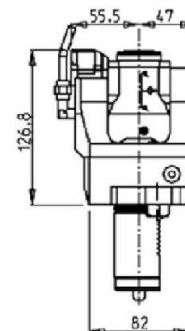
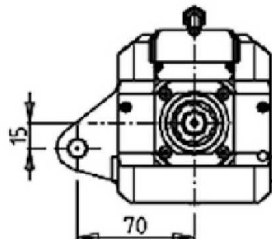
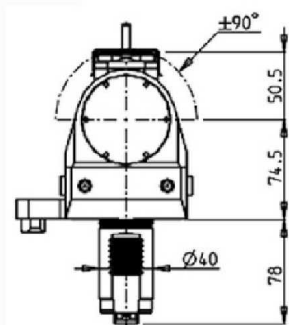
**Note :**

Wrenches are provided with the purchase of Specialty Toolholders

MULTIPLEX 420-620-625-6200-6250 12 STATION / HYPER QUADREX 200-250MSY 12 STATION / MULTIPLEX 8200 (TURRET SUP. 12 STATION) / MULTIPLEX W-200 12 STATION

DRIVEN

(0-180) ADJUSTABLE ANGLE DRIVEN TOOL GEARED-UP 1:2 WITH DIGITAL DISPLAY



PartNumber	Description	Spindle	I	RPM	Cool Thru	Ext Cool
MZK0275316	(0-180) Adj. Angle Geared-Up ERA16 with Digital Display	ERA16	1:2	12000		X
MZK0275416	(0-180) Adj. Angle Geared-Up ERA16 with Digital Display Cool Thru*	ERA16	1:2	12000	X	X

\* Coolant Thru tools are designed for 1000 psi. They require 5 Micron Filtration and **CANNOT** be run dry.

**Note :**

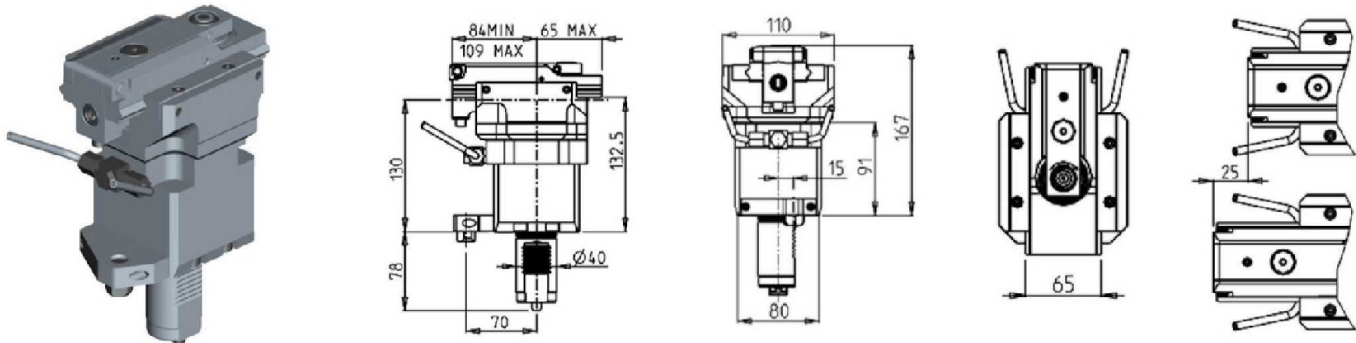
Wrenches are provided with the purchase of Specialty Toolholders



MULTIPLEX 420-620-625-6200-6250 12 STATION / HYPER QUADREX 200-250MSY 12 STATION / MULTIPLEX 8200 (TURRET SUP. 12 STATION) / MULTIPLEX W-200 12 STATION

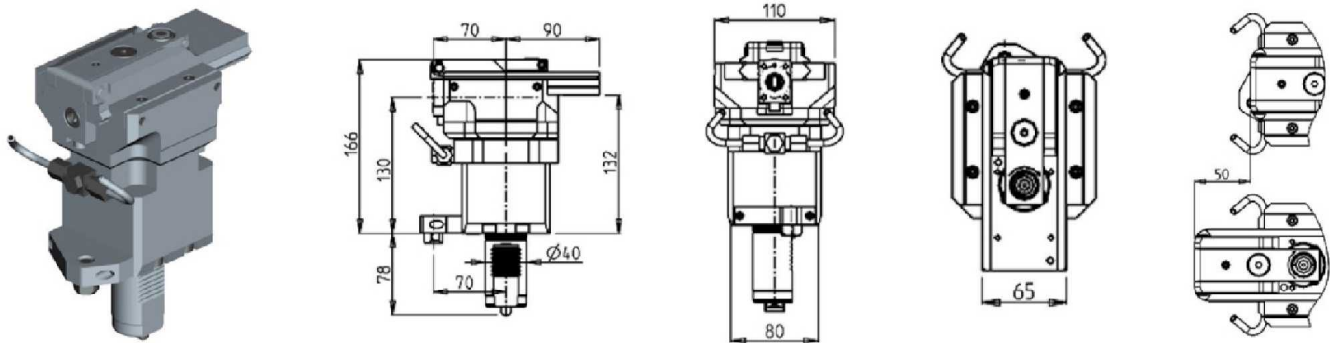
DRIVEN

BROACHING/SLOTING DRIVEN TOOL 25mm STROKE H=130mm



PartNumber	Description	I	RPM MAX	Ext. Cool
MZK0400200	Broaching/Slotting Driven Tool 25mm Stroke H=130mm	4:1	2400	X

BROACHING/SLOTING DRIVEN TOOL 50mm STROKE H=130mm



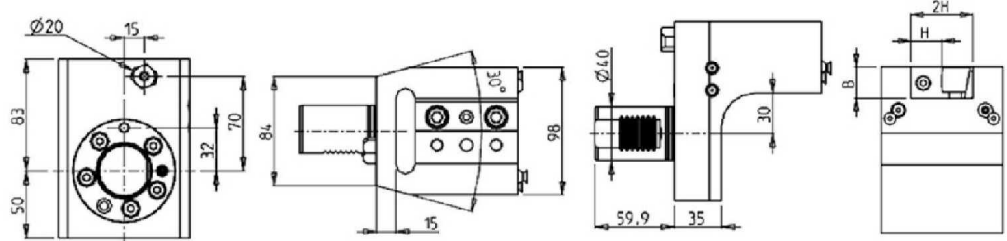

PartNumber	Description	I	RPM MAX	Ext. Cool
MZK0400100	Broaching/Slotting Driven Tool 50mm Stroke H=130mm	4:1	2000	X

**\* This tool will NOT fit the MULTIPLEX W-200 12 ST. machines**

MULTIPLEX 420-620-625-6200-6250 12 STATION / HYPER QUADREX 200-250MSY 12 STATION / MULTIPLEX 8200 (TURRET SUP. 12 STATION) / MULTIPLEX W-200 12 STATION

STATIC

RADIAL SINGLE STATIC TOOL

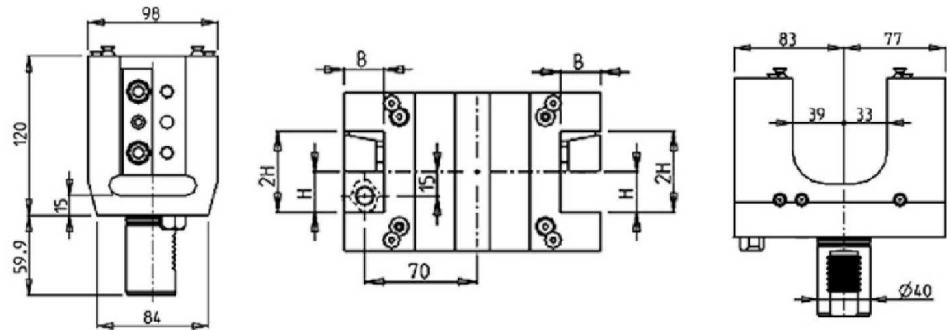



PartNumber	Description	# of Tools	Dimensions	B	H
MZK1222500	Radial Single Static Tool Ø25mm	1	mm	25	25

RADIAL DOUBLE STATIC TOOL

**THIS TOOL WILL ONLY FIT THE FOLLOWING MACHINE MODELS:**

*HYPER QUADREX 200-250MSY 12 STATION*

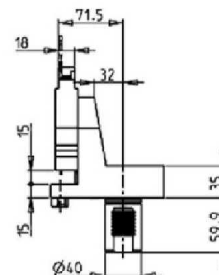
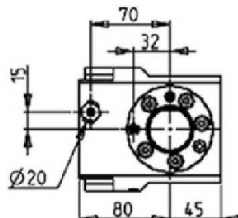
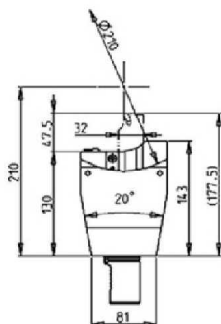



PartNumber	Description	# of Tools	Dimensions	B	H
MZK0842500	Radial Double Static Tool 25mm	2	mm	25	25

MULTIPLEX 420-620-625-6200-6250 12 STATION / HYPER QUADREX 200-250MSY 12 STATION / MULTIPLEX 8200 (TURRET SUP. 12 STATION) / MULTIPLEX W-200 12 STATION

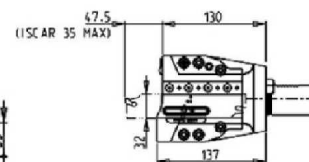
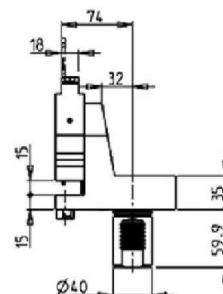
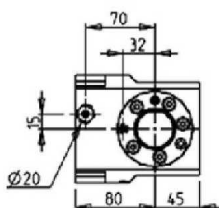
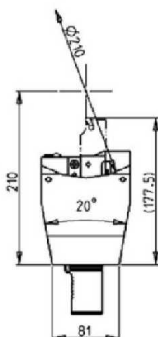

STATIC

RADIAL DOUBLE BLADE HOLDER WITH BLADE KIT



PartNumber	Description	# of Tools	Ext Cool
MZK1170132	Radial Blade Holder with Blade Kit	1	X
BLADEKIT	Blade Kit: 1 Blade, 10 Inserts		

RADIAL DOUBLE BLADE HOLDER WITH INTERNAL COOLANT - BLADE KIT NOT INCLUDED

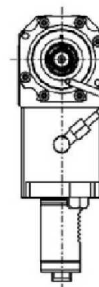
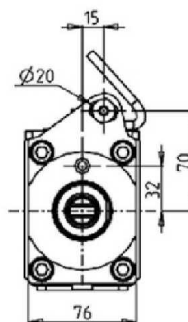
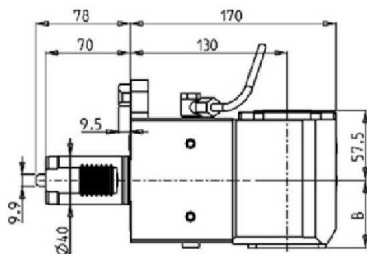



PartNumber	Description	# of Tools	Ext Cool	Cool Thru
MZK1180132	Radial Double Blade Holder Cool Thru	1	X	X
COOL THRU BLADEKIT	Blade Kit: 1 Blade, 10 Inserts			

MULTIPLEX 420-620-625-6200-6250 12 STATION / HYPER QUADREX 200-250MSY 12 STATION / MULTIPLEX 8200 (TURRET SUP. 12 STATION) / MULTIPLEX W-200 12 STATION

CAPTO DRIVEN

AXIAL DRIVEN TOOL CAPTO C4



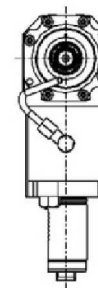
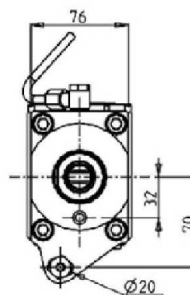
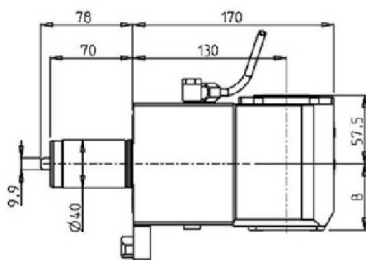

PartNumber	Description	Size	I	RPM	Cool Thru	Ext Cool	B
MZK1121140	Axial Driven Tool Capto C4	C4	1:1	10000		X	55.5
MZK1121240	Axial Driven Tool Capto C4 Cool Thru	C4	1:1	10000	X	X	68

\* Coolant Thru tools are designed for 1000 psi.  
They require 5 Micron Filtration and **CANNOT** be run dry.

AXIAL DRIVEN TOOL FOR SUBSPINDLE CAPTO C4

**THIS TOOL WILL ONLY FIT THE FOLLOWING MACHINE MODELS:**

*HYPER QUADREX 200-250MSY 12 STATION*



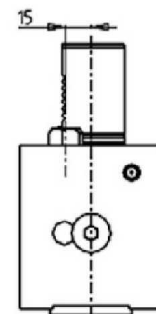
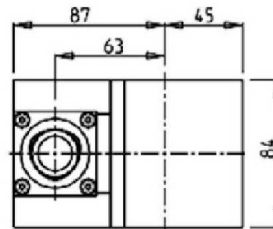
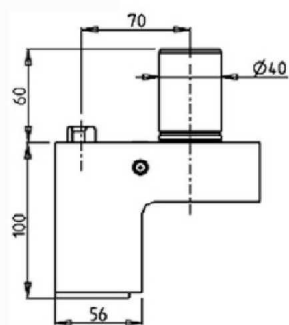

PartNumber	Description	Size	I	RPM	Cool Thru	Ext Cool	B
MZK1120140	Axial Driven Tool for Subspindle Capto C4	C4	1:1	10000		X	55.5
MZK1120240	Axial Driven Tool for Subspindle Capto C4 Cool Thru	C4	1:1	10000	X	X	68

\* Coolant Thru tools are designed for 1000 psi.  
They require 5 Micron Filtration and **CANNOT** be run dry.

MULTIPLEX 420-620-625-6200-6250 12 STATION / HYPER QUADREX 200-250MSY 12 STATION / MULTIPLEX 8200 (TURRET SUP. 12 STATION) / MULTIPLEX W-200 12 STATION

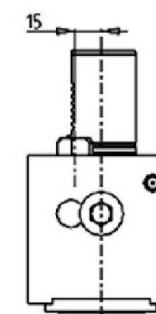
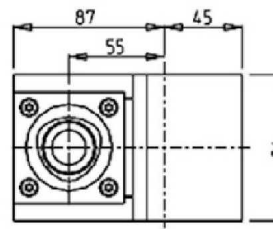
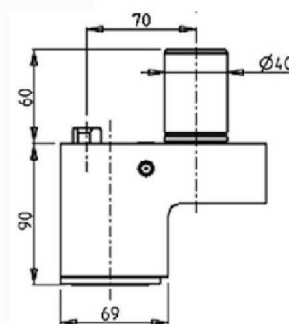

CAPTO STATIC

RADIAL SINGLE STATIC TOOL CAPTO C4



PartNumber	Description	# of Tools	Cool Thru	Size
MZK0514010	Radial Single Static Capto C4 Right Hand	1	X	C4
MZK0514010LC	Radial Single Static Capto C4 Left Hand	1	X	C4

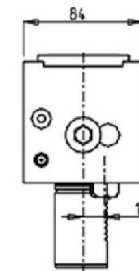
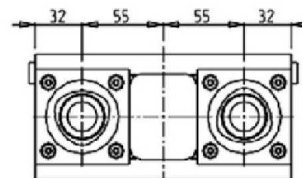
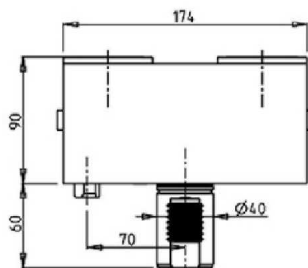
RADIAL SINGLE STATIC TOOL CAPTO C5



PartNumber	Description	# of Tools	Cool Thru	Size
MZK0515010	Radial Single Static Capto C5 Right Hand	1	X	C5
MZK0515010LC	Radial Single Static Capto C5 Left Hand	1	X	C5

RADIAL DOUBLE STATIC TOOL CAPTO C5

**THIS TOOL WILL ONLY FIT THE FOLLOWING MACHINE MODELS:**  
*HYPER QUADREX 200-250MSY 12 STATION*

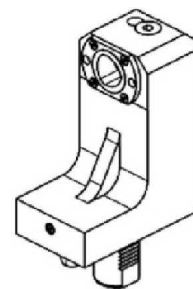
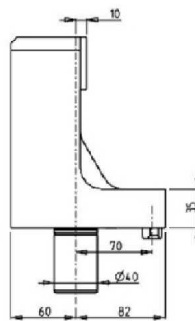
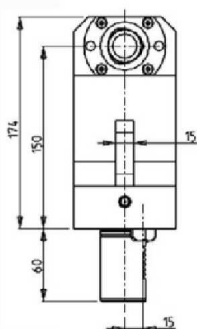



PartNumber	Description	# of Tools	Cool Thru	Ext Cool	Size
MZK1165020	Radial Double Static Capto C5 Right Hand	2	X	X	C5
MZK1165020LC	Radial Double Static Capto C5 Left Hand	2	X	X	C5

MULTIPLEX 420-620-625-6200-6250 12 STATION / HYPER QUADREX 200-250MSY 12 STATION / MULTIPLEX 8200 (TURRET SUP. 12 STATION) / MULTIPLEX W-200 12 STATION

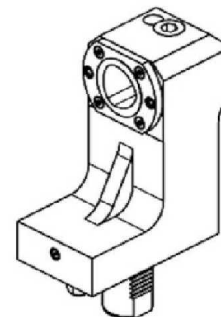
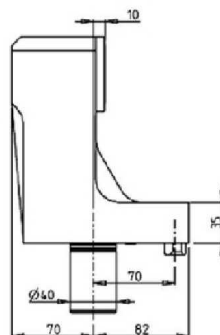
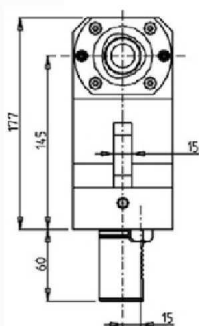

**CAPTO STATIC**

**AXIAL SINGLE STATIC TOOL CAPTO C4 H=150mm**



PartNumber	Description	# of Tools	Cool Thru	Size
MZK0524010	Axial Single Static Capto C4 Right Hand	1	X	C4
MZK0524010LC	Axial Single Static Capto C4 Left Hand	1	X	C4

**AXIAL SINGLE STATIC TOOL CAPTO C5 H=145mm**

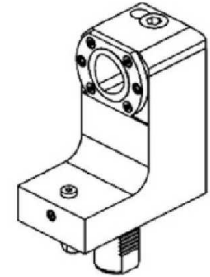
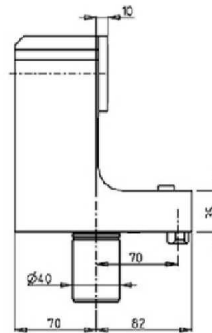
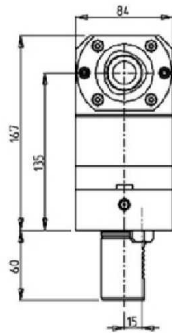



PartNumber	Description	# of Tools	Cool Thru	Size
MZK0525010	Axial Single Static Capto C5 Right Hand	1	X	C5
MZK0525010LC	Axial Single Static Capto C5 Left Hand	1	X	C5

**MULTIPLEX 420-620-625-6200-6250 12 STATION / HYPER QUADREX 200-250MSY 12 STATION / MULTIPLEX 8200 (TURRET SUP. 12 STATION) / MULTIPLEX W-200 12 STATION**

**CAPTO STATIC**

**AXIAL SINGLE STATIC TOOL CAPTO C5 H=135mm**

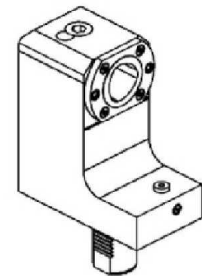
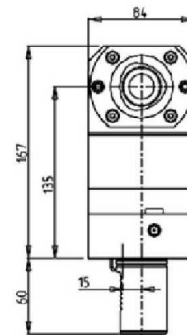
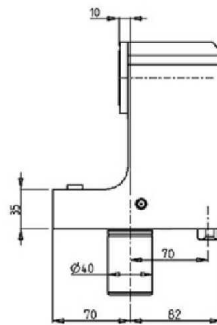


PartNumber	Description	# of Tools	Cool Thru	Ext Cool	Size
MZK1145010	Axial Single Static Capto C5 Right Hand	1	X	X	C5
MZK1145010LC	Axial Single Static Capto C5 Left Hand	1	X	X	C5

**AXIAL SINGLE STATIC TOOL FOR SUBSPINDLE CAPTO C5 H=135mm**

**THIS TOOL WILL ONLY FIT THE FOLLOWING MACHINE MODELS:**

*HYPER QUADREX 200-250MSY 12 STATION*

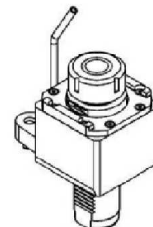
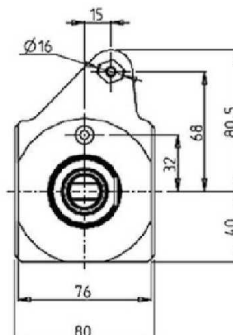
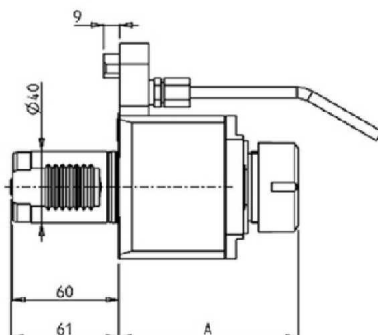


PartNumber	Description	# of Tools	Cool Thru	Ext Cool	Size
MZK1155010	Axial Single Static for Subspindle Capto C5 Right Hand	1	X	X	C5
MZK1155010LC	Axial Single Static for Subspindle Capto C5 Left Hand	1	X	X	C5

MULTIPLEX 610/6100 12 STATION - MULTIPLEX 620/6200 16 STATION - HYPER QUADREX 100/150MSX/MSY 12 STATION - HYPER QUADREX 200-250MS/MSY 16 STATION

DRIVEN

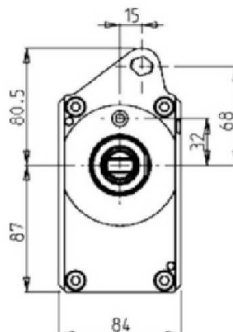
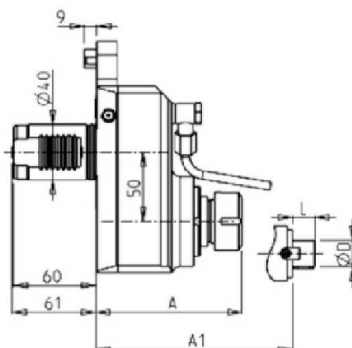
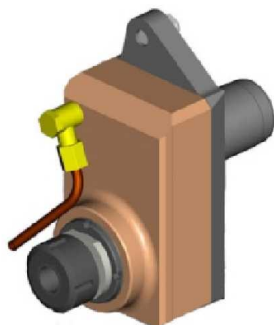
RADIAL DRIVEN TOOL



PartNumber	Description	Spindle	I	RPM	Cool Thru	Ext Cool	A
MZK1000132	Radial Driven Tool ER32	ER32	1:1	6000		X	101.5
MZK1000232	Radial Driven Tool ER32 Cool Thru	ER32	1:1	6000	X	X	113

\* Coolant Thru tools are designed for 1000 psi.  
They require 5 Micron Filtration and **CANNOT** be run dry.

RADIAL DRIVEN TOOL REDIRECTED IN Z BY 50mm



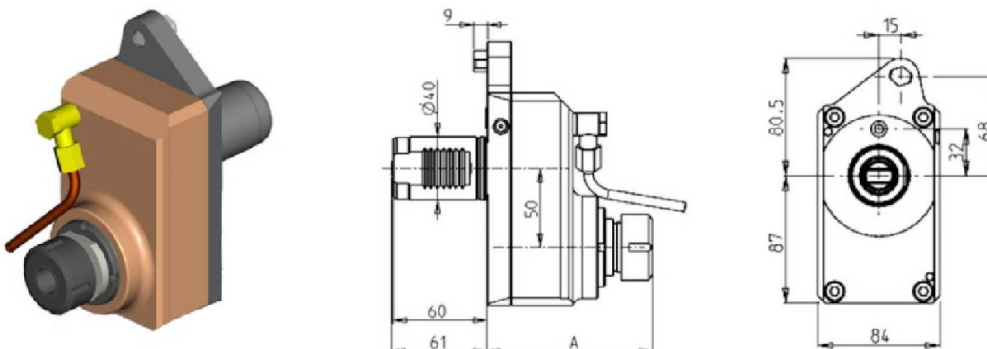
PartNumber	Description	Spindle	I	RPM	Ext. Cool	A	A1	D	L
MZK0201125	Radial Redirected ER25	ER25	1:1	6000	X	106.1			
MZK0201132	Radial Redirected ER32	ER32	1:1	6000	X	118.1			
MZK0201116	Radial Mill Head Ø16x17mm	16x17	1:1	6000	X		86	16	17
MZK0201122	Radial Mill Head Ø22x19mm	22x19	1:1	6000	X		88	22	19
MZK0201127	Radial Mill Head Ø27x21mm	27x21	1:1	6000	X		90	27	21



MULTIPLEX 610/6100 12 STATION - MULTIPLEX 620/6200 16 STATION - HYPER QUADREX 100/150MSX/MSY 12 STATION - HYPER QUADREX 200-250MS/MSY 16 STATION

DRIVEN

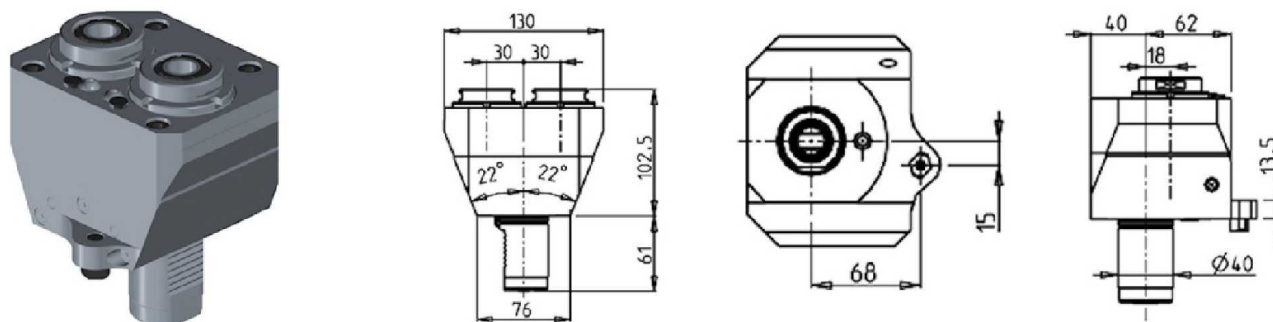
RADIAL GEARED-UP 1:2 DRIVEN TOOL REDIRECTED IN Z BY 50mm



PartNumber	Description	Spindle	I	RPM	Ext. Cool	A
MZK0202125	Radial Redirected Geared-Up ER25	ER25	1:2	12000	X	106.2
MZK0202132	Radial Redirected Geared-Up ER32	ER32	1:2	12000	X	118.7

RADIAL SINGLE SIDE TWIN HEAD DRIVEN TOOL IN Y

**THIS TOOL WILL ONLY FIT THE FOLLOWING MACHINE MODELS:**  
 HYPER QUADREX 100/150MSY 12 STATION - HYPER QUADREX 200/250MSY 16 STATION



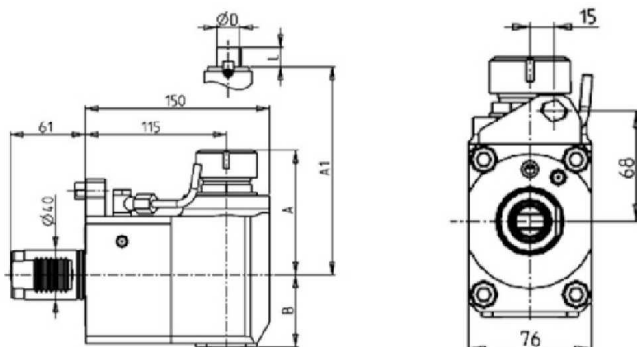
PartNumber	Description	Spindle	I	RPM	Ext Cool
MZK0760225	Radial Single Side Twin Head ERA25	ERA25	1:1	6000	X

**\* This tool is designed for the upper turret only**

**MULTIPLEX 610/6100 12 STATION - MULTIPLEX 620/6200 16 STATION - HYPER QUADREX 100/150MSX/MSY 12 STATION - HYPER QUADREX 200-250MS/MSY 16 STATION**

**DRIVEN**

**AXIAL DRIVEN TOOL**

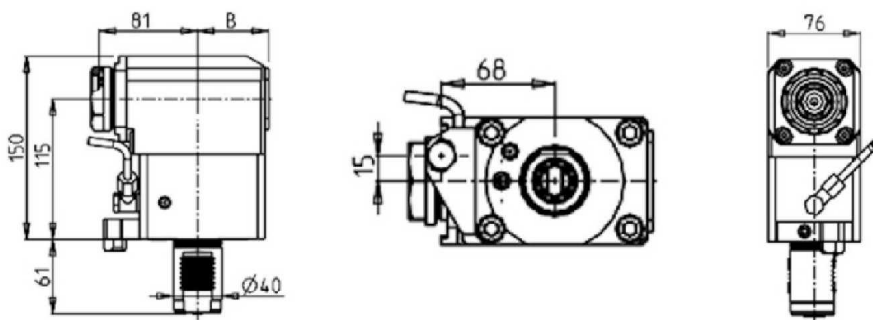


PartNumber	Description	Spindle	I	RPM	Cool Thru	Ext. Cool	A	B	A1	D	L
MZK0410132	Axial Driven Tool ER32	ER32	1:1	6000		X	99.7	58.5			
MZK0410232	Axial Driven Tool ER32 Cool Thru*	ER32	1:1	6000	X	X	99.7	72			
MZK0410140	Axial Driven Tool ER40	ER40	1:1	6000		X	103.7	58.5			
MZK0410240	Axial Driven Tool ER40 Cool Thru*	ER40	1:1	6000	X	X	103.7	69.5			
MZK0410522	Axial Mill Head 22x19mm	22x19	1:1	6000		X		58.5	78.5	22	19
MZK0410527	Axial Mill Head 27x21mm	27x21	1:1	6000		X		58.5	78.5	27	21

\* Coolant Thru tools are designed for 1000 psi.  
They require 5 Micron Filtration and **CANNOT** be run dry.

**QUICK CHANGE AXIAL MTSK DRIVEN TOOL**

*See Accessories for MTSK Clamping Units*



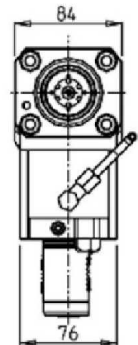
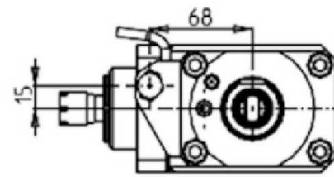
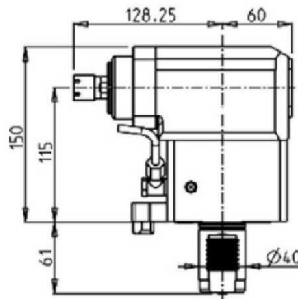

PartNumber	Description	Spindle	I	RPM	Cool Thru	Ext. Cool	B
MZK0420140	Axial MTSK-40 Driven Tool	MTSK-40	1:1	6000		X	58.5
MZK0420240	Axial MTSK-40 Driven Tool Cool Thru*	MTSK-40	1:1	6000	X	X	69.5

\* Coolant Thru tools are designed for 1000 psi.  
They require 5 Micron Filtration and **CANNOT** be run dry.

MULTIPLEX 610/6100 12 STATION - MULTIPLEX 620/6200 16 STATION - HYPER QUADREX 100/150MSX/MSY 12 STATION - HYPER QUADREX 200-250MS/MSY 16 STATION

DRIVEN

AXIAL GEARED-UP 1:3 DRIVEN TOOL



PartNumber	Description	Spindle	I	RPM	Ext. Cool
MZK0430016	Axial Geared-Up 1:3 Driven Tool ER16	ER16	1:3	18000	X

**Note :** Wrenches are provided with the purchase of Specialty Toolholders

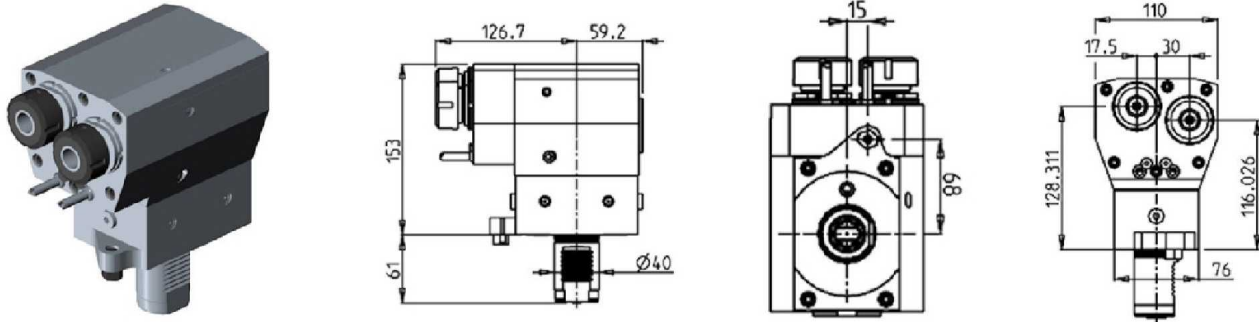
MULTIPLEX 610/6100 12 STATION - MULTIPLEX 620/6200 16 STATION - HYPER QUADREX 100/150MSX/MSY 12 STATION - HYPER QUADREX 200-250MS/MSY 16 STATION

**DRIVEN**

**AXIAL SINGLE SIDE TWIN HEAD DRIVEN TOOL IN Y FOR SUBSPINDLE**

**THIS TOOL WILL ONLY FIT THE FOLLOWING MACHINE MODELS:**

*HYPER QUADREX 200/250MSY 16 STATION*



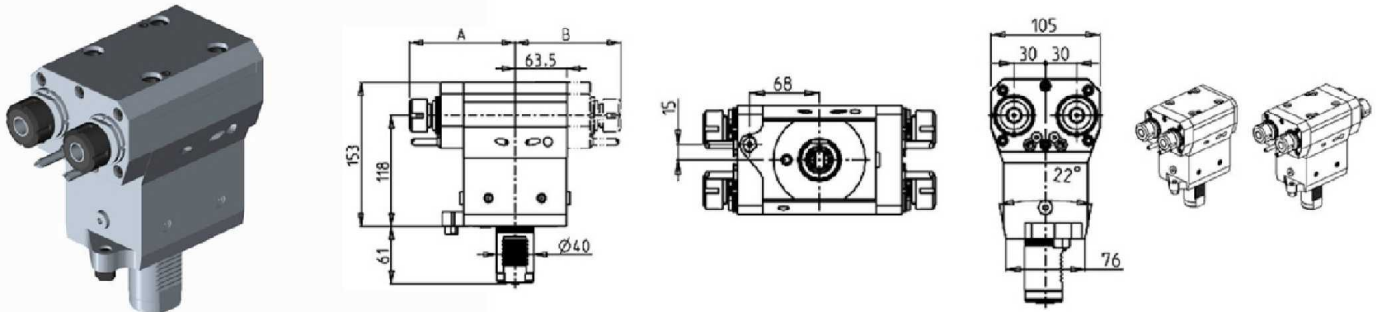
PartNumber	Description	Spindle	I	RPM	Ext Cool
MZK0720225	Axial Single Side Twin Head ER25	ER25	1:1	6000	X

**\* This tool is designed for the Subspindle only**

**AXIAL MULTIPLE 2/4 OUTLET DRIVEN TOOL IN Y H=118mm**

**THIS TOOL WILL ONLY FIT THE FOLLOWING MACHINE MODELS:**

*HYPER QUADREX 100/150MSY 12 STATION - HYPER QUADREX 200/250MSY 16 STATION*



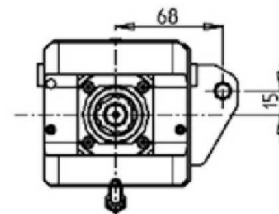
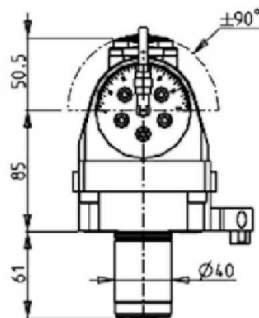
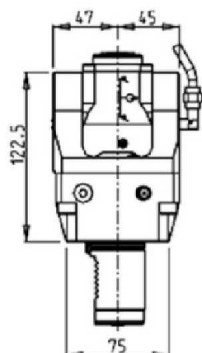
PartNumber	Description	Spindle	I	RPM	# of Tools	Ext Cool	A	B
MZK0680120	Axial Multiple 2/4 Outlet ER20	ER20	1:1	6000	2	X	113.2	
MZK0680220	Axial Multiple 2/4 Outlet ER20+ER20	ER20+ER20	1:1	6000	2+2	X	113.2	113.2

**\* This tool is designed for the upper turret only**

MULTIPLEX 610/6100 12 STATION - MULTIPLEX 620/6200 16 STATION - HYPER QUADREX 100/150MSX/MSY 12 STATION - HYPER QUADREX 200-250MS/MSY 16 STATION

DRIVEN

(0-180) ADJUSTABLE ANGLE DRIVEN TOOL



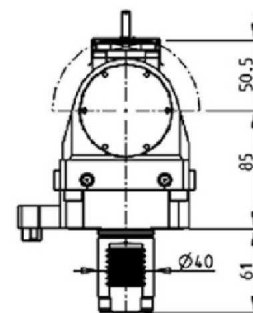
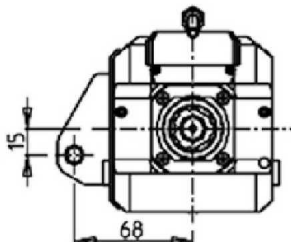
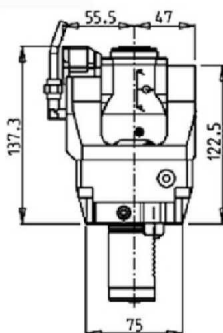

PartNumber	Description	Spindle	I	RPM	Cool Thru	Ext. Cool
MZK0550120	(0-180) Adj. Angle ERA20	ERA20	1:1	6000		X
MZK0550220	(0-180) Adj. Angle ERA20 Cool Thru*	ERA20	1:1	6000	X	X

\* Coolant Thru tools are designed for 1000 psi. They require 5 Micron Filtration and **CANNOT** be run dry.

**Note :**

Wrenches are provided with the purchase of Specialty Toolholders

(0-180) ADJUSTABLE ANGLE DRIVEN TOOL WITH DIGITAL DISPLAY



PartNumber	Description	Spindle	I	RPM	Cool Thru	Ext Cool
MZK0555120	(0-180) Adj. Angle ERA20 with Digital Display	ERA20	1:1	6000		X
MZK0555220	(0-180) Adj. Angle ERA20 with Digital Display Cool Thru*	ERA20	1:1	6000	X	X

\* Coolant Thru tools are designed for 1000 psi. They require 5 Micron Filtration and **CANNOT** be run dry.

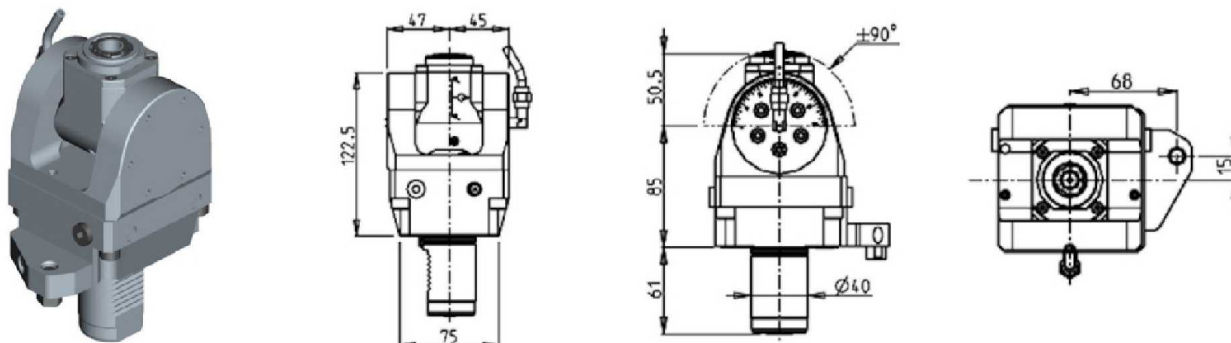
**Note :**

Wrenches are provided with the purchase of Specialty Toolholders

MULTIPLEX 610/6100 12 STATION - MULTIPLEX 620/6200 16 STATION - HYPER QUADREX 100/150MSX/MSY 12 STATION - HYPER QUADREX 200-250MS/MSY 16 STATION

DRIVEN

(0-180) ADJUSTABLE ANGLE DRIVEN TOOL GEARED-UP 1:2



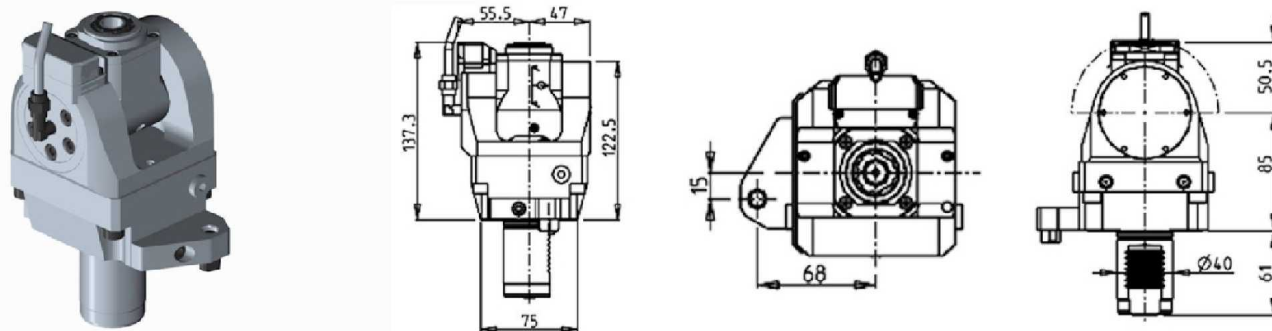
PartNumber	Description	Spindle	I	RPM	Cool Thru	Ext. Cool
MZK0550316	(0-180) Adj. Angle Geared-Up 1:2 ERA16	ERA16	1:2	12000		X
MZK0550416	(0-180) Adj. Angle Geared-Up 1:2 ERA16 Cool Thru*	ERA16	1:2	12000	X	X

\* Coolant Thru tools are designed for 1000 psi. They require 5 Micron Filtration and **CANNOT** be run dry.

**Note :**

Wrenches are provided with the purchase of Specialty Toolholders

(0-180) ADJUSTABLE ANGLE DRIVEN TOOL GEARED-UP 1:2 WITH DIGITAL DISPLAY



PartNumber	Description	Spindle	I	RPM	Cool Thru	Ext Cool
MZK0555316	(0-180) Adj. Angle Geared-Up ERA16 with Digital Display	ERA16	1:2	12000		X
MZK0555416	(0-180) Adj. Angle Geared-Up ERA16 with Digital Display Cool Thru*	ERA16	1:2	12000	X	X

\* Coolant Thru tools are designed for 1000 psi. They require 5 Micron Filtration and **CANNOT** be run dry.

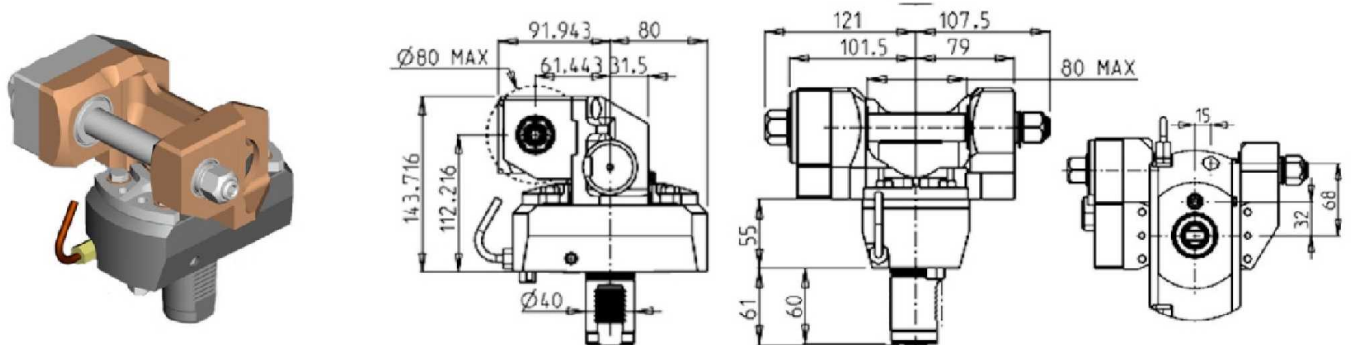
**Note :**

Wrenches are provided with the purchase of Specialty Toolholders

MULTIPLEX 610/6100 12 STATION - MULTIPLEX 620/6200 16 STATION - HYPER QUADREX 100/150MSX/MSY 12 STATION - HYPER QUADREX 200-250MS/MSY 16 STATION

DRIVEN

DRIVEN GEAR HOBBER



PartNumber	Description	I	RPM	Ext. Cool	D (mm)	D (inch)
MZK0191100	Driven Gear Hobb 1:1	1:1	6000	X	16-22-27-32	3/4"-1"-1 1/4"
MZK0192100	Driven Gear Hobb Geared-Down 2:1	2:1	3000	X	16-22-27-32	3/4"-1"-1 1/4"

**Note :** Wrenches are provided with the purchase of Specialty Toolholders

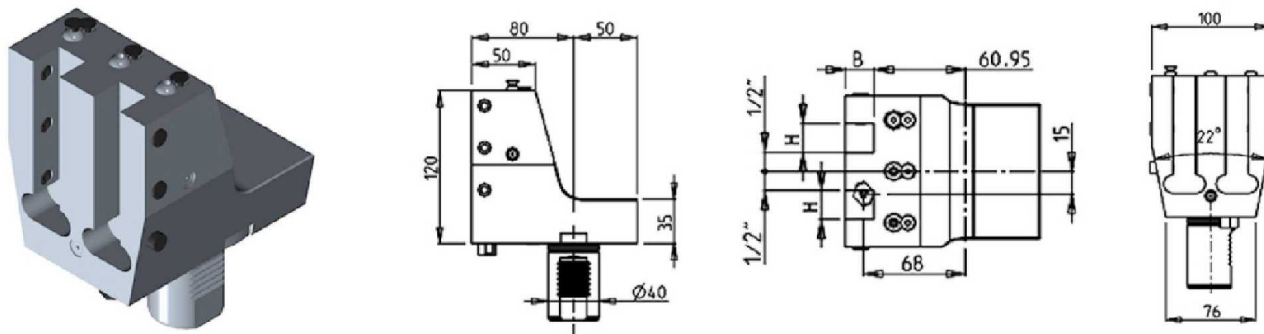
MULTIPLEX 610/6100 12 STATION - MULTIPLEX 620/6200 16 STATION - HYPER QUADREX 100/150MSX/MSY 12 STATION - HYPER QUADREX 200-250MS/MSY 16 STATION

STATIC

RADIAL SINGLE SIDE TWIN STATIC TOOL

**THIS TOOL WILL ONLY FIT THE FOLLOWING MACHINE MODELS:**

*HYPER QUADREX 100/150MSY 12 STATION - HYPER QUADREX 200/250MSY 16 STATION*



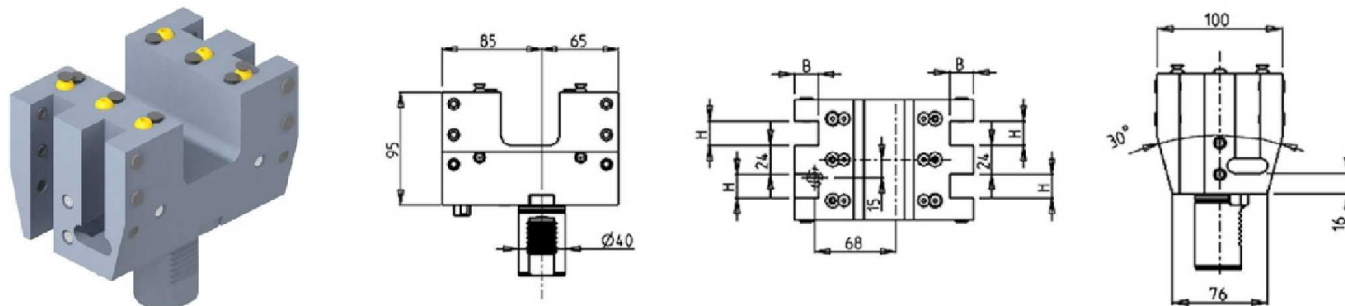
PartNumber	Description	Ext Cool	Dimensions	H	B
MZK0751905	Radial Single Twin Static Tool 3/4"	X	Inch	3/4"	3/4"

**\* This tool is designed for the upper turret only**

RADIAL DOUBLE SIDE TWIN STATIC TOOL

**THIS TOOL WILL ONLY FIT THE FOLLOWING MACHINE MODELS:**

*HYPER QUADREX 100/150MSY 12 STATION - HYPER QUADREX 200/250MSY 16 STATION*



PartNumber	Description	# of Tools	Ext Cool	Dimensions	H	B
MZK1232000	Radial Double Side Twin Static Tool Ø20mm	4	X	mm	20	20

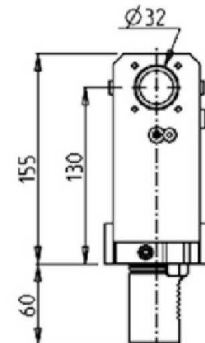
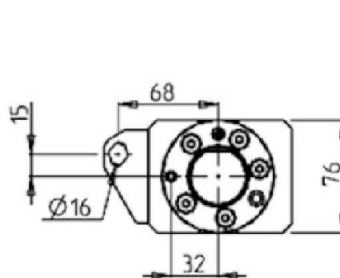
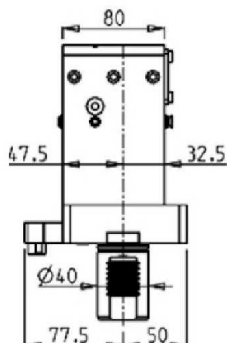
**\* This tool is designed for the upper turret only**



MULTIPLEX 610/6100 12 STATION - MULTIPLEX 620/6200 16 STATION - HYPER QUADREX 100/150MSX/MSY 12 STATION - HYPER QUADREX 200-250MS/MSY 16 STATION

STATIC

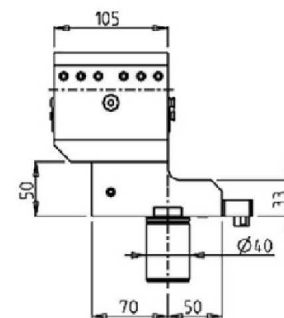
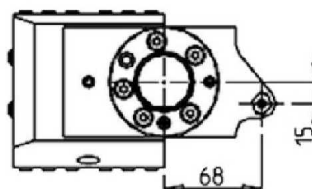
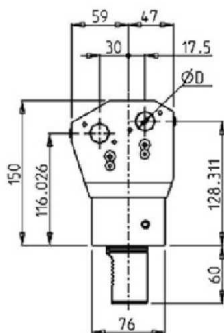

AXIAL SINGLE BORING BAR HOLDER H=130mm



PartNumber	Description	# of Tools	Cool Thru	Ext. Cool	Dimensions
MZK0563200	Axial Single Boring Bar Holder 32mm H=130mm	1	X	X	mm
KIT1000020	32mm Plug to Make BBH Cool Thru				

AXIAL DOUBLE BORING BAR HOLDER 2+2 POSITIONS IN Y

**THIS TOOL WILL ONLY FIT THE FOLLOWING MACHINE MODELS:**  
*HYPER QUADREX 100/150MSY 12 STATION - HYPER QUADREX 200/250MSY 16 STATION*



PartNumber	Description	# of Tools	Cool Thru	Ext Cool	Dimensions	D
MZK0743175	Axial 2+2 Double Boring Bar Holder 1-1/4"	2+2	X	X	Inch	1-1/4
MZK0742000	Axial 2+2 Double Boring Bar Holder 20mm	2+2	X	X	mm	20
KIT1000015	20mm Plug to Make BBH Cool Thru					

**\* This tool is designed for the lower turret only**

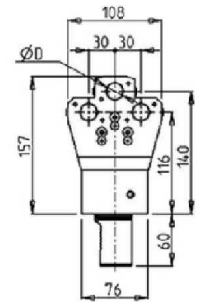
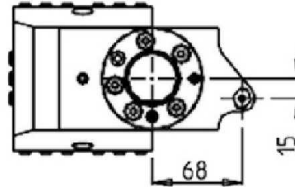
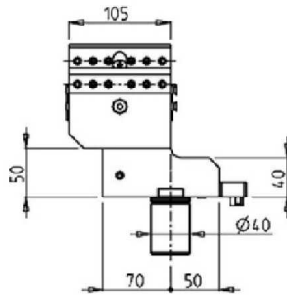

MULTIPLEX 610/6100 12 STATION - MULTIPLEX 620/6200 16 STATION - HYPER QUADREX 100/150MSX/MSY 12 STATION - HYPER QUADREX 200-250MS/MSY 16 STATION

STATIC

AXIAL 3+3 POSITION BORING BAR HOLDER

**THIS TOOL WILL ONLY FIT THE FOLLOWING MACHINE MODELS:**

*HYPER QUADREX 100/150MSY 12 STATION - HYPER QUADREX 200/250MSY 16 STATION*



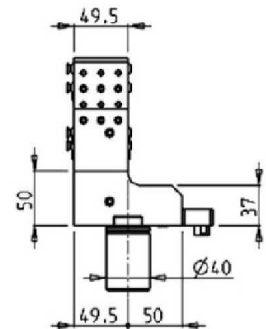
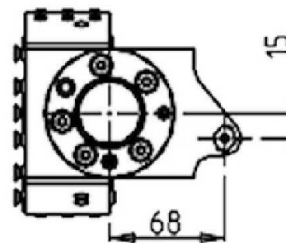
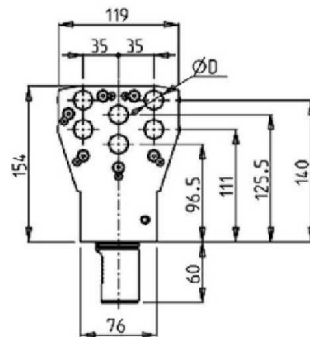

PartNumber	Description	# of Tools	Ext Cool	Cool Thru	Dimensions	D
MZK0692000	Axial 3+3 Position BBH 20mm	3+3	X	X	mm	20
KIT1000015	20mm Plug to Make BBH Cool Thru					

**\* This tool is designed for the upper turret only**

AXIAL 6 POSITION BORING BAR HOLDER

**THIS TOOL WILL ONLY FIT THE FOLLOWING MACHINE MODELS:**

*HYPER QUADREX 100/150MSY 12 STATION - HYPER QUADREX 200/250MSY 16 STATION*



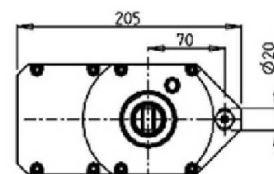
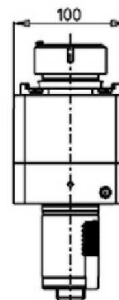
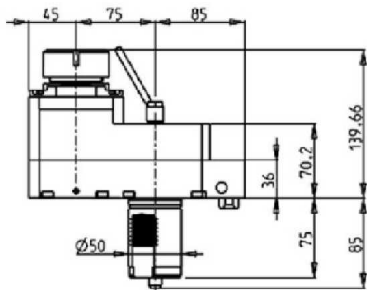

PartNumber	Description	# of Tools	Ext Cool	Dimensions	D
MZK0701905	Axial 6 Position BBH 3/4"	6	X	Inch	3/4"

**\* This tool is designed for the upper turret only**

QT NEXUX 300/350/400/450M/MY - QT NEXUX 300II/350II/400II/450II M/MY - SQT 28/30 - MEGATURN NEXUS 900M - SLANT TURN NEXUS 500/550M - UNIVERSAL 2000/3000M - HYPER QUADREX 450M - SQT300/350/400/450M/MY

DRIVEN

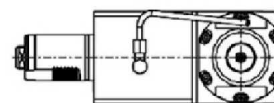
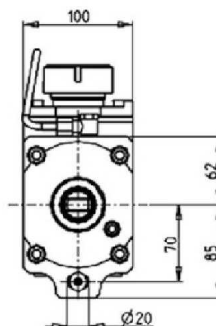
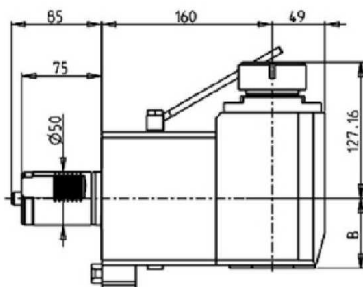

RADIAL DRIVEN TOOL REDIRECTED IN Z BY 75mm



PartNumber	Description	Spindle	I	RPM	Cool Thru	Ext Cool
MZK0960140	Radial Redirected ER40	ER40	1:1	6000		X
MZK0960240	Radial Redirected ER40 Cool Thru*	ER40	1:1	6000	X	X

\* Coolant Thru tools are designed for 1000 psi. They require 5 Micron Filtration and **CANNOT** be run dry.

AXIAL DRIVEN TOOL H=160mm



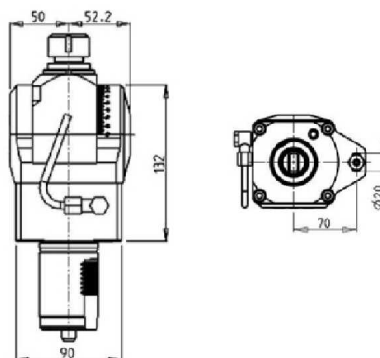
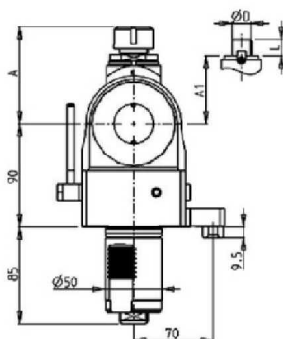

PartNumber	Description	Spindle	I	RPM	Cool Thru	Ext Cool	B
MZK0980140	Axial Driven Tool ER40	ER40	1:1	6000		X	65
MZK0980240	Axial Driven Tool ER40 Cool Thru*	ER40	1:1	6000	X	X	81.5

\* Coolant Thru tools are designed for 1000 psi. They require 5 Micron Filtration and **CANNOT** be run dry.

QT NEXUX 300/350/400/450M/MY - QT NEXUX 300II/350II/400II/450II M/MY - SQT 28/30 - MEGATURN NEXUS 900M - SLANT TURN NEXUS 500/550M - UNIVERSAL 2000/3000M - HYPER QUADREX 450M - SQT300/350/400/450M/MY

DRIVEN

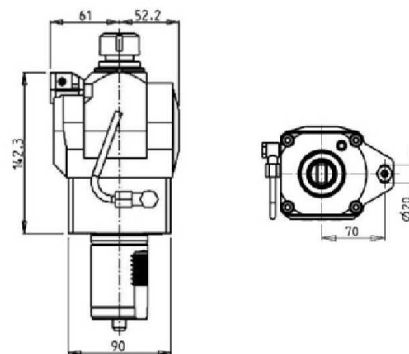
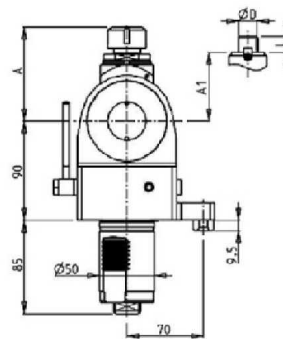

(0-180) ADJUSTABLE ANGLE DRIVEN TOOL



PartNumber	Description	Spindle	I	RPM	Ext Cool	A	A1	D	L
MZK0600120	(0-180) Adj. Angle ER20	ER20	1:1	6000	X	85.16			
MZK0600125	(0-180) Adj. Angle ER25	ER25	1:1	6000	X	86.16			
MZK0600519	(0-180) Adj. Angle 3/4"x3/4"	3/4"x3/4"	1:1	6000	X		65	3/4"	3/4"
MZK0600516	(0-180) Adj. Angle 16x17mm	16x17	1:1	6000	X		65	16	17
MZK0600522	(0-180) Adj. Angle 22x19mm	22x19	1:1	6000	X		66	22	19

**Note :** Wrenches are provided with the purchase of Specialty Toolholders

(0-180) ADJUSTABLE ANGLE DRIVEN TOOL WITH DIGITAL DISPLAY



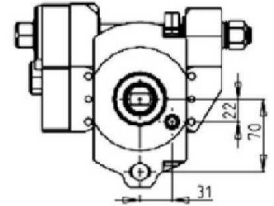
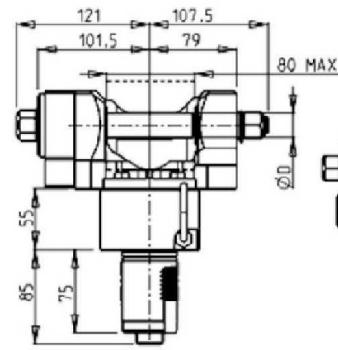
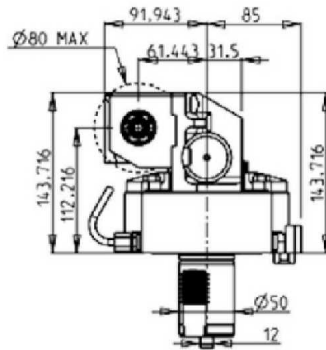

PartNumber	Description	Spindle	I	RPM	Ext Cool	A	A1	D	L
MZK0610120	(0-180) Adj. Angle ER20 with Digital Display	ER20	1:1	6000	X	85.16			
MZK0610125	(0-180) Adj. Angle ER25 with Digital Display	ER25	1:1	6000	X	86.16			
MZK0610519	(0-180) Adj. Angle 3/4"x3/4" with Digital Display	3/4"x3/4"	1:1	6000	X		65	3/4"	3/4"
MZK0610516	(0-180) Adj. Angle 16x17mm with Digital Display	16x17	1:1	6000	X		65	16	17
MZK0610522	(0-180) Adj. Angle 22x19mm with Digital Display	22x19	1:1	6000	X		66	22	19

**Note :** Wrenches are provided with the purchase of Specialty Toolholders

QT NEXUX 300/350/400/450M/MY - QT NEXUX 300II/350II/400II/450II M/MY - SQT 28/30 - MEGATURN NEXUS 900M - SLANT  
TURN NEXUS 500/550M - UNIVERSAL 2000/3000M - HYPER QUADREX 450M - SQT300/350/400/450M/MY

DRIVEN

DRIVEN GEAR HOBBER



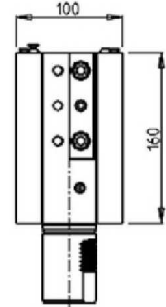
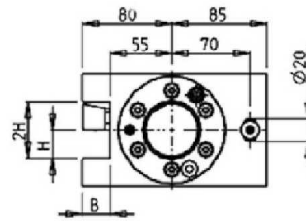
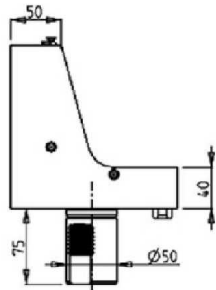

PartNumber	Description	I	RPM	Ext. Cool	D (mm)	D (inch)
MZK0171100	Driven Gear Hobb 1:1	1:1	6000	X	16-22-27-32	3/4"-1"-1 1/4"
MZK0172100	Driven Gear Hobb Geared-Down 2:1	2:1	3000	X	16-22-27-32	3/4"-1"-1 1/4"

**Note :** Wrenches are provided with the purchase of Specialty Toolholders

QT NEXUX 300/350/400/450M/MY - QT NEXUS 300II/350II/400II/450II M/MY - SQT 28/30 - MEGATURN NEXUS 900M - SLANT  
TURN NEXUS 500/550M - UNIVERSAL 2000/3000M - HYPER QUADREX 450M - SQT300/350/400/450M/MY

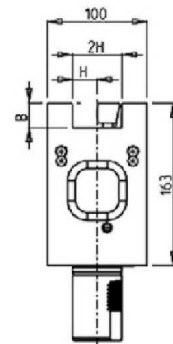
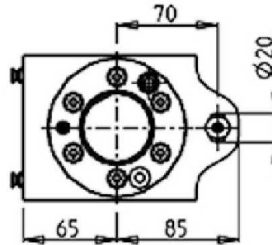
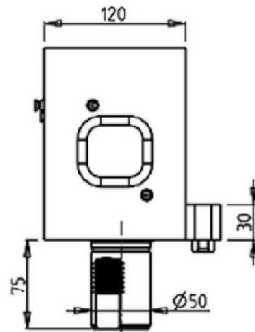
STATIC

RADIAL SINGLE STATIC TOOL



PartNumber	Description	# of Tools	Dimensions	B	H
MZK0852500	Radial Single Static Tool 25mm	1	mm	25	25

AXIAL SINGLE STATIC TOOL

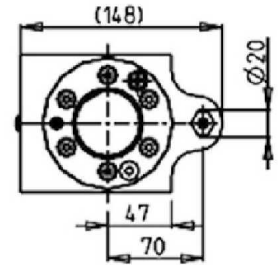
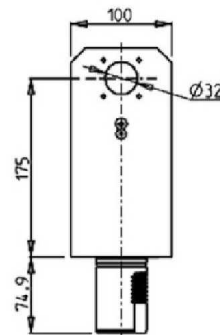
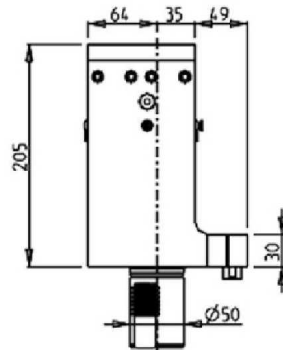


PartNumber	Description	# of Tools	Dimensions	B	H
MZK0862500	Axial Single Static Tool 25mm	1	mm	25	25

QT NEXUX 300/350/400/450M/MY - QT NEXUS 300II/350II/400II/450II M/MY - SQT 28/30 - MEGATURN NEXUS 900M - SLANT TURN NEXUS 500/550M - UNIVERSAL 2000/3000M - HYPER QUADREX 450M - SQT300/350/400/450M/MY

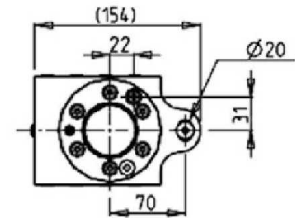
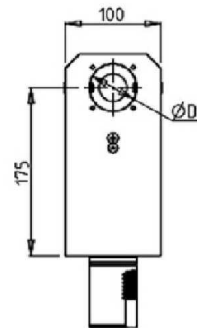
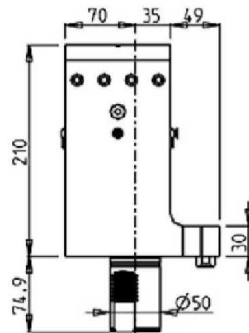
STATIC

AXIAL SINGLE BORING BAR HOLDER H=175mm



PartNumber	Description	# of Tools	Cool Thru	Ext Cool	Dimensions
MZK0993200	Axial Single BBH Ø32mm	1	X	X	mm
KIT1000035	32mm Plug to Make BBH Cool Thru				

AXIAL SINGLE BORING BAR HOLDER H=175mm

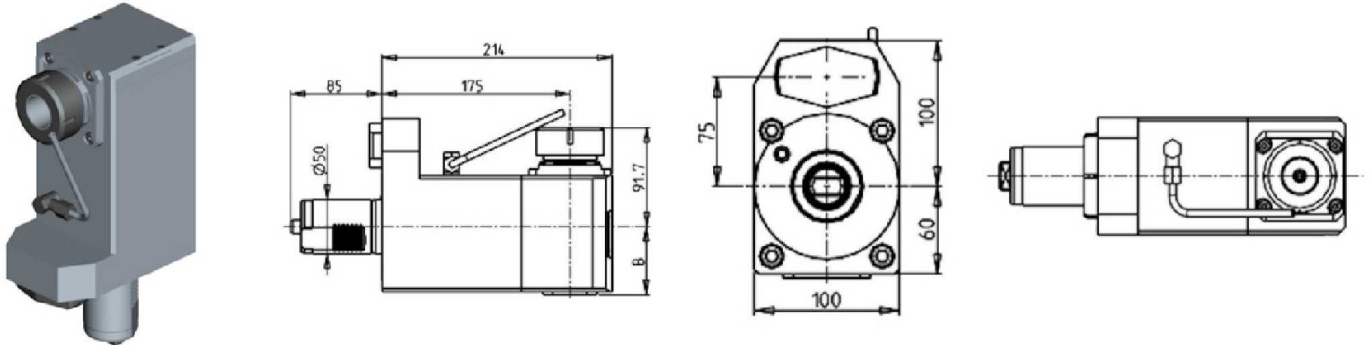


PartNumber	Description	# of Tools	Cool Thru	Ext Cool	Dimensions	D
MZK0995000	Axial Single BBH Ø50mm	1	X	X	mm	50
KIT1000002	50mm Plug to Make BBH Cool Thru					

MULTIPLEX 630/6300 - MULTIPLEX W-300

DRIVEN

AXIAL GEARED-DOWN 2:1 DRIVEN TOOL H=175mm



PartNumber	Description	Spindle	I	RPM	Cool Thru	Ext. Cool	B
MZK0360140	Axial Geared-Down 2:1 ER40	ER40	2:1	2000		X	63
MZK0360240	Axial Geared-Down 2:1 ER40 Cool Thru*	ER40	2:1	2000	X	X	74

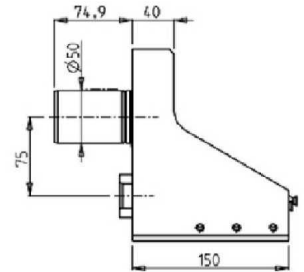
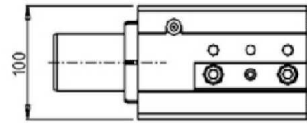
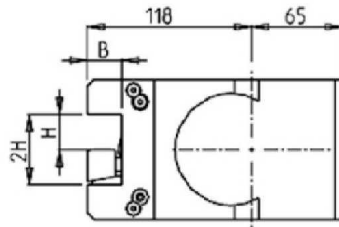

\* Coolant Thru tools are designed for 1000 psi.  
They require 5 Micron Filtration and **CANNOT** be run dry.



MULTIPLEX 630/6300 - MULTIPLEX W-300

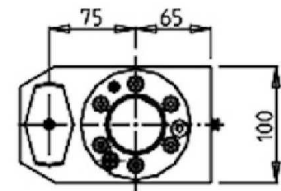
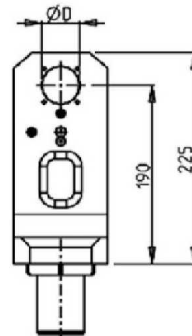
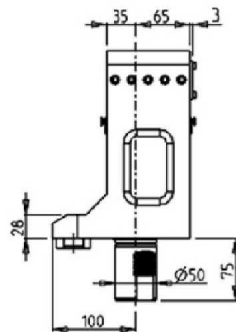
STATIC

RADIAL SINGLE STATIC TOOL



PartNumber	Description	# of Tools	Dimensions	B	H
MZK0302540	Radial Single Static Tool 1"	1/2	Inch	1"	1"
MZK0302500	Radial Single Static Tool 25mm	1/2	mm	25	25

AXIAL SINGLE BORING BAR HOLDER H=190mm

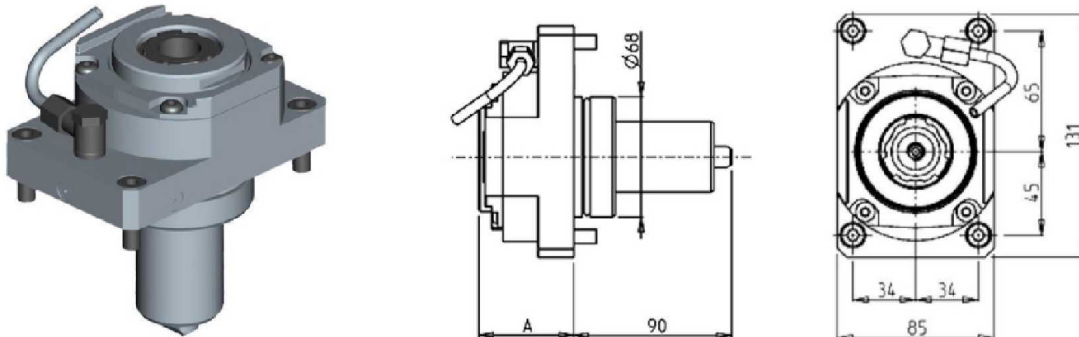


PartNumber	Description	# of Tools	Cool Thru	Ext Cool	Dimensions	D
MZK0894000	Axial Single BBH Ø40mm	1	X	X	mm	40
KIT1000019	40mm Plug to Make BBH Cool Thru					

QUICK TURN SMART 100M/150M/200M/250M - QT 100/200/250M 12ST. - QT 200/250M 16ST. - QTC100/200/300M - QTE100/200/300M - QTU 200/250/350M - QT-Ez 8/10/12M

DRIVEN

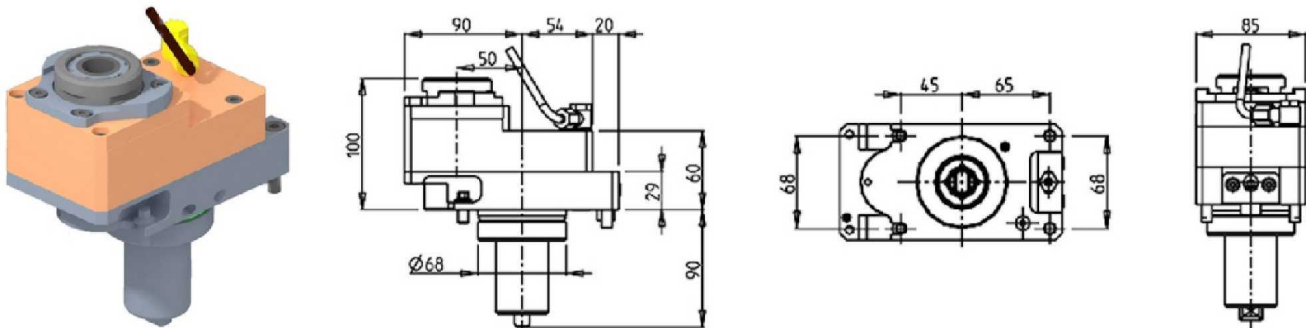
RADIAL DRIVEN TOOL



PartNumber	Description	Spindle	I	RPM	Cool Thru	Ext. Cool	A
MZK0320332	Radial ERA32 Standard	ERA32	1:1	6000		X	54
MZK0320432	Radial ERA32 Cool Thru	ERA32	1:1	6000	X	X	70

\* Coolant Thru tools are designed for 1000 psi. They require 5 Micron Filtration and **CANNOT** be run dry.

RADIAL DRIVEN TOOL REDIRECTED IN Z BY 50mm



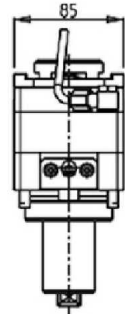
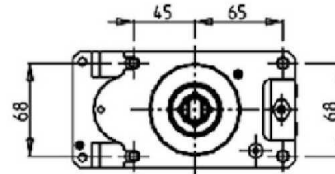
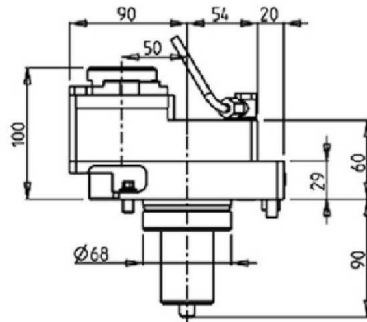

PartNumber	Description	Spindle	I	MAX RPM	Cool Thru	Ext Cool
MZK1250332	Radial Redirected in Z ERA32	ERA32	1:1	6000		X
MZK1250432	Radial Redirected in Z ERA32 Cool Thru	ERA32	1:1	6000	X	X

\* Coolant Thru tools are designed for 1000 psi. They require 5 Micron Filtration and **CANNOT** be run dry.

QUICK TURN SMART 100M/150M/200M/250M - QT 100/200/250M 12ST. - QT 200/250M 16ST. - QTC100/200/300M - QTE100/200/300M - QTU 200/250/350M - QT-Ez 8/10/12M

DRIVEN

RADIAL GEARED-DOWN 2:1 DRIVEN TOOL REDIRECTED IN Z BY 50mm



PartNumber	Description	Spindle	I	MAX RPM	Cool Thru	Ext Cool
MZK1251332	Radial Geared-Down 2:1 Redirected in Z ERA32	ERA32	1:1	6000		X
MZK1251432	Radial Geared-Down 2:1 Redirected in Z ERA32 Cool Thru	ERA32	1:1	6000	X	X

\* Coolant Thru tools are designed for 1000 psi.  
They require 5 Micron Filtration and **CANNOT** be run dry.

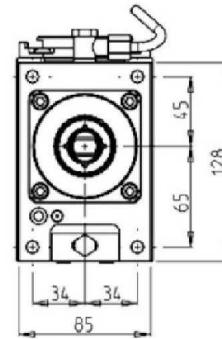
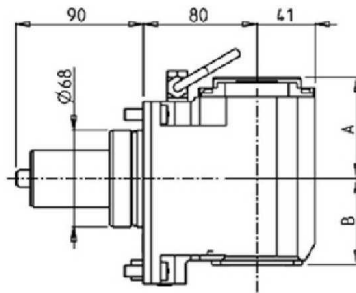
QUICK TURN SMART 100M/150M/200M/250M - QT 100/200/250M 12ST. - QT 200/250M 16ST. - QTC100/200/300M - QTE100/200/300M - QTU 200/250/350M - QT-Ez 8/10/12M

DRIVEN

AXIAL DRIVEN TOOL H=80mm

**THIS TOOL WILL ONLY FIT THE FOLLOWING MACHINE MODELS:**

*QUICK TURN SMART 150M/200M/250M - QT 200/250M 12ST. - QTC100/200/300M - QTE100/200/300M - QTU 200/250/350M - QT-Ez 8/10/12M*



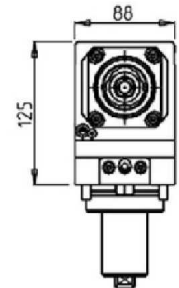
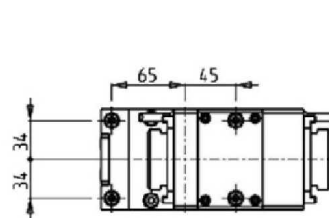
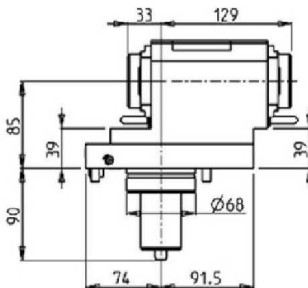

PartNumber	Description	Spindle	I	RPM	Cool Thru	Ext. Cool	A	B
MZK0310332	Axial ERA32 Standard	ERA32	1:1	6000		X	71	60.5
MZK0310432	Axial ERA32 Cool Thru*	ERA32	1:1	6000	X	X	71	73
MZK0310140	Axial ER40	ER40	1:1	6000		X	101.7	60.5

\* Coolant Thru tools are designed for 1000 psi. They require 5 Micron Filtration and **CANNOT** be run dry.

AXIAL OPPOSITE FACE REAR SET DRIVEN TOOL H=85mm

**THIS TOOL WILL ONLY FIT THE FOLLOWING MACHINE MODELS:**

*QUICK TURN SMART 150M/200M/250M - QT 200/250M 12ST. - QTC100/200/300M - QTE100/200/300M - QTU 200/250/350M - QT-Ez 8/10/12M*



PartNumber	Description	Spindle	I	RPM	Ext Cool
MZK0810232	Axial Opposite Face Rear Set ERA32+ERA32	ERA32+ERA32	1:1	6000	X

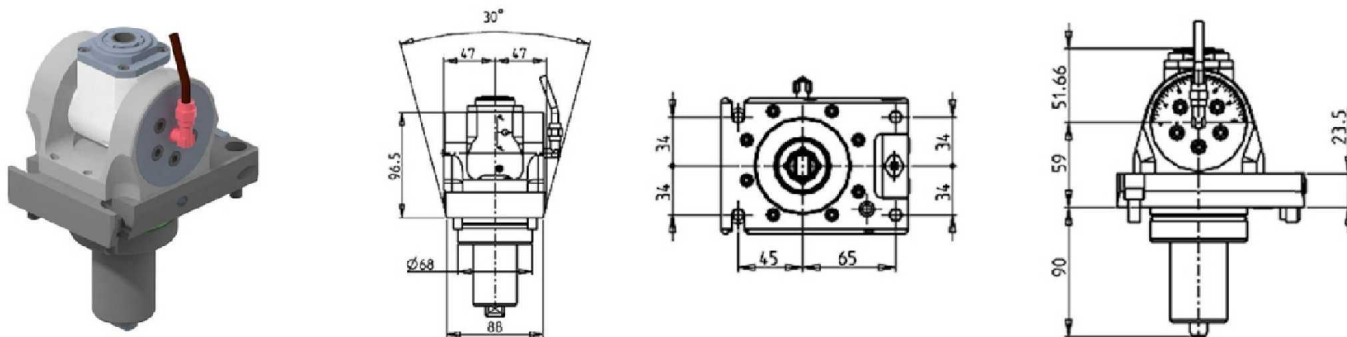
QUICK TURN SMART 100M/150M/200M/250M - QT 100/200/250M 12ST. - QT 200/250M 16ST. - QTC100/200/300M - QTE100/200/300M - QTU 200/250/350M - QT-Ez 8/10/12M

**DRIVEN**

**0-180° ADJUSTABLE ANGLE DRIVEN TOOL**

**THIS TOOL WILL NOT FIT THE FOLLOWING MACHINE MODELS:**

*QT 200/250M 16ST.*



PartNumber	Description	Spindle	I	RPM	Cool Thru	Ext Cool
MZK1080120	0-180° Adj. Angle ERA20	ERA20	1:1	6000		X
MZK1080220	0-180° Adj. Angle ERA20 Cool Thru	ERA20	1:1	6000	X	X

\* Coolant Thru tools are designed for 1000 psi.  
They require 5 Micron Filtration and **CANNOT** be run dry.

**Note :**

Wrenches are provided with the purchase of Specialty Toolholders

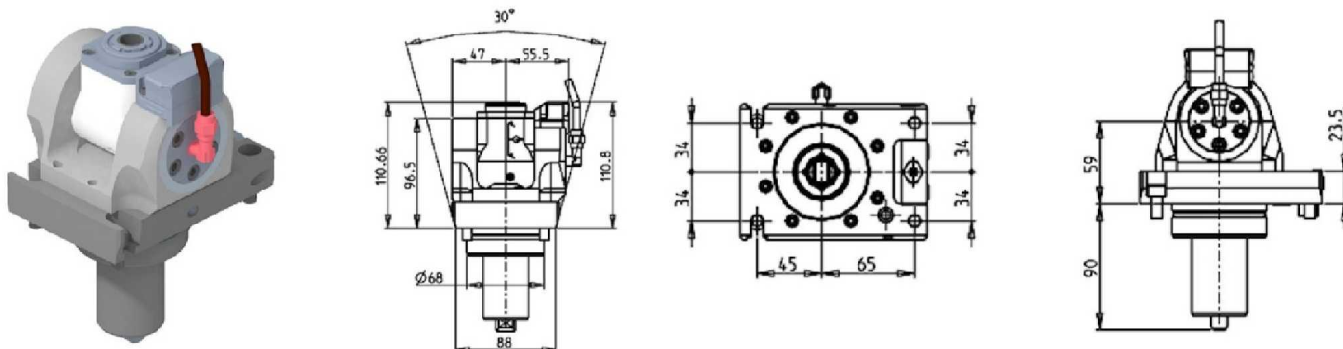
QUICK TURN SMART 100M/150M/200M/250M - QT 100/200/250M 12ST. - QT 200/250M 16ST. - QTC100/200/300M - QTE100/200/300M - QTU 200/250/350M - QT-Ez 8/10/12M

**DRIVEN**

**0-180° ADJUSTABLE ANGLE DRIVEN TOOL WITH DIGITAL DISPLAY**

**THIS TOOL WILL NOT FIT THE FOLLOWING MACHINE MODELS:**

*QT 200/250M 16ST.*



PartNumber	Description	Spindle	I	RPM	Cool Thru	Ext Cool
MZK1085120	0-180° Adj. Angle ERA20 with Digital Display	ERA20	1:1	6000		X
MZK1085220	0-180° Adj. Angle ERA20 with Digital Display Cool Thru	ERA20	1:1	6000	X	X

\* Coolant Thru tools are designed for 1000 psi.  
They require 5 Micron Filtration and **CANNOT** be run dry.

**Note :**

Wrenches are provided with the purchase of Specialty Toolholders

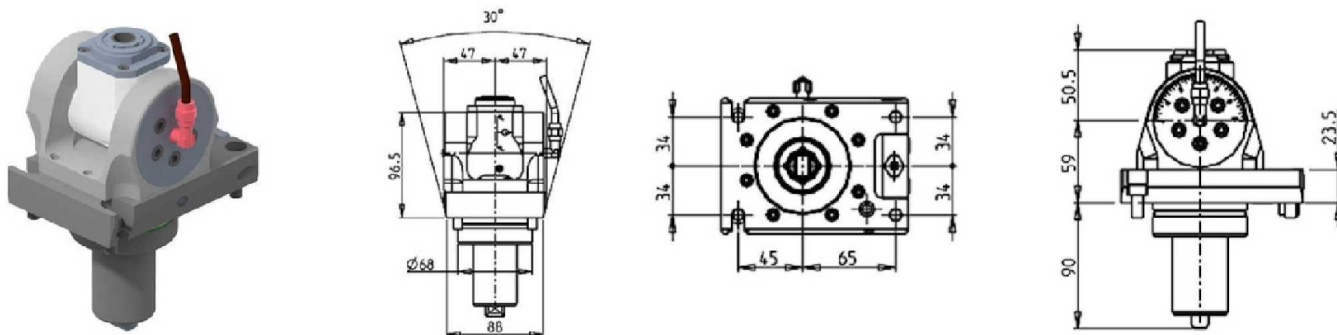
QUICK TURN SMART 100M/150M/200M/250M - QT 100/200/250M 12ST. - QT 200/250M 16ST. - QTC100/200/300M - QTE100/200/300M - QTU 200/250/350M - QT-Ez 8/10/12M

DRIVEN

0-180° ADJUSTABLE ANGLE DRIVEN TOOL GEARED-UP 1:2

**THIS TOOL WILL NOT FIT THE FOLLOWING MACHINE MODELS:**

*QT 200/250M 16ST.*



PartNumber	Description	Spindle	I	RPM	Cool Thru	Ext Cool
MZK1080316	0-180° Adj. Angle Geared-Up 1:2 ERA16	ERA16	1:2	12000		X
MZK1080416	0-180° Adj. Angle Geared-Up 1:2 ERA16 Cool Thru	ERA16	1:2	12000	X	X

\* Coolant Thru tools are designed for 1000 psi.  
They require 5 Micron Filtration and **CANNOT** be run dry.

**Note :**

Wrenches are provided with the purchase of Specialty Toolholders

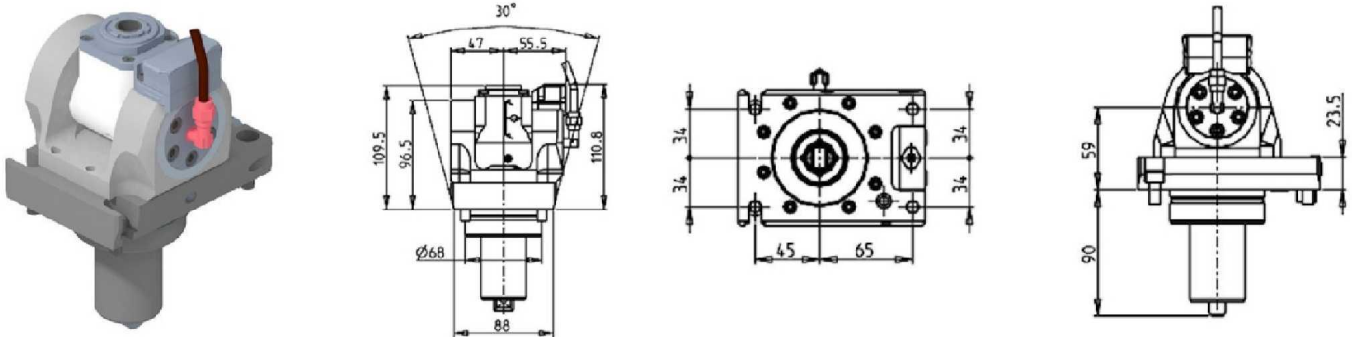
QUICK TURN SMART 100M/150M/200M/250M - QT 100/200/250M 12ST. - QT 200/250M 16ST. - QTC100/200/300M - QTE100/200/300M - QTU 200/250/350M - QT-Ez 8/10/12M

**DRIVEN**

**0-180° ADJUSTABLE ANGLE DRIVEN TOOL GEARED-UP 1:2 WITH DIGITAL DISPLAY**

**THIS TOOL WILL NOT FIT THE FOLLOWING MACHINE MODELS:**

*QT 200/250M 16ST.*



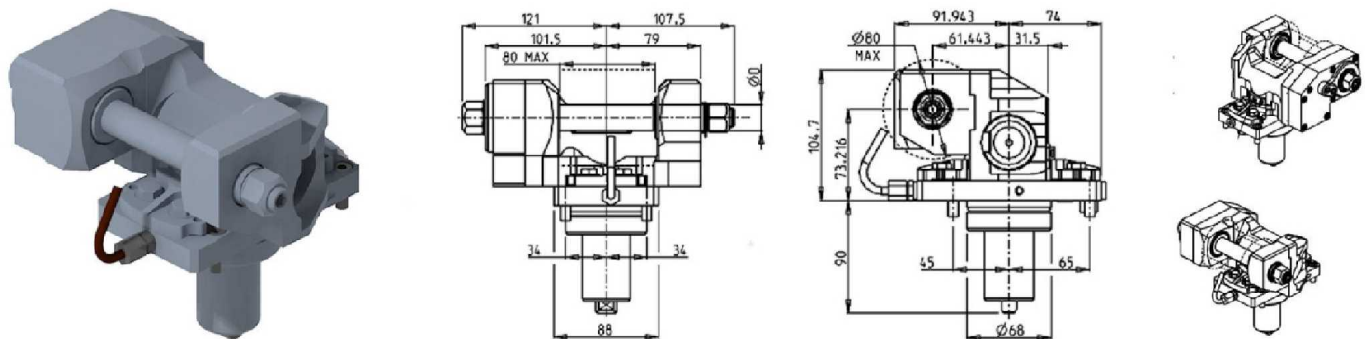
PartNumber	Description	Spindle	I	RPM	Cool Thru	Ext Cool
MZK1085316	0-180° Adj. Angle Geared-Up 1:2 ERA16 with Digital Display	ERA16	1:2	12000		X
MZK1085416	0-180° Adj. Angle Geared-Up 1:2 ERA16 with Digital Display Cool Thru	ERA16	1:2	12000	X	X

\* Coolant Thru tools are designed for 1000 psi. They require 5 Micron Filtration and **CANNOT** be run dry.

**Note :**

Wrenches are provided with the purchase of Specialty Toolholders

**DRIVEN GEAR HOBBER**



PartNumber	Description	I	RPM	Ext Cool	D (mm)	D (Inch)
MZK0901100	Driven Gear Hobb 1:1	1:1	6000	X	16-22-27-32	3/4"-1"-1 1/4"
MZK0902100	Driven Gear Hobb Geared-Down 2:1	2:1	3000	X	16-22-27-32	3/4"-1"-1 1/4"

**Note :**

Wrenches are provided with the purchase of Specialty Toolholders



QUICK TURN SMART 100M/150M/200M/250M - QT 100/200/250M 12ST. - QT 200/250M 16ST. - QTC100/200/300M - QTE100/200/300M - QTU 200/250/350M - QT-Ez 8/10/12M

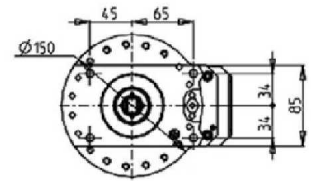
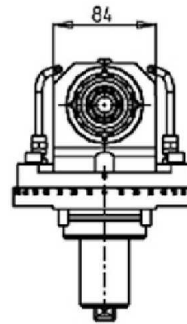
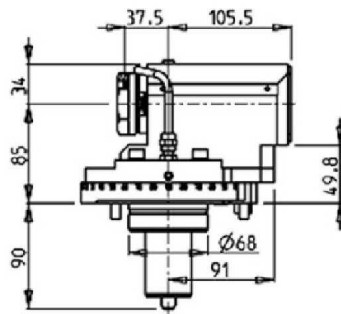
**DRIVEN**

**QUICK CHANGE AXIAL MTSK DRIVEN TOOL FOR POWER SKIVING H=85mm**

**THIS TOOL WILL ONLY FIT THE FOLLOWING MACHINE MODELS:**

*QUICK TURN SMART 150M/200M/250M - QT 200/250M 12ST. - QTC100/200/300M - QTE100/200/300M - QTU 200/250/350M - QT-Ez 8/10/12M*

**See Accessories for MTSK Clamping Units**



PartNumber	Description	Spindle	I	RPM	Ext Cool
MZK0970100	Axial MTSK-40 for Power Skiving	MTSK-40	1:1	6000	X

**Note :** Wrenches are provided with the purchase of Specialty Toolholders

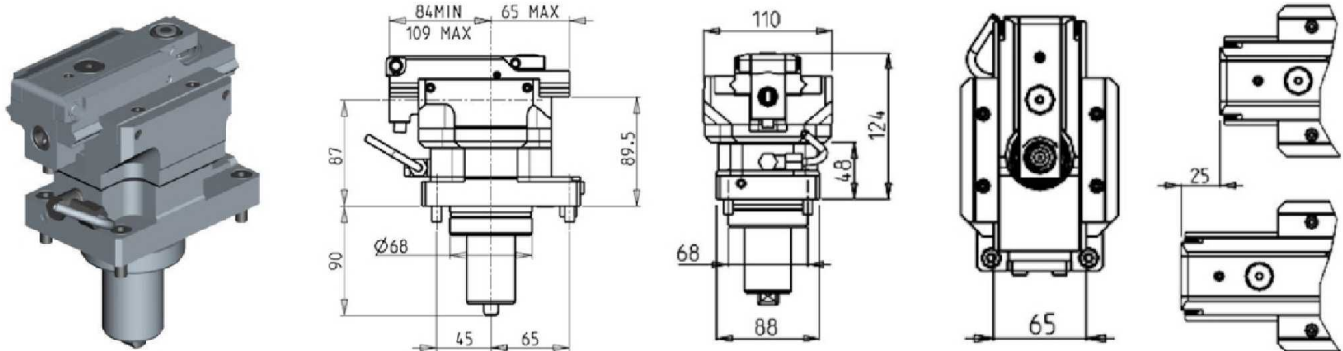
QUICK TURN SMART 100M/150M/200M/250M - QT 100/200/250M 12ST. - QT 200/250M 16ST. - QTC100/200/300M - QTE100/200/300M - QTU 200/250/350M - QT-Ez 8/10/12M

DRIVEN

**BROACHING/SLOTING DRIVEN TOOL 25mm STROKE H=87mm**

**THIS TOOL WILL ONLY FIT THE FOLLOWING MACHINE MODELS:**

*QUICK TURN SMART 150M/200M/250M - QT 200/250M 12ST. - QTC100/200/300M - QTE100/200/300M - QTU 200/250/350M - QT-Ez 8/10/12M*

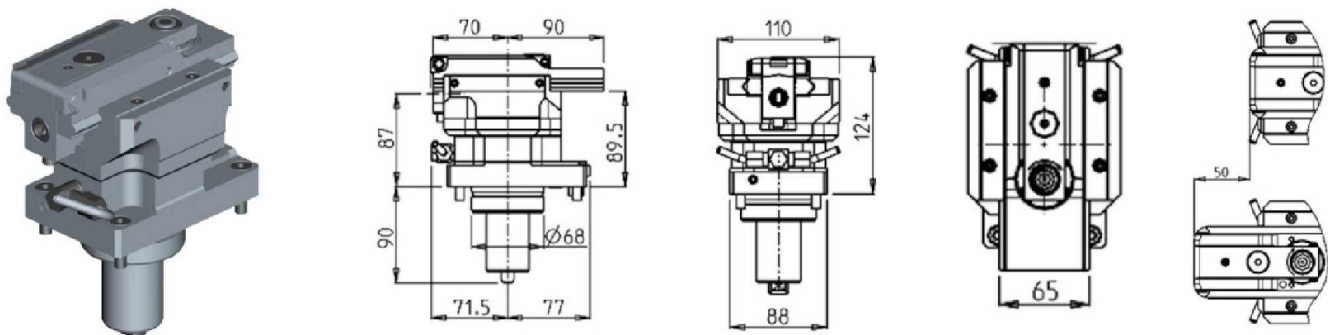


PartNumber	Description	I	RPM MAX	Ext. Cool
MZK0340200	Broaching/Slotting Driven Tool 25mm Stroke	4:1	2400	X

**BROACHING/SLOTING DRIVEN TOOL 50mm STROKE H=87mm**

**THIS TOOL WILL ONLY FIT THE FOLLOWING MACHINE MODELS:**

*QUICK TURN SMART 150M/200M/250M - QT 200/250M 12ST. - QTC100/200/300M - QTE100/200/300M - QTU 200/250/350M - QT-Ez 8/10/12M*

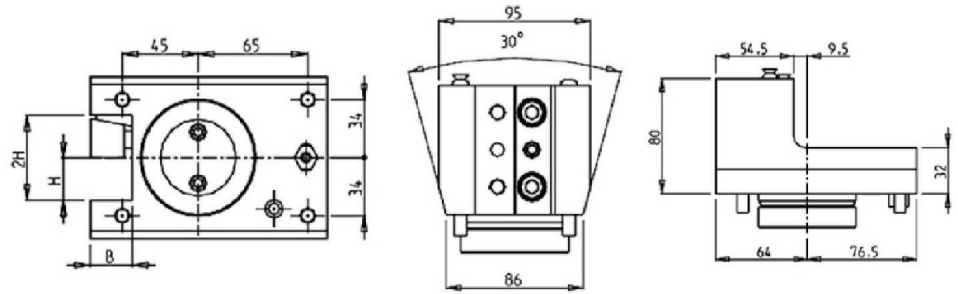



PartNumber	Description	I	RPM MAX	Ext. Cool
MZK0340100	Broaching/Slotting Driven Tool 50mm Stroke	4:1	2000	X

QUICK TURN SMART 100M/150M/200M/250M - QT 100/200/250M 12ST. - QT 200/250M 16ST. - QTC100/200/300M - QTE100/200/300M - QTU 200/250/350M - QT-Ez 8/10/12M

STATIC

RADIAL SINGLE STATIC TOOL



PartNumber	Description	# of Tools	Dimensions	B	H
MZK0922500	Radial Single Static Tool 25mm	1	mm	25	25

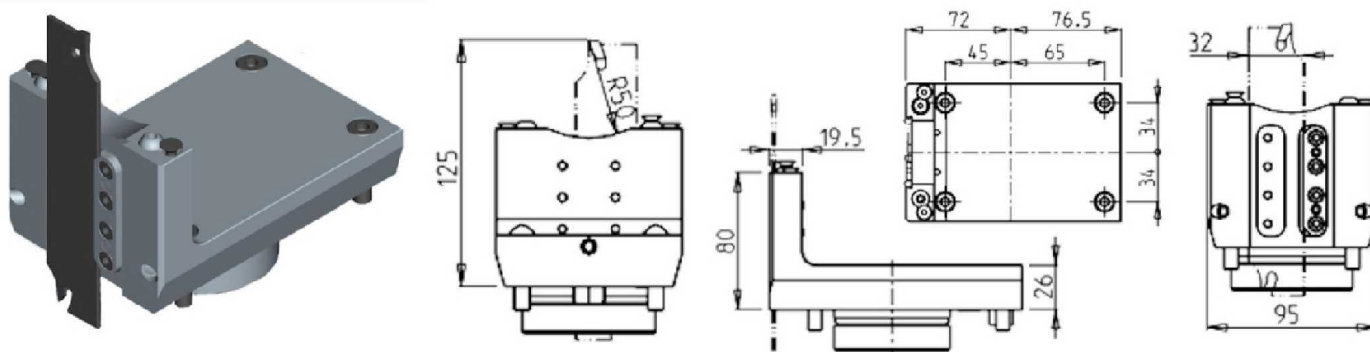
QUICK TURN SMART 100M/150M/200M/250M - QT 100/200/250M 12ST. - QT 200/250M 16ST. - QTC100/200/300M - QTE100/200/300M - QTU 200/250/350M - QT-Ez 8/10/12M

STATIC

RADIAL BLADE HOLDER WITH BLADE KIT

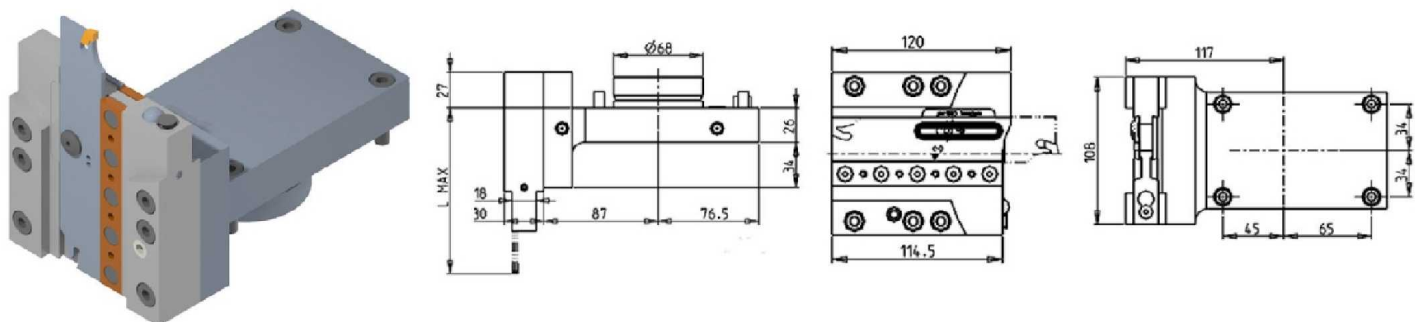
**THIS TOOL WILL NOT FIT THE FOLLOWING MACHINE MODELS:**

*QT 200/250M 16ST.*



PartNumber	Description	# of Tools	Ext. Cool
MZK0330132	Radial Blade Holder with Blade Kit	1	X
BLADEKIT	Blade Kit: 1 Blade, 10 Inserts		

RADIAL DOUBLE BLADE HOLDER WITH INTERNAL COOLANT - BLADE KIT NOT INCLUDED



PartNumber	Description	# of Tools	Ext Cool	Cool Thru	L MAX
MZK1010132	Radial Double Blade Holder Cool Thru*	1	X	X	125 (122 ISCAR)
COOL THRU BLADEKIT	Blade Kit: 1 Blade, 10 Inserts				

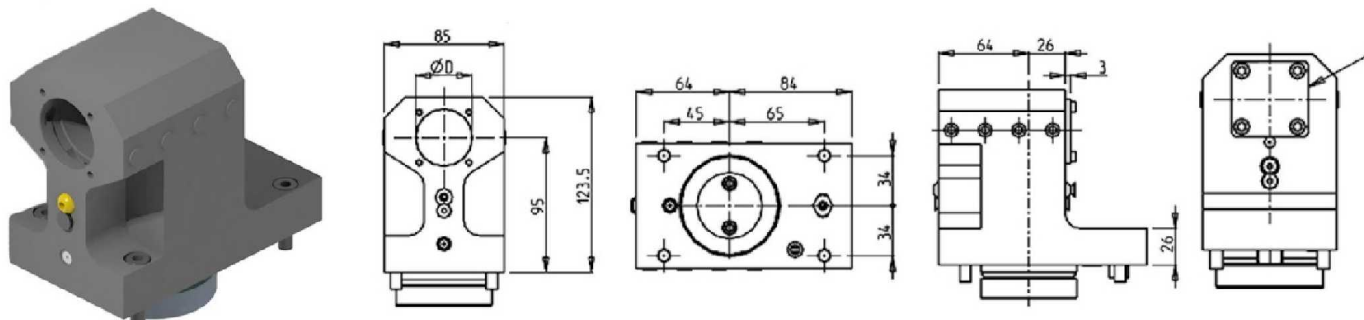
QUICK TURN SMART 100M/150M/200M/250M - QT 100/200/250M 12ST. - QT 200/250M 16ST. - QTC100/200/300M - QTE100/200/300M - QTU 200/250/350M - QT-Ez 8/10/12M

STATIC

AXIAL SINGLE BORING BAR HOLDER H=95mm

**THIS TOOL WILL ONLY FIT THE FOLLOWING MACHINE MODELS:**

*QUICK TURN SMART 150M/200M/250M - QT 200/250M 12ST. - QTC100/200/300M - QTE100/200/300M - QTU 200/250/350M - QT-Ez 8/10/12M*

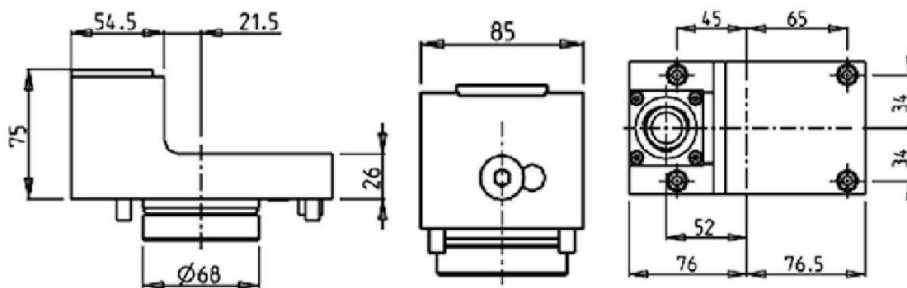


PartNumber	Description	# of Tools	Cool Thru	Ext Cool	Dimensions	D
MZK0914000	Axial Single BBH Ø40mm	1	X	X	mm	40
KIT1000019	40mm Plug to Make BBH Cool Thru					

QUICK TURN SMART 100M/150M/200M/250M - QT 100/200/250M 12ST. - QT 200/250M 16ST. - QTC100/200/300M - QTE100/200/300M - QTU 200/250/350M - QT-Ez 8/10/12M

**CAPTO STATIC**

**RADIAL SINGLE STATIC TOOL CAPTO C4**

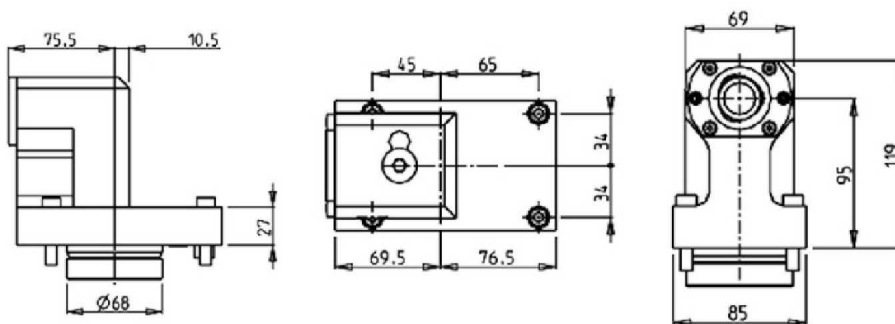



PartNumber	Description	# of Tools	Cool Thru	Ext Cool	Size
MZK0874010	Radial Single Static Capto C4 Right Hand	1	X	X	C4
MZK0874010LC	Radial Single Static Capto C4 Left Hand	1	X	X	C4

**AXIAL SINGLE STATIC TOOL CAPTO C4**

**THIS TOOL WILL ONLY FIT THE FOLLOWING MACHINE MODELS:**

*QUICK TURN SMART 150M/200M/250M - QT 200/250M 12ST. - QTC100/200/300M - QTE100/200/300M - QTU 200/250/350M - QT-Ez 8/10/12M*

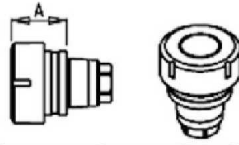


PartNumber	Description	# of Tools	Cool Thru	Size
MZK0884010	Axial Single Static Capto C4 Right Hand	1	X	C4
MZK0884010LC	Axial Single Static Capto C4 Left Hand	1	X	C4

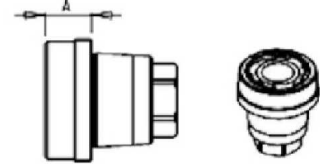
ACCESSORIES

DRIVEN

MTSK-40 ER ADAPTORS



Cod. MT	Mandrino Spindel Spindel	A
MTSK40A02	ER32	35.6
MTSK40A03	ER25	32.6
MTSK40A05	ER16	30.26
MTSK40A06	ER16	47.5
MTSK40A07	ER16	59
MTSK40A08	ER11	40
MTSK40A09	ER11	70



Cod. MT	Mandrino Spindel Spindel	A
MTSK40B02	ERA25	16
MTSK40B03	ERA20	14

PartNumber	Description	Spindle	A
MTSK40A08	MTSK-40 Adaptor ER11	ER11	40
MTSK40A09	MTSK-40 Adaptor ER11	ER11	70
MTSK40A05	MTSK-40 Adaptor ER16	ER16	30.26
MTSK40A06	MTSK-40 Adaptor ER16	ER16	47.5
MTSK40A07	MTSK-40 Adaptor ER16	ER16	59
MTSK40B03	MTSK-40 Adaptor ERA20	ERA20	14
MTSK40A03	MTSK-40 Adaptor ER25	ER25	32.6
MTSK40B02	MTSK-40 Adaptor ERA25	ERA25	16
MTSK40A02	MTSK-40 Adaptor ER32	ER32	35.6

ACCESSORIES

DRIVEN

MTSK-40 MILL ADAPTORS



Cod. MT	Materialo Spindle Spindel	A
MTSK40D01	WELDON 6	8
MTSK40D21	WELDON 6	27.5
MTSK40D02	WELDON 8	8
MTSK40D03	WELDON 10	9
MTSK40D04	WELDON 12	14
MTSK40D05	WELDON 16	39.5
MTSK40D07	WELDON 20	39.5
MTSK40D24	WELDON 10	33
MTSK40D25	WELDON 12	35.5

Cod. MT	Materialo Spindle Spindel	A
MTSK40G03	MR25	33.6

Cod. MT	Materialo Spindle Spindel	Materialo Dimensione Morse	A	D	L
MTSK40C02	Ø16x17	inch	15	16	17
MTSK40C03	Ø17x19	inch	17	19	19
MTSK40C04	Ø22x19	inch	17	22	19
MTSK40C05	Ø27x21	inch	22	27	21

Cod. MT	Materialo Spindle Spindel	A
MTSK40D11	WELDON 1/4"	8
MTSK40D12	WELDON 5/16"	8
MTSK40D13	WELDON 3/8"	9
MTSK40D14	WELDON 1/2"	14

Cod. MT	Materialo Spindle Spindel	A
MTSK40H01	MORSE-1	29
MTSK40H02	MORSE-2	42

Cod. MT	Materialo Spindle Spindel	Materialo Dimensione Morse	A	D	L
MTSK40E01	Ø5-1/2"	inch	32	1/2"	6.5

Cod. MT	Materialo Spindle Spindel	A
MTSK40T00	Tagge di protezione Cover Plug Abdeckkappen	

PartNumber	Description	Spindle	Dimension	A	D	L
MTSK40C03	MTSK-40 Adaptor Mill 3/4"	3/4"x3/4"	Inch	15.5	3/4"	3/4"
MTSK40C02	MTSK-40 Adaptor Mill 16x17	16x17	mm	15	16	17
MTSK40C04	MTSK-40 Adaptor Mill 22x19	22x19	mm	17	22	19
MTSK40C05	MTSK-40 Adaptor Mill 27x21	27x21	mm	22	27	21
MTSK40F01	MTSK-40 Adaptor Mill 1/2"	1/2" Arbor	Inch	32	1/2"	6.5
MTSK40D11	MTSK-40 Adaptor Weldon 1/4"	Weldon 1/4"		8		
MTSK40D12	MTSK-40 Adaptor Weldon 5/16"	Weldon 5/16"		8		
MTSK40D13	MTSK-40 Adaptor Weldon 3/8"	Weldon 3/8"		9		
MTSK40D14	MTSK-40 Adaptor Weldon 1/2"	Weldon 1/2"		14		
MTSK40D01	MTSK-40 Adaptor Weldon 6	Weldon 6		8		
MTSK40D21	MTSK-40 Adaptor Weldon 6	Weldon 6		27.5		
MTSK40D02	MTSK-40 Adaptor Weldon 8	Weldon 8		8		
MTSK40D03	MTSK-40 Adaptor Weldon 10	Weldon 10		9		
MTSK40D24	MTSK-40 Adaptor Weldon 10	Weldon 10		33		
MTSK40D04	MTSK-40 Adaptor Weldon 12	Weldon 12		14		
MTSK40D25	MTSK-40 Adaptor Weldon 12	Weldon 12		35.5		
MTSK40D06	MTSK-40 Adaptor Weldon 16	Weldon 16		39.5		
MTSK40D07	MTSK-40 Adaptor Weldon 20	Weldon 20		39.5		
MTSK40H01	MTSK-40 Adaptor Morse 1	MORSE-1		29		
MTSK40H02	MTSK-40 Adaptor Morse 2	MORSE-2		42		
MTSK40G03	MTSK-40 Adaptor MR25	MR25		33.6		
MTSK40T00	MTSK-40 Cover Plug					



# Mazak


For these **Mazak** machine models (**QT-Ez 8/10/12M**) a **BMT55 turret** can be offered. If you have one of these machines, please contact our office for more information.

Designed and built in Kentucky, the QT-Ez Series gives shops affordable access to Mazak reliability, accuracy and performance. QT-Ez machines can also be configured with a range of tailstock, automation, chip management and Multi-Tasking options that expand their functionality – and even provide full access to **DONE IN ONE®** capabilities for single-setup machining.

## FEATURES

---

- Powerful and reliable integral motor headstock designs.
- Hybrid MX Roller Guide System improves rigidity, accuracy and reliability.
- Pre-tensioned ball screw systems with support at each end.
- Turret configurations include a 2-axis drum style, Mazak bolt-on or BMT 55 for rotary tool applications.
- Tailstock options include a manual position with hydraulic quill or servo positioning capability.
- Rotary tooling (M) and Y-axis off-centerline machining (Y) for Multi-Tasking processing.
- High-production second spindle (S) available for **DONE IN ONE®** part processing.
- Seamless integration for bar feeders and robots for unmanned operations.



Bolt-on Milling Turret



Servo Tailstock Option

# ER COLLETS

ER COLLET NUMBER	DESCRIPTION	MD LIST PRICE
ER20 SET	ER20 Collet Set (15 Collets)	\$ 330.00
ERX20 SET	ER20 Sealed Collet Set (13 Collets)	\$ 395.00
ER25 SET	ER25 Collet Set (19 Collets)	\$ 375.00
ERX25 SET	ER25 Sealed Collet Set (17 Collets)	\$ 475.00
ER32 SET	ER32 Collet Set (21 Collets)	\$ 425.00
ERX32 SET	ER32 Sealed Collet Set (21 Collets)	\$ 595.00
ER40 SET	ER40 Collet Set (29 Collets)	\$ 695.00
ERX40 SET	ER40 Sealed Collet Set (27 Collets)	\$ 850.00



Phone: (810) 632-4446 / Fax: (810) 632-4467

# Table of Contents

## Alphabetized Listing

(		BROACHING/SLOTTING DRIVEN TOOL 50mm STROKE H=87mm	68
(0-180) ADJUSTABLE ANGEL DRIVEN TOOL	11		
(0-180) ADJUSTABLE ANGLE DRIVEN TOOL	10, 23, 31-32, 47, 54		
(0-180) ADJUSTABLE ANGLE DRIVEN TOOL GEARED UP 1:2	12		
(0-180) ADJUSTABLE ANGLE DRIVEN TOOL GEARED-UP 1:2	33, 48		
(0-180) ADJUSTABLE ANGLE DRIVEN TOOL GEARED-UP 1:2 WITH DIGITAL DISPLAY	12, 34, 48		
(0-180) ADJUSTABLE ANGLE DRIVEN TOOL WITH DIGITAL DISPLAY	10-11, 23, 32-33, 47, 51		
(0-180) ADJUSTABLE ANGLE GEARED-UP 1:2 WITH DIGITAL DISPLAY	24		
(0-180) GEARED UP ADJUSTABLE ANGLE DRIVEN TOOL ERA16	24		
<b>0</b>			
0-180° ADJUSTABLE ANGLE DRIVEN TOOL	63		
0-180° ADJUSTABLE ANGLE DRIVEN TOOL GEARED-UP 1:2	65		
0-180° ADJUSTABLE ANGLE DRIVEN TOOL GEARED-UP 1:2 WITH DIGITAL DISPLAY	66		
0-180° ADJUSTABLE ANGLE DRIVEN TOOL WITH DIGITAL DISPLAY	64		
<b>A</b>			
ACCESSORIES	73-74		
AXIAL 3+3 POSITION BORING BAR HOLDER	19, 52		
AXIAL 6 POSITION BORING BAR HOLDER	52		
AXIAL DOUBLE BORING BAR HOLDER 2 POSITIONS IN Y	18		
AXIAL DOUBLE BORING BAR HOLDER 2+2 POSITIONS IN Y	51		
AXIAL DRIVEN TOOL	44		
AXIAL DRIVEN TOOL CAPTO C4	21, 38		
AXIAL DRIVEN TOOL FOR SUBSPINDLE CAPTO C4	38		
AXIAL DRIVEN TOOL H=130mm	6, 29		
AXIAL DRIVEN TOOL H=160mm	53		
AXIAL DRIVEN TOOL H=80mm	6, 62		
AXIAL GEARED-DOWN 2:1 DRIVEN TOOL	30		
AXIAL GEARED-DOWN 2:1 DRIVEN TOOL H=175mm	58		
AXIAL GEARED-UP 1:2 OPPOSITE FACE TWIN DRIVEN TOOL	9		
AXIAL GEARED-UP 1:2 OPPOSITE FACE TWIN DRIVEN TOOL	9		
AXIAL GEARED-UP 1:3 DRIVEN TOOL	7, 30-31		
AXIAL GEARED-UP 1:3 DRIVEN TOOL	45		
AXIAL MULTIPLE 2/4 OUTLET DRIVEN TOOL IN Y H=118mm	46		
AXIAL OPPOSITE FACE DRIVEN TOOL	8		
AXIAL OPPOSITE FACE REAR SET DRIVEN TOOL H=85mm	62		
AXIAL OPPOSITE FACE REAR-SET DRIVEN TOOL	8		
AXIAL OPPOSITE FACE REAR-SET DRIVEN TOOL CAPTO C4	21		
AXIAL SINGLE BORING BAR HOLDER H=130mm	17, 26, 51		
AXIAL SINGLE BORING BAR HOLDER H=140mm	18		
AXIAL SINGLE BORING BAR HOLDER H=175mm	57		
AXIAL SINGLE BORING BAR HOLDER H=175mm	57		
AXIAL SINGLE BORING BAR HOLDER H=190mm	59		
AXIAL SINGLE BORING BAR HOLDER H=95mm	71		
AXIAL SINGLE SIDE TWIN HEAD DRIVEN TOOL IN Y FOR SUBSPINDLE	46		
AXIAL SINGLE STATIC TOOL	56		
AXIAL SINGLE STATIC TOOL CAPTO C4	22, 72		
AXIAL SINGLE STATIC TOOL CAPTO C4 H=150mm	40		
AXIAL SINGLE STATIC TOOL CAPTO C5 H=135mm	41		
AXIAL SINGLE STATIC TOOL CAPTO C5 H=145mm	40		
AXIAL SINGLE STATIC TOOL FOR SUBSPINDLE CAPTO C5 H=135mm	41		
AXIAL SINGLE TOOL STATIC HOLDER	17		
<b>B</b>			
BROACHING/SLOTTING DRIVEN TOOL 25mm H=130mm	13		
BROACHING/SLOTTING DRIVEN TOOL 25mm STROKE H=130mm	35		
BROACHING/SLOTTING DRIVEN TOOL 25mm STROKE H=87mm	68		
BROACHING/SLOTTING DRIVEN TOOL 50mm H=130mm	13		
BROACHING/SLOTTING DRIVEN TOOL 50mm STROKE H=130mm	35		
		BROACHING/SLOTTING DRIVEN TOOL 50mm STROKE H=87mm	68
<b>C</b>			
		CAPTO DRIVEN	20-21, 38
		CAPTO STATIC	22, 39-41, 72
<b>D</b>			
		DRIVEN 1-5, 8-11, 23-25, 27-35, 42-49, 53, 58, 60-61, 63-64, 66-68, 73-74	
		DRIVEN GEAR HOBBER	25, 49, 55, 66
<b>M</b>			
		MTSK-40 ER ADAPTORS	73
		MTSK-40 MILL ADAPTORS	74
		MULTIPLEX 420-620-625-6200-6250 12 STATION / HYPER QUADREX 200-250MSY 12 STATION / MULTIPLEX 8200 (TURRET SUP. 12 STATION) / MULTIPLEX W-200 12 STATION	27-41
		MULTIPLEX 610/6100 12 STATION - MULTIPLEX 620/6200 16 STATION - HYPER QUADREX 100/150MSX/MSY 12 STATION - HYPER QUADREX 200-250MS/MSY 16 STATION	42-52
		MULTIPLEX 630/6300 - MULTIPLEX W-300	58-59
<b>Q</b>			
		QT NEXUX 300/350/400/450M/MY - QT NEXUS 300H/350H/400H/450H M/MY - SQT 28/30 - MEGATURN NEXUS 900M - SLANT TURN NEXUS 500/550M - UNIVERSAL 2000/3000M - HYPER QUADREX 450M - SQT300/350/400/450M/MY	53-57
		QUICK CHANGE AXIAL MTSK DRIVEN TOOL	7, 29, 44
		QUICK CHANGE AXIAL MTSK DRIVEN TOOL FOR POWER SKIVING H=85mm	67
		QUICK CHANGE RADIAL MTSK DRIVEN TOOL	1
		QUICK TURN SMART 100M/150M/200M/250M - QT 100/200/250M 12ST. - QT 200/250M 16ST. - QTC100/200/300M - QTE100/200/300M - QTU 200/250/350M - QT-Ez 8/10/12M	60-72
<b>R</b>			
		RADIAL ±25° ADJUSTABLE ANGLE DRIVEN TOOL REDIRECTED BY 50mm	5
		RADIAL BLADE HOLDER WITH BLADE KIT	70
		RADIAL DOUBLE BLADE HOLDER INTERNAL COOLANT (BLADEKIT NOT INCLUDED)	16
		RADIAL DOUBLE BLADE HOLDER WITH BLADE KIT	16, 37
		RADIAL DOUBLE BLADE HOLDER WITH INTERNAL COOLANT - BLADE KIT NOT INCLUDED	37, 70
		RADIAL DOUBLE SIDE TWIN STATIC TOOL	50
		RADIAL DOUBLE STATIC TOOL	36
		RADIAL DOUBLE STATIC TOOL CAPTO C5	39
		RADIAL DRIVEN TOOL	1, 42, 60
		RADIAL DRIVEN TOOL REDIRECTED IN Z BY 50mm	2, 42, 60
		RADIAL DRIVEN TOOL REDIRECTED IN Z BY 50mm CAPTO C4	20
		RADIAL DRIVEN TOOL REDIRECTED IN Z BY 75mm	53
		RADIAL GEARED-DOWN 2:1 DRIVEN TOOL REDIRECTED IN Z BY 50mm	27, 61
		RADIAL GEARED-UP 1:2 DRIVEN TOOL REDIRECTED IN Z BY 50mm	3, 43
		RADIAL REINFORCED DRIVEN TOOL REDIRECTED IN Z BY 50mm	3, 27
		RADIAL REINFORCED GEARED-DOWN 2:1 DRIVEN TOOL REDIRECTED IN Z BY 50mm	4, 28
		RADIAL REINFORCED GEARED-UP 1:2 DRIVEN TOOL REDIRECTED IN Z BY 50mm	28
		RADIAL REINFORCED GEARED-UP 1:2 DRIVEN TOOL REDIRECTED IN Z BY 50mm	4
		RADIAL SINGLE SIDE TWIN HEAD DRIVEN TOOL IN Y	5, 43
		RADIAL SINGLE SIDE TWIN STATIC TOOL	14, 50
		RADIAL SINGLE STATIC TOOL	36, 56, 59, 69
		RADIAL SINGLE STATIC TOOL CAPTO C4	22, 39, 72
		RADIAL SINGLE STATIC TOOL CAPTO C5	39
		RADIAL SINGLE TOOL DOUBLE SIDED STATIC HOLDER	15
		RADIAL SINGLE TOOL STATIC HOLDER	14

# Table of Contents

## Alphabetized Listing

### S

See Accessories for MTSK Clamping Units	1, 7, 29, 44, 67
SQT 15-18M/MS/MY/MSY - SQT200-250M/MS/MY/MSY 12 STATION - QT NEXUS 200-250M/MS/MY/MSY 12 STATION - QT NEXUS 20011-25011 M/MS/MY/MSY 12 STATION - SUPER QUADREX 200-250M	8
SQT 15-18M/MS/MY/MSY 12 STATION - SQT200-250M/MS/MY/MSY 12 STATION - QT NEXUS 200-250M/MS/MY/MSY 12 STATION - QT NEXUS 200II-250II M/MS/MY/MSY 12 STATION	5, 14, 18
SQT 15-18M/MS/MY/MSY 12 STATION - SQT200-250M/MS/MY/MSY 12 STATION - QT NEXUS 200-250M/MS/MY/MSY 12 STATION - QT NEXUS 200II-250II M/MS/MY/MSY 12 STATION - SUPER QUADREX 200-250M	14-18, 21-22
SQT 15-18M/MS/MY/MSY 12 STATION - SQT200-250M/MS/MY/MSY 12 STATION - QT NEXUS 200-250M/MS/MY/MSY 12 STATION - QT NEXUS 200II-250II M/MS/MY/MSY 12 STATION - SUPER QUADREX 200-250M - IVS200/300M	1-13, 20-21
SQT 15-18M/MS/MY/MSY 12 STATION - SQT200-250M/MS/MY/MSY 12 STATION - SUPER QUADREX 200-250M	19
SQT 15-18M/MS/MY/MSY 16 ST. - QT NEXUS 200-250M/MS/MY/MSY 16 ST. - QT NEXUS 200II-250IIM/MS/MY/MSY 16 ST. - QT NEXUS 100-150M/MS 12 ST. - QT NEXUS 100II M/MS - QT100M - SQT100M/MS/MY/MSY - SQT10M/MS 12 ST. - SQT200-250M/MS/MY/MSY 16 ST.	23-25
SQT 15-18M/MS/MY/MSY 16 ST. - QT NEXUS 200-250M/MS/MY/MSY 16 ST. - QT NEXUS 200II-250IIM/MS/MY/MSY 16 ST. - QT NEXUS 100-150M/MS 12 ST. - SQT200-250M/MS/MY/MSY 16 ST.	26
STATIC	14-19, 26, 36-37, 50-52, 56-57, 59, 69-71

# Table of Contents

## Part Number Index

<b>B</b>			MZK0012125	Radial Redirected Geared Up 1:2 ER25	3
BLADEKIT	Blade Kit: 1 Blade, 10 Inserts	16	MZK0012132	Radial Redirected Geared Up 1:2 ER32	3
BLADEKIT	Blade Kit: 1 Blade, 10 Inserts	37	MZK0020022	Axial Mill Head 22x19mm	6
BLADEKIT	Blade Kit: 1 Blade, 10 Inserts	70	MZK0020027	Axial Mill Head 27x21mm	6
<b>C</b>			MZK0020132	Axial ER32 Standard	6
COOL THRU	Blade Kit: 1 Blade, 10 Inserts	70	MZK0020140	Axial ER40 Standard	6
BLADEKIT			MZK0020240	Axial ER40 Cool Thru*	6
COOL THRU	Blade Kit: 1 Blade, 10 Inserts	37	MZK0021032	Axial ER32 Cool Thru*	6
BLADEKIT			MZK0021132	Axial ER32 Standard	6
COOL THRU	Blade Kit: 1 Blade, 10 Inserts	16	MZK0021140	Axial ER40 Standard	6
BLADEKIT			MZK0021232	Axial ER32 Cool Thru*	6
<b>K</b>			MZK0021240	Axial ER40 Cool Thru*	6
KIT1000001	Plug for 32mm or 1-1/4" BBH to Make Cool Thru	18	MZK0032500	Radial Single Tool : 25mm	14
KIT1000001	Plug for 32mm or 1-1/4" BBH to Make Cool Thru	26	MZK0032540	Radial Single Tool : 1"	14
KIT1000002	50mm Plug to Make BBH Cool Thru	57	MZK0042500	Radial Double Tool: 25mm	15
KIT1000003	40mm Plug to Make BBH Cool Thru	18	MZK0042540	Radial Double Tool: 1"	15
KIT1000004	1-1/2" Plug to Make BBH Cool Thru	18	MZK0052500	Axial Single Tool: 25mm	17
KIT1000015	20mm Plug to Make BBH Cool Thru	51	MZK0052540	Axial Single Tool: 1"	17
KIT1000015	20mm Plug to Make BBH Cool Thru	52	MZK0060132	Radial Double Blade Holder	16
KIT1000019	40mm Plug to Make BBH Cool Thru	71	MZK0073810	Axial Boring Bar Holder: 1-1/2"	17
KIT1000019	40mm Plug to Make BBH Cool Thru	59	MZK0074000	Axial Boring Bar Holder: 40mm	17
KIT1000019	40mm Plug to Make BBH Cool Thru	51	MZK0083810	Axial Boring Bar Holder: 1-1/2"	18
KIT1000020	32mm Plug to Make BBH Cool Thru	51	MZK0084000	Axial Boring Bar Holder: 40mm	18
KIT1000024	25mm Plug to Make BBH Cool Thru	19	MZK0090225	Radial ERA25 Standard	1
KIT1000035	32mm Plug to Make BBH Cool Thru	57	MZK0090232	Radial ER32 Standard	1
KIT1003003	40mm Plug to Make BBH Cool Thru	17	MZK0092219	Radial Mill Head 22x19mm	1
KIT1003004	1-1/2" Plug to Make BBH Cool Thru	17	MZK0121227	Radial Geared-Down Mill Head 27x21mm	27
<b>M</b>			MZK0121232	Radial Geared-Down 2:1 ER32	27
MTSK40A02	MTSK-40 Adaptor ER32	73	MZK0130132	Axial ER32	29
MTSK40A03	MTSK-40 Adaptor ER25	73	MZK0130140	Axial ER40	29
MTSK40A05	MTSK-40 Adaptor ER16	73	MZK0130240	Axial ER40 Cool Thru*	29
MTSK40A06	MTSK-40 Adaptor ER16	73	MZK0131032	Axial ER32 Cool Thru*	29
MTSK40A07	MTSK-40 Adaptor ER16	73	MZK0132219	Axial Mill Head 22x19mm	29
MTSK40A08	MTSK-40 Adaptor ER11	73	MZK0132721	Axial Mill Head 27x21mm	29
MTSK40A09	MTSK-40 Adaptor ER11	73	MZK0160232	Axial Opposite Face Double Outlet ER32/ER32	8
MTSK40B02	MTSK-40 Adaptor ERA25	73	MZK0171100	Driven Gear Hobb 1:1	55
MTSK40B03	MTSK-40 Adaptor ERA20	73	MZK0172100	Driven Gear Hobb Geared-Down 2:1	55
MTSK40C02	MTSK-40 Adaptor Mill 16x17	74	MZK0191100	Driven Gear Hobb 1:1	49
MTSK40C03	MTSK-40 Adaptor Mill 3/4"	74	MZK0192100	Driven Gear Hobb Geared-Down 2:1	49
MTSK40C04	MTSK-40 Adaptor Mill 22x19	74	MZK0201116	Radial Mill Head Ø16x17mm	42
MTSK40C05	MTSK-40 Adaptor Mill 27x21	74	MZK0201122	Radial Mill Head Ø22x19mm	42
MTSK40D01	MTSK-40 Adaptor Weldon 6	74	MZK0201125	Radial Redirected ER25	42
MTSK40D02	MTSK-40 Adaptor Weldon 8	74	MZK0201127	Radial Mill Head Ø27x21mm	42
MTSK40D03	MTSK-40 Adaptor Weldon 10	74	MZK0201132	Radial Redirected ER32	42
MTSK40D04	MTSK-40 Adaptor Weldon 12	74	MZK0202125	Radial Redirected Geared-Up ER25	43
MTSK40D06	MTSK-40 Adaptor Weldon 16	74	MZK0202132	Radial Redirected Geared-Up ER32	43
MTSK40D07	MTSK-40 Adaptor Weldon 20	74	MZK0210232	Axial Opposite Face Rear-Set ERA32/ERA32	8
MTSK40D11	MTSK-40 Adaptor Weldon 1/4"	74	MZK0222500	Axial 3+3 Position BBH 25mm	19
MTSK40D12	MTSK-40 Adaptor Weldon 5/16"	74	MZK0231025	Radial Reinforced ER25 Cool Thru*	27
MTSK40D13	MTSK-40 Adaptor Weldon 3/8"	74	MZK0231032	Radial Reinforced ER32 Cool Thru*	27
MTSK40D14	MTSK-40 Adaptor Weldon 1/2"	74	MZK0231116	Radial Reinforced Mill Head 16x17mm	27
MTSK40D21	MTSK-40 Adaptor Weldon 6	74	MZK0231122	Radial Reinforced Mill Head 22x19mm	27
MTSK40D24	MTSK-40 Adaptor Weldon 10	74	MZK0231125	Radial Reinforced ER25	27
MTSK40D25	MTSK-40 Adaptor Weldon 12	74	MZK0231127	Radial Reinforced Mill Head 27x21mm	27
MTSK40F01	MTSK-40 Adaptor Mill 1/2"	74	MZK0231132	Radial Reinforced ER32	27
MTSK40G03	MTSK-40 Adaptor MR25	74	MZK0231216	Radial Mill Head Geared-Down 16x17mm	28
MTSK40H01	MTSK-40 Adaptor Morse 1	74	MZK0231222	Radial Mill Head Geared-Down 22x19mm	28
MTSK40H02	MTSK-40 Adaptor Morse 2	74	MZK0231225	Radial Geared-Down ER25	28
MTSK40T00	MTSK-40 Cover Plug	74	MZK0231227	Radial Mill Head Geared-Down 27x21mm	28
MZK0010017	Radial Redirected Mill Head 16x17mm	2	MZK0231232	Radial Geared-Down ER32	28
MZK0010019	Radial Redirected Mill Head 22x19mm	2	MZK0232125	Radial Reinforced Geared-Up ER25	28
MZK0010025	Radial Redirected ER25	2	MZK0232132	Radial Reinforced Geared-Up ER32	28
MZK0010027	Radial Redirected Mill Head 27x21mm	2	MZK0232425	Radial Geared Down ER25 Cool Thru*	28
MZK0010032	Radial Redirected ER32	2	MZK0232432	Radial Geared-Down ER32 Cool Thru*	28
MZK0011227	Radial Geared Down 2:1 Ø27x21mm	2	MZK0241116	Radial Reinforced Mill Head 16x17mm	3
MZK0011232	Radial Geared Down 2:1 ER32	2	MZK0241122	Radial Reinforced Mill Head 22x19mm	3

# Table of Contents

## Part Number Index

MZK0241125	Radial Reinforced ER25	3	MZK0400200	Broaching/Slotting Driven Tool 25mm Stroke H=130mm	35
MZK0241127	Radial Reinforced Mill Head 27x21mm	3			
MZK0241132	Radial Reinforced ER32	3	MZK0410132	Axial Driven Tool ER32	44
MZK0241216	Radial Reinforced Geared-Down Mill Head 16x17mm	4	MZK0410140	Axial Driven Tool ER40	44
			MZK0410232	Axial Driven Tool ER32 Cool Thru*	44
MZK0241222	Radial Reinforced Geared-Down Mill Head 22x19mm	4	MZK0410240	Radial Driven Tool ER40 Cool Thru*	44
			MZK0410522	Axial Mill Head 22x19mm	44
MZK0241225	Radial Reinforced Geared-Down ER25	4	MZK0410527	Axial Mill Head 27x21mm	44
MZK0241227	Radial Reinforced Geared-Down Mill Head 27x21mm	4	MZK0420140	Axial MTSK-40 Driven Tool	44
			MZK0420240	Axial MTSK-40 Driven Tool Cool Thru*	44
MZK0241232	Radial Reinforced Geared-Down ER32	4	MZK0430016	Axial Geared-Up 1:3 Driven Tool ER16	45
MZK0242125	Radial Geared-Up Reinforced ER25	4	MZK0440100	Broaching/Slotting Driven Tool 50mm Stroke H=130mm	13
MZK0242132	Radial Geared-Up Reinforced ER32	4			
MZK0250120	(0-180) Adj. Angle ERA20	11	MZK0440200	Broaching/Slotting Driven Tool 25mm Stroke H=130mm	13
MZK0250220	(0-180) Adj. Angle ERA20 Cool Thru*	11			
MZK0250316	(0-180) Adj. Angle Geared Up ERA16	12	MZK0470225	Axial Opposite Face Geared-Up ERA25+ERA25	9
MZK0250416	(0-180) Adj. Angle Geared Up ERA16 Cool Thru*	12	MZK0480132	Axial Geared-Down Driven Tool ER32	30
MZK0255120	(0-180) Adj. Angle ERA20 with Digital Display	11	MZK0480232	Axial Geared-Down Driven Tool ER32 Cool Thru*	30
MZK0255220	(0-180) Adj. Angle ERA20 with Digital Display Cool Thru*	11	MZK0514010	Radial Single Static Capto C4 Right Hand	39
			MZK0514010LC	Radial Single Static Capto C4 Left Hand	39
MZK0255316	(0-180) Adj. Angle ERA16 Geared-Up 1:2 with Digital Display	12	MZK0515010	Radial Single Static Capto C5 Right Hand	39
			MZK0515010LC	Radial Single Static Capto C5 Left Hand	39
MZK0255416	(0-180) Adj. Angle ERA16 Geared-Up 1:2 with Digital Display Cool Thru*	12	MZK0524010	Axial Single Static Capto C4 Right Hand	40
			MZK0524010LC	Axial Single Static Capto C4 Left Hand	40
MZK0260120	(0-180) Adj. Angle ERA20	23	MZK0525010	Axial Single Static Capto C5 Right Hand	40
MZK0260220	(0-180) Adj. Angle ERA20 Cool Thru*	23	MZK0525010LC	Axial Single Static Capto C5 Left Hand	40
MZK0260316	(0-180) Adj. Angle Geared Up ERA16	24	MZK0530120	(0-180) Adj. Angle ER20 with Digital Display	10
MZK0260416	(0-180) Adj. Angle Geared Up ERA16 Cool Thru*	24	MZK0530125	(0-180) Adj. Angle ER25 with Digital Display	10
MZK0265120	(0-180) Adj. Angle ERA20 with Digital Display	23	MZK0530516	(0-180) Adj. Angle 16x17mm with Digital Display	10
MZK0265220	(0-180) Adj. Angle ERA20 with Digital Display Cool Thru*	23	MZK0530519	(0-180) Adj. Angle 3/4"x3/4" with Digital Display	10
			MZK0530522	(0-180) Adj. Angle 22x19mm with Digital Display	10
MZK0265316	(0-180) Adj. Angle Geared-Up ERA16 with Digital Display	24	MZK0540120	(0-180) Adj. Angle ER20 with Digital Display	32
			MZK0540125	(0-180) Adj. Angle ER25 with Digital Display	32
MZK0265416	(0-180) Adj. Angle Geared-Up ERA16 with Digital Display Cool Thru*	24	MZK0540516	(0-180) Adj. Angle 16x17mm with Digital Display	32
			MZK0540519	(0-180) Adj. Angle 3/4"x3/4" with Digital Display	32
MZK0270120	(0-180) Adj. Angle ERA20	32	MZK0540522	(0-180) Adj. Angle 22x19mm with Digital Display	32
MZK0270220	(0-180) Adj. Angle ERA20 Cool Thru*	32	MZK0550120	(0-180) Adj. Angle ERA20	47
MZK0270316	(0-180) Adj. Angle Geared-Up ERA16	33	MZK0550220	(0-180) Adj. Angle ERA20 Cool Thru*	47
MZK0270416	(0-180) Adj. Angle Geared-Up ERA16 Cool Thru*	33	MZK0550316	(0-180) Adj. Angle Geared-Up 1:2 ERA16	48
MZK0275120	(0-180) Adj. Angle ERA20 with Digital Display	33	MZK0550416	(0-180) Adj. Angle Geared-Up 1:2 ERA16 Cool Thru*	48
MZK0275220	(0-180) Adj. Angle ERA20 with Digital Display Cool Thru*	33			
			MZK0555120	(0-180) Adj. Angle ERA20 with Digital Display	47
MZK0275316	(0-180) Adj. Angle Geared-Up ERA16 with Digital Display	34	MZK0555220	(0-180) Adj. Angle ERA20 with Digital Display Cool Thru*	47
MZK0275416	(0-180) Adj. Angle Geared-Up ERA16 with Digital Display Cool Thru*	34	MZK0555316	(0-180) Adj. Angle Geared-Up ERA16 with Digital Display	48
MZK0280140	Axial MTSK-40	7	MZK0555416	(0-180) Adj. Angle Geared-Up ERA16 with Digital Display Cool Thru*	48
MZK0280240	Axial MTSK-40 Cool Thru*	7			
MZK0290140	Axial MTSK-40	29	MZK0563200	Axial Single Boring Bar Holder 32mm H=130mm	51
MZK0290240	Axial MTSK-40 Cool Thru*	29	MZK0570132	Radial Double Blade Holder Cool Thru*	16
MZK0302500	Radial Single Static Tool 25mm	59	MZK0580120	(0-180) Adj. Angle ER20	10
MZK0302540	Radial Single Static Tool 1"	59	MZK0580125	(0-180) Adj. Angle ER25	10
MZK0310140	Axial ER40	62	MZK0580516	(0-180) Adj. Angle 16x17mm	10
MZK0310332	Axial ERA32 Standard	62	MZK0580519	(0-180) Adj. Angle 3/4"x3/4"	10
MZK0310432	Axial ERA32 Cool Thru*	62	MZK0580522	(0-180) Adj. Angle 22x19mm	10
MZK0320332	Radial ERA32 Standard	60	MZK0590120	(0-180) Adj. Angle ER20	31
MZK0320432	Radial ERA32 Cool Thru	60	MZK0590125	(0-180) Adj. Angle ER25	31
MZK0330132	Radial Blade Holder with Blade Kit	70	MZK0590516	(0-180) Adj. Angle 16x17mm	31
MZK0340100	Broaching/Slotting Driven Tool 50mm Stroke	68	MZK0590519	(0-180) Adj. Angle 3/4"x3/4"	31
MZK0340200	Broaching/Slotting Driven Tool 25mm Stroke	68	MZK0590522	(0-180) Adj. Angle 22x19mm	31
MZK0351100	Driven Gear Hobber 1:1	25	MZK0600120	(0-180) Adj. Angle ER20	54
MZK0352100	Driven Gear Hobber Geared-Down 2:1	25	MZK0600125	(0-180) Adj. Angle ER25	54
MZK0360140	Axial Geared-Down 2:1 ER40	58	MZK0600516	(0-180) Adj. Angle 16x17mm	54
MZK0360240	Axial Geared-Down 2:1 ER40 Cool Thru*	58	MZK0600519	(0-180) Adj. Angle 3/4"x3/4"	54
MZK0370016	Axial Geared-Up 1:3 ER16	31	MZK0600522	(0-180) Adj. Angle 22x19mm	54
MZK0390016	Axial Geared-Up 1:3 Driven Tool ER16	7	MZK0610120	(0-180) Adj. Angle ER20 with Digital Display	54
MZK0400100	Broaching/Slotting Driven Tool 50mm Stroke H=130mm	35	MZK0610125	(0-180) Adj. Angle ER25 with Digital Display	54

# Table of Contents

## Part Number Index

MZK0610516	(0-180) Adj. Angle 16x17mm with Digital Display	54		Hand	
MZK0610519	(0-180) Adj. Angle 3/4"x3/4" with Digital Display	54	MZK1155010LC	Axial Single Static for Subspindle Capto C5 Left Hand	41
MZK0610522	(0-180) Adj. Angle 22x19mm with Digital Display	54			
MZK0620125	Axial Geared-Up 1:3 ER25	30	MZK1165020	Radial Double Static Capto C5 Right Hand	39
MZK0640140	Radial MTSK40	1	MZK1165020LC	Radial Double Static Capto C5 Left Hand	39
MZK0640240	Radial MTSK40 Cool Thru*	1	MZK1170132	Radial Blade Holder with Blade Kit	37
MZK0653175	Axial Single Boring Bar Holder 1-1/4"	26	MZK1180132	Radial Double Blade Holder Cool Thru	37
MZK0653200	Axial Single Boring Bar Holder 32mm	26	MZK1190240	Axial Opp. Face Rear Set Capto C4+C4	21
MZK0660332	Radial ±25° Adj. Angle ERA32 Re-Directed by 50mm	5	MZK1200140	Axial Driven Tool Capto C4	21
MZK0680120	Axial Multiple 2/4 Outlet ER20	46	MZK1200240	Axial Driven Tool Capto C4 Cool Thru	21
MZK0680220	Axial Multiple 2/4 Outlet ER20+ER20	46	MZK1210140	Radial Redirected in Z Capto C4	20
MZK0692000	Axial 3+3 Position BBH 20mm	52	MZK1210240	Radial Redirected in Z Capto C4 Cool Thru	20
MZK0701905	Axial 6 Position BBH 3/4"	52	MZK1222500	Radial Single Static Tool Ø25mm	36
MZK0720225	Axial Single Side Twin Head ER25	46	MZK1232000	Radial Double Side Twin Static Tool Ø20mm	50
MZK0742000	Axial 2+2 Double Boring Bar Holder 20mm	51	MZK1250332	Radial Redirected in Z ERA32	60
MZK0743175	Axial 2+2 Double Boring Bar Holder 1-1/4"	51	MZK1250432	Radial Redirected in Z ERA32 Cool Thru	60
MZK0751905	Radial Single Twin Static Tool 3/4"	50	MZK1251332	Radial Geared-Down 2:1 Redirected in Z ERA32	61
MZK0760225	Radial Single Side Twin Head ERA25	43	MZK1251432	Radial Geared-Down 2:1 Redirected in Z ERA32 Cool Thru	61
MZK0810232	Axial Opposite Face Rear Set ERA32+ERA32	62			
MZK0842500	Radial Double Static Tool 25mm	36	MZK1284010	Radial Single Static Capto C4 Right Hand	22
MZK0852500	Radial Single Static Tool 25mm	56	MZK1284010LC	Radial Single Static Capto C4 Left Hand	22
MZK0862500	Axial Single Static Tool 25mm	56			
MZK0874010	Radial Single Static Capto C4 Right Hand	72			
MZK0874010LC	Radial Single Static Capto C4 Left Hand	72			
MZK0884010	Axial Single Static Capto C4 Right Hand	72			
MZK0884010LC	Axial Single Static Capto C4 Left Hand	72			
MZK0894000	Axial Single BBH Ø40mm	59			
MZK0901100	Driven Gear Hobb 1:1	66			
MZK0902100	Driven Gear Hobb Geared-Down 2:1	66			
MZK0914000	Axial Single BBH Ø40mm	71			
MZK0922500	Radial Single Static Tool 25mm	69			
MZK0931225	Radial Single Side Twin ERA25	5			
MZK0960140	Radial Redirected ER40	53			
MZK0960240	Radial Redirected ER40 Cool Thru*	53			
MZK0970100	Axial MTSK-40 for Power Skiving	67			
MZK0980140	Axial Driven Tool ER40	53			
MZK0980240	Axial Driven Tool ER40 Cool Thru*	53			
MZK0993200	Axial Single BBH Ø32mm	57			
MZK0995000	Axial Single BBH Ø50mm	57			
MZK1000132	Radial Driven Tool ER32	42			
MZK1000232	Radial Driven Tool ER32 Cool Thru	42			
MZK1010132	Radial Double Blade Holder Cool Thru*	70			
MZK1050225	Axial Opposite Face Geared-Up ERA25+ERA25	9			
MZK1060232	Radial ER32 Cool Thru*	1			
MZK1073200	Axial Double BBH 2 Positions in Y 32mm	18			
MZK1080120	0-180° Adj. Angle ERA20	63			
MZK1080220	0-180° Adj. Angle ERA20 Cool Thru	63			
MZK1080316	0-180° Adj. Angle Geared-Up 1:2 ERA16	65			
MZK1080416	0-180° Adj. Angle Geared-Up 1:2 ERA16 Cool Thru	65			
MZK1085120	0-180° Adj. Angle ERA20 with Digital Display	64			
MZK1085220	0-180° Adj. Angle ERA20 with Digital Display Cool Thru	64			
MZK1085316	0-180° Adj. Angle Geared-Up 1:2 ERA16 with Digital Display	66			
MZK1085416	0-180° Adj. Angle Geared-Up 1:2 ERA16 with Digital Display Cool Thru	66			
MZK1092500	Radial Single Side Twin Static Tool Ø25mm	14			
MZK1114010	Axial Single Static Capto C4 Right Hand	22			
MZK1114010LC	Axial Single Static Capto C4 Left Hand	22			
MZK1120140	Axial Driven Tool for Subspindle Capto C4	38			
MZK1120240	Axial Driven Tool for Subspindle Capto C4 Cool Thru	38			
MZK1121140	Axial Driven Tool Capto C4	38			
MZK1121240	Axial Driven Tool Capto C4 Cool Thru	38			
MZK1145010	Axial Single Static Capto C5 Right Hand	41			
MZK1145010LC	Axial Single Static Capto C5 Left Hand	41			
MZK1155010	Axial Single Static for Subspindle Capto C5 Right	41			