

DRIVEN and STATIC TOOLING
For
SMART



10139 BERGIN RD.

HOWELL, MI 48843

PHONE : 877-91-TOOLS (810-632-4446)

FAX: 877-92-TOOLS (810-632-4467)

EMAIL: info@mdtooling.com

WEBSITE: www.mdtooling.com

Live Tooling



M. T. Marchetti, a major live tool manufacturer in northern Italy, is a leader in live tool technology. The formula is simple. Use only the best angular contact high-speed bearings available. Add to this an exacting tolerances for all ground shafts, gears and bearing pocket features. Next, develop a sealed system that **will not** allow any contamination from chips or coolant.

Top this all off with a superior design and you end up with a live tool that is more rigid, faster and will last longer. **We back this up with a 2-Year factory warranty.**

Our Live Tool Warranty

Our tooling will give years of service in the most demanding applications. The superior design and rugged construction has proven this over the last 12 years. The reliability of our tools allows us to provide a 2-year factory warranty, for non-wear components.

MD Tooling will repair any defective tool holders for a period of 2 years from the date of purchase.

Product Range

We have the largest range of live tooling available for most major machine tool manufactures.

Our available products include an extensive line of standard live tooling as well as specialty tool holders such as 0-180 adjustable angle tool holders, gear hobbors, and even worm gear generators. Our product range includes geared up holders to 60,000 RPM and are engineered for 1,000 PSI coolant through.

We are an industry leader in providing complete tooling solutions with hundreds of static tool options as well.

Technical Support

Here at MD Tooling we have a full technical support department with over 35 years of CNC experience.

Our highly qualified staff can help with part processing, tooling up a job from a blue print and even assist with part programming. Applications Engineers are always available by phone to answer any questions you may have about our tooling or any other CNC related issue.

Stock and Replenishment

MD Tooling maintains an extensive inventory of tooling in our warehouse in Michigan. Our current "fill" rate on orders is 93% from our stock in Michigan for same day shipping.

Should you require a non-stock item, our manufacturer, M.T. Marchetti also maintains a large inventory in Italy. Tooling can be obtained in as little as 3-5 business days.

Shipping

MD Tooling realizes that when you need tooling, often you can't wait until the next day. We process orders and ship from available stock right up until 4PM EST to make certain we get your tooling solutions to you as quickly as possible.

We regularly ship throughout the day via UPS, FedEx or any other carrier that a customer requests.



10139 Bergin Road
Howell, MI 48843
Phone: (810) 632-4446
Fax: (810) 632-4467
Email: info@mdtooling.com
Web: www.mdtooling.com

- Fast, Friendly, Reliable Service!
- Quality tooling at highly competitive pricing.
- 2-Year Warranty on all live tools.
- Extensive inventory. We currently ship over 93% of all orders same day.
- In-house repair services available.
- If a warranty tool needs to be returned for inspection, service or repair, loaner tools are available to keep your machine tool production up and running.
- More specialty tool holders than any other manufacturer.
- Custom tool holders available.
- All available tooling may not be shown in this catalog. If you can't find the holder you're looking for, please contact our office for assistance.



Table of Contents

Categorized Listing

(BMT55) NL2000 M/BM/SY/BSY		1		
DRIVEN		1		
RADIAL DRIVEN TOOL		1	QUICK CHANGE AXIAL MTSK DRIVEN TOOL H=85mm	29
QUICK CHANGE RADIAL MTSK-40 DRIVEN TOOL		1	QUICK CHANGE AXIAL MTSK REINFORCED DRIVEN TOOL H=85mm	29
RADIAL DRIVEN TOOL RE-DIRECTED IN Z BY 36mm		2	AXIAL GEARED-UP 1:2 DRIVEN TOOL H=72mm	30
RADIAL GEARED-DOWN 2:1 DRIVEN TOOL RE-DIRECTED IN Z BY 36mm		2	AXIAL OPPOSITE FACE DRIVEN TOOL H=72mm	30
RADIAL GEARED-UP 1:2 DRIVEN TOOL RE-DIRECTED IN Z BY 36mm		3	AXIAL SINGLE SIDE TWIN HEAD DRIVEN TOOL IN Y H=72mm	31
RADIAL GEARED-UP 1:5.625 DRIVEN TOOL		3	0-180 ADJUSTABLE ANGLE DRIVEN TOOL H=54mm	32
RADIAL SINGLE-SIDE TWIN HEAD DRIVEN TOOL IN Y-AXIS		4	0-180 ADJUSTABLE ANGLE DRIVEN TOOL WITH DIGITAL DISPLAY H=54mm	32
±30° ADJUSTABLE ANGLE DRIVEN TOOL REDIRECTED BY 30mm		4	0-180 ADJUSTABLE ANGLE DRIVEN TOOL H=72mm	33
AXIAL DRIVEN TOOL H=60mm		5	0-180 ADJUSTABLE ANGLE DRIVEN TOOL WITH DIGITAL DISPLAY H=72mm	33
QUICK CHANGE AXIAL MTSK-40 DRIVEN TOOL H=60mm		5	0-180 ADJUSTABLE ANGLE DRIVEN TOOL GEARED-UP 1:2 H=72mm	34
AXIAL DRIVEN TOOL H=70mm		6	0-180 ADJUSTABLE ANGLE DRIVEN TOOL GEARED-UP 1:2 WITH DIGITAL DISPLAY H=72mm	34
QUICK CHANGE AXIAL MTSK-40 DRIVEN TOOL H=70mm		7	DRIVEN GEAR HOBBER	35
AXIAL REAR-SET DRIVEN TOOL		7		
AXIAL GEARED-UP 1:2 DRIVEN TOOL		8	STATIC	36
AXIAL GEARED-UP 1:5.625 DRIVEN TOOL		8	RADIAL SINGLE STATIC TOOL H=75mm	36
AXIAL DRIVEN TOOL FOR INTERNAL POLYGON MAKING		9	RADIAL SINGLE STATIC TOOL H=90mm	36
AXIAL OPPOSITE FACE DRIVEN TOOL		9	RADIAL REAR-SET SINGLE STATIC TOOL	36
AXIAL OPPOSITE FACE DRIVEN TOOL		10	RADIAL DOUBLE STATIC TOOL H=90mm	37
AXIAL OPPOSITE FACE REAR-SET DRIVEN TOOL		10	RADIAL DOUBLE STATIC TOOL H=75mm	37
AXIAL GEARED-UP 1:2 OPPOSITE FACE TWIN DRIVEN TOOL H=60mm		10	RADIAL DOUBLE SIDE TWIN STATIC TOOL	37
AXIAL GEARED-UP 1:2 OPPOSITE FACE TWIN DRIVEN TOOL H=70mm		11	RADIAL BLADE HOLDER WITH BLADE KIT	38
AXIAL SINGLE SIDE TWIN HEAD DRIVEN TOOL IN Y		11	RADIAL BLADE HOLDER WITH INTERNAL COOLANT-BLADE KIT NOT INCLUDED	38
AXIAL GEARED-UP 1:2 SINGLE SIDE TWIN HEAD DRIVEN TOOL IN Y		11	AXIAL SINGLE STATIC TOOL	39
AXIAL MULTIPLE 2+2 OUTLET DRIVEN TOOL IN Y		12	AXIAL SINGLE BORING BAR HOLDER H=72mm	39
0-180 ADJUSTABLE ANGLE DRIVEN TOOL H=54mm		12	AXIAL SINGLE BORING BAR HOLDER H=72mm	40
0-180 ADJUSTABLE ANGLE DRIVEN TOOL WITH DIGITAL DISPLAY H=54mm		13	AXIAL SINGLE BORING BAR HOLDER 60mm H=100mm	40
0-180 ADJUSTABLE ANGLE DRIVEN TOOL H=47.5mm		13	DRIVEN	41
0-180 ADJUSTABLE ANGLE DRIVEN TOOL WITH DIGITAL DISPLAY H=47.5mm		14	RADIAL DRIVEN TOOL CAPTO C4	41
0-180 ADJUSTABLE ANGLE DRIVEN TOOL GEARED-UP 1:2 H=47.5mm		14	AXIAL DRIVEN TOOL CAPTO C4 H=72mm	41
0-180 ADJUSTABLE ANGLE DRIVEN TOOL GEARED-UP 1:2 WITH DIGITAL DISPLAY H=47.5mm		15	STATIC	42
DRIVEN GEAR HOBBER		15	RADIAL SINGLE REAR-SET STATIC CAPTO C4	42
			RADIAL SINGLE REAR-SET STATIC CAPTO C5	42
STATIC	16		RADIAL SINGLE REAR-SET STATIC CAPTO C6	43
RADIAL SINGLE STATIC TOOL	16		RADIAL DOUBLE STATIC TOOL CAPTO C4	43
RADIAL SINGLE SIDE TWIN STATIC TOOL	16		AXIAL SINGLE STATIC TOOL CAPTO C4	44
RADIAL DOUBLE SIDE TWIN STATIC TOOL	16		AXIAL SINGLE STATIC TOOL CAPTO C4	44
RADIAL DOUBLE BLADE HOLDER WITH BLADE KIT	17			
RADIAL BLADE HOLDER WITH INTERNAL COOLANT-BLADE KIT NOT INCLUDED	17		(BMT75) NL4500/5000 M/LM	45
AXIAL STATIC TOOL	18		DRIVEN	45
AXIAL SINGLE BORING BAR HOLDER H=60mm	18		RADIAL DRIVEN TOOL	45
AXIAL SINGLE BORING BAR HOLDER H=75mm	19		QUICK CHANGE RADIAL MTSK-50 DRIVEN TOOL	45
AXIAL 2 + 2 POSITION BORING BAR HOLDER	19		RADIAL DRIVEN TOOL RE-DIRECTED IN Z BY 100mm	46
SINGLE REAR-SET RADIAL STATIC TOOL CAPTO C4	20		RADIAL GEARED-DOWN 2:1 DRIVEN TOOL RE-DIRECTED IN Z BY 100mm	46
AXIAL SINGLE STATIC TOOL CAPTO C4	21		RADIAL RE-DIRECTED DRIVEN TOOL IN Z BY 47.5mm	47
AXIAL REAR-SET SINGLE BORING BAR HOLDER CAPTO C4	21		RADIAL GEARED-UP 1:2 DRIVEN TOOL RE-DIRECTED IN Z BY 47.5mm	47
			RADIAL GEARED-UP 1:4 DRIVEN TOOL	48
(BMT65) NL2500/3000 M/BM	22		RADIAL ±25° ADJUSTABLE ANGLE DRIVEN TOOL RE-DIRECTED BY 50mm	48
DRIVEN	22		AXIAL REINFORCED DRIVEN TOOL H=110mm	49
RADIAL REINFORCED DRIVEN TOOL	22		QUICK CHANGE AXIAL MTSK-50 REINFORCED DRIVEN TOOL H=110mm	49
QUICK CHANGE RADIAL MTSK REINFORCED DRIVEN TOOL	22		0-180 ADJUSTABLE ANGLE DRIVEN TOOL	50
RADIAL GEARED-DOWN 2:1 DRIVEN TOOL REDIRECTED IN Z BY 80mm	23		GEAR HOBBER- REINFORCED	50
RADIAL GEARED-UP 1:2 DRIVEN TOOL REDIRECTED IN Z BY 36mm	23		BROACHING/SLOTING TOOL 50mm STROKE H=90mm	51
RADIAL SINGLE-SIDE TWIN HEAD DRIVEN TOOL IN Y-AXIS	23		BROACHING/SLOTING TOOL 25mm STROKE H=90mm	51
AXIAL DRIVEN TOOL H=72mm	24		STATIC	52
AXIAL REINFORCED DRIVEN TOOL H=72mm	25		RADIAL STATIC TOOL	52
QUICK CHANGE AXIAL MTSK DRIVEN TOOL H=72mm	26		RADIAL SINGLE STATIC TOOL	52
QUICK CHANGE AXIAL MTSK REINFORCED DRIVEN TOOL H=72mm	26		RADIAL SINGLE SIDE TWIN STATIC TOOL	52
AXIAL DRIVEN TOOL H=85mm	27		AXIAL STATIC TOOL	53
AXIAL REINFORCED DRIVEN TOOL H=85mm	28		AXIAL SINGLE BORING BAR HOLDER H=60mm	53

Table of Contents

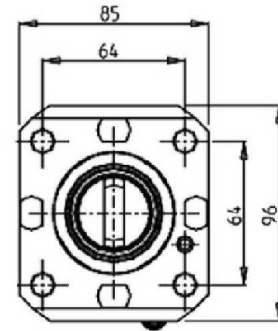
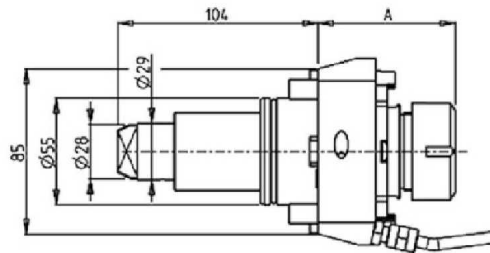

Categorized Listing

AXIAL SINGLE BORING BAR HOLDER 50mm H=110mm	54
AXIAL SINGLE BORING BAR HOLDER 80mm H=110mm	54
DRIVEN	55
RADIAL DRIVEN TOOL CAPTO C5	55
AXIAL DRIVEN TOOL COROMANT CAPTO H=110mm	55
STATIC	56
AXIAL SINGLE STATIC TOOL CAPTO C6	56
(BMT85) NL6000/7000 LM/XLM	57
DRIVEN	57
RADIAL DRIVEN TOOL	57
QUICK CHANGE RADIAL MTSK-63 DRIVEN TOOL	57
RADIAL DRIVEN TOOL RE-DIRECTED IN Z BY 110mm	58
RADIAL GEARED-DOWN 2:1 DRIVEN TOOL RE-DIRECTED IN Z BY 110mm	58
RADIAL GEARED-UP 1:3 DRIVEN TOOL REDIRECTED IN Z BY 70mm	59
AXIAL DRIVEN TOOL H=85mm	60
QUICK CHANGE AXIAL MTSK DRIVEN TOOL H=85mm	60
AXIAL DRIVEN TOOL H=110mm	61
QUICK CHANGE AXIAL MTSK DRIVEN TOOL H=110mm	61
AXIAL GEARED-DOWN 2:1 DRIVEN TOOL H=85mm	62
QUICK CHANGE AXIAL MTSK GEARED-DOWN 2:1 DRIVEN TOOL H=85mm	62
AXIAL GEARED-DOWN 2:1 DRIVEN TOOL H=110mm	63
QUICK CHANGE AXIAL MTSK GEARED-DOWN 2:1 DRIVEN TOOL H=110mm	63
AXIAL GEARED-UP 1:2 DRIVEN TOOL H=110mm	64
AXIAL GEARED-UP 1:3 DRIVEN TOOL	64
0-180 ADJUSTABLE ANGLE DRIVEN TOOL	65
GEAR HOBBER - REINFORCED	65
STATIC	66
RADIAL STATIC TOOL	66
AXIAL STATIC TOOL	67
AXIAL SINGLE STATIC TOOL	67
AXIAL SINGLE BORING BAR HOLDER H=85mm	68
AXIAL SINGLE BORING BAR HOLDER H=110mm	68
AXIAL SINGLE STATIC TOOL CAPTO C6	69
ACCESSORIES	70
DRIVEN	70
MTSK-40 ER ADAPTORS	70
MTSK-40 MILL ADAPTORS	71
MTSK-50 ER ADAPTORS	72
MTSK-50 MILL ADAPTORS	73
MTSK-63 ER ADAPTORS	74
MTSK-63 MILL ADAPTORS	75

(BMT55) NL2000 M/BM/SY/BSY

DRIVEN

RADIAL DRIVEN TOOL

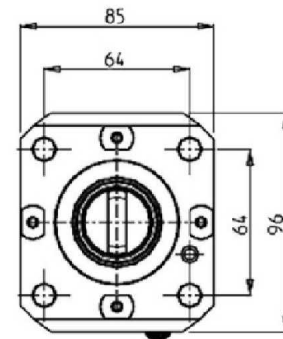
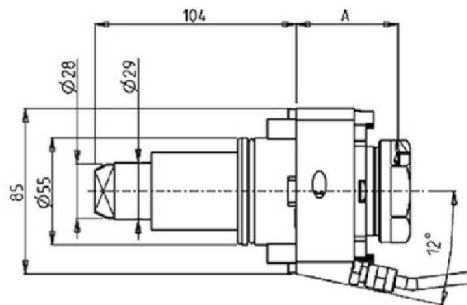



Part Number	Description	Spindle	I	RPM	Cool Thru	Ext. Cool	A
DWO 0901325	Radial ERA25	ERA25	1:1	6000		X	42.5
DWO 3490425	Radial ERA25 Cool Thru*	ERA25	1:1	6000	X	X	54.5
DWO 0901132	Radial ER32	ER32	1:1	6000		X	71.2
DWO 3490232	Radial ER32 Cool Thru*	ER32	1:1	6000	X	X	79.2
DWO 0901332	Radial ERA32	ERA32	1:1	6000		X	54.5
DWO 3490432	Radial ERA32 Cool Thru*	ERA32	1:1	6000	X	X	63

* Coolant Thru tools are designed for 1000 psi.
They require 5 Micron Filtration and **CANNOT** be run dry.

QUICK CHANGE RADIAL MTSK-40 DRIVEN TOOL

See Accessories for MTSK Quick Change Tool Holder Clamps



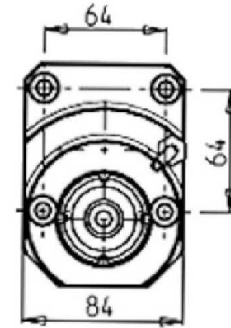
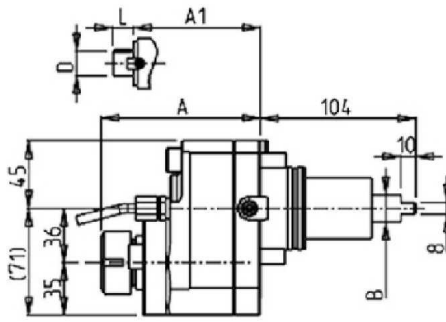

Part Number	Description	Spindle	I	RPM	Cool Thru	Ext Cool	A
DWO 0801140	Radial MTSK-40 Driven Tool	MTSK-40	1:1	6000		X	52.5
DWO 3640240	Radial MTSK-40 Driven Tool Cool Thru	MTSK-40	1:1	6000	X	X	60.5

* Coolant Thru tools are designed for 1000 psi.
They require 5 Micron Filtration and **CANNOT** be run dry.

(BMT55) NL2000 M/BM/SY/BSY

DRIVEN

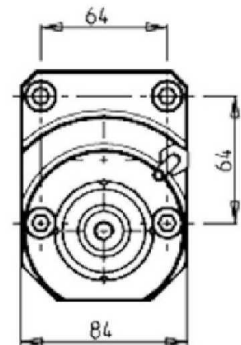
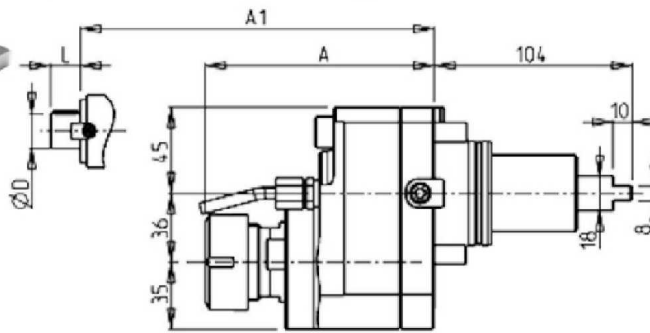

RADIAL DRIVEN TOOL RE-DIRECTED IN Z BY 36mm



Part Number	Description	Spindle	I	RPM	Reversible	Cool Thru	Ext. Cool	A	B	A1	D	L
DWO 2710420	Radial Redirected ERA20 Cool Thru*	ER25	1:1	6000	X	X	X	94.5	29			
0720025	Radial Redirected ER25	ER25	1:1	6000	X		X	106.86	20			
0720032	Radial Redirected ER32	ER32	1:1	6000	X		X	120.56	20			
0720016	Radial Redirected Mill Head \varnothing 16x17mm	16x17	1:1	6000	X		X		20	88.5	16	17
0720022	Radial Redirected Mill Head \varnothing 22x19mm	22x19	1:1	6000	X		X		20	90.5	22	19
0720027	Radial Redirected Mill Head \varnothing 27x21mm	27x21	1:1	6000	X		X		20	92.5	27	21

* Coolant Thru tools are designed for 1000 psi.
They require 5 Micron Filtration and **CANNOT** be run dry.

RADIAL GEARED-DOWN 2:1 DRIVEN TOOL RE-DIRECTED IN Z BY 36mm

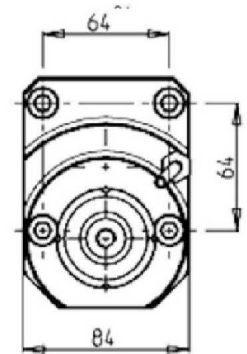
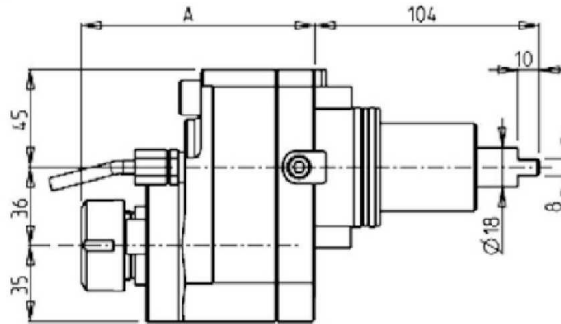



Part Number	Description	Spindle	I	RPM	Reversible	Ext. Cool	A	A1	D	L
0722132	Radial Geared-Down 2:1 Redirected ER32	ER32	2:1	3000	X	X	120.56			
0722116	Radial Geared-Down 2:1 Redirected \varnothing 16x17	16x17	2:1	3000	X	X		88.5	16	17
0722122	Radial Geared-Down 2:1 Redirected \varnothing 22x19	22x19	2:1	3000	X	X		90.5	22	19
0722127	Radial Geared-Down 2:1 Redirected \varnothing 27x21	27x21	2:1	3000	X	X		92.5	27	21

(BMT55) NL2000 M/BM/SY/BSY

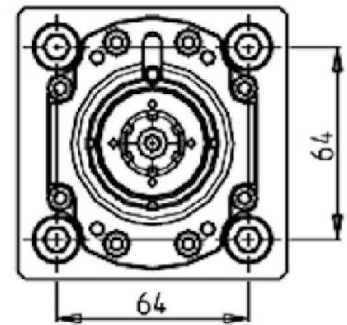
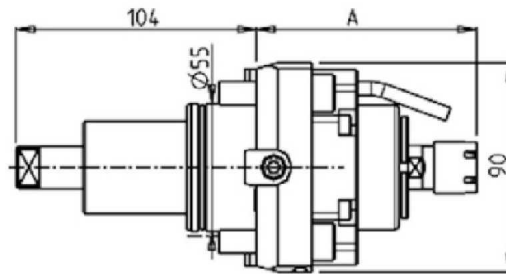

DRIVEN

RADIAL GEARED-UP 1:2 DRIVEN TOOL RE-DIRECTED IN Z BY 36mm



Part Number	Description	Spindle	I	RPM	Reversible	Ext. Cool	A
0721225	Radial Geared-Up 1:2 Redirected ER25	ER25	1:2	12000	X	X	108.56

RADIAL GEARED-UP 1:5.625 DRIVEN TOOL



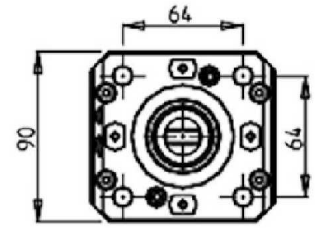
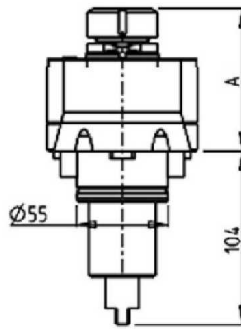
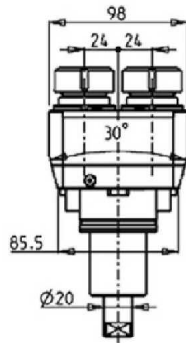

Part Number	Description	Spindle	I	RPM	Cool Thru	Ext. Cool	A
DWO 0600116	Radial Geared-Up 1:5.625 ER16	ER16	1:5.625	22500		X	95.25
DWO 0600111	Radial Geared-Up 1:5.625 ER11 Cool Thru*	ER11	1:5.625	22500	X	X	107.45

*Coolant Thru tools are designed for 400 psi MAX.
They require 5 Micron Filtration and **CANNOT** be run dry.

(BMT55) NL2000 M/BM/SY/BSY

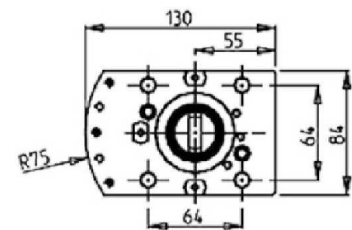
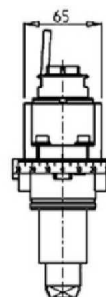
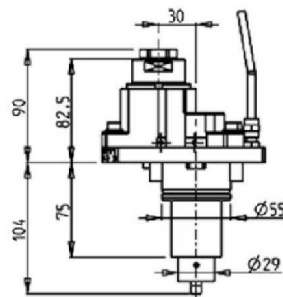

DRIVEN

RADIAL SINGLE-SIDE TWIN HEAD DRIVEN TOOL IN Y-AXIS



Part Number	Description	Spindle	I	RPM	Ext. Cool	A
0730016X2	Radial Double Outlet ER16	ER16	1:1	6000	X	84.5
0730025X2	Radial Double Outlet ER25	ER25	1:1	6000	X	85

±30° ADJUSTABLE ANGLE DRIVEN TOOL REDIRECTED BY 30mm

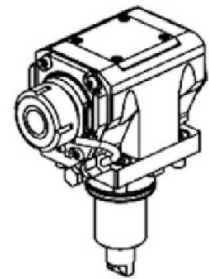
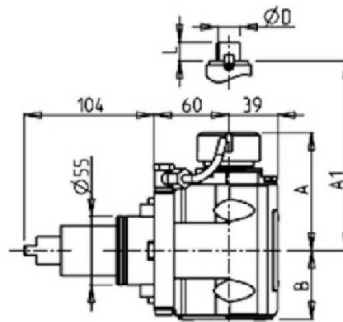
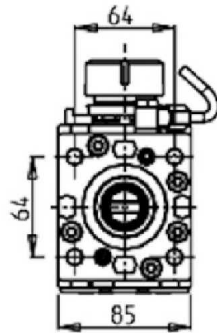



Part Number	Description	Spindle	I	RPM	Ext Cool
DWO 3530325	±30° Adj. Angle Redirected ERA25	ERA25	1:1	6000	X

(BMT55) NL2000 M/BM/SY/BSY

DRIVEN

AXIAL DRIVEN TOOL H=60mm

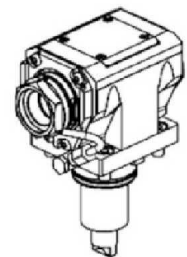
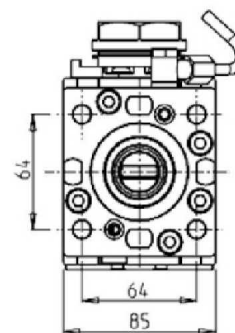
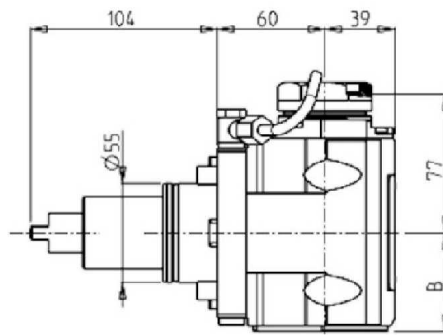


Part Number	Description	Spindle	I	RPM	Reversible	Cool Thru	Ext. Cool	A	A1	B	D	L
DWO 0870125	Axial ER25 H=60mm	ER25	1:1	6000	X		X	91.16		54.5		
DWO 0870225	Axial ER25 H=60mm Cool Thru*	ER25	1:1	6000	X	X	X	91.16		65.5		
DWO 0870325	Axial ERA25 H=60mm	ERA25	1:1	6000	X		X	65		54.5		
DWO 0870425	Axial ERA25 H=60mm Cool Thru*	ERA25	1:1	6000	X	X	X	65		65.5		
DWO 0870132	Axial ER32 H=60mm	ER32	1:1	6000	X		X	93.66		54.5		
DWO 0870232	Axial ER32 H=60mm Cool Thru*	ER32	1:1	6000	X	X	X	93.66		65.5		
DWO 0870140	Axial ER40 H=60mm	ER40	1:1	6000	X		X	98.16		54.5		
DWO 0870240	Axial ER40 H=60mm Cool Thru*	ER40	1:1	6000	X	X	X	98.16		65.5		
DWO 0870516	Axial Mill Head D=17 L=17 H=60mm	16x17	1:1	6000	X		X		67.5	54.5	16	17
DWO 0870522	Axial Mill Head D=22 L=19 H=60mm	22x19	1:1	6000	X		X		67.5	54.5	22	19
DWO 0870527	Axial Mill Head D=27 L=21 H=60mm	27x21	1:1	6000	X		X		70	54.5	27	21

* Coolant Thru tools are designed for 1000 psi.
They require 5 Micron Filtration and **CANNOT** be run dry.

QUICK CHANGE AXIAL MTSK-40 DRIVEN TOOL H=60mm

See Accessories for MTSK Quick Change Tool Holder Clamps



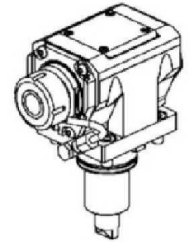
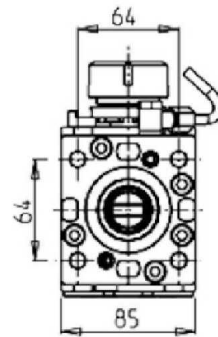
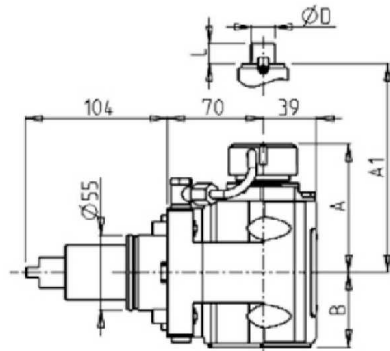
Part Number	Description	Spindle	Reversible	I	RPM	Cool Thru	Ext. Cool	B
DWO 0770140	Axial MTSK-40 H=60mm	MTSK-40	X	1:1	6000		X	54.5
DWO 0770240	Axial MTSK-40 H=60mm Cool Thru*	MTSK-40	X	1:1	6000	X	X	65.5

* Coolant Thru tools are designed for 1000 psi.
They require 5 Micron Filtration and **CANNOT** be run dry.

(BMT55) NL2000 M/BM/SY/BSY

DRIVEN

AXIAL DRIVEN TOOL H=70mm



Part Number	Description	Spindle	Reversible	I	RPM	Cool Thru	Ext. Cool	A	A1	B	D	L
DWO 0880125	Axial ER25 H=70mm	ER25	X	1:1	6000		X	91.16		54.5		
DWO 0880225	Axial ER25 H=70mm Cool Thru*	ER25	X	1:1	6000	X	X	91.16		65.5		
DWO 0880325	Axial ERA25 H=70mm	ERA25	X	1:1	6000		X	65		54.5		
DWO 0880425	Axial ERA25 H=70mm Cool Thru*	ERA25	X	1:1	6000	X	X	65		54.5		
DWO 0880132	Axial ER32 H=70mm	ER32	X	1:1	6000		X	93.66		54.5		
DWO 0880232	Axial ER32 H=70mm Cool Thru*	ER32	X	1:1	6000	X	X	93.66		65.5		
DWO 0880140	Axial ER40 H=70mm	ER40	X	1:1	6000		X	98.16		54.5		
DWO 0880240	Axial ER40 H=70mm Cool Thru*	ER40	X	1:1	6000	X	X	98.16		65.5		
DWO 0880516	Axial Mill Head H=70mm	16x17	X	1:1	6000		X		67.5	54.5	16	17
DWO 0880522	Axial Mill Head H=70mm	22x19	X	1:1	6000		X		67.5	54.5	22	19
DWO 0880527	Axial Mill Head H=70mm	27x21	X	1:1	6000		X		70	54.5	27	21

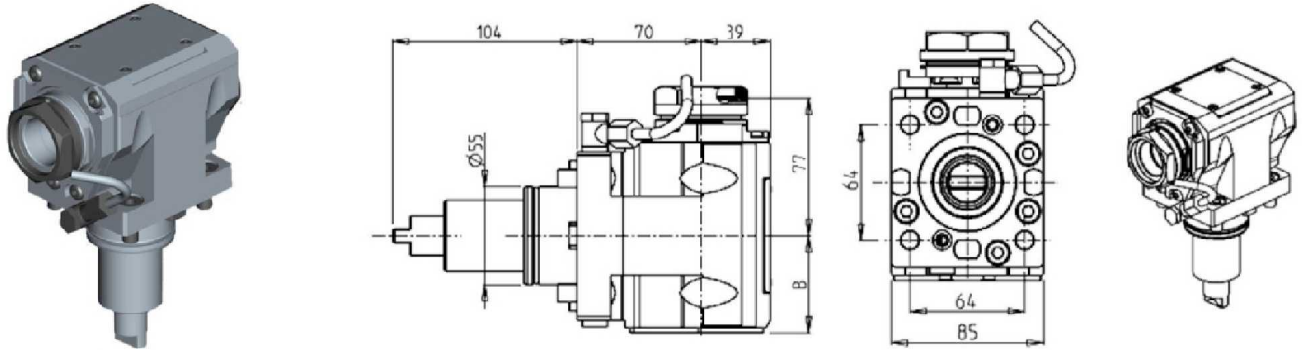
* Coolant Thru tools are designed for 1000 psi.
They require 5 Micron Filtration and **CANNOT** be run dry.

(BMT55) NL2000 M/BM/SY/BSY

DRIVEN

QUICK CHANGE AXIAL MTSK-40 DRIVEN TOOL H=70mm

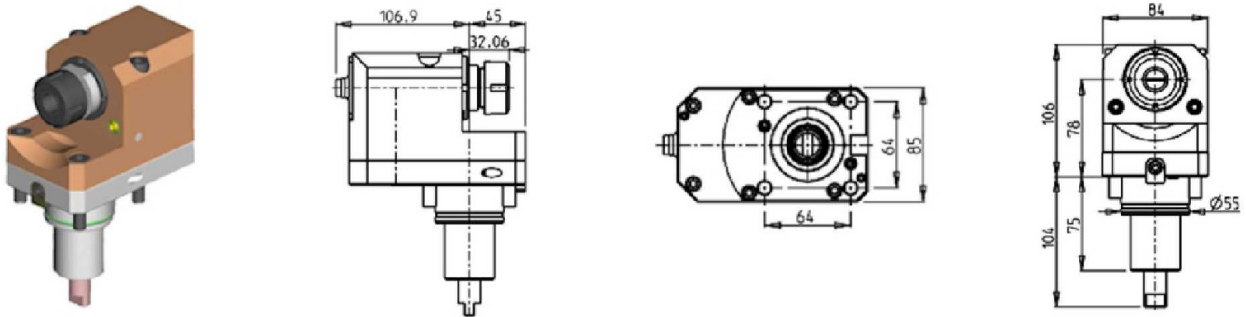
See Accessories for MTSK Quick Change Tool Holder Clamps



Part Number	Description	Spindle	Reversible	I	RPM	Cool Thru	Ext. Cool	B
DWO 0780140	Axial MTSK-40 H=70mm	MTSK-40	X	1:1	6000		X	54.5
DWO 0780240	Axial MTSK-40 H=70mm Cool Thru*	MTSK-40	X	1:1	6000	X	X	65.5

* Coolant Thru tools are designed for 1000 psi.
They require 5 Micron Filtration and **CANNOT** be run dry.

AXIAL REAR-SET DRIVEN TOOL

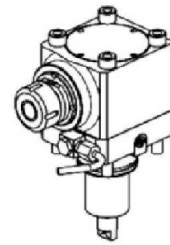
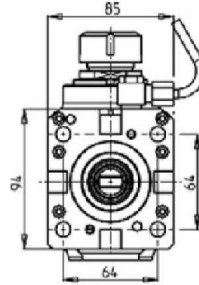
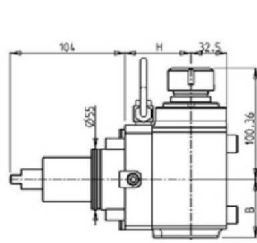



Part Number	Description	Reversible	Spindle	I	RPM	Ext. Cool
0630025	Axial ER25 Standard Rear-Set H=78mm	X	ER25	1:1	6000	X

(BMT55) NL2000 M/BM/SY/BSY

DRIVEN

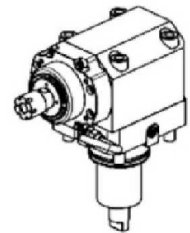
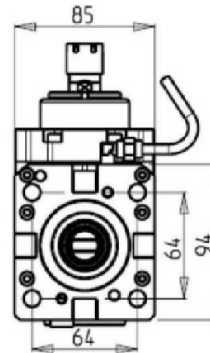
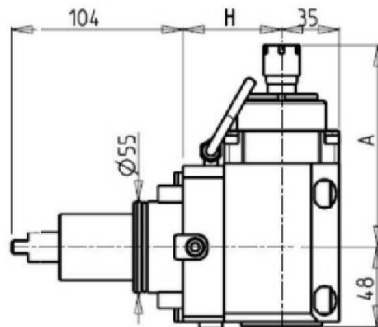

AXIAL GEARED-UP 1:2 DRIVEN TOOL



Part Number	Description	Spindle	Reversible	I	RPM	Cool Thru	Ext. Cool	H	B
0891225	Axial Geared-Up 1:2 ER25 H=60mm	ER25	X	1:2	12000		X	60	55.5
0891325	Axial Geared-Up 1:2 ER25 H=60mm Cool Thru*	ER25	X	1:2	12000	X	X	60	66.5
0893625	Axial Geared-Up 1:2 ER25 H=70mm	ER25	X	1:2	12000		X	70	55.5
0893725	Axial Geared-Up 1:2 ER25 H=70mm Cool Thru*	ER25	X	1:2	12000	X	X	70	66.5

* Coolant Thru tools are designed for 1000 psi.
They require 5 Micron Filtration and **CANNOT** be run dry.

AXIAL GEARED-UP 1:5.625 DRIVEN TOOL



Part Number	Description	Reversible	Spindle	I	RPM	Cool Thru	Ext. Cool	A	H
DWO 0190116	Axial Geared-Up H=60mm	X	ER16	1:5.625	22500		X	121.8	60
DWO 0190111	Axial Geared-Up Cool Thru* H=60mm	X	ER11	1:5.625	22500	X		134	60
DWO 0190316	Axial Geared-Up H=70mm	X	ER16	1:5.625	22500		X	121.8	70
DWO 0190311	Axial Geared-Up Cool Thru* H=70mm	X	ER11	1:5.625	22500	X		134	70

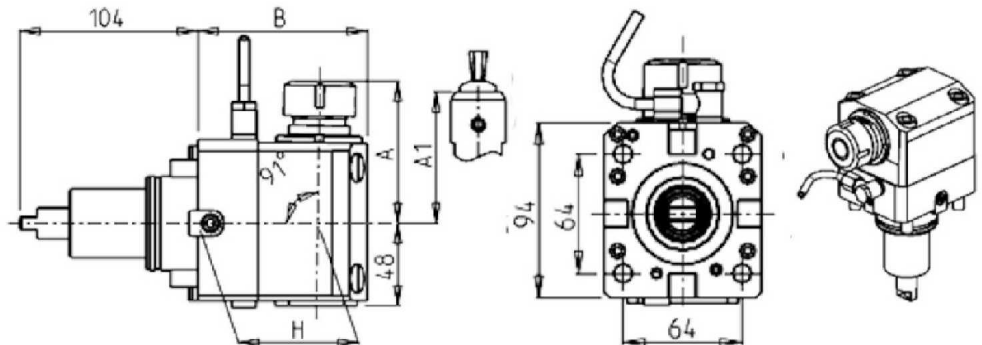

*Coolant Thru tools are designed for 400 psi MAX.
They require 5 Micron Filtration and **CANNOT** be run dry.

(BMT55) NL2000 M/BM/SY/BSY

DRIVEN

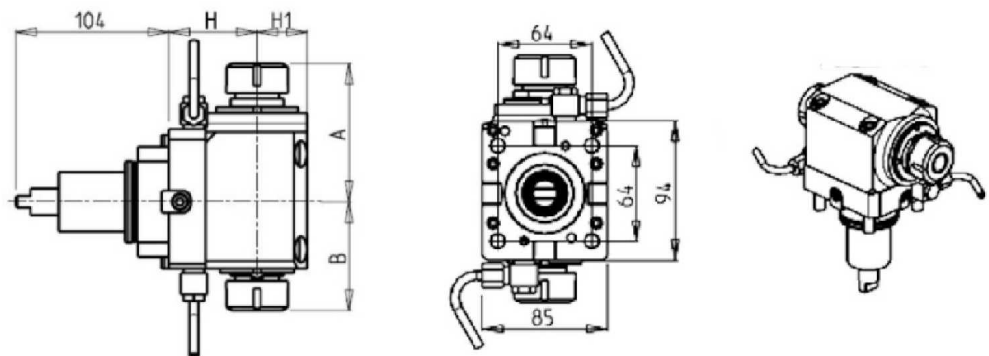
AXIAL DRIVEN TOOL FOR INTERNAL POLYGON MAKING

See Accessories for Polygon Making Mill Heads



Part Number	Description	Reversible	Spindle	I	RPM	Ext. Cool	A	A1	H	B
0319125	Internal Polygon-Making ER25	X	ER25	1:1	6000	X	82.35		60	89
0319108	Internal Polygon-Making Weldon 8	X	Weldon 8	1:1	6000	X		76.5	60	89
0319110	Internal Polygon-Making Weldon 10	X	Weldon 10	1:1	6000	X		76.5	60	89
0319112	Internal Polygon-Making Weldon 12	X	Weldon 12	1:1	6000	X		76.5	60	89
0319116	Internal Polygon-Making Weldon 16	X	Weldon 16	1:1	6000	X		73.5	60	89
DWO 0249125	Internal Polygon-Making ER25	X	ER25	1:1	6000	X	82.35		70	99
DWO 0249108	Internal Polygon-Making Weldon 8	X	Weldon 8	1:1	6000	X		76.5	70	99
DWO 0249110	Internal Polygon-Making Weldon 10	X	Weldon 10	1:1	6000	X		76.5	70	99
DWO 0249112	Internal Polygon-Making Weldon 12	X	Weldon 12	1:1	6000	X		76.5	70	99
DWO 0249116	Internal Polygon-Making Weldon 16	X	Weldon 16	1:1	6000	X		76.5	70	99

AXIAL OPPOSITE FACE DRIVEN TOOL

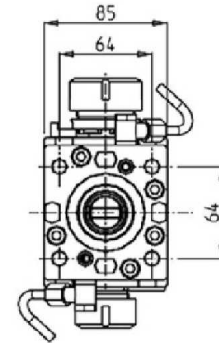
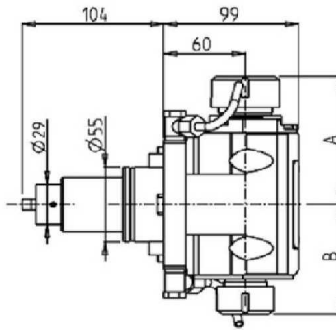


Part Number	Description	Reversible	Spindle	I	RPM	Ext. Cool	A	B	H	H1
DWO 0080125	Axial Double Outlet ER25/ER25 H=60mm	X	ER25+ER25	1:1	6000	X	93.36	73.46	60	34
DWO 0080132	Axial Double Outlet ER32/ER32 H=60mm	X	ER32+ER32	1:1	6000	X	100.56	79.46	60	34
DWO 0080325	Axial Double Outlet ER25/ER25 H=70mm	X	ER25+ER25	1:1	6000	X	93.36	73.46	70	34
DWO 0080332	Axial Double Outlet ER32/ER32 H=70mm	X	ER32+ER32		6000	X	100.56	79.46	70	34

(BMT55) NL2000 M/BM/SY/BSY

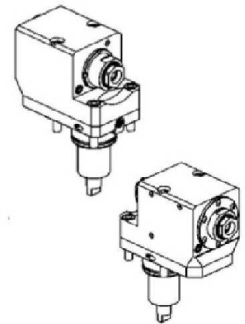
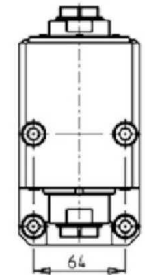
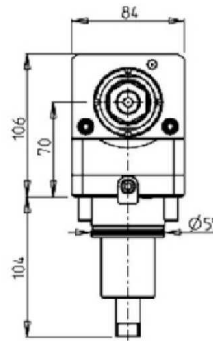
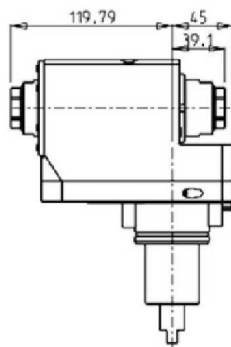

DRIVEN

AXIAL OPPOSITE FACE DRIVEN TOOL




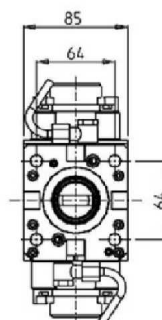
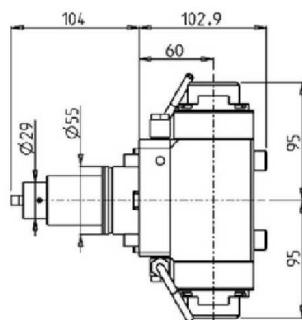
Part Number	Description	Spindle	I	RPM	Reversible	Ext. Cool	A	B
DWO 1703225	Axial Double Outlet ER32/ER25 H=60mm	ER32+ER25	1:1	6000	X	X	93.66	80.16
DWO 1702520	Axial Double Outlet ERA25/ERA20 H=60mm	ERA25+ERA20	1:1	6000	X	X	65	55.5
DWO 1713225	Axial Double Outlet ER32/ER25 H=70mm	ER32+ER25	1:1	6000	X	X	93.66	80.16
DWO 1712520	Axial Double Outlet ERA25/ERA20 H=70mm	ERA25+ERA20	1:1	6000	X	X	65	55.5

AXIAL OPPOSITE FACE REAR-SET DRIVEN TOOL



Part Number	Description	Reversible	Spindle	I	RPM	Ext. Cool
0632525	Axial Off-Set Double Outlet ERA25/ERA25 H=70mm	X	ERA25+ERA25	1:1	6000	X

AXIAL GEARED-UP 1:2 OPPOSITE FACE TWIN DRIVEN TOOL H=60mm


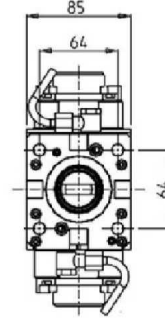
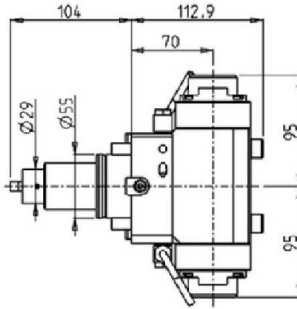


Part Number	Description	Spindle	I	RPM	Reversible	Ext Cool
DWO 3930225	Axial Geared-Up 1:2 Opposite Face ERA25+ERA25	ERA25+ERA25	1:2	12000	X	X

(BMT55) NL2000 M/BM/SY/BSY

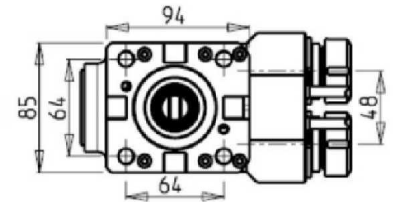
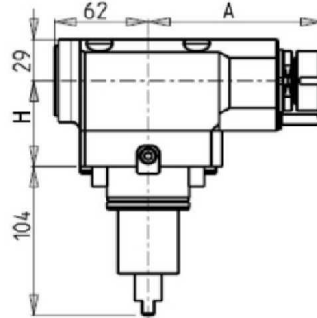
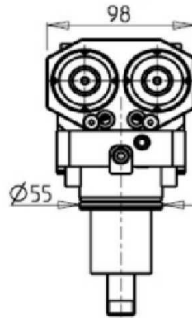

DRIVEN

AXIAL GEARED-UP 1:2 OPPOSITE FACE TWIN DRIVEN TOOL H=70mm



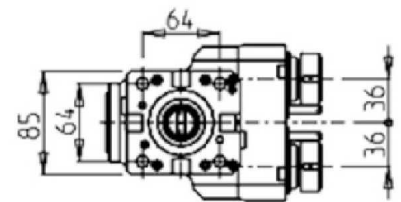
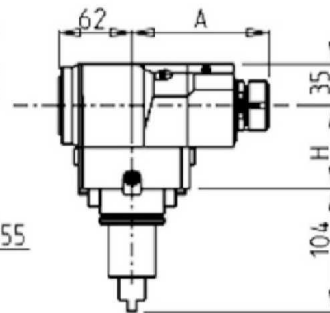
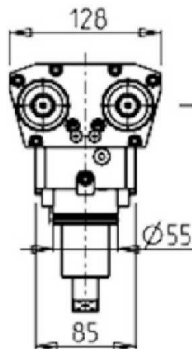
Part Number	Description	Spindle	I	RPM	Reversible	Ext Cool
DWO 3931225	Axial Geared-Up 1:2 Opposite Face ERA25+ERA25	ERA25+ERA25	1:2	12000	X	X

AXIAL SINGLE SIDE TWIN HEAD DRIVEN TOOL IN Y



Part Number	Description	Reversible	Spindle	I	RPM	Ext. Cool	A	H
DWO 0100216	Axial Y AXIS Double Outlet ER16 H=60mm	X	ER16	1:1	6000	X	115.15	60
DWO 0100225	Axial Y AXIS Double Outlet ER25 H=60mm	X	ER25	1:1	6000	X	115.61	60
DWO 0102216	Axial Y AXIS Double Outlet ER16 H=70mm	X	ER16	1:1	6000	X	115.15	70
DWO 0102225	Axial Y AXIS Double Outlet ER25 H=70mm	X	ER25	1:1	6000	X	115.61	70

AXIAL GEARED-UP 1:2 SINGLE SIDE TWIN HEAD DRIVEN TOOL IN Y

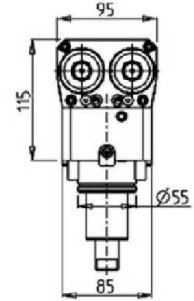
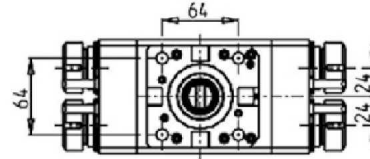
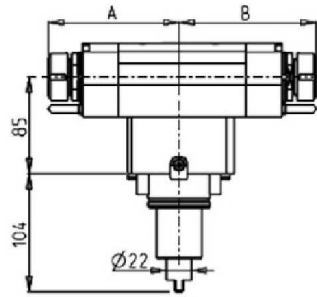


Part Number	Description	Reversible	Spindle	I	RPM	Ext. Cool	A	H
DWO 0950216	Axial Geared-Up 1:2 Y-Axis Double ER16 H=60	X	ER16	1:2	12000	X	115	60
DWO 0950225	Axial Geared-Up 1:2 Y-Axis Double ER25 H=60	X	ER25	1:2	12000	X	115.96	60
DWO 0951216	Axial Geared-Up 1:2 Y-Axis Double ER16 H=70	X	ER16	1:2	12000	X	115	70
DWO 0951225	Axial Geared-Up 1:2 Y-Axis Double ER25 H=70	X	ER25	1:2	12000	X	115.96	70

(BMT55) NL2000 M/BM/SY/BSY

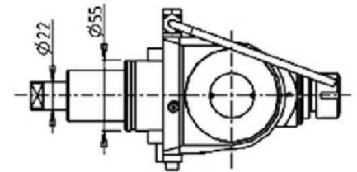
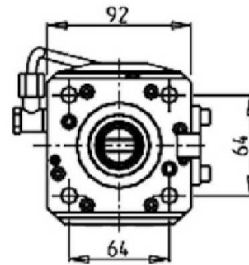
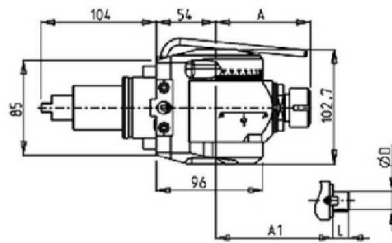
DRIVEN

AXIAL MULTIPLE 2+2 OUTLET DRIVEN TOOL IN Y



Part Number	Description	Spindle	I	RPM	Reversible	# of Tools	Ext Cool	A	B	H
DWO 2401416	Axial Multiple 2+2 Outlet in Y ER16+ER16	ER16+ER16	1:1	6000	X	2+2	X	114.7	120.7	60
DWO 2401425	Axial Multiple 2+2 Outlet in Y ER25+ER25	ER25+ER25	1:1	6000	X	2+2	X	115.6	121.6	60
DWO 2400416	Axial Multiple 2+2 Outlet in Y ER16+ER16	ER16+ER16	1:1	6000	X	2+2	X	114.7	120.7	70
DWO 2400425	Axial Multiple 2+2 Outlet in Y ER25+ER25	ER25+ER25	1:1	6000	X	2+2	X	115.6	121.6	70

0-180 ADJUSTABLE ANGLE DRIVEN TOOL H=54mm



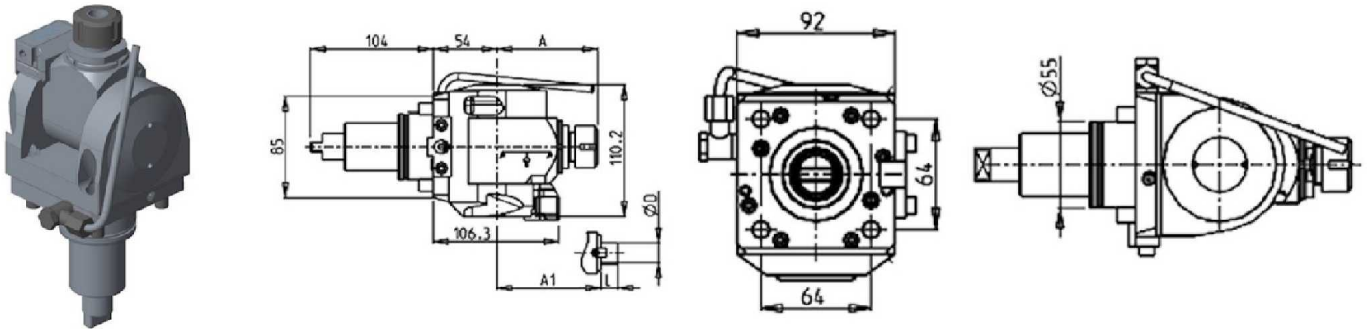
Part Number	Description	Spindle	I	RPM	Reversible	Ext Cool	A	A1	D	L
DWO 1910120	0-180 Adjustable Angle ER20	ER20	1:1	6000	X	X	85.16			
DWO 1910125	0-180 Adjustable Angle ER25	ER25	1:1	6000	X	X	86.16			
DWO 1910519	0-180 Adjustable Angle 3/4"x3/4"	3/4"x3/4"	1:1	6000	X	X	65	3/4"	3/4"	
DWO 1910516	0-180 Adjustable Angle 16x17mm	16x17mm	1:1	6000	X	X	65	16	17	
DWO 1910522	0-180 Adjustable Angle 22x19mm	22x19mm	1:1	6000	X	X	66	22	19	

Note : Wrenches are provided with the purchase of Specialty Toolholders

(BMT55) NL2000 M/BM/SY/BSY

DRIVEN

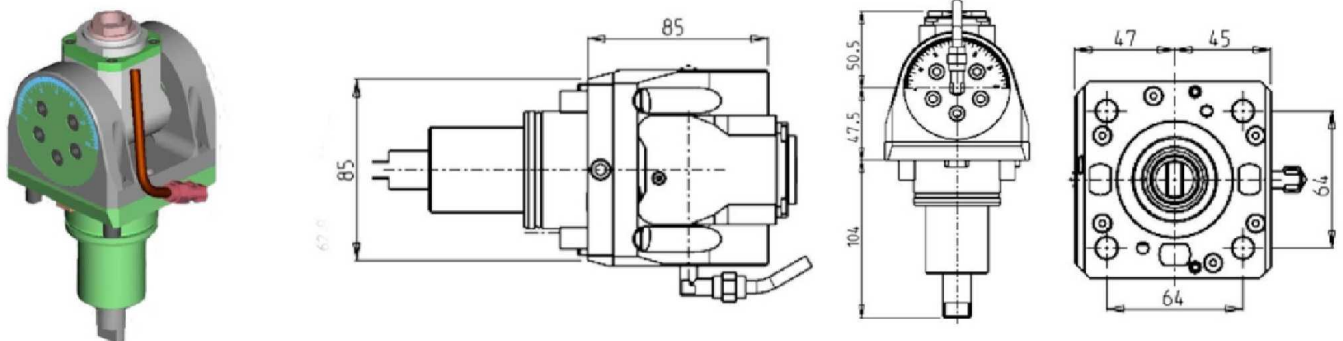
0-180 ADJUSTABLE ANGLE DRIVEN TOOL WITH DIGITAL DISPLAY H=54mm



Part Number	Description	Spindle	I	RPM	Reversible	Ext Cool	A	A1	D	L
DWO 1840120	0-180 Adj. Angle ER20 with Digital Display	ER20	1:1	6000	X	X	85.16			
DWO 1840125	0-180 Adj. Angle ER5 with Digital Display	ER25	1:1	6000	X	X	86.16			
DWO 1840519	0-180 Adj. Angle 3/4"x3/4" with Digital Display	3/4"x3/4"	1:1	6000	X	X		65	3/4"	3/4"
DWO 1840516	0-180 Adj. Angle 16x17mm with Digital Display	16x17mm	1:1	6000	X	X		65	16	17
DWO 1840522	0-180 Adj. Angle 22x19mm with Digital Display	22x19mm	1:1	6000	X	X		66	22	19

Note : Wrenches are provided with the purchase of Specialty Toolholders

0-180 ADJUSTABLE ANGLE DRIVEN TOOL H=47.5mm



Part Number	Description	Spindle	I	RPM	Cool Thru	Ext. Cool
DWO 0660120	0-180 Adj.Angle ERA20 H=47.5mm	ERA20	1:1	6000		X
DWO 0660220	0-180 Adj.Angle ERA20 H=47.5mm, Cool Thru*	ERA20	1:1	6000	X	X

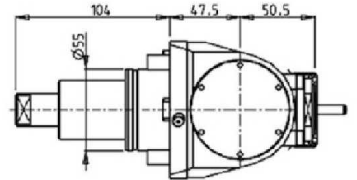
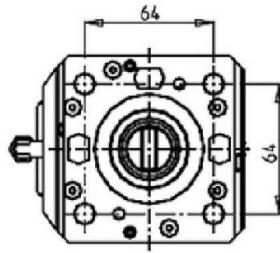
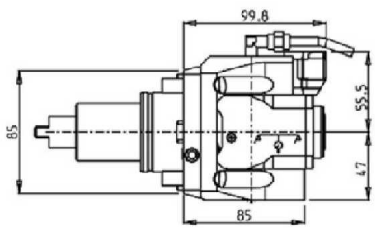
* Coolant Thru tools are designed for 1000 psi. They require 5 Micron Filtration and **CANNOT** be run dry.

Note : Wrenches are provided with the purchase of Specialty Toolholders

(BMT55) NL2000 M/BM/SY/BSY

DRIVEN

0-180 ADJUSTABLE ANGLE DRIVEN TOOL WITH DIGITAL DISPLAY H=47.5mm



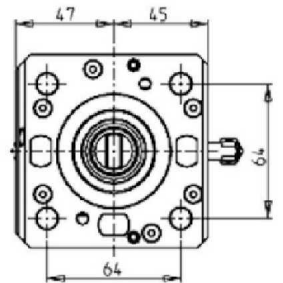
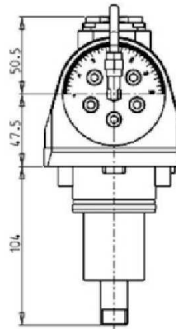
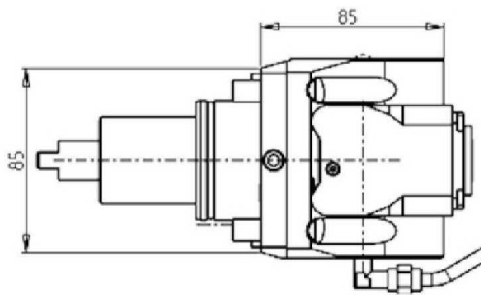

Part Number	Description	Spindle	I	RPM	Cool Thru	Ext Cool
DWO 0665120	0-180 Adj. Angle ERA20 with Digital Display	ERA20	1:1	6000		X
DWO 0665220	0-180 Adj. Angle ERA20 with Digital Display Cool Thru*	ERA20	1:1	6000	X	X

* Coolant Thru tools are designed for 1000 psi.
They require 5 Micron Filtration and **CANNOT** be run dry.

Note :

Wrenches are provided with the purchase of Specialty Toolholders

0-180 ADJUSTABLE ANGLE DRIVEN TOOL GEARED-UP 1:2 H=47.5mm



Part Number	Description	Spindle	I	RPM	Cool Thru	Ext. Cool
DWO 0660316	0-180 Adj. Angle Geared-Up 1:2 H=47.5mm	ERA16	1:2	12000		X
DWO 0660416	0-180 Adj. Angle Geared-Up 1:2 H=47.5mm, Cool Thru*	ERA16	1:2	12000	X	X

* Coolant Thru tools are designed for 1000 psi.
They require 5 Micron Filtration and **CANNOT** be run dry.

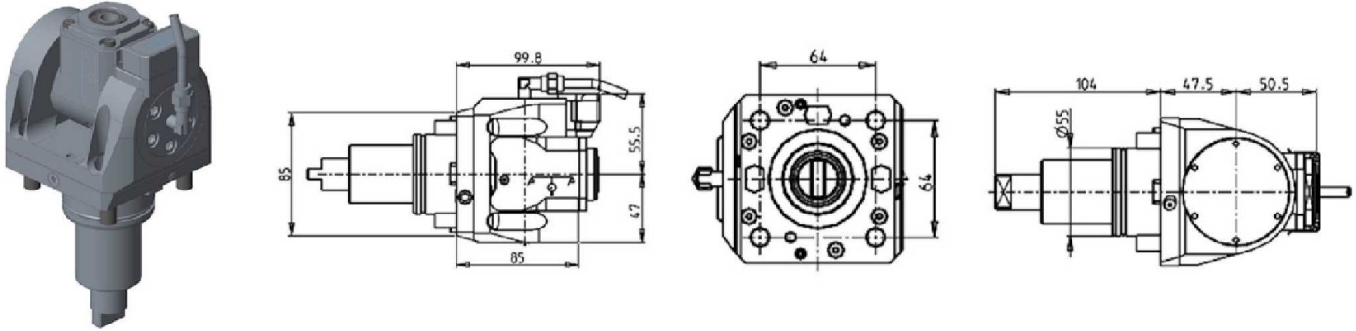
Note :

Wrenches are provided with the purchase of Specialty Toolholders

(BMT55) NL2000 M/BM/SY/BSY

DRIVEN

0-180 ADJUSTABLE ANGLE DRIVEN TOOL GEARED-UP 1:2 WITH DIGITAL DISPLAY H=47.5mm



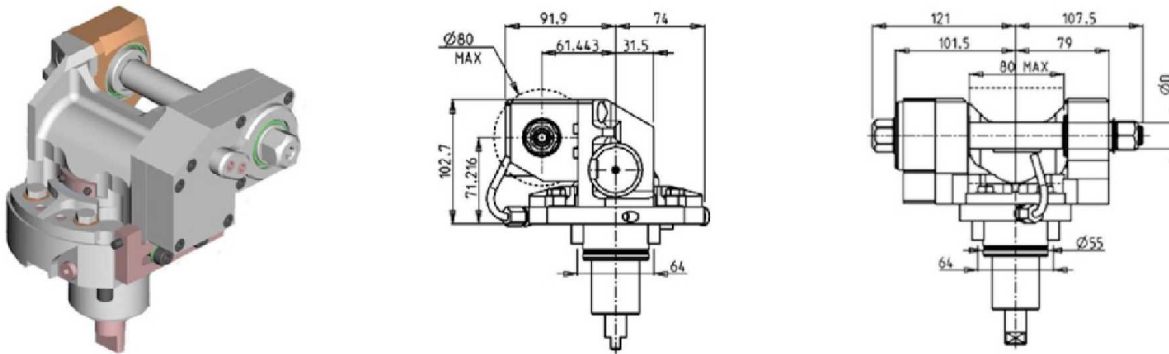
Part Number	Description	Spindle	I	RPM	Cool Thru	Ext Cool
DWO 0665316	0-180 Adj. Angle ERA16 Geared-Up with Digital Display	ERA16	1:2	12000		X
DWO 0665416	0-180 Adj. Angle ERA16 Geared-Up with Digital Display Cool Thru*	ERA16	1:2	12000	X	X

* Coolant Thru tools are designed for 1000 psi.
They require 5 Micron Filtration and **CANNOT** be run dry.

Note :

Wrenches are provided with the purchase of Specialty Toolholders

DRIVEN GEAR HOBBER



Part Number	Description	Reversible	I	RPM	Ext. Cool	D mm	D Inch
0621100	Gear Hobber 1:1	X	1:1	6000	X	16-22-27-32	3/4"-1"-1 1/4"
0622100	Gear Hobber Geared-Down 2:1	X	2:1	3000	X	16-22-27-32	3/4"-1"-1 1/4"

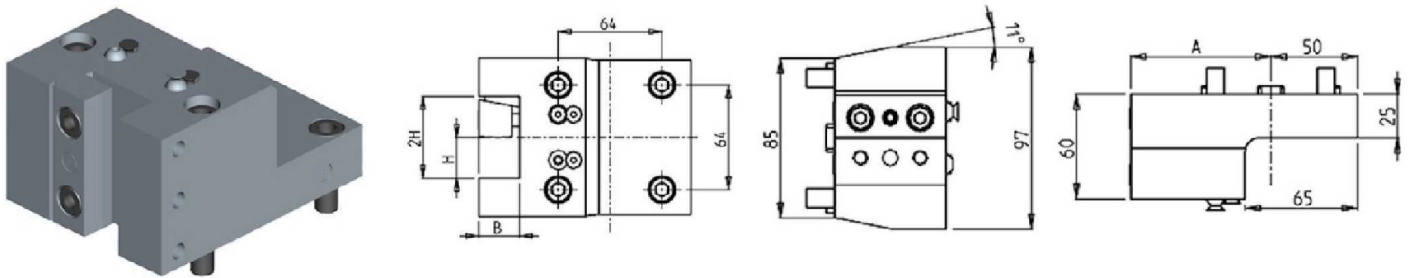
Note :

Wrenches are provided with the purchase of Specialty Toolholders

(BMT55) NL2000 M/BM/SY/BSY

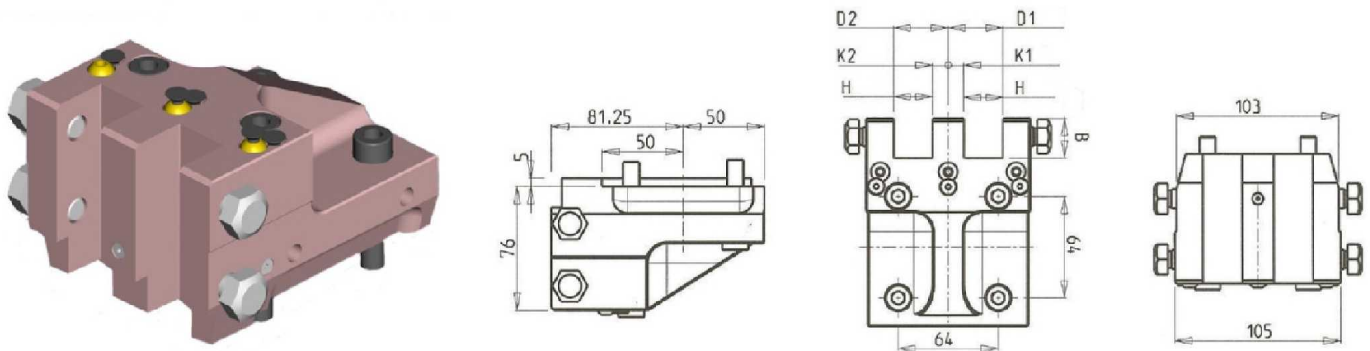
STATIC

RADIAL SINGLE STATIC TOOL



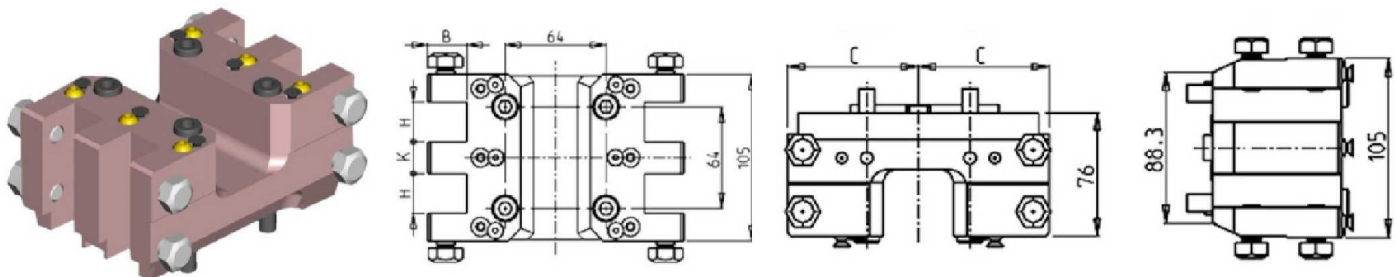
Part Number	Description	# of Tools	Reversible	Cool Thru	Ext Cool	Dimensions	A	B	H
DWO 3842540	Radial Single Static Tool 1"	1	X		X	Inch	76	1"	1"
DWO 3842500	Radial Single Static Tool 25mm	1	X		X	mm	76	25	25
DWO 2222510	Radial Single Static Tool 25mm Cool Thru	1	X	X	X	mm	81	25	25

RADIAL SINGLE SIDE TWIN STATIC TOOL



Part Number	Description	# of Tools	Reversible	Dimensions	B & H	K1	K2	D1	D2
0772540	Radial Single-Side Twin Double Tool: 1"	2	X	Inch	1"	3/8"	3/8"	1 3/8"	1 3/8"
0772500	Radial Single-Side Twin Double Tool: 25mm	2	X	mm	25	10	10	35	35

RADIAL DOUBLE SIDE TWIN STATIC TOOL

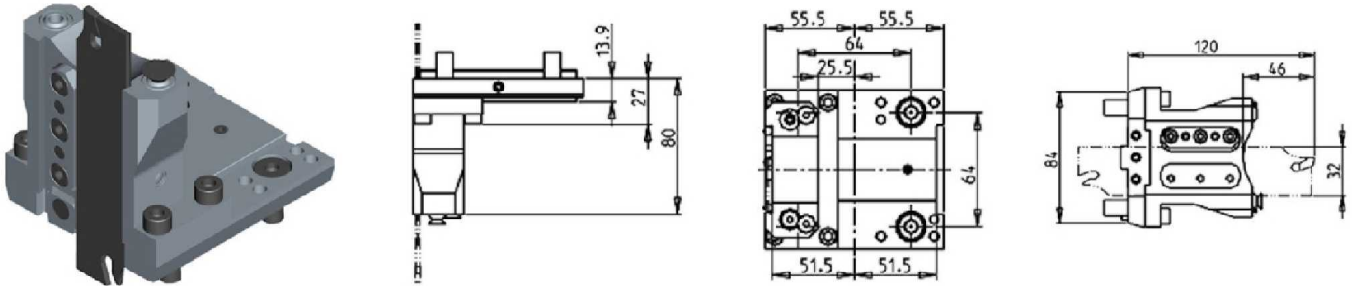


Part Number	Description	# of Tools	Reversible	Dimensions	H	K	B	C
0761905	Radial Double-Side Twin Static Tool: 3/4"	4	X	Inch	3/4"	1 1/4"	3/4"	81.25
DWO 3942540	Radial Double-Side Twin Static Tool: 1"	4	X	Inch	1"	3/4"	1"	81.25
0762000	Radial Double-Side Twin Static Tool: 20mm	4	X	mm	20	30	20	81.25
DWO 3942500	Radial Double-Side Twin Static Tool: 25mm	4	X	mm	25	20	25	76

(BMT55) NL2000 M/BM/SY/BSY

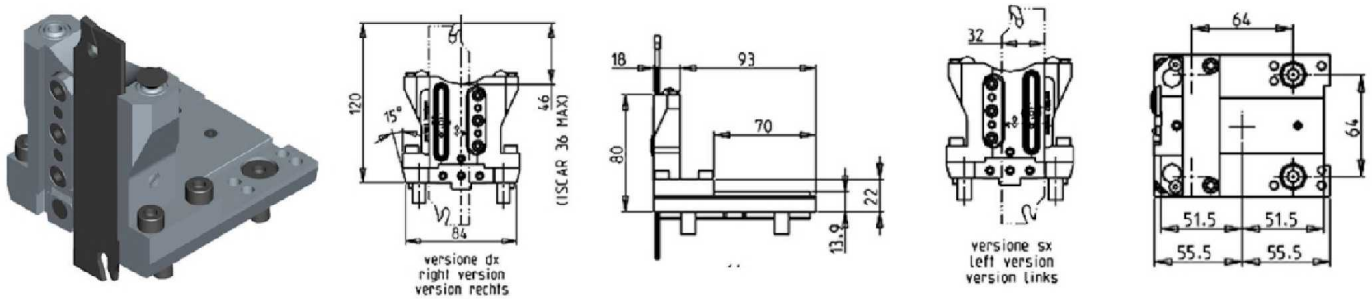
STATIC

RADIAL DOUBLE BLADE HOLDER WITH BLADE KIT



Part Number	Description	# of Tools	Reversible	Ext Cool
DWO 2380132	Radial Blade Holder with Blade Kit	1	X	X
BLADEKIT	Blade Kit: 1 Blade, 10 Inserts			

RADIAL BLADE HOLDER WITH INTERNAL COOLANT-BLADE KIT NOT INCLUDED

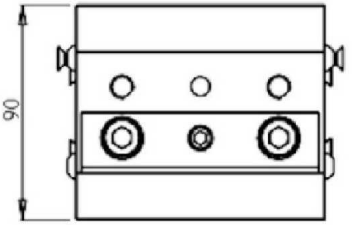
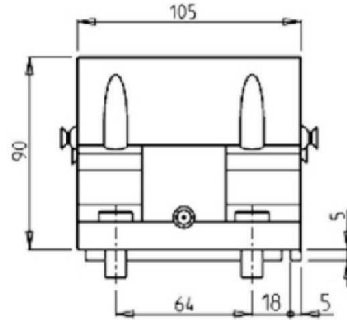
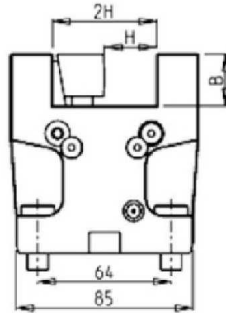



Part Number	Description	# of Tools	Reversible	Ext Cool	Cool Thru
DWO 2390132R	Radial Double Blade Holder Cool Thru (Right Hand)	1	X	X	X
DWO 2390132L	Radial Double Blade Holder Cool Thru (Left Hand)	1	X	X	X
COOL THRU BLADEKIT	Blade Kit: 1 Blade, 10 Inserts				

(BMT55) NL2000 M/BM/SY/BSY

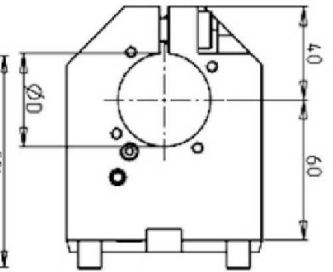
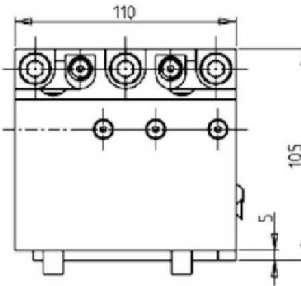
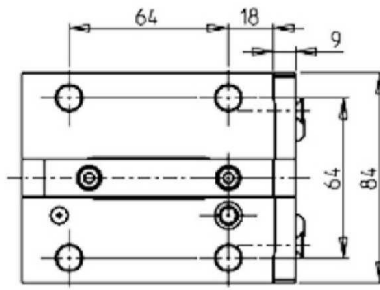
STATIC

AXIAL STATIC TOOL



Part Number	Description	# of Tools	Reversible	Cool Thru	Ext Cool	Dimensions	B	H
DWO 0422540	Axial Static Tool 1" x 1"	1	X		X	Inch	1"	1"
DWO 0422500	Axial Static Tool 25mm x 25mm	1	X		X	mm	25	25
DWO 0422510	Axial Static Tool 25mm x 25mm Cool Thru	1	X	X	X	mm	25	25

AXIAL SINGLE BORING BAR HOLDER H=60mm

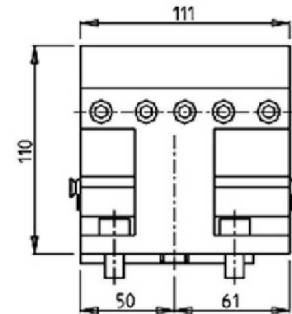
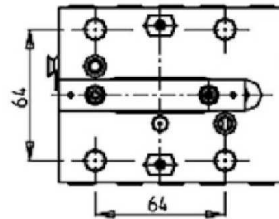
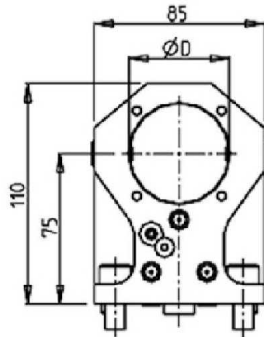



Part Number	Description	# of Tools	Reversible	Cool Thru	Ext. Cool	Dimensions	D
0813810	Axial Single BBH: 1 1/2"	1	X	X	X	Inch	1 1/2"
0814000	Axial Single BBH: 40mm	1	X	X	X	mm	40
KIT 1003004	Plug & Seal Kit for 1 1/2" BBH to Make Cool Thru						
KIT 1003003	Plug & Seal Kit for 40mm BBH to Make Cool Thru						

(BMT55) NL2000 M/BM/SY/BSY

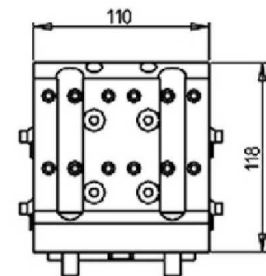
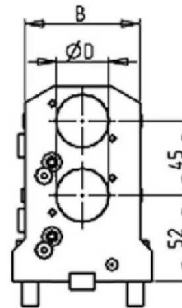
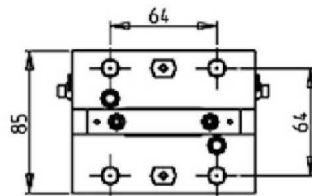

STATIC

AXIAL SINGLE BORING BAR HOLDER H=75mm



Part Number	Description	Reversible	Cool Thru	Ext Cool	Dimensions	D
DWO 2355080	Axial Single BBH 2"	X	X	X	Inch	2"
DWO 2355000	Axial Single BBH 50mm	X	X	X	mm	50
KIT 1000002	Plug for 50mm or 2" BBH to Make Cool Thru					

AXIAL 2 + 2 POSITION BORING BAR HOLDER

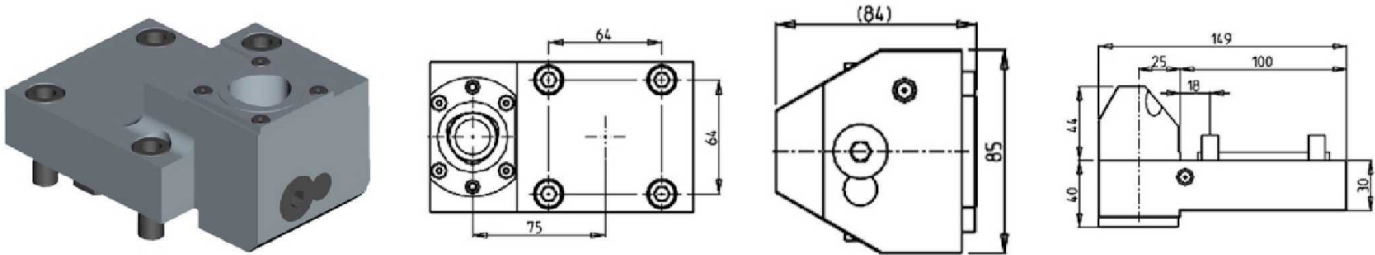


Part Number	Description	# of Tools	Reversible	Cool Thru	Ext. Cool	Dimensions	D	B
DWO 0091905	Axial 2+2 BBH: 3/4"	2	X	X	X	Inch	3/4"	62
DWO 0092540	Axial 2+2 BBH: 1"	2	X	X	X	Inch	1"	70
DWO 0093175	Axial 2+2 BBH: 1 1/4"	2	X	X	X	Inch	1 1/4"	70
DWO 0092000	Axial 2+2 BBH: 20mm	2	X	X	X	mm	20	62
DWO 0092500	Axial 2+2 BBH: 25mm	2	X	X	X	mm	25	70
DWO 0093200	Axial 2+2 BBH: 32mm	2	X	X	X	mm	32	70
KIT 1000005	Plug for 20mm or 3/4" BBH to Make Cool Thru							
KIT 1000006	Plug for 25mm or 1" BBH to Make Cool Thru							
KIT 1000001	Plug for 32mm or 1 1/4" BBH to Make Cool Thru							

(BMT55) NL2000 M/BM/SY/BSY

STATIC

SINGLE REAR-SET RADIAL STATIC TOOL CAPTO C4

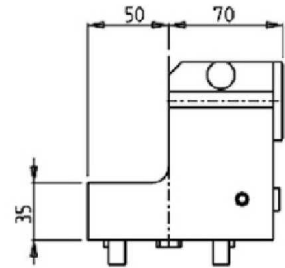
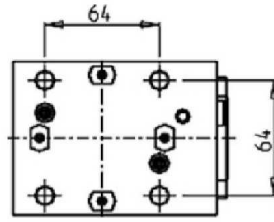
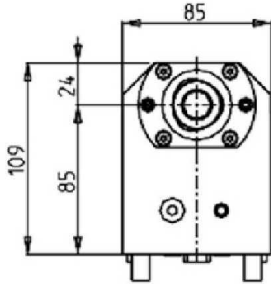



Part Number	Description	# of Tools	Cool Thru	Reversible	Size
DWO 0444010	Single Rear-Set Radial Capto C4 Right Hand	1	X	X	C4
DWO 0444010LC	Single Rear-Set Radial Capto C4 Left Hand	1	X	X	C4

(BMT55) NL2000 M/BM/SY/BSY

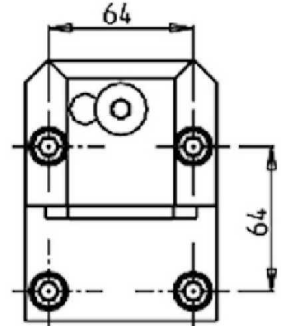
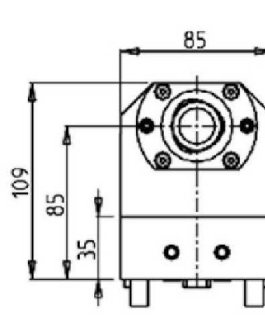
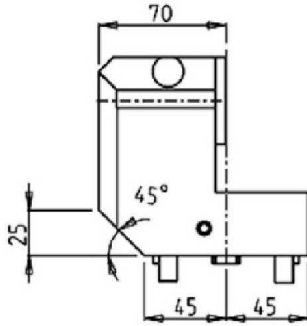
STATIC

AXIAL SINGLE STATIC TOOL CAPTO C4



Part Number	Description	Cool Thru	Ext Cool	Reversible	Size
DWO 3804010	Axial Single Static Tool Capto C4 Right Hand	X	X	X	C4
DWO 3804010LC	Axial Single Static Tool Capto C4 Left Hand	X	X	X	C4

AXIAL REAR-SET SINGLE BORING BAR HOLDER CAPTO C4

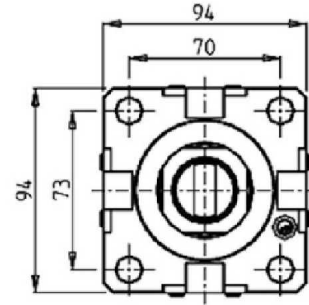
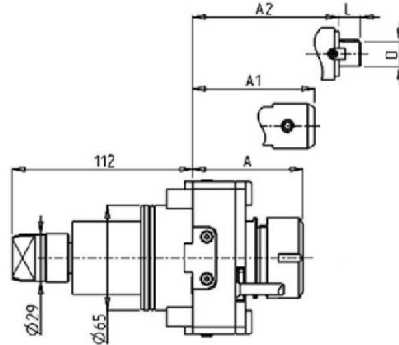



Part Number	Description	Cool Thru	Reversible	Size
DWO 2434010	Axial Rear-Set Boring Bar Holder C4 Right Hand	X	X	C4
DWO 2434010LC	Axial Rear-Set Boring Bar Holder C4 Left Hand	X	X	C4

(BMT65) NL2500/3000 M/BM

DRIVEN

RADIAL REINFORCED DRIVEN TOOL

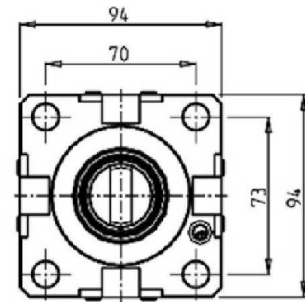
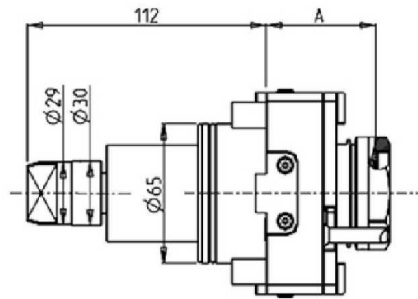



Part Number	Description	Spindle	I	RPM	Cool Thru	Ext. Cool	A	A1	A2	D	L
DWO 1540132	Radial Reinforced ER32	ER32	1:1	6000		X	68.7				
DWO 3470232	Radial Reinforced ER32 Cool Thru*	ER32	1:1	6000	70 BAR	X	79.2				
DWO 1540140	Radial Reinforced ER40	ER40	1:1	6000		X	71.7				
DWO 3470240	Radial Reinforced ER40 Cool Thru*	ER40	1:1	6000	70 BAR	X	82.2				
DWO 1540827	Radial Reinforced 27x21mm Cool Thru*	27x21	1:1	6000	30 BAR	X				56.5	27 21
DWO 1540625	Radial Reinforced Weldon 25 Cool Thru*	Weldon 25	1:1	6000	30 BAR	X				72.5	

* Coolant Thru tools are designed for 400/1000 psi.
They require 5 Micron Filtration and **CANNOT** be run dry.
30 BAR=400 PSI 70 BAR=1000 PSI

QUICK CHANGE RADIAL MTSK REINFORCED DRIVEN TOOL

See Accessories for MTSK Quick Change Tool Holder Clamps



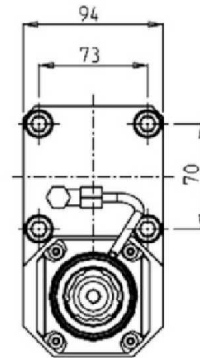
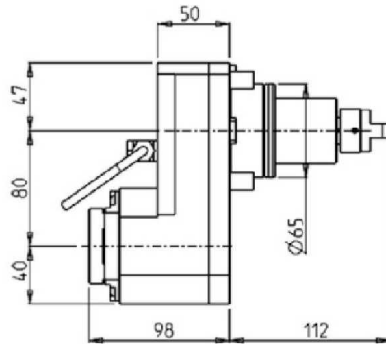

Part Number	Description	Spindle	I	RPM	Cool Thru	Ext. Cool	A
DWO 1550140	Radial MTSK-40 Reinforced	MTSK-40	1:1	6000		X	51.5
DWO 3480240	Radial MTSK-40 Reinforced Cool Thru*	MTSK-40	1:1	6000	X	X	62.5
DWO 1550150	Radial MTSK-50 Reinforced	MTSK-50	1:1	6000		X	51.5
DWO 3480250	Radial MTSK-50 Reinforced Cool Thru*	MTSK-50	1:1	6000	X	X	62.5

* Coolant Thru tools are designed for 1000 psi.
They require 5 Micron Filtration and **CANNOT** be run dry.

(BMT65) NL2500/3000 M/BM

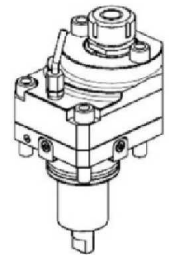
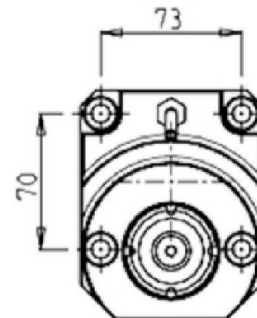
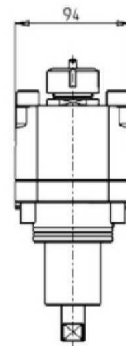
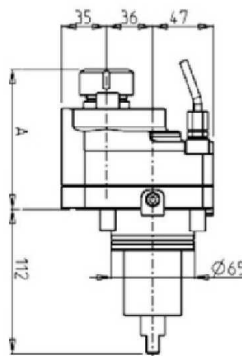

DRIVEN

RADIAL GEARED-DOWN 2:1 DRIVEN TOOL REDIRECTED IN Z BY 80mm



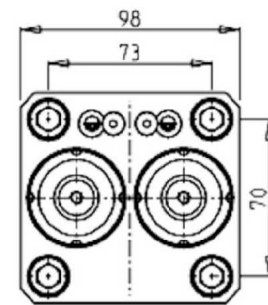
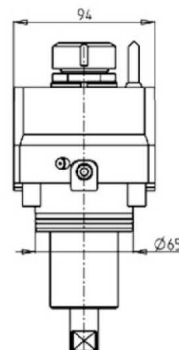
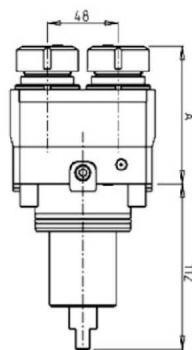

Part Number	Description	Spindle	I	RPM	Reversible	Ext. Cool
DWO 1580332	Radial Geared-Down 2:1 Redirected 80mm in Z	ERA32	2:1	3000	X	X

RADIAL GEARED-UP 1:2 DRIVEN TOOL REDIRECTED IN Z BY 36mm



Part Number	Description	Reversible	Spindle	I	RPM	Ext. Cool	A
DWO 0140125	Geared-Up 1:2 Redirected 36mm ER25	X	ER25	1:2	12000	X	108.56

RADIAL SINGLE-SIDE TWIN HEAD DRIVEN TOOL IN Y-AXIS

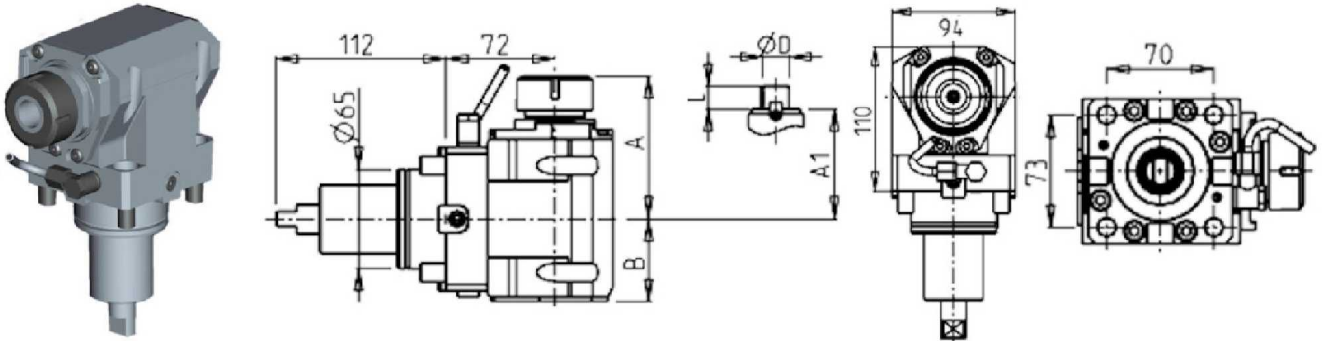


Part Number	Description	Spindle	I	RPM	Ext. Cool	A
DWO 0540216	Radial Y-Axis Double Outlet ER16	ER16	1:1	6000	X	84.5
DWO 0540225	Radial Y-Axis Double Outlet ER25	ER25	1:1	6000	X	85

(BMT65) NL2500/3000 M/BM

DRIVEN

AXIAL DRIVEN TOOL H=72mm



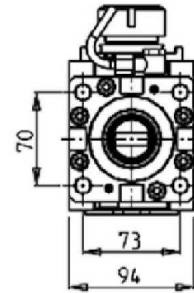
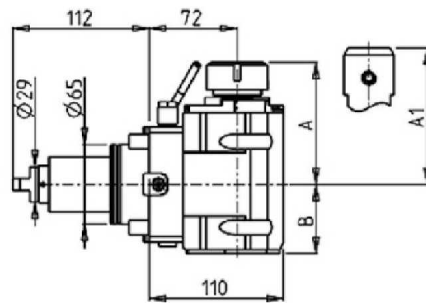
Part Number	Description	Spindle	Reversible	I	RPM	Cool Thru	Ext. Cool	A	A1	B	D	L
DWO 0700125	Axial ER25 H=72mm	ER25	X	1:1	6000		X	91.16		54		
DWO 0700225	Axial ER25 H=72mm Cool Thru*	ER25	X	1:1	6000	X	X	91.16		65		
DWO 0700325	Axial ERA25 H=72mm	ERA25	X	1:1	6000		X	65		54		
DWO 0700425	Axial ERA25 H=72mm Cool Thru*	ERA25	X	1:1	6000	X	X	65		65		
DWO 0700132	Axial ER32 H=72mm	ER32	X	1:1	6000		X	93.66		54		
DWO 0700232	Axial ER32 H=72mm Cool Thru*	ER32	X	1:1	6000	X	X	93.66		65		
DWO 0700140	Axial ER40 H=72mm	ER40	X	1:1	6000		X	98.16		54		
DWO 0700240	Axial ER40 H=72mm Cool Thru*	ER40	X	1:1	6000	X	X	98.16		65		
DWO 0700516	Axial Mill Head D=16mm, L=17mm	16x17	X	1:1	6000		X		67.5	54	16	17
DWO 0700522	Axial Mill Head D=22mm, L=19mm	22x19	X	1:1	6000		X		67.5	54	22	19
DWO 0700527	Axial Mill Head D=27mm, L=21mm	27x21	X	1:1	6000		X		70	54	27	21

* Coolant Thru tools are designed for 1000 psi.
They require 5 Micron Filtration and **CANNOT** be run dry.

(BMT65) NL2500/3000 M/BM

DRIVEN

AXIAL REINFORCED DRIVEN TOOL H=72mm



Part Number	Description	Spindle	I	RPM	Reversible	Cool Thru	Ext Cool	A	A1	B
DWO 2470132	Axial Reinforced ER32	ER32	1:1	6000	X		X	99.7		56.5
DWO 2470232	Axial Reinforced ER32 Cool Thru*	ER32	1:1	6000	X	X	X	99.7		67.5
DWO 2470725	Axial Reinforced Weldon 25	Weldon 25	1:1	6000	X		X		106	56.5
DWO 2470825	Axial Reinforced Weldon 25 Cool Thru*	Weldon 25	1:1	6000	X	X	X		106	67.5

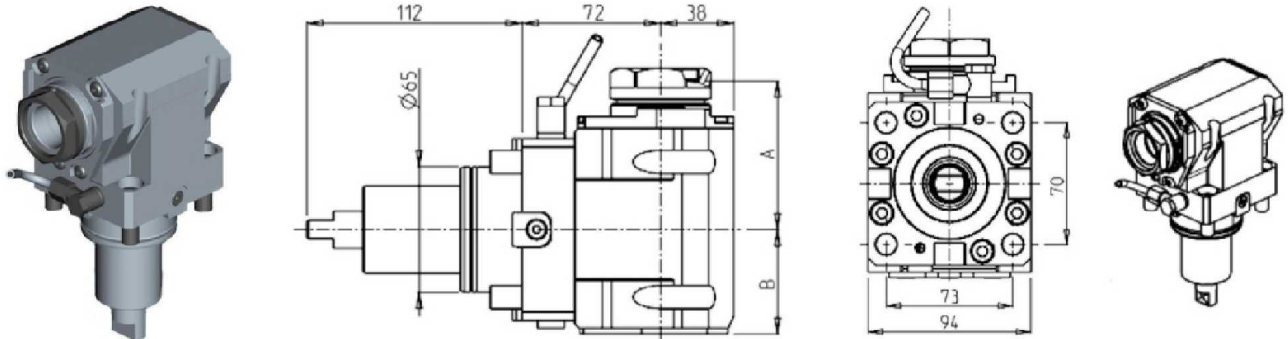
* Coolant Thru tools are designed for 1000 psi.
They require 5 Micron Filtration and **CANNOT** be run dry.

(BMT65) NL2500/3000 M/BM

DRIVEN

QUICK CHANGE AXIAL MTSK DRIVEN TOOL H=72mm

See Accessories for MTSK Quick Change Tool Holder Clamps

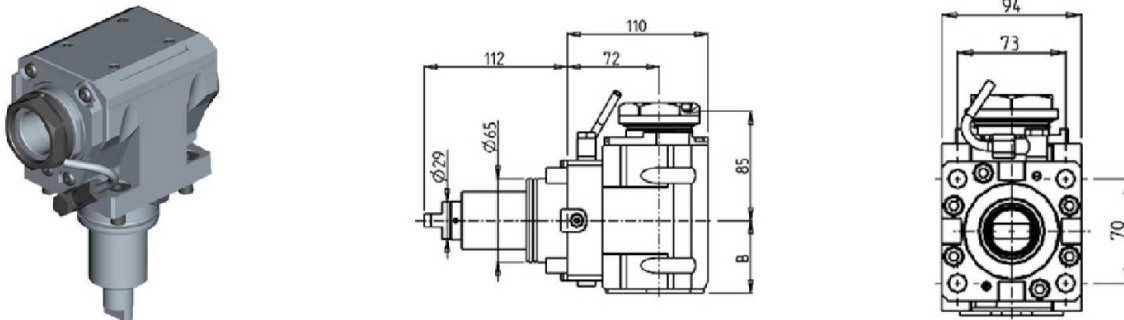


Part Number	Description	Spindle	Reversible	I	RPM	Cool Thru	Ext. Cool	A	B
DWO 1170140	Axial MTSK-40 H=72mm	MTSK-40	X	1:1	6000		X	77	54
DWO 1170240	Axial MTSK-40 H=72mm Cool Thru*	MTSK-40	X	1:1	6000	X	X	77	65
DWO 1170150	Axial MTSK-50 H=72mm	MTSK-50	X	1:1	6000		X	79	54
DWO 1170250	Axial MTSK-50 H=72mm Cool Thru*	MTSK-50	X	1:1	6000	X	X	79	65

* Coolant Thru tools are designed for 1000 psi.
They require 5 Micron Filtration and **CANNOT** be run dry.

QUICK CHANGE AXIAL MTSK REINFORCED DRIVEN TOOL H=72mm

See Accessories for MTSK Quick Change Tool Holder Clamps



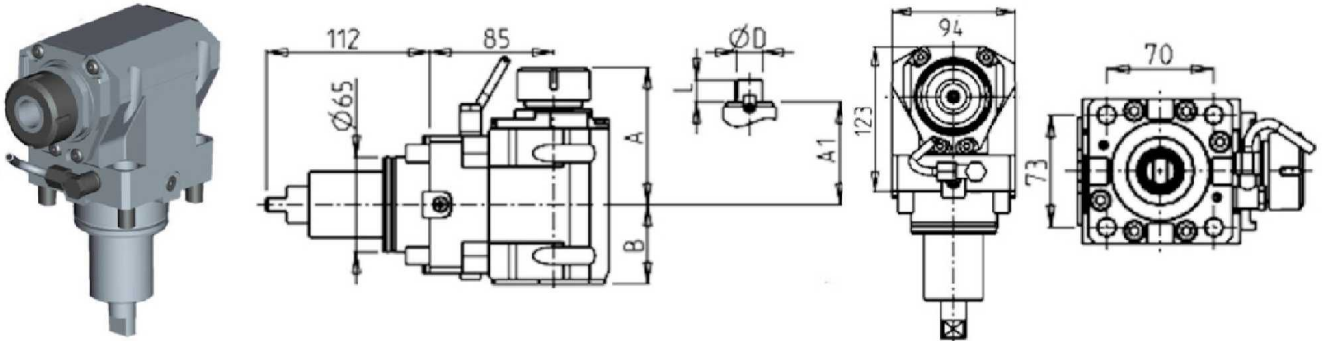
Part Number	Description	Spindle	I	RPM	Reversible	Cool Thru	Ext Cool	B
DWO 2180150	Axial MTSK-50 H=72mm	MTSK-50	1:1	6000	X		X	56.5
DWO 2180250	Axial MTSK-50 H=72mm Cool Thru*	MTSK-50	1:1	6000	X	X	X	67.5

* Coolant Thru tools are designed for 1000 psi.
They require 5 Micron Filtration and **CANNOT** be run dry.

(BMT65) NL2500/3000 M/BM

DRIVEN

AXIAL DRIVEN TOOL H=85mm



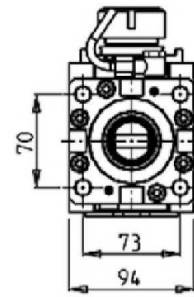
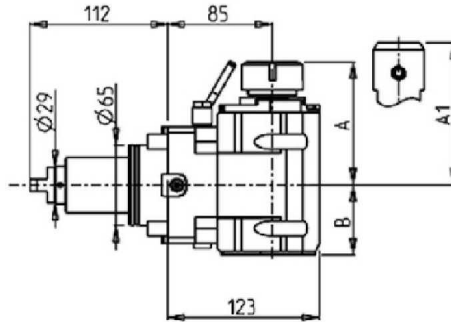

Part Number	Description	Spindle	Reversible	I	RPM	Cool Thru	Ext. Cool	A	A1	B	D	L
DWO 1130125	Axial ER25 H=85mm	ER25	X	1:1	6000		X	91.16		54		
DWO 1130225	Axial ER25 H=85mm Cool Thru*	ER25	X	1:1	6000	X	X	91.16		65		
DWO 1130325	Axial ERA25 H=85mm	ERA25	X	1:1	6000		X	65		54		
DWO 1130425	Axial ERA25 H=85mm Cool Thru*	ERA25	X	1:1	6000	X	X	65		65		
DWO 1130132	Axial ER32 H=85mm	ER32	X	1:1	6000		X	93.66		54		
DWO 1130232	Axial ER32 H=85mm Cool Thru*	ER32	X	1:1	6000	X	X	93.66		65		
DWO 1130140	Axial ER40 H=85mm	ER40	X	1:1	6000		X	98.16		54		
DWO 1130240	Axial ER40 H=85mm Cool Thru*	ER40	X	1:1	6000	X	X	98.16		65		
DWO 1130516	Axial Mill Head D=16mm, L=17mm	16x17	X	1:1	6000		X		67.5	54	16	17
DWO 1130522	Axial Mill Head D=22mm, L=19mm	22x19	X	1:1	6000		X		67.5	54	22	19
DWO 1130527	Axial Mill Head D=27mm, L=21mm	27x21	X	1:1	6000		X		70	54	27	21

* Coolant Thru tools are designed for 1000 psi.
They require 5 Micron Filtration and **CANNOT** be run dry.

(BMT65) NL2500/3000 M/BM

DRIVEN

AXIAL REINFORCED DRIVEN TOOL H=85mm



Part Number	Description	Spindle	I	RPM	Reversible	Cool Thru	Ext Cool	A	A1	B
DWO 2480132	Axial Reinforced ER32	ER32	1:1	6000	X		X	99.7		56.5
DWO 2480232	Axial Reinforced ER32 Cool Thru*	ER32	1:1	6000	X	X	X	99.7		67.5
DWO 2480725	Axial Reinforced Weldon 25	Weldon 25	1:1	6000	X		X		106	56.5
DWO 2480825	Axial Reinforced Weldon 25 Cool Thru*	Weldon 25	1:1	6000	X	X	X		106	67.5

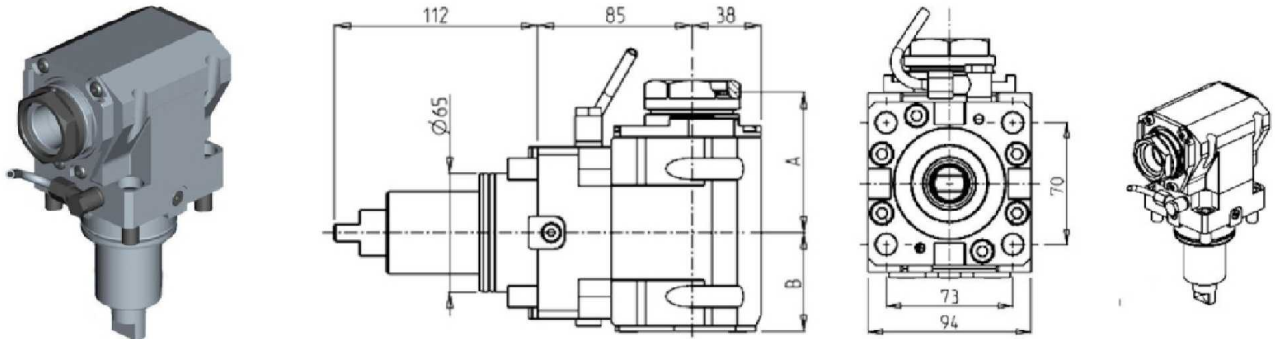
* Coolant Thru tools are designed for 1000 psi.
They require 5 Micron Filtration and **CANNOT** be run dry.

(BMT65) NL2500/3000 M/BM

DRIVEN

QUICK CHANGE AXIAL MTSK DRIVEN TOOL H=85mm

See Accessories for MTSK Quick Change Tool Holder Clamps

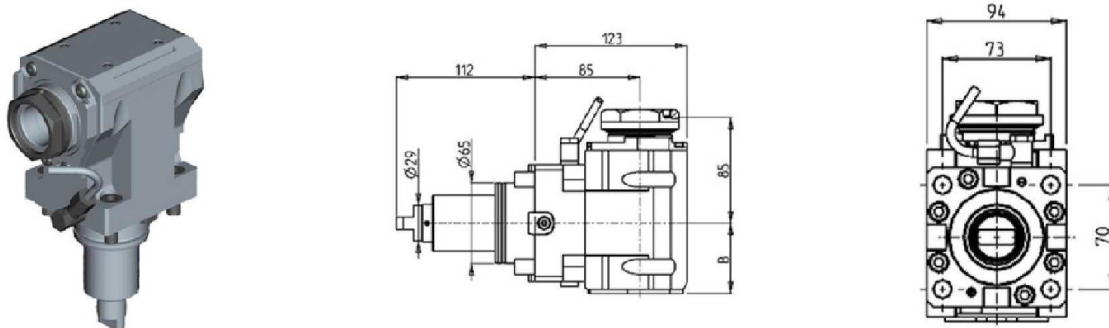


Part Number	Description	Spindle	Reversible	I	RPM	Cool Thru	Ext. Cool	A	B
DWO 1180140	Axial MTSK-40 H=85mm	MTSK-40	X	1:1	6000		X	77	54
DWO 1180240	Axial MTSK-40 H=85mm Cool Thru*	MTSK-40	X	1:1	6000	X	X	77	65
DWO 1180150	Axial MTSK-50 H=85mm	MTSK-50	X	1:1	6000		X	79	54
DWO 1180250	Axial MTSK-50 H=85mm Cool Thru*	MTSK-50	X	1:1	6000	X	X	79	65

* Coolant Thru tools are designed for 1000 psi.
They require 5 Micron Filtration and **CANNOT** be run dry.

QUICK CHANGE AXIAL MTSK REINFORCED DRIVEN TOOL H=85mm

See Accessories for MTSK Quick Change Tool Holder Clamps



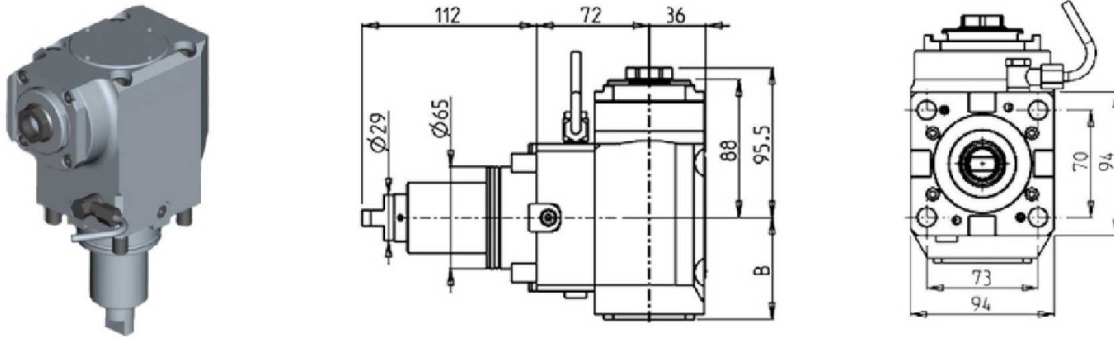
Part Number	Description	Spindle	I	RPM	Reversible	Cool Thru	Ext Cool	B
DWO 2190150	Axial MTSK-50 H=85mm	MTSK-50	1:1	6000	X		X	56.5
DWO 2190250	Axial MTSK-50 H=85mm Cool Thru*	MTSK-50	1:1	6000	X	X	X	67.5

* Coolant Thru tools are designed for 1000 psi.
They require 5 Micron Filtration and **CANNOT** be run dry.

(BMT65) NL2500/3000 M/BM

DRIVEN

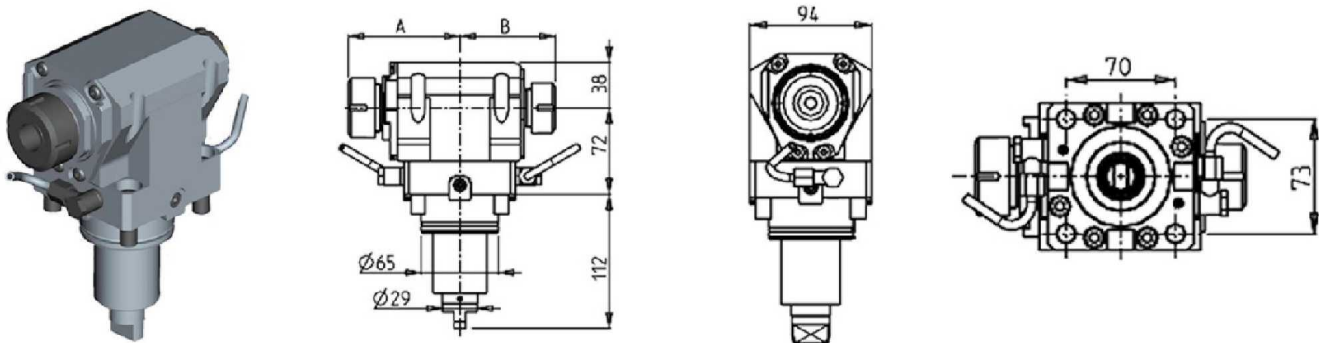
AXIAL GEARED-UP 1:2 DRIVEN TOOL H=72mm



Part Number	Description	Spindle	I	RPM	Reversible	Cool Thru	Ext Cool	B
DWO 3780125	Axial Geared-Up 1:2 ERA25	ERA25	1:2	12000	X		X	64.7
DWO 3780225	Axial Geared-Up 1:2 ERA25 Cool Thru*	ERA25	1:2	12000	X	X	X	73.2

* Coolant Thru tools are designed for 1000 psi.
They require 5 Micron Filtration and **CANNOT** be run dry.

AXIAL OPPOSITE FACE DRIVEN TOOL H=72mm

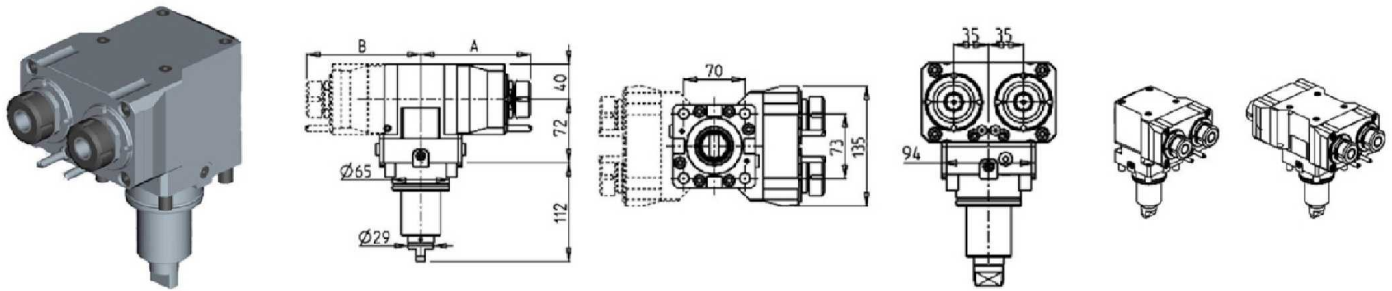


Part Number	Description	Reversible	Spindle	I	RPM	Ext. Cool	A	B
DWO 0720132	Axial Opposite Face ER32+ER25 H=72mm	X	ER32+ER25	1:1	6000	X	93.66	80.16
DWO 0722520	Axial Opposite Face ERA25+ERA20 H=72mm	X	ERA25+ERA20	1:1	6000	X	65	55.5

(BMT65) NL2500/3000 M/BM

DRIVEN

AXIAL SINGLE SIDE TWIN HEAD DRIVEN TOOL IN Y H=72mm



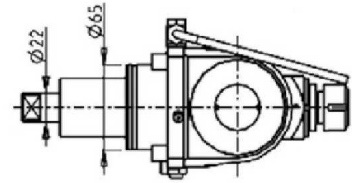
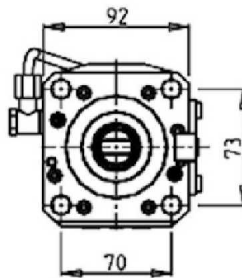
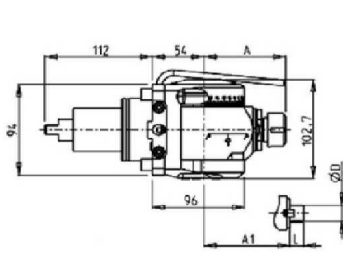
Part Number	Description	Spindle	I	RPM	# of Tools	Reversible	Cool Thru	Ext. Cool	A	B
DWO 1120225	Axial Single Side Twin ER25	ER25	1:1	6000	2	X		X	130.46	60
DWO 1121225	Axial Single Side Twin ER25 Cool Thru	ER25	1:1	6000	2	X	X	X	150.16	60
DWO 1120325	Axial Single Side Twin ERA25	ERA25	1:1	6000	2	X		X	119	60
DWO 1121325	Axial Single Side Twin ERA25 Cool Thru	ERA25	1:1	6000	2	X	X	X	142	60
DWO 1122225	Axial Single Side Twin ER25+ER25	ER25+ER25	1:1	6000	2+2	X		X	130.46	125.46
DWO 1122325	Axial Single Side Twin ERA25+ERA25	ERA25+ERA25	1:1	6000	2+2	X		X	119	114

* Coolant Thru tools are designed for 1000 psi.
They require 5 Micron Filtration and **CANNOT** be run dry.

(BMT65) NL2500/3000 M/BM

DRIVEN

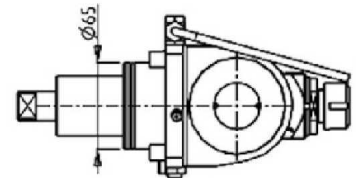
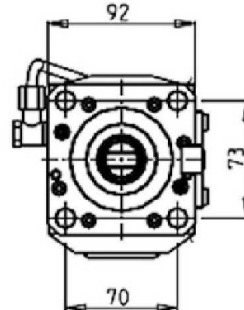
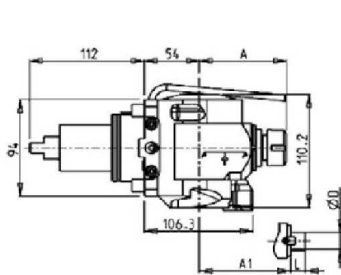
0-180 ADJUSTABLE ANGLE DRIVEN TOOL H=54mm



Part Number	Description	Spindle	I	RPM	Reversible	Ext Cool	A	A1	D	L
DWO 1920120	0-180 Adjustable Angle ER20	ER20	1:1	6000	X	X	85.16			
DWO 1920125	0-180 Adjustable Angle ER25	ER25	1:1	6000	X	X	86.16			
DWO 1920519	0-180 Adjustable Angle 3/4"x3/4"	3/4"x3/4"	1:1	6000	X	X	65	3/4"	3/4"	
DWO 1920516	0-180 Adjustable Angle 16x17mm	16x17mm	1:1	6000	X	X	65	16	17	
DWO 1920522	0-180 Adjustable Angle 22x19mm	22x19mm	1:1	6000	X	X	66	22	19	

Note : Wrenches are provided with the purchase of Specialty Toolholders

0-180 ADJUSTABLE ANGLE DRIVEN TOOL WITH DIGITAL DISPLAY H=54mm



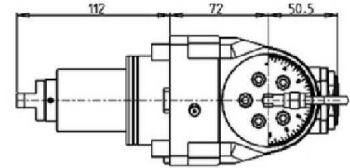
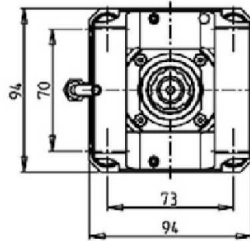
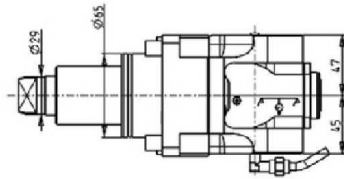
Part Number	Description	Spindle	I	RPM	Reversible	Ext Cool	A	A1	D	L
DWO 1850120	0-180 Adj. Angle ER20 with Digital Display	ER20	1:1	6000	X	X	85.16			
DWO 1850125	0-180 Adj. Angle ER25 with Digital Display	ER25	1:1	6000	X	X	86.16			
DWO 1850519	0-180 Adj. Angle 3/4"x3/4" with Digital Display	3/4"x3/4"	1:1	6000	X	X	65	3/4"	3/4"	
DWO 1850516	0-180 Adj. Angle 16x17mm with Digital Display	16x17mm	1:1	6000	X	X	65	16	17	
DWO 1850522	0-180 Adj. Angle 22x19mm with Digital Display	22x19mm	1:1	6000	X	X	66	22	19	

Note : Wrenches are provided with the purchase of Specialty Toolholders

(BMT65) NL2500/3000 M/BM

DRIVEN

0-180 ADJUSTABLE ANGLE DRIVEN TOOL H=72mm



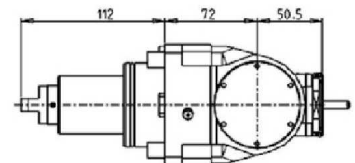
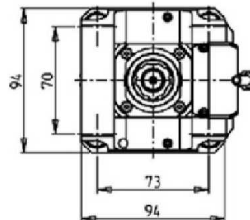
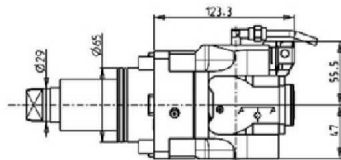
Part Number	Description	Spindle	I	RPM	Reversible	Cool Thru	Ext Cool
DWO 1940120	0-180 Adjustable Angle ERA20	ERA20	1:1	6000	X		X
DWO 1940220	0-180 Adjustable Angle ERA20 Cool Thru*	ERA20	1:1	6000	X	X	X

* Coolant Thru tools are designed for 1000 psi.
They require 5 Micron Filtration and **CANNOT** be run dry.

Note :

Wrenches are provided with the purchase of Specialty Toolholders

0-180 ADJUSTABLE ANGLE DRIVEN TOOL WITH DIGITAL DISPLAY H=72mm



Part Number	Description	Spindle	I	RPM	Reversible	Cool Thru	Ext Cool
DWO 1945120	0-180 Adj. Angle ERA20 with Digital Display	ERA20	1:1	6000	X		X
DWO 1945220	0-180 Adj. Angle ERA20 with Digital Display Cool Thru*	ERA20	1:1	6000	X	X	X

* Coolant Thru tools are designed for 1000 psi.
They require 5 Micron Filtration and **CANNOT** be run dry.

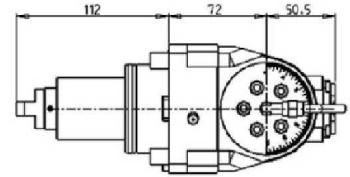
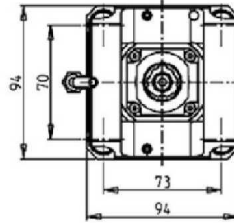
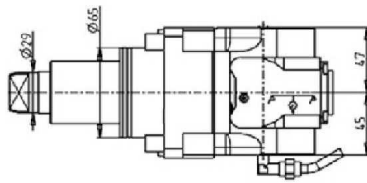
Note :

Wrenches are provided with the purchase of Specialty Toolholders

(BMT65) NL2500/3000 M/BM

DRIVEN

0-180 ADJUSTABLE ANGLE DRIVEN TOOL GEARED-UP 1:2 H=72mm



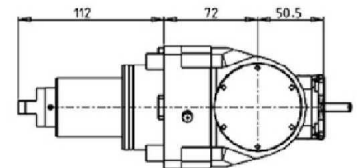
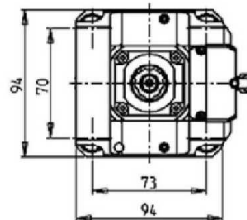
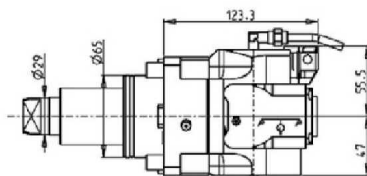
Part Number	Description	Spindle	I	RPM	Reversible	Cool Thru	Ext Cool
DWO 1940316	0-180 Adj. Angle Geared-Up ERA16	ERA16	1:2	12000	X		X
DWO 1940416	0-180 Adj. Angle Geared-Up ERA16 Cool Thru*	ERA16	1:2	12000	X	X	X

* Coolant Thru tools are designed for 1000 psi.
They require 5 Micron Filtration and **CANNOT** be run dry.

Note :

Wrenches are provided with the purchase of Specialty Toolholders

0-180 ADJUSTABLE ANGLE DRIVEN TOOL GEARED-UP 1:2 WITH DIGITAL DISPLAY H=72mm



Part Number	Description	Spindle	I	RPM	Reversible	Cool Thru	Ext Cool
DWO 1945316	0-180 Adj. Angle Geared-Up ERA16 with Digital Display	ERA16	1:2	12000	X		X
DWO 1945416	0-180 Adj. Angle Geared-Up ERA16 with Digital Display Cool Thru*	ERA16	1:2	12000	X	X	X

* Coolant Thru tools are designed for 1000 psi.
They require 5 Micron Filtration and **CANNOT** be run dry.

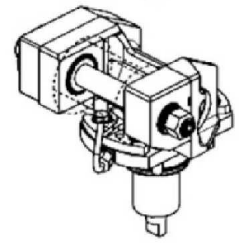
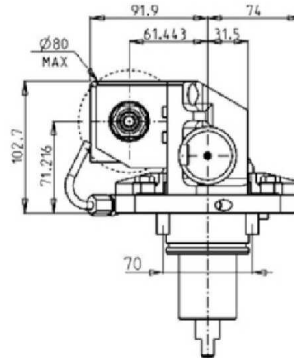
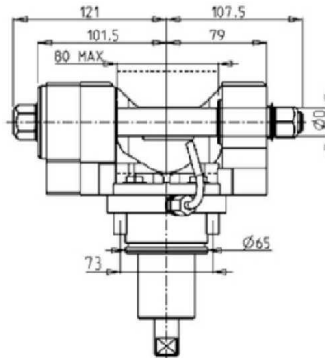

Note :

Wrenches are provided with the purchase of Specialty Toolholders

(BMT65) NL2500/3000 M/BM

DRIVEN

DRIVEN GEAR HOBBER



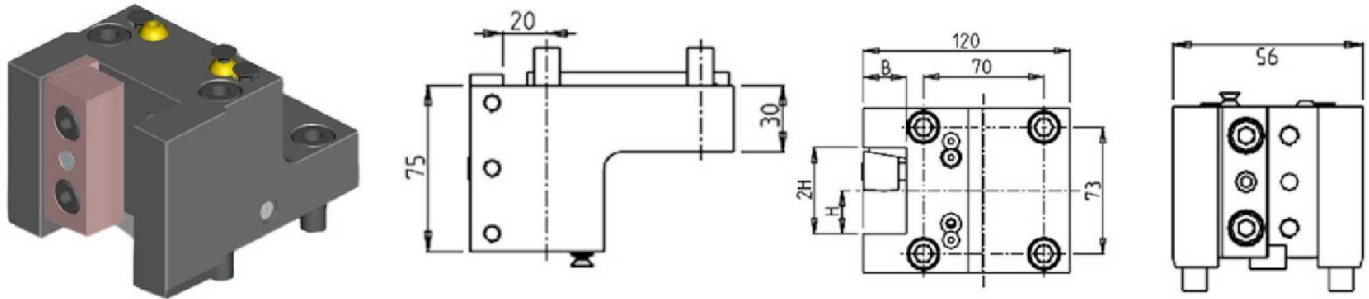
Part Number	Description	Reversible	I	RPM	Ext. Cool	D mm	D Inch
0321100	Gear Hobbing Tool 1:1	X	1:1	6000	X	16-22-27-32	3/4"-1"-1 1/4"
0322100	Gear Hobbing Tool 2:1 Geared Down	X	2:1	3000	X	16-22-27-32	3/4"-1"-1 1/4"

Note : Wrenches are provided with the purchase of Specialty Toolholders

(BMT65) NL2500/3000 M/BM

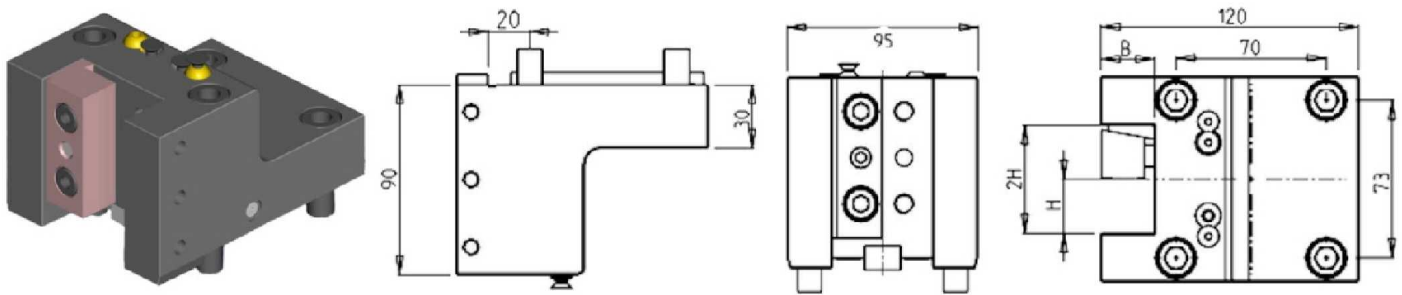
STATIC

RADIAL SINGLE STATIC TOOL H=75mm



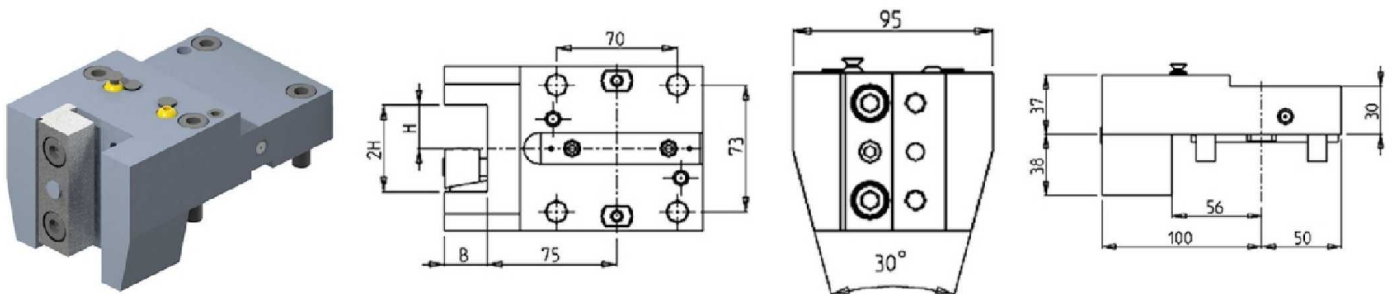
Part Number	Description	# of Tools	Reversible	Cool Thru	Ext Cool	Dimensions	B	H
DWO 1422540	Radial Static Tool 1"	1	X		X	Inch	1"	1"
DWO 1422500	Radial Static Tool $\varnothing 25$ mm	1	X		X	mm	25	25
DWO 1422510	Radial Static Tool $\varnothing 25$ mm Cool Thru*	1	X	X	X	mm	25	25

RADIAL SINGLE STATIC TOOL H=90mm



Part Number	Description	# of Tools	Reversible	Dimensions	B	H
DWO 0482540	Radial Static Tool: 1" H=90mm	1	X	Inch	1"	1"
DWO 0482000	Radial Static Tool: 20mm H=90mm	1	X	mm	20	20
DWO 0482500	Radial Static Tool: 25mm H=90mm	1	X	mm	25	25

RADIAL REAR-SET SINGLE STATIC TOOL

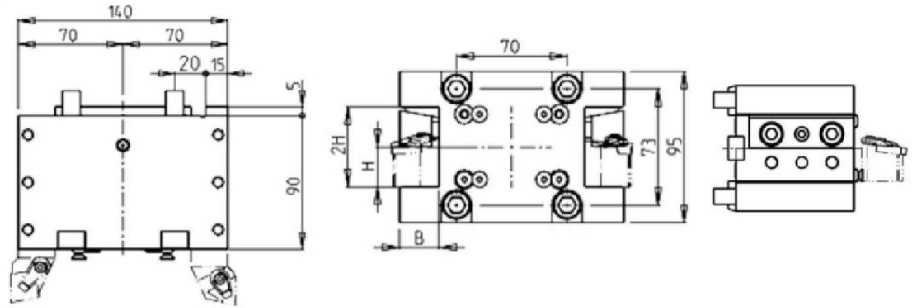
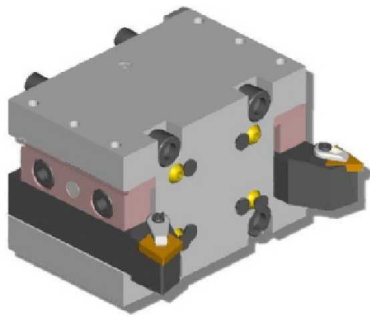


Part Number	Description	# of Tools	Dimensions	B	H
DWO 3652500	Radial Rear-Set Single Static Tool $\varnothing 25$ mm	1	mm	25	25

(BMT65) NL2500/3000 M/BM

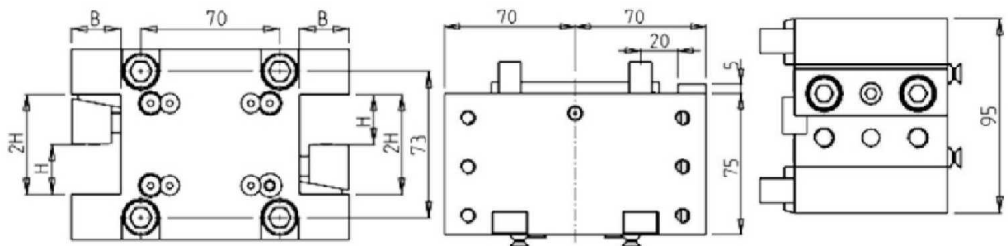

STATIC

RADIAL DOUBLE STATIC TOOL H=90mm



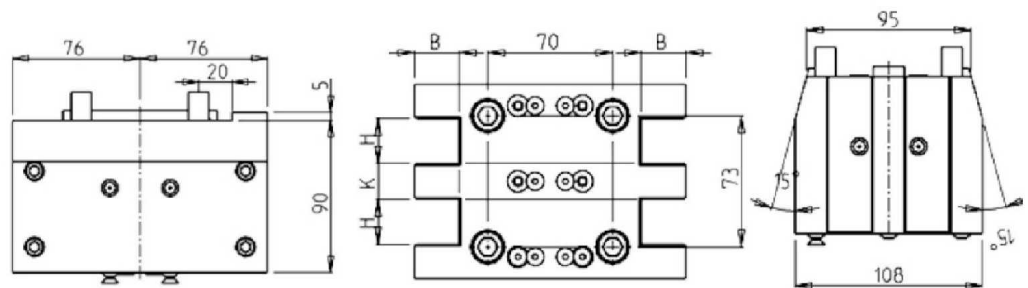

Part Number	Description	# of Tools	Reversible	Cool Thru	Ext Cool	Dimensions	B	H
DWO 0272540	Radial Double Static Tool 1"	2	X		X	Inch	1"	1"
DWO 0272000	Radial Double Static Tool \varnothing 20mm	2	X		X	mm	20	20
DWO 0272500	Radial Double Static Tool \varnothing 25mm	2	X		X	mm	25	25
DWO 0272510	Radial Double Static Tool \varnothing 25mm Cool Thru*	2	X	X	X	mm	25	25

RADIAL DOUBLE STATIC TOOL H=75mm



Part Number	Description	# of Tools	Reversible	Dimensions	B	H
DWO 0672000	Radial Double Static Tool 20mm H=75mm	2	X	mm	20	20
DWO 0672500	Radial Double Static Tool 25mm H=75mm	2	X	mm	25	25

RADIAL DOUBLE SIDE TWIN STATIC TOOL

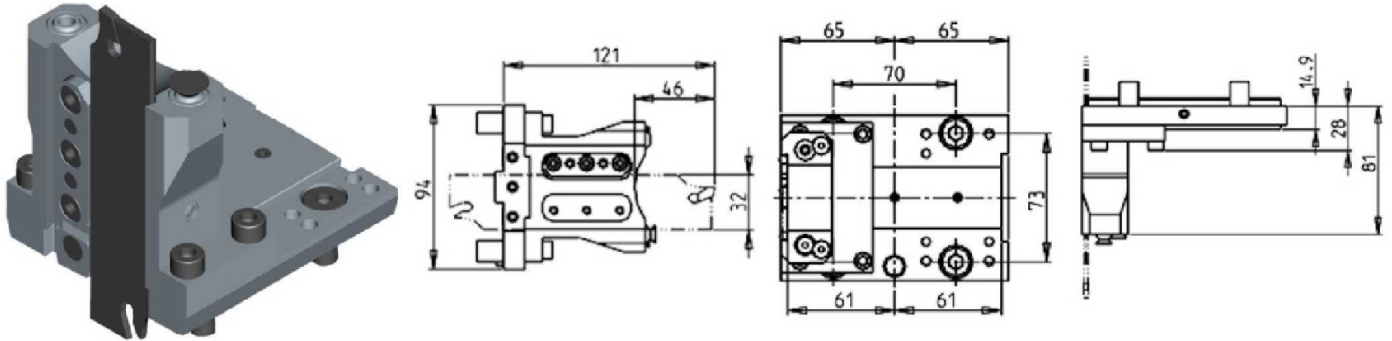


Part Number	Description	# of Tools	Reversible	Dimensions	H	K	B
DWO 0622540	Radial Double Side Twin Static Tool H=1"	4	X	Inch	1"	3/4"	1"
DWO 0622500	Radial Double Side Twin Static Tool H=25mm	4	X	mm	25	20	25

(BMT65) NL2500/3000 M/BM

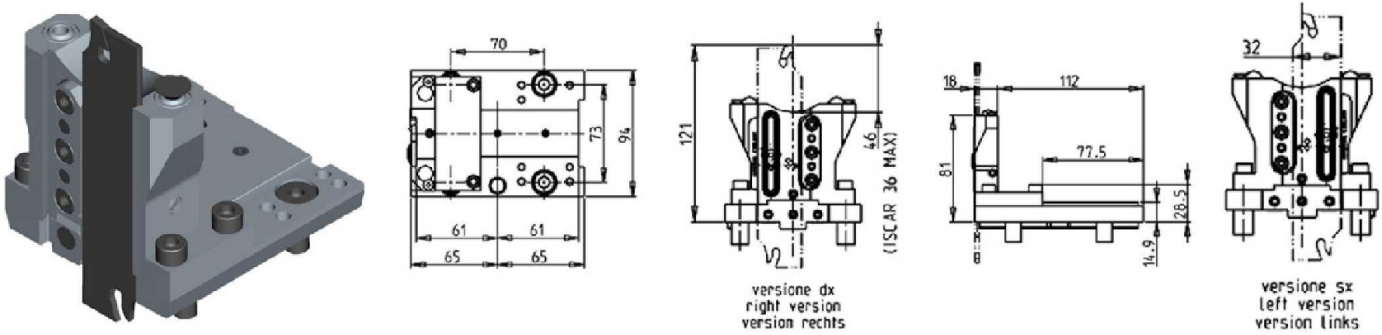
STATIC

RADIAL BLADE HOLDER WITH BLADE KIT



Part Number	Description	# of Tools	Reversible	Ext Cool
DWO 1410132	Radial Blade Holder with Blade Kit	1	X	X
BLADEKIT	Blade Kit: 1 Blade, 10 Inserts			

RADIAL BLADE HOLDER WITH INTERNAL COOLANT-BLADE KIT NOT INCLUDED

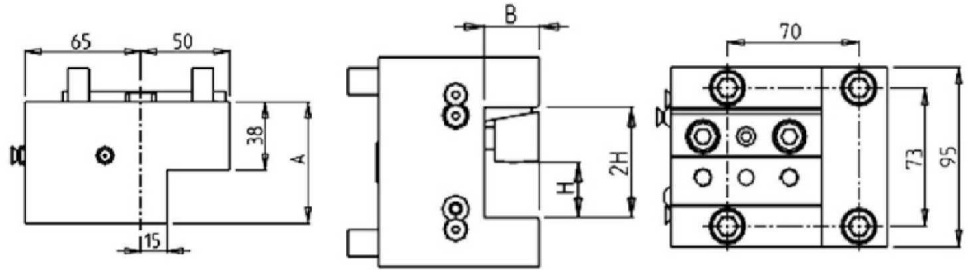



Part Number	Description	# of Tools	Reversible	Ext Cool	Cool Thru
DWO 1730132R	Radial Blade Holder with Cool Thru (Right Hand)	1	X	X	X
DWO 1730132L	Radial Blade Holder with Cool Thru (Left Hand)	1	X	X	X
COOL THRU BLADEKIT	Blade Kit: 1 Blade, 10 Inserts				

(BMT65) NL2500/3000 M/BM

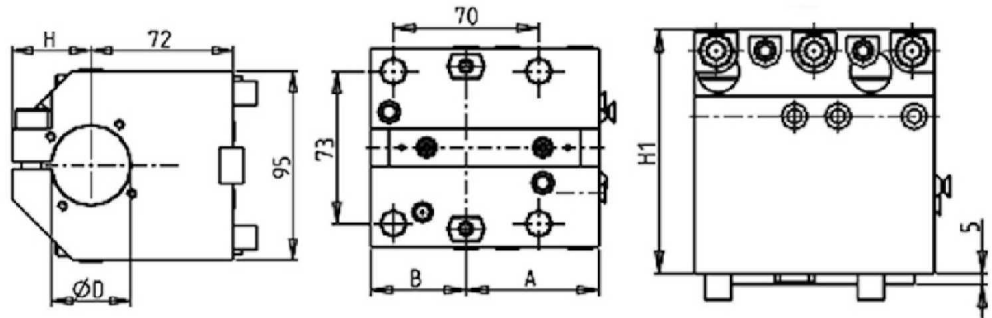

STATIC

AXIAL SINGLE STATIC TOOL



Part Number	Description	# of Tools	Reversible	Cool Thru	Ext Cool	Dimensions	A	B	H
DWO 1452540	Axial Static Tool 1"	1	X		X	Inch	68	1"	1"
DWO 1452500	Axial Static Tool 25mm	1	X		X	mm	68	25	25
DWO 3462510	Axial Static Tool 25mm Cool Thru*	1	X	X	X	mm	90	25	25

AXIAL SINGLE BORING BAR HOLDER H=72mm

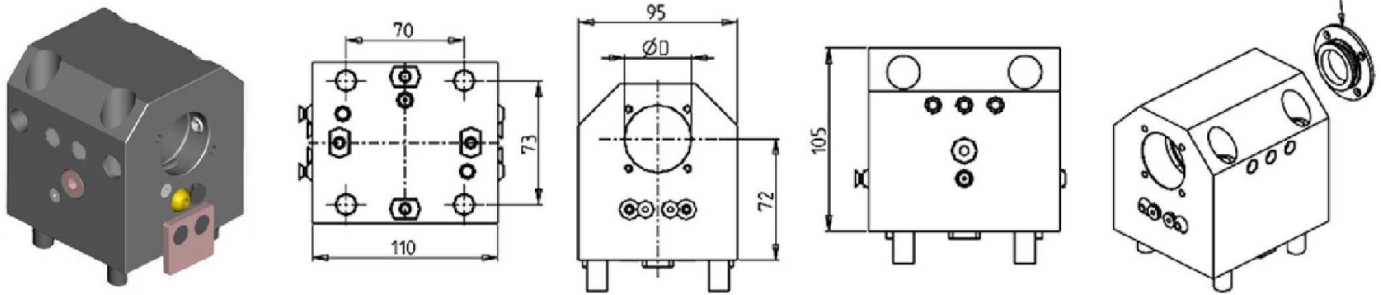


Part Number	Description	# of Tools	Reversible	Cool Thru	Ext. Cool	Dim.	D	A	B	H	H1
0833810	Axial Single BBH: 1-1/2"	1	X	X	X	Inch	1 1/2"	64	46	40	112
0835080	Axial Single BBH: 2"	1	X	X	X	Inch	2"	64	46	46.5	118
0832500	Axial Single BBH: 25mm	1	X	X	X	mm	25	55	55	33	105
0834000	Axial Single BBH: 40mm	1	X	X	X	mm	40	64	46	40	112
0835000	Axial Single BBH: 50mm	1	X	X	X	mm	50	64	46	46.5	118
KIT 1003004	Plug & Seal Kit for 1 1/2" BBH to Make Cool Thru										
KIT 1003006	Plug & Seal Kit for 25mm BBH to Make Cool Thru										
KIT 1003003	Plug & Seal Kit for 40mm BBH to Make Cool Thru										
KIT 1003002	Plug & Seal Kit for 50mm or 2" BBH to Make Cool Thru										

(BMT65) NL2500/3000 M/BM

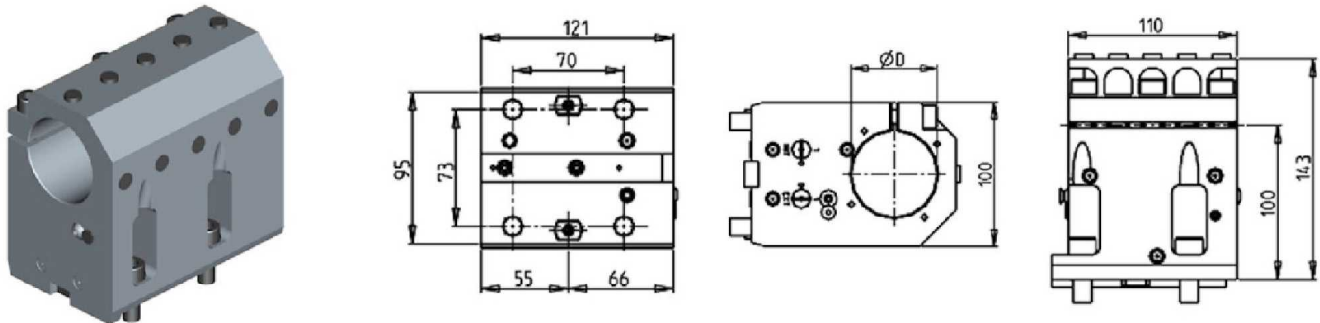
STATIC

AXIAL SINGLE BORING BAR HOLDER H=72mm



Part Number	Description	# of Tools	Reversible	Cool Thru	Ext Cool	Dimensions	D
DWO 2882500	Axial Single BBH: 25mm	1	X	X	X	mm	25
DWO 2884000	Axial Single BBH: 40mm	1	X	X	X	mm	40
KIT 1000006	Plug for 25mm or 1" BBH to Make Cool Thru						
KIT 1000003	Plug for 40mm BBH to Make Cool Thru						

AXIAL SINGLE BORING BAR HOLDER 60mm H=100mm

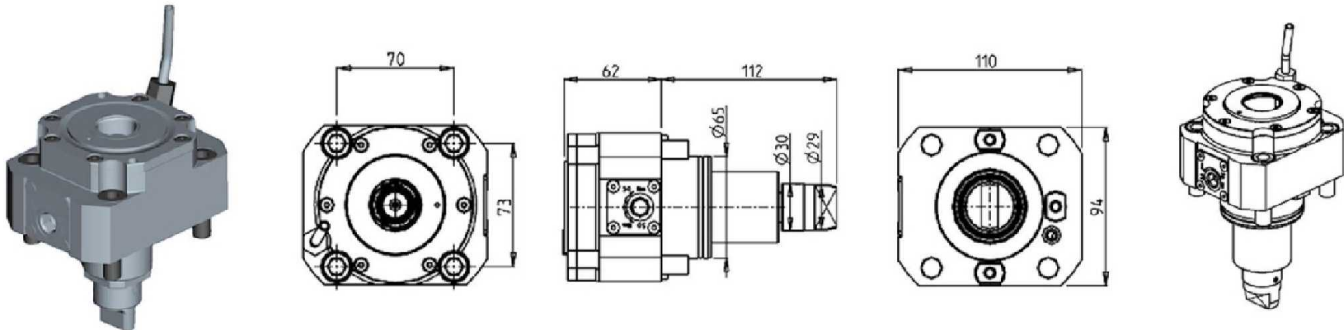


Part Number	Description	# of Tools	Reversible	Cool Thru	Ext. Cool	Dimensions	D
DWO 0746000	Axial Single BBH: 60mm	1	X	X	X	mm	60
KIT 1003025	Plug & Seal Kit for 60mm BBH to Make Cool Thru						

(BMT65) NL2500/3000 M/BM

DRIVEN

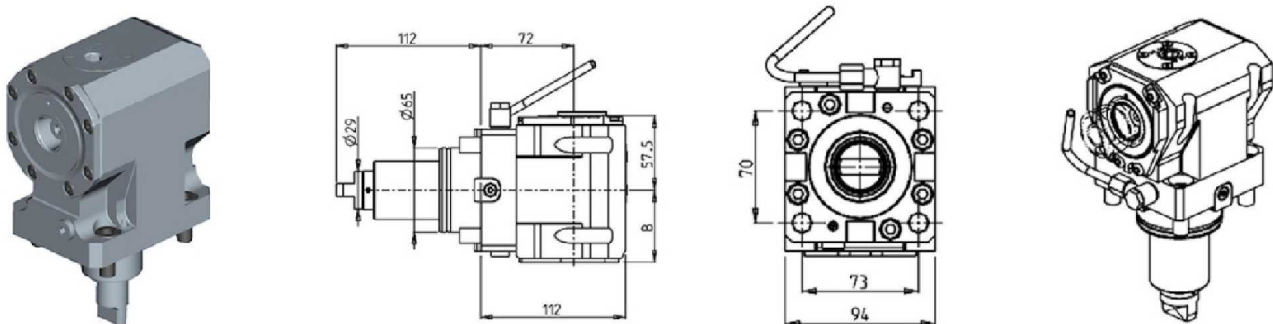
RADIAL DRIVEN TOOL CAPTO C4



Part Number	Description	Size	I	RPM	Cool Thru	Ext Cool
DWO 3150140	Radial Driven Tool Capto C4	C4	1:1	6000		X
DWO 3150240	Radial Driven Tool Capto C4 Cool Thru*	C4	1:1	6000	X	X

* Coolant Thru tools are designed for 1000 psi.
They require 5 Micron Filtration and **CANNOT** be run dry.

AXIAL DRIVEN TOOL CAPTO C4 H=72mm



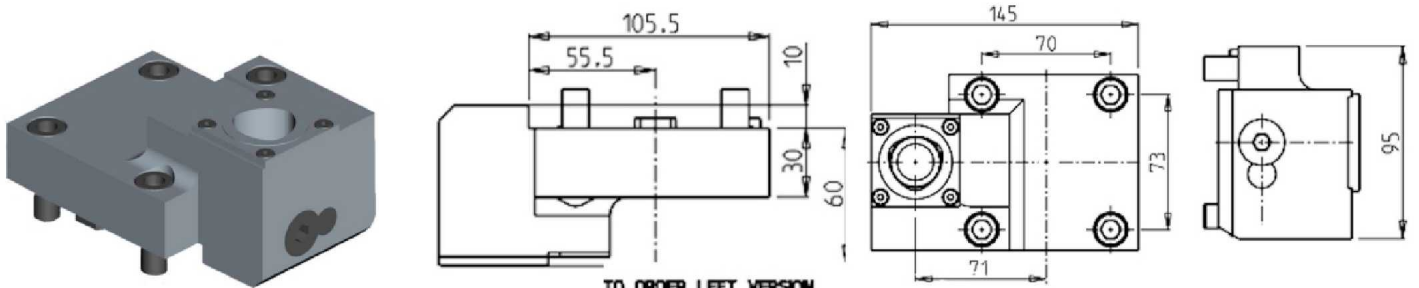
Part Number	Description	Size	I	RPM	Reversible	Cool Thru	Ext Cool	B
DWO 3080140	Axial Driven Tool Capto C4	C4	1:1	6000	X		X	55.5
DWO 3080240	Axial Driven Tool Capto C4 Cool Thru*	C4	1:1	6000	X	X	X	66.5

* Coolant Thru tools are designed for 1000 psi.
They require 5 Micron Filtration and **CANNOT** be run dry.

(BMT65) NL2500/3000 M/BM

STATIC

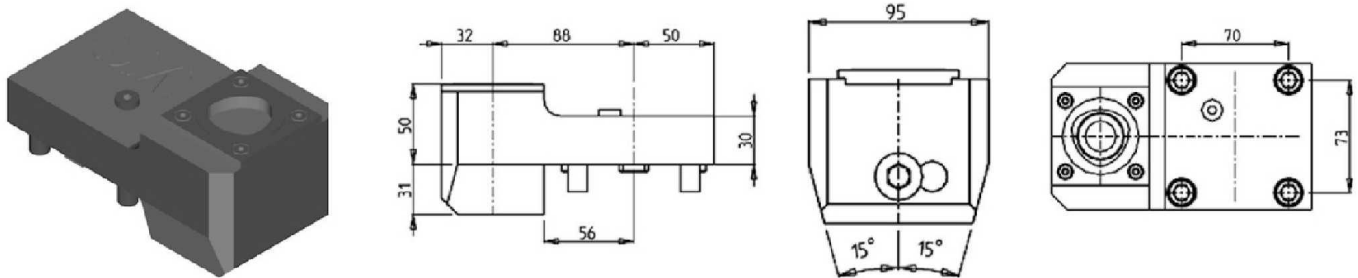
RADIAL SINGLE REAR-SET STATIC CAPTO C4



TO ORDER LEFT VERSION
ADD A "LC" IN THE CODE-CHARTS.
EXAMPLE: MNL0464010 BECOMES MNL0464010LC

Part Number	Description	# of Tools	Cool Thru	Reversible	Size
DWO 1384010	Rear-Set Radial Static Capto C4 Right Hand	1	X	X	C4
DWO 1384010LC	Rear-Set Radial Static Capto C4 Left Hand	1	X	X	C4

RADIAL SINGLE REAR-SET STATIC CAPTO C5

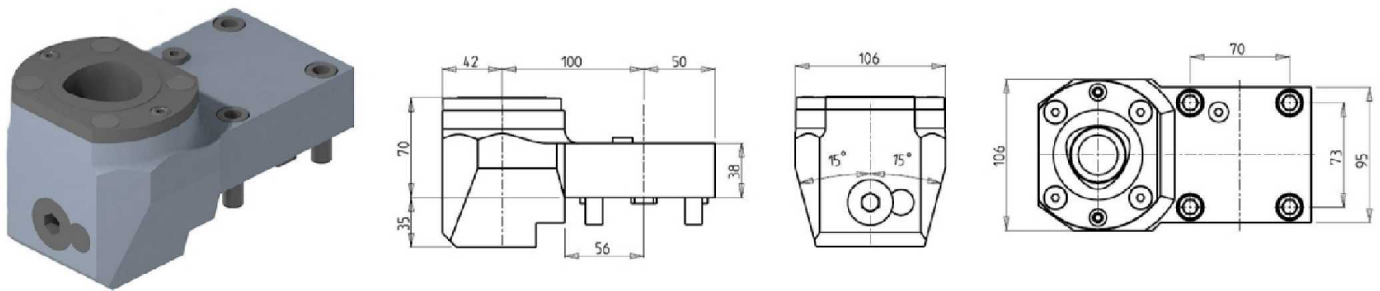


Part Number	Description	# of Tools	Cool Thru	Ext Cool	Reversible	Size
DWO 3505010	Radial Single Rear-Set Capto C5 Right Hand	1	X	X	X	C5
DWO 3505010LC	Radial Single Rear-Set Capto C5 Left Hand	1	X	X	X	C5

(BMT65) NL2500/3000 M/BM

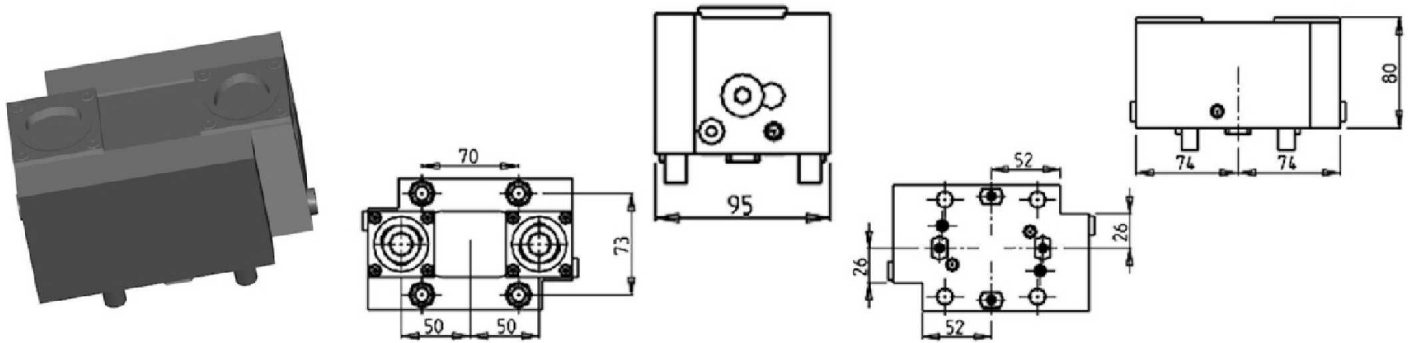
STATIC

RADIAL SINGLE REAR-SET STATIC CAPTO C6



Part Number	Description	# of Tools	Cool Thru	Ext Cool	Reversible	Size
DWO 3176010	Radial Single Rear-Set Capto C6 Right Hand	1	X	X	X	C6
DWO 3176010LC	Radial Single Rear-Set Capto C6 Left Hand	1	X	X	X	C6

RADIAL DOUBLE STATIC TOOL CAPTO C4

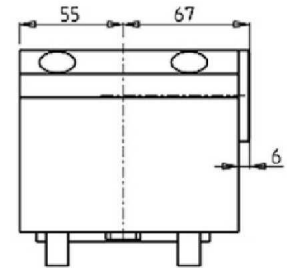
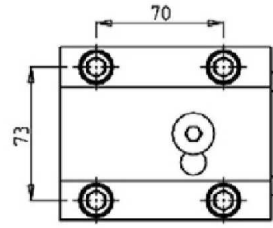
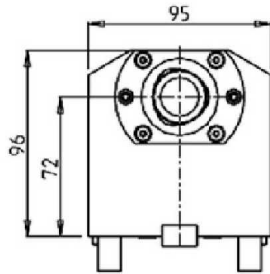


Part Number	Description	# of Tools	Cool Thru	Ext Cool	Reversible	Size
DWO 3424020	Radial Double Static Tool Capto C4 Right Hand	1+1	X	X	X	C4
DWO 3424020LC	Radial Double Static Tool Capto C4 Left Hand	1+1	X	X	X	C4

(BMT65) NL2500/3000 M/BM

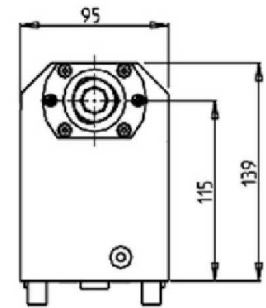
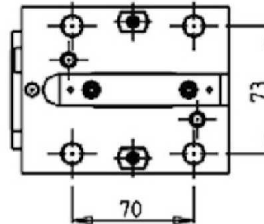

STATIC

AXIAL SINGLE STATIC TOOL CAPTO C4



Part Number	Description	# of Tools	Cool Thru	Reversible	Size
DWO 2644010	Axial Single Static Tool Capto C4 Right Hand	1	X	X	C4
DWO 2644010LC	Axial Single Static Tool Capto C4 Left Hand	1	X	X	C4

AXIAL SINGLE STATIC TOOL CAPTO C4


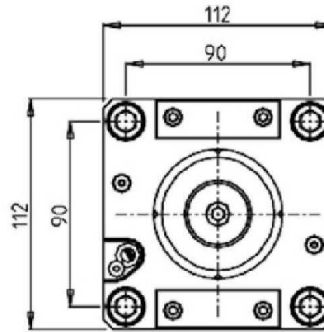
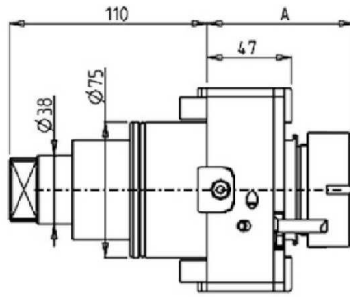



Part Number	Description	# of Tools	Cool Thru	Ext Cool	Reversible	Size
DWO 3414010	Axial Single Static Tool Capto C4 Right Hand	1	X	X	X	C4
DWO 3414010LC	Axial Single Static Tool Capto C4 Left Hand	1	X	X	X	C4

(BMT75) NL4500/5000 M/LM

DRIVEN

RADIAL DRIVEN TOOL

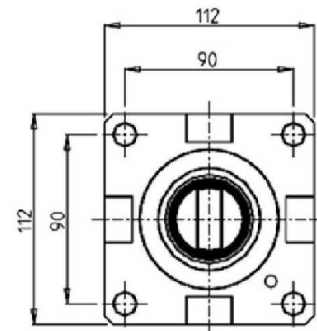
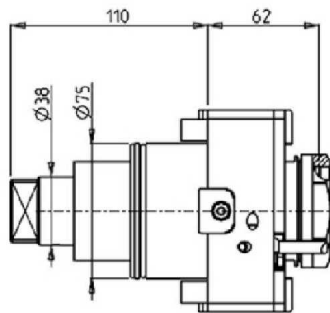


Part Number	Description	Spindle	I	RPM	Cool Thru	Ext Cool	A
DWO 1560332	Radial ERA32	ERA32	1:1	6000		X	50
DWO 1560432	Radial ERA32 Cool Thru*	ERA32	1:1	6000	30 BAR	X	50
DWO 1560140	Radial ER40	ER40	1:1	6000		X	81.7
DWO 3390240	Radial ER40 Cool Thru*	ER40	1:1	6000	70 BAR	X	91.7

* Coolant Thru tools are designed for 400/1000 psi.
They require 5 Micron Filtration and **CANNOT** be run dry.
30 BAR=400 PSI 70 BAR=1000 PSI

QUICK CHANGE RADIAL MTSK-50 DRIVEN TOOL

See Accessories for MTSK Quick Change Tool Holder Clamps



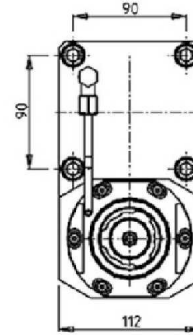
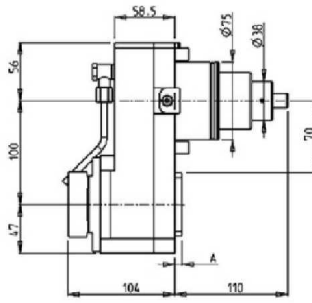

Part Number	Description	Spindle	I	RPM	Cool Thru	Ext Cool
DWO 2130150	Radial MTSK-50	MTSK-50	1:1	6000		X
DWO 2130250	Radial MTSK-50 Cool Thru*	MTSK-50	1:1	6000	X	X

*Coolant Thru tools are designed for 400 psi MAX.
They require 5 Micron Filtration and **CANNOT** be run dry.

(BMT75) NL4500/5000 M/LM

DRIVEN

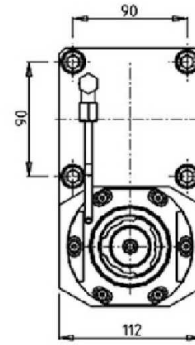
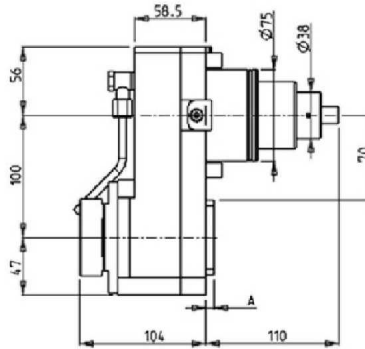

RADIAL DRIVEN TOOL RE-DIRECTED IN Z BY 100mm



Part Number	Description	Spindle	I	RPM	Cool Thru	Ext Cool	A
DWO 1991140	Radial ERA40 Re-Directed in Z by 100mm	ERA40	1:1	6000		X	7
DWO 1992240	Radial ERA40 Re-Directed in Z by 100mm Cool Thru*	ERA40	1:1	6000	X	X	18

* Coolant Thru tools are designed for 1000 psi.
They require 5 Micron Filtration and **CANNOT** be run dry.

RADIAL GEARED-DOWN 2:1 DRIVEN TOOL RE-DIRECTED IN Z BY 100mm



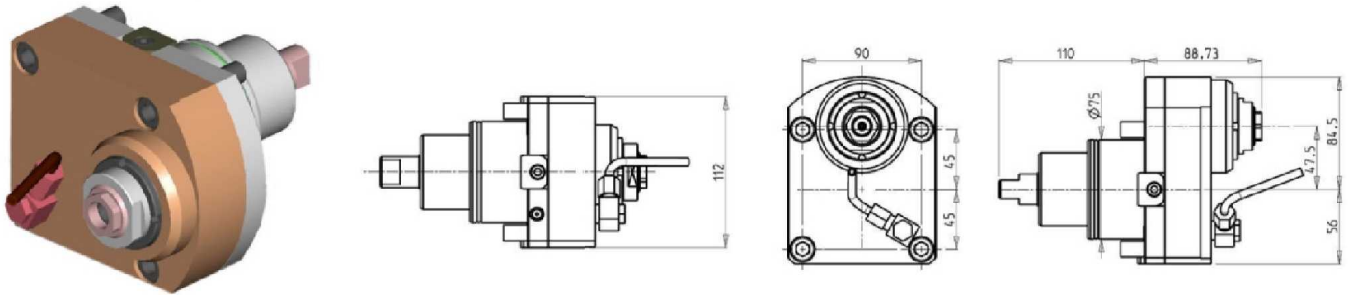
Part Number	Description	Spindle	I	RPM	Cool Thru	Ext Cool	A
DWO 1992140	Radial ERA40 Geared-Down Re-Directed in Z by 100mm	ERA40	2:1	3000		X	7
DWO 1994240	Radial ERA40 Geared-Down Re-Directed in Z by 100mm Cool Thru*	ERA40	2:1	3000	X	X	18

* Coolant Thru tools are designed for 1000 psi.
They require 5 Micron Filtration and **CANNOT** be run dry.

(BMT75) NL4500/5000 M/LM

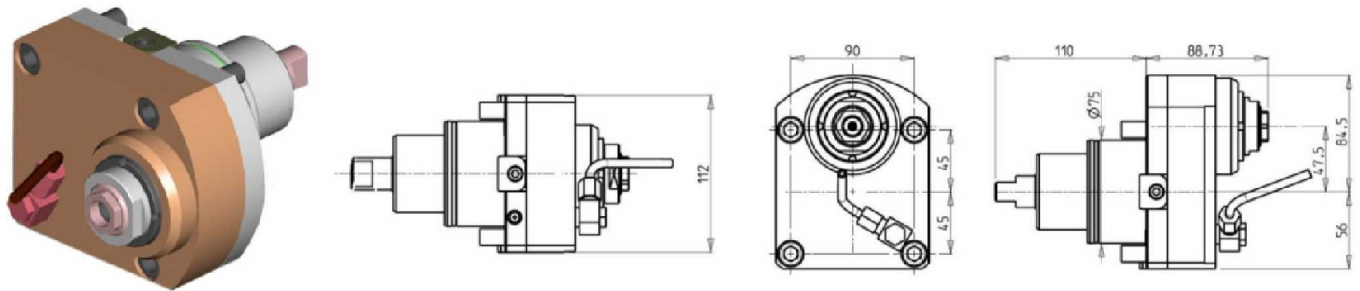
DRIVEN

RADIAL RE-DIRECTED DRIVEN TOOL IN Z BY 47.5mm



Part Number	Description	Reversible	Spindle	I	RPM	Ext. Cool
DWO 0430120	Radial Re-Directed Driven Tool	X	ERA20	1:1	4000	X

RADIAL GEARED-UP 1:2 DRIVEN TOOL RE-DIRECTED IN Z BY 47.5mm

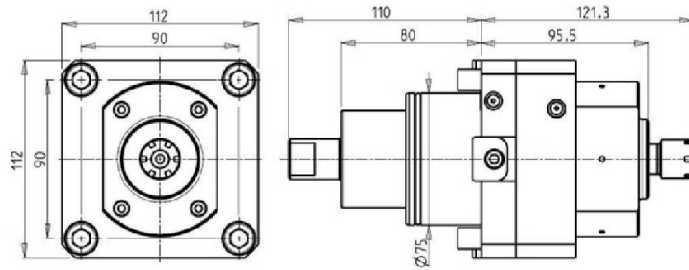



Part Number	Description	Reversible	Spindle	I	RPM	Ext. Cool
DWO 0430220	Geared-Up Re-Directed Driven Tool ERA20	X	ERA20	1:2	8000	X

(BMT75) NL4500/5000 M/LM

DRIVEN

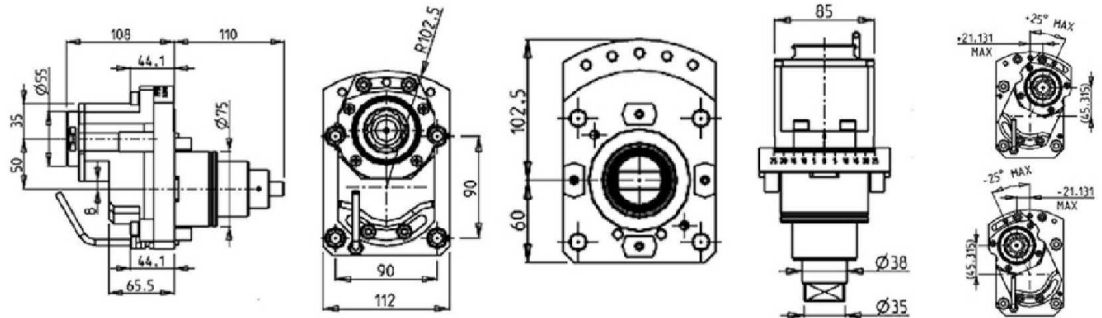
RADIAL GEARED-UP 1:4 DRIVEN TOOL



Part Number	Description	Spindle	I	RPM	Cool Thru
DWO 0450116	Radial Geared-Up ER16 1:4	ER16	1:4	16000	X

*Coolant Thru tools are designed for 400 psi MAX.
They require 5 Micron Filtration and **CANNOT** be run dry.

RADIAL ±25° ADJUSTABLE ANGLE DRIVEN TOOL RE-DIRECTED BY 50mm

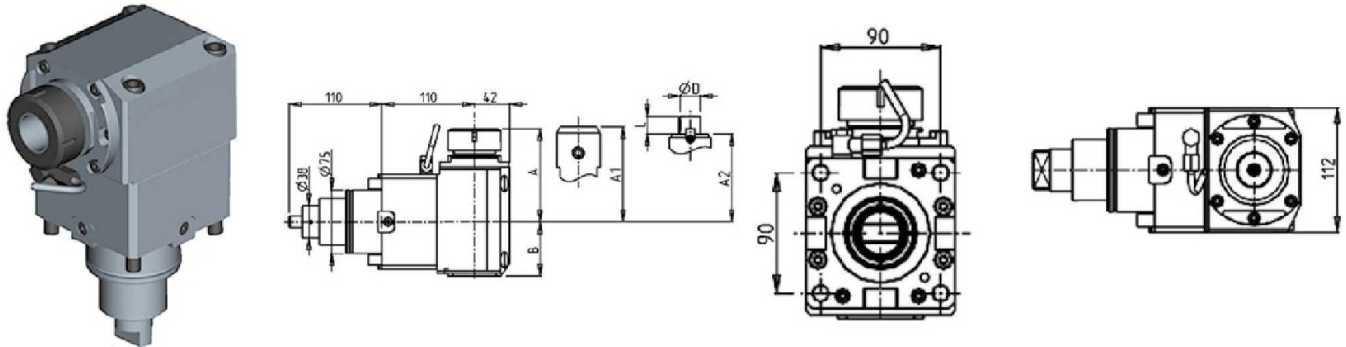


Part Number	Description	Spindle	I	RPM	Reversible	Ext Cool
DWO 2980332	Radial ±25° Adj. Angle Redirected by 50mm	ERA32	1:1	6000	X	X

(BMT75) NL4500/5000 M/LM

DRIVEN

AXIAL REINFORCED DRIVEN TOOL H=110mm

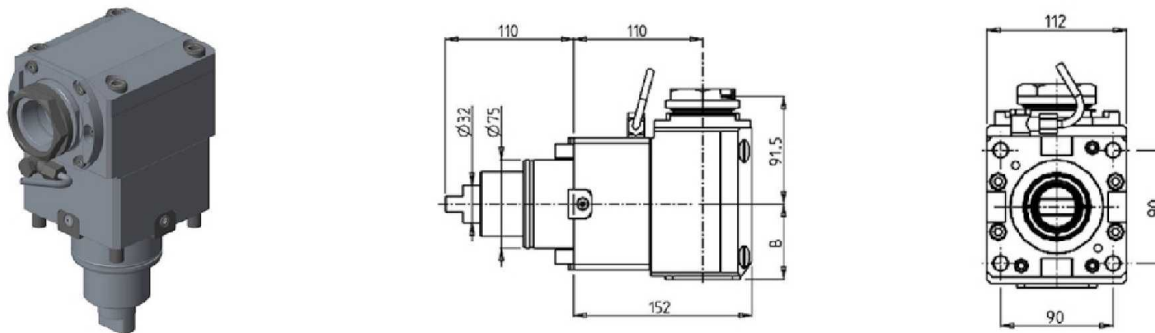


Part Number	Description	Spindle	I	RPM	Cool Thru	Ext. Cool	A	A1	A2	B	D	L
DWO 1340140	Axial ER40 Reinforced	ER40	1:1	6000		X	109.7			64		
DWO 1340240	Axial ER40 Reinforced Cool Thru*	ER40	1:1	6000	X	X	109.7			76.5		
DWO 1340725	Axial Reinforced Weldon25	Weldon25	1:1	6000		X		109.5		64		
DWO 1340825	Axial Reinforced Weldon25 Cool Thru*	Weldon25	1:1	6000	X	X		109.5		76.5		
DWO 1340522	Axial Reinforced Mill Head Ø22x19	22x19	1:1	6000		X				89	64	22 19

* Coolant Thru tools are designed for 1000 psi.
They require 5 Micron Filtration and **CANNOT** be run dry.

QUICK CHANGE AXIAL MTSK-50 REINFORCED DRIVEN TOOL H=110mm

See Accessories for MTSK Quick Change Tool Holder Clamps



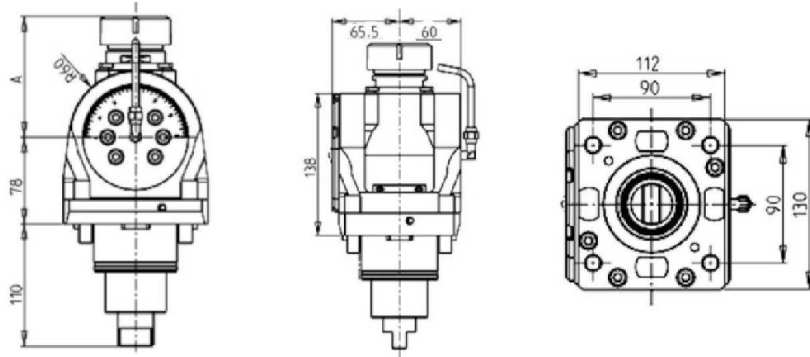
Part Number	Description	Spindle	I	RPM	Reversible	Cool Thru	Ext Cool	B
DWO 2160150	Axial Reinforced MTSK-50	MTSK-50	1:1	6000	X		X	64
DWO 2160250	Axial Reinforced MTSK-50 Cool Thru*	MTSK-50	1:1	6000	X	X	X	76.5

* Coolant Thru tools are designed for 1000 psi.
They require 5 Micron Filtration and **CANNOT** be run dry.

(BMT75) NL4500/5000 M/LM

DRIVEN

0-180 ADJUSTABLE ANGLE DRIVEN TOOL



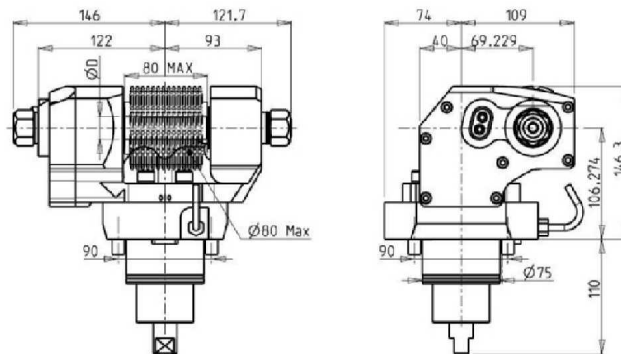

Part Number	Description	Spindle	I	RPM	Cool Thru	Ext. Cool	A
DWO 0820332	0-180 Adj. Angle ERA32	ERA32	1:1	6000		X	81
DWO 0820432	0-180 Adj. Angle ERA32 Cool Thru*	ERA32	1:1	6000	X	X	81
DWO 0820140	0-180 Adj. Angle ER40	ER40	1:1	6000		X	108.66
DWO 0820240	0-180 Adj. Angle ER40 Cool Thru*	ER40	1:1	6000	X	X	108.66

* Coolant Thru tools are designed for 1000 psi.
They require 5 Micron Filtration and **CANNOT** be run dry.

Note :

Wrenches are provided with the purchase of Specialty Toolholders

GEAR HOBBER- REINFORCED



Part Number	Description	Reversible	I	RPM	Ext. Cool	D mm	D Inch
DWO 0251100	Gear Hobbing Tool	X	1:1	4000	X	16-22-27-32	3/4"-1"-1 1/4"
DWO 0252100	Gear Hobbing Tool Geared Down	X	2:1	2000	X	16-22-27-32	3/4"-1"-1 1/4"

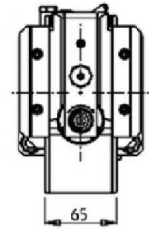
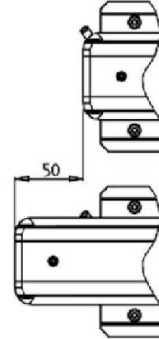
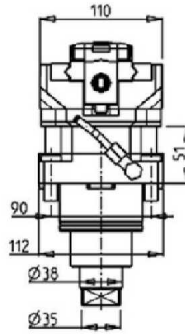
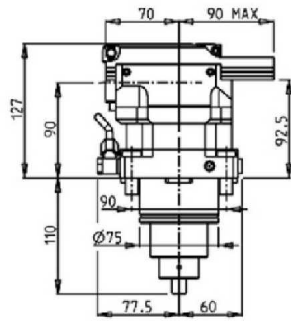

Note :

Wrenches are provided with the purchase of Specialty Toolholders

(BMT75) NL4500/5000 M/LM

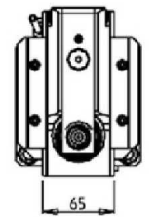
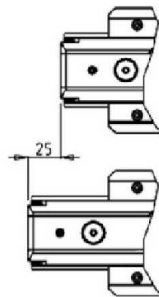
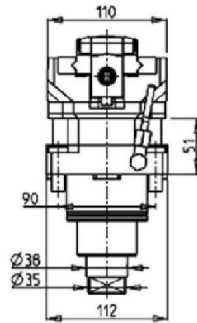
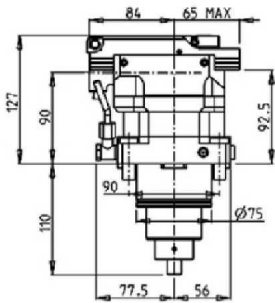
DRIVEN

BROACHING/SLOTING TOOL 50mm STROKE H=90mm



Part Number	Description	I	MAX RPM	Reversible	Ext Cool
DWO 1980100	Broaching/Slotting Tool 50mm Stroke H=90mm	4:1	2000	X	X

BROACHING/SLOTING TOOL 25mm STROKE H=90mm

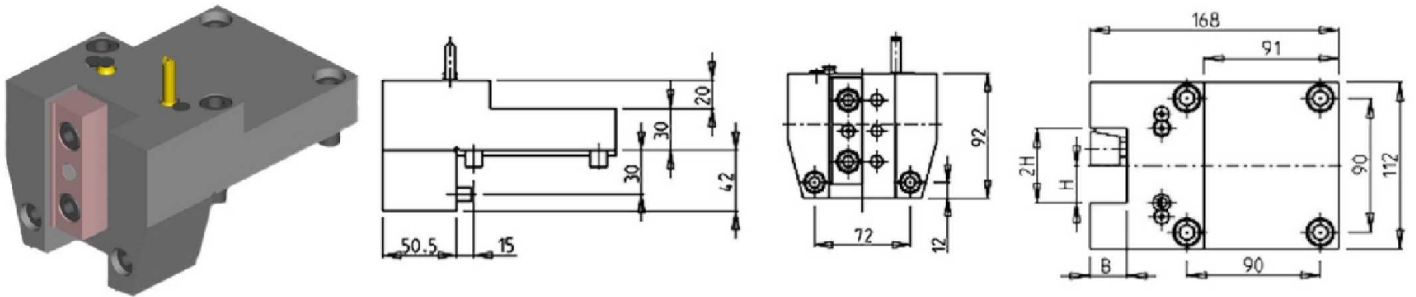


Part Number	Description	I	MAX RPM	Reversible	Ext Cool
DWO 1980200	Broaching/Slotting Tool 25mm Stroke H=90mm	4:1	2400	X	X

(BMT75) NL4500/5000 M/LM

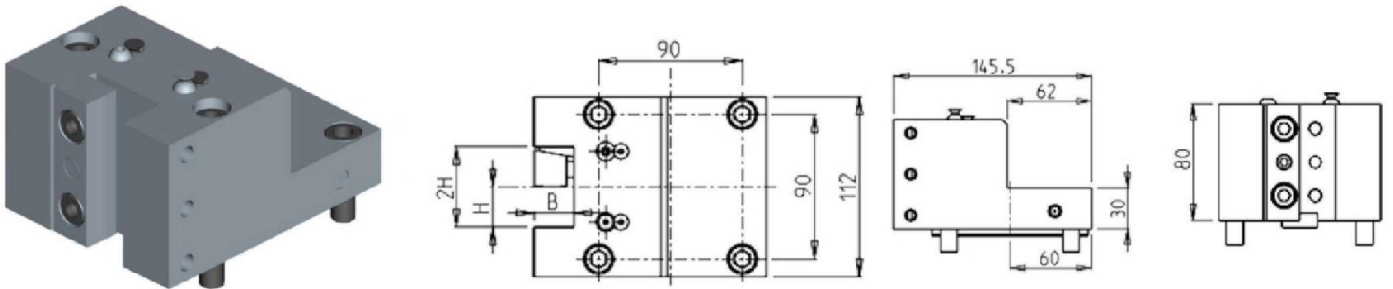
STATIC

RADIAL STATIC TOOL



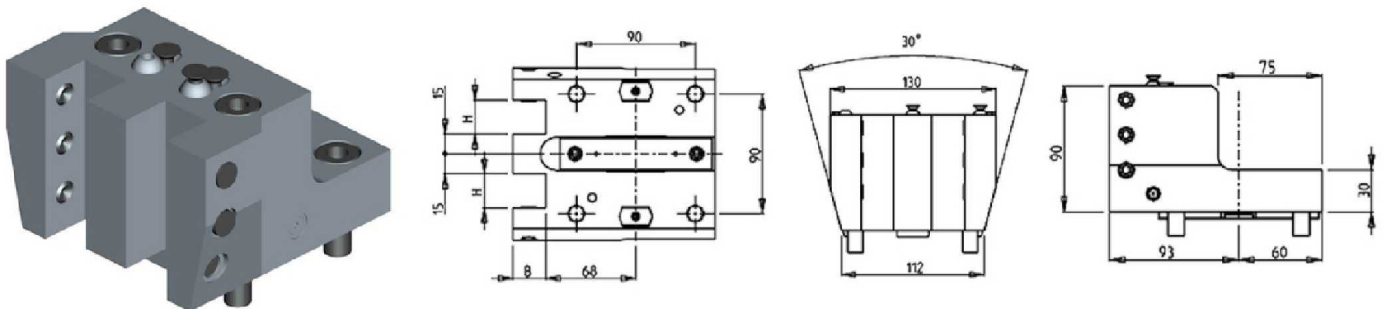
Part Number	Description	# of Tools	Dimensions	B	H
DWO 1302540	Radial Static Tool 1" x 1"	1	Inch	1"	1"
DWO 1303175	Radial Static Tool 1 1/4" x 1 1/4"	1	Inch	1 1/4"	1 1/4"
DWO 1302500	Radial Static Tool 25mm x 25 mm	1	mm	25	25
DWO 1303200	Radial Static Tool 32mm x 32mm	1	mm	32	32

RADIAL SINGLE STATIC TOOL



Part Number	Description	# of Tools	Reversible	Dimensions	B	H
DWO 0752500	Radial Single Static Tool	1	X	mm	25	25

RADIAL SINGLE SIDE TWIN STATIC TOOL

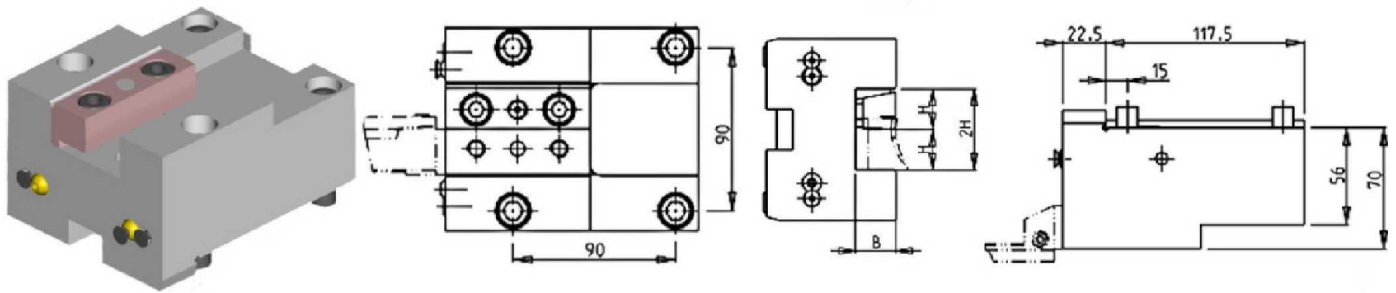


Part Number	Description	Reversible	Dimensions	H	B
DWO 3792500	Radial Single Side Twin Static Tool \varnothing 25mm	X	mm	25	25

(BMT75) NL4500/5000 M/LM

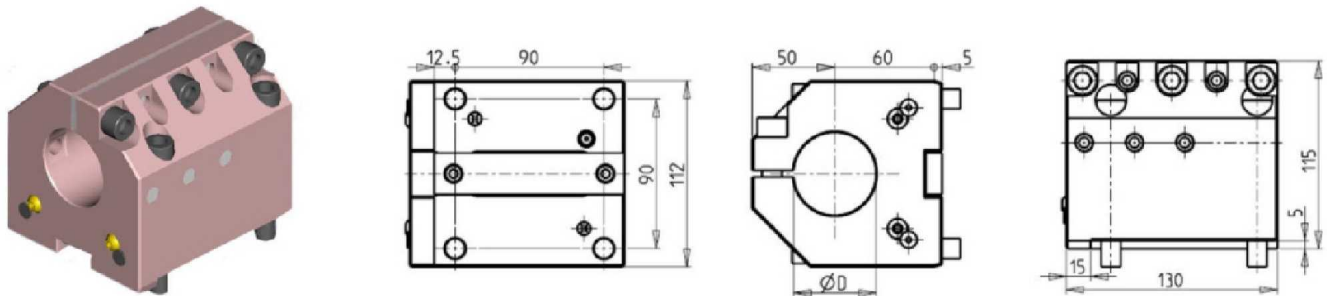
STATIC

AXIAL STATIC TOOL



Part Number	Description	# of Tools	Reversible	Dimensions	B	H
DWO 1312540	Axial Static Tool 1" x 1"	1	X	Inch	1"	1"
DWO 1313175	Axial Static Tool 1 1/4" x 1 1/4"	1	X	Inch	1 1/4"	1 1/4"
DWO 1312500	Axial Static Tool 25mm x 25mm	1	X	mm	25	25
DWO 1313200	Axial Static Tool 32mm x 32mm	1	X	mm	32	32

AXIAL SINGLE BORING BAR HOLDER H=60mm

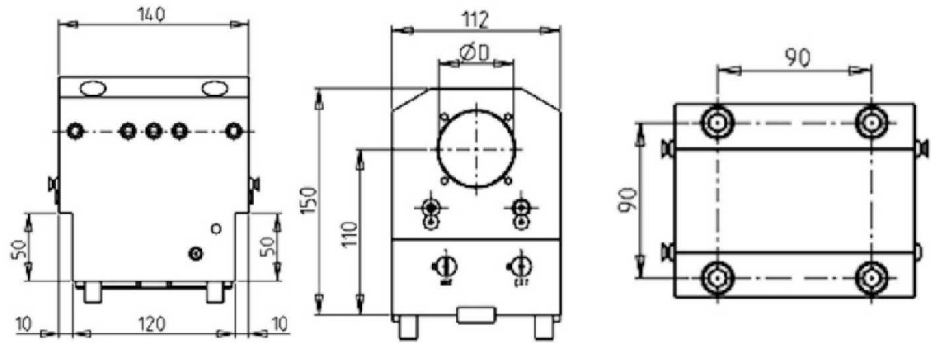


Part Number	Description	# of Tools	Reversible	Cool Thru	Ext. Cool	Dimensions	D
DWO 0363810	Axial BBH: 1 1/2"	1	X	X	X	Inch	1 1/2"
DWO 0365080	Axial BBH: 2.0"	1	X	X	X	Inch	2.0"
DWO 0364000	Axial BBH: 40mm	1	X	X	X	mm	40
DWO 0365000	Axial BBH: 50mm	1	X	X	X	mm	50
KIT 1001003	Plug & Seal Kit for 40mm BBH to Make Cool Thru						
KIT 1001004	Plug & Seal Kit for 1-1/2" BBH to Make Cool Thru						
KIT 1001002	Plug & Seal Kit for 50mm or 2" BBH to Make Cool Thru						

(BMT75) NL4500/5000 M/LM

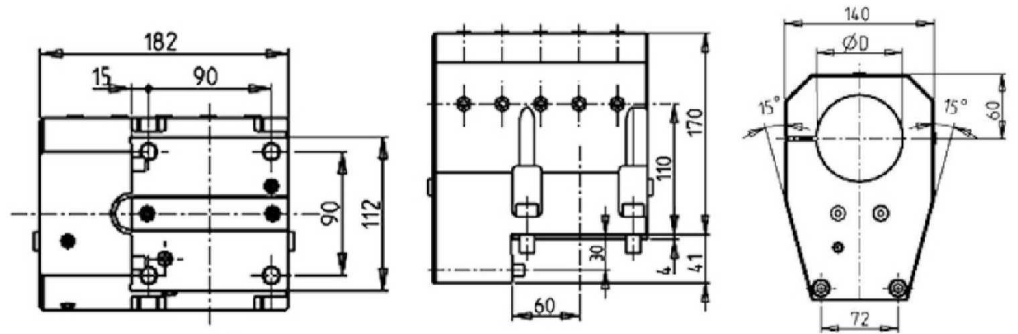

STATIC

AXIAL SINGLE BORING BAR HOLDER 50mm H=110mm



Part Number	Description	# of Tools	Cool Thru	Ext. Cool	Dimensions	D
DWO 1335000	Axial Single BBH 50mm H=110mm	1	X	X	mm	50
KIT 1000002	Plug for 50mm BBH to Make Cool Thru					

AXIAL SINGLE BORING BAR HOLDER 80mm H=110mm

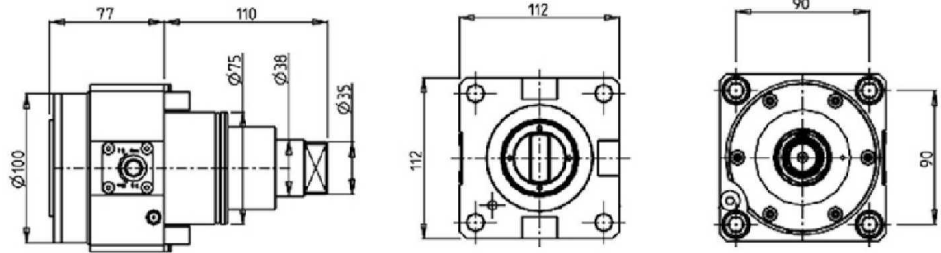


Part Number	Description	# of Tools	Cool Thru	Ext. Cool	Dimensions	D
DWO 1328000	Axial Single Boring Bar Holder 80mm	1	X	X	mm	80
KIT 1005013	Plug & Seal Kit for 80mm BBH to Make Cool Thru					

(BMT75) NL4500/5000 M/LM

DRIVEN

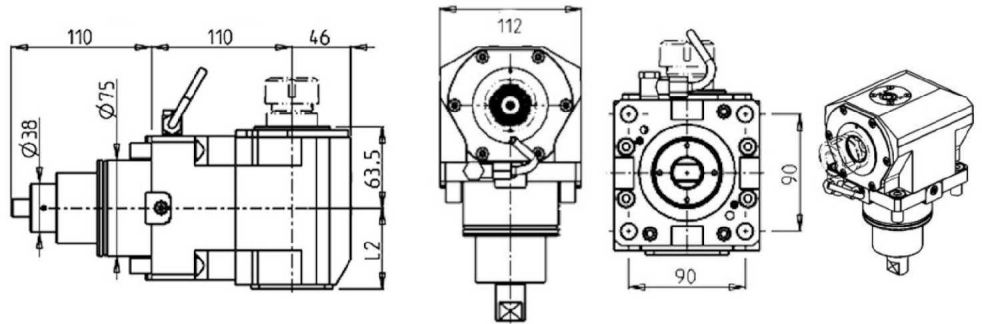
RADIAL DRIVEN TOOL CAPTO C5



Part Number	Description	Size	I	RPM	Cool Thru	Ext Cool
DWO 3030250	Radial Driven Tool Capto C5	C5	1:1	6000	X	X

* Coolant Thru tools are designed for 1000 psi.
They require 5 Micron Filtration and **CANNOT** be run dry.

AXIAL DRIVEN TOOL COROMANT CAPTO H=110mm



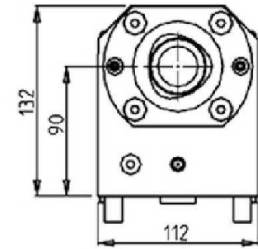
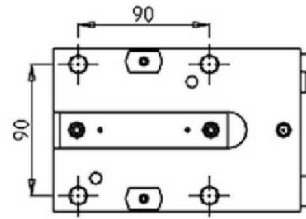
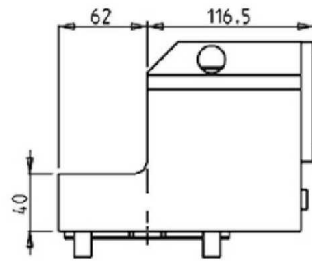

Part Number	Description	Size	I	RPM	Reversible	Cool Thru	Ext Cool	L2
DWO 3430140	Axial Driven Tool Capto C4	C4	1:1	6000	X		X	63
DWO 3430240	Axial Driven Tool Capto C4 Cool Thru*	C4	1:1	6000	X	X	X	75.5
DWO 3430150	Axial Driven Tool Capto C5	C5	1:1	6000	X		X	63
DWO 3430250	Axial Driven Tool Capto C5 Cool Thru*	C5	1:1	6000	X	X	X	75.5

* Coolant Thru tools are designed for 1000 psi.
They require 5 Micron Filtration and **CANNOT** be run dry.

(BMT75) NL4500/5000 M/LM

STATIC

AXIAL SINGLE STATIC TOOL CAPTO C6

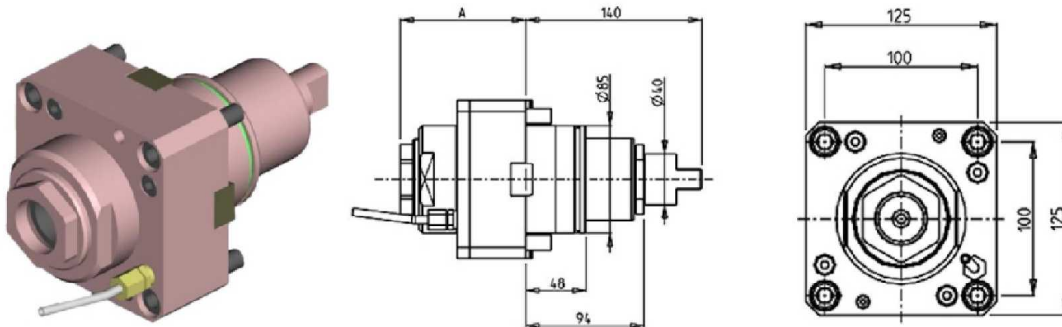


Part Number	Description	# of Tools	Cool Thru	Ext Cool	Reversible	Size
DWO 2856010	Axial Single Static Tool Capto C6 Right Version	1	X	X	X	C6
DWO 2856010LC	Axial Single Static Tool Capto C6 Left Version	1	X	X	X	C6

(BMT85) NL6000/7000 LM/XLM

DRIVEN

RADIAL DRIVEN TOOL

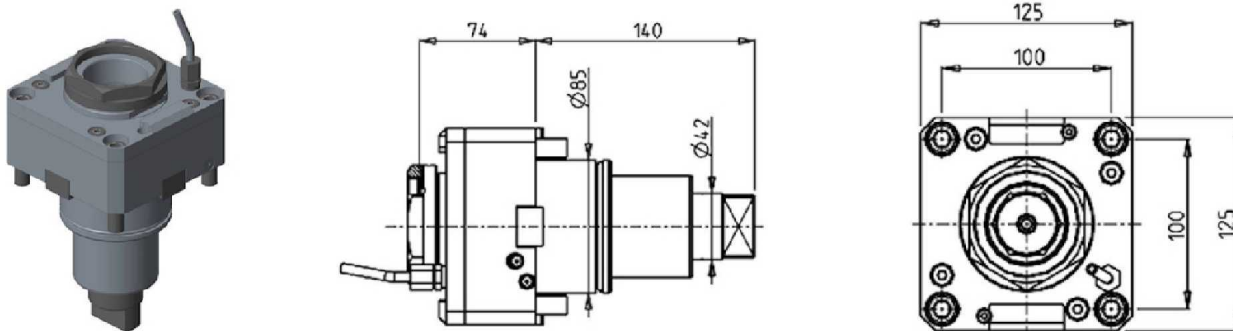


Part Number	Description	Spindle	I	RPM	Cool Thru	Ext. Cool	A
DWO 1240150	Radial ERA50	ERA50	1:1	3000		X	99.8
DWO 3610450	Radial ERA50 Cool Thru*	ERA50	1:1	3000	X	X	102.3

* Coolant Thru tools are designed for 1000 psi.
They require 5 Micron Filtration and **CANNOT** be run dry.

QUICK CHANGE RADIAL MTSK-63 DRIVEN TOOL

See Accessories for MTSK Quick Change Tool Holder Clamps



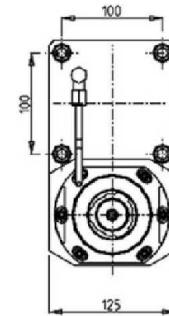
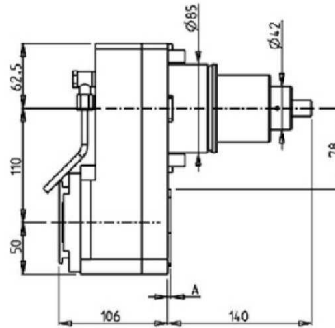

Part Number	Description	Spindle	I	RPM	Cool Thru	Ext Cool
DWO 1750163	Radial MTSK-63	MTSK-63	1:1	3000		X
DWO 1750263	Radial MTSK-63 Cool Thru*	MTSK-63	1:1	3000	X	X

*Coolant Thru tools are designed for 400 psi MAX.
They require 5 Micron Filtration and **CANNOT** be run dry.

(BMT85) NL6000/7000 LM/XLM

DRIVEN

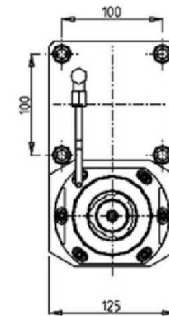
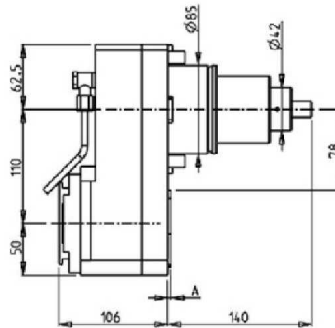

RADIAL DRIVEN TOOL RE-DIRECTED IN Z BY 110mm



Part Number	Description	Spindle	I	RPM	Cool Thru	Ext Cool	A
DWO 2121140	Radial ERA40 Re-Directed in Z by 110mm	ERA40	1:1	3000		X	3
DWO 2121240	Radial ERA40 Re-Directed in Z by 110mm Cool Thru*	ERA40	1:1	3000	X	X	14

* Coolant Thru tools are designed for 1000 psi.
They require 5 Micron Filtration and **CANNOT** be run dry.

RADIAL GEARED-DOWN 2:1 DRIVEN TOOL RE-DIRECTED IN Z BY 110mm



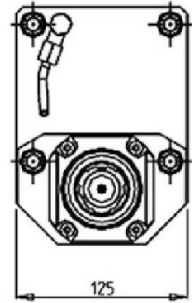
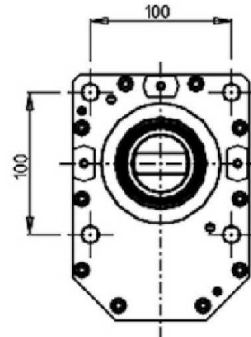
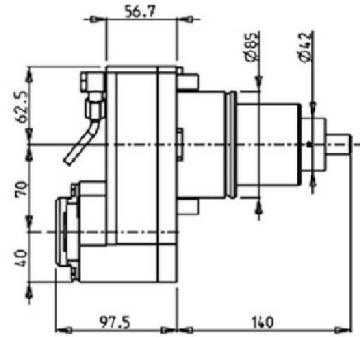
Part Number	Description	Spindle	I	RPM	Cool Thru	Ext Cool	A
DWO 2122140	Radial ERA40 Geared-Down Re-Directed in Z by 110mm	ERA40	2:1	1500		X	3
DWO 2122240	Radial ERA40 Geared-Down Re-Directed in Z by 110mm Cool Thru*	ERA40	2:1	1500	X	X	14

* Coolant Thru tools are designed for 1000 psi.
They require 5 Micron Filtration and **CANNOT** be run dry.

(BMT85) NL6000/7000 LM/XLM

DRIVEN

RADIAL GEARED-UP 1:3 DRIVEN TOOL REDIRECTED IN Z BY 70mm

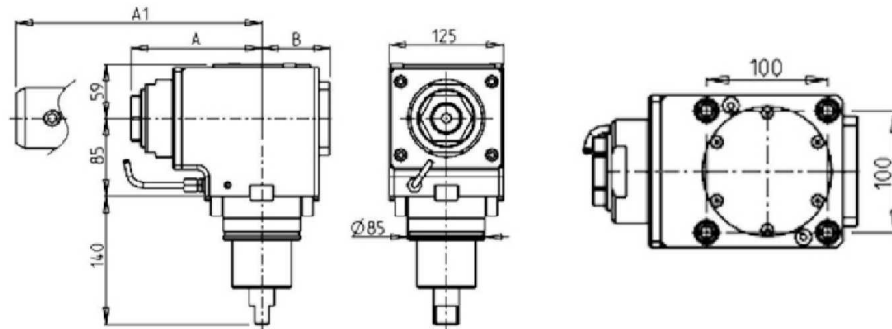



Part Number	Description	Spindle	I	RPM	Reversible	Ext Cool
DWO 3320332	Radial Geared-Up 1:3 ERA32	ERA32	1:3	9000	X	X

(BMT85) NL6000/7000 LM/XLM

DRIVEN

AXIAL DRIVEN TOOL H=85mm

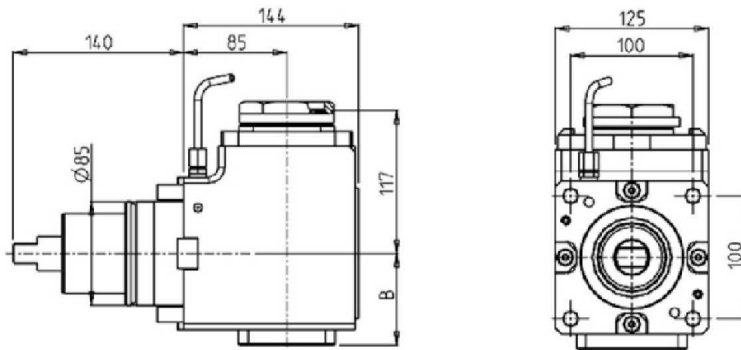


Part Number	Description	Spindle	I	RPM	Reversible	Cool Thru	Ext. Cool	A	A1	B
DWO 1390150	Axial ERA50	ERA50	1:1	3000	X		X	142.83		75
DWO 1391250	Axial ERA50 Cool Thru*	ERA50	1:1	3000	X	X	X	142.83		86
DWO 3200350	Axial ER50	ER50	1:1	3000	X		X	153.47		75
DWO 3200450	Axial ER50 Cool Thru*	ER50	1:1	3000	X	X	X	153.47		86
DWO 1390240	Axial Weldon 40	Weldon 40	1:1	3000	X		X		175.5	75
DWO 1390140	Axial Weldon 40 Cool Thru*	Weldon 40	1:1	3000	X	X	X		175.5	86

* Coolant Thru tools are designed for 1000 psi.
They require 5 Micron Filtration and **CANNOT** be run dry.

QUICK CHANGE AXIAL MTSK DRIVEN TOOL H=85mm

See Accessories for MTSK Quick Change Tool Holder Clamps



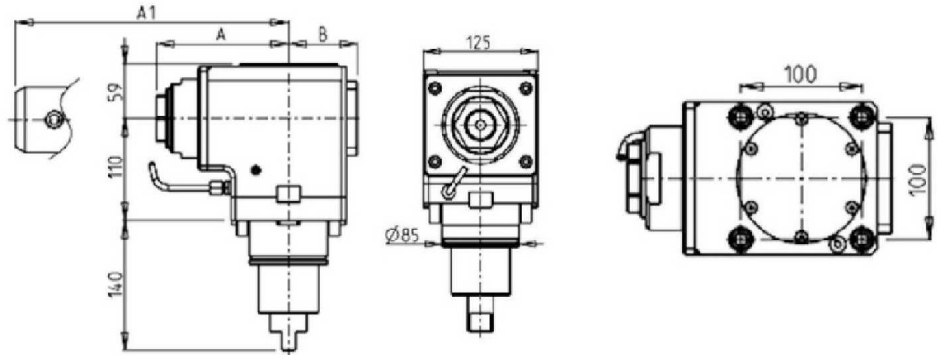
Part Number	Description	Spindle	I	RPM	Reversible	Cool Thru	Ext Cool	B
DWO 2990163	Axial MTSK-63	MTSK-63	1:1	3000	X		X	75
DWO 2990263	Axial MTSK-63 Cool Thru*	MTSK-63	1:1	3000	X	X	X	86

* Coolant Thru tools are designed for 1000 psi.
They require 5 Micron Filtration and **CANNOT** be run dry.

(BMT85) NL6000/7000 LM/XLM

DRIVEN

AXIAL DRIVEN TOOL H=110mm

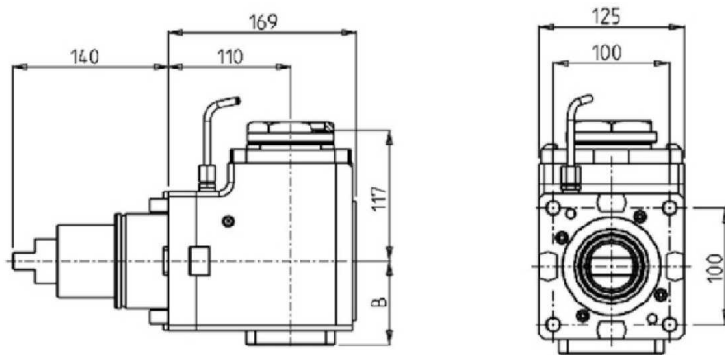


Part Number	Description	Reversible	Spindle	I	RPM	Cool Thru	Ext. Cool	A	A1	B
DWO 1290150	Axial ERA50	X	ERA50	1:1	3000		X	142.83		75
DWO 1291250	Axial ERA50 Cool Thru*	X	ERA50	1:1	3000	X	X	142.83		86
DWO 3190350	Axial ER50	X	ER50	1:1	3000		X	153.47		75
DWO 3190450	Axial ER50 Cool Thru*	X	ER50	1:1	3000	X	X	153.47		86
DWO 1290240	Axial Weldon 40	X	Weldon 40	1:1	3000		X		175.5	75
DWO 1290140	Axial Weldon 40 Cool Thru*	X	Weldon 40	1:1	3000	X	X		175.5	86

* Coolant Thru tools are designed for 1000 psi.
They require 5 Micron Filtration and **CANNOT** be run dry.

QUICK CHANGE AXIAL MTSK DRIVEN TOOL H=110mm

See Accessories for MTSK Quick Change Tool Holder Clamps



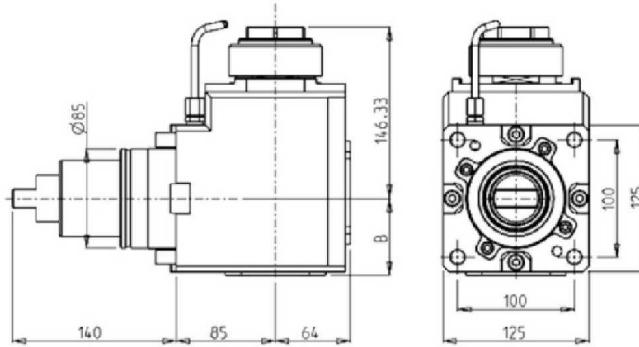
Part Number	Description	Spindle	I	RPM	Reversible	Cool Thru	Ext Cool	B
DWO 1600163	Axial MTSK-63	MTSK-63	1:1	3000	X		X	75
DWO 1600263	Axial MTSK-63 Cool Thru*	MTSK-63	1:1	3000	X	X	X	86

* Coolant Thru tools are designed for 1000 psi.
They require 5 Micron Filtration and **CANNOT** be run dry.

(BMT85) NL6000/7000 LM/XLM

DRIVEN

AXIAL GEARED-DOWN 2:1 DRIVEN TOOL H=85mm

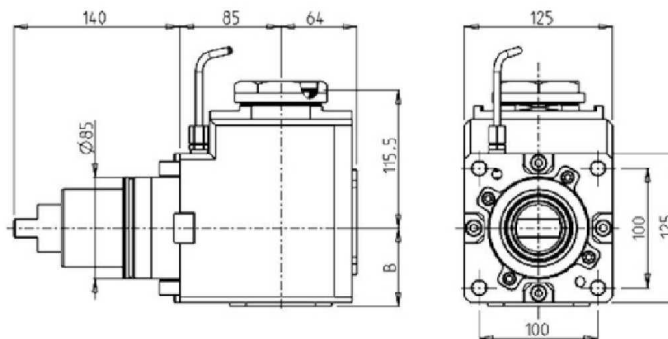


Part Number	Description	Reversible	Spindle	I	RPM	Cool Thru	Ext. Cool	B
DWO 0460150	Axial Geared-Down ERA50	X	ERA50	2:1	1500		X	65.5
DWO 0460250	Axial Geared-Down ERA50 Cool Thru*	X	ERA50	2:1	1500	X	X	82

* Coolant Thru tools are designed for 1000 psi.
They require 5 Micron Filtration and **CANNOT** be run dry.

QUICK CHANGE AXIAL MTSK GEARED-DOWN 2:1 DRIVEN TOOL H=85mm

See Accessories for MTSK Quick Change Tool Holder Clamps



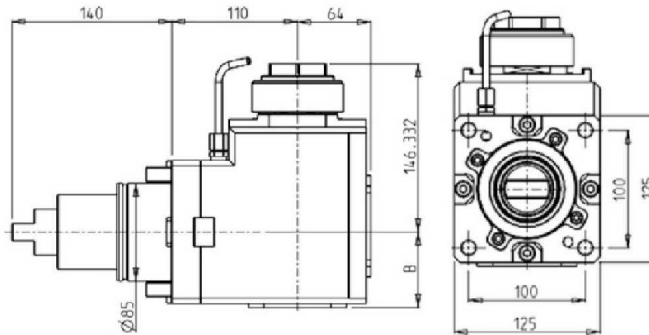
Part Number	Description	Reversible	Spindle	I	RPM	Cool Thru	Ext. Cool	B
DWO 0760163	Axial MTSK-63 Geared-Down	X	MTSK-63	2:1	1500		X	65.5
DWO 0760263	Axial MTSK-63 Geared-Down Cool Thru*	X	MTSK-63	2:1	1500	X	X	82

* Coolant Thru tools are designed for 1000 psi.
They require 5 Micron Filtration and **CANNOT** be run dry.

(BMT85) NL6000/7000 LM/XLM

DRIVEN

AXIAL GEARED-DOWN 2:1 DRIVEN TOOL H=110mm


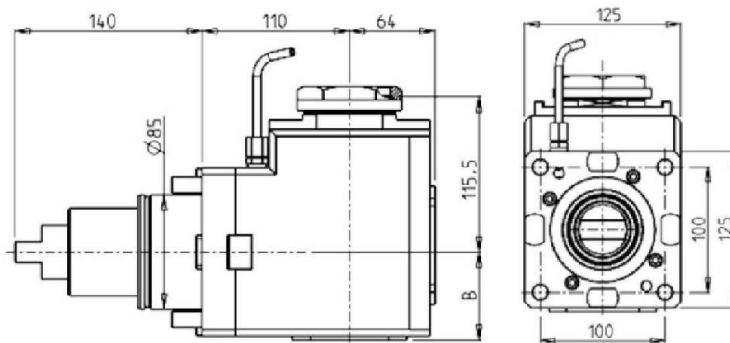


Part Number	Description	Spindle	Reversible	I	RPM	Cool Thru	Ext. Cool	B
DWO 1210150	Axial ERA50 Geared-Down 2:1	ERA50	X	2:1	1500		X	65.5
DWO 1210250	Axial ERA50 Geared-Down 2:1 Cool Thru*	ERA50	X	2:1	1500	X	X	82

* Coolant Thru tools are designed for 1000 psi.
They require 5 Micron Filtration and **CANNOT** be run dry.

QUICK CHANGE AXIAL MTSK GEARED-DOWN 2:1 DRIVEN TOOL H=110mm

See Accessories for MTSK Quick Change Tool Holder Clamps




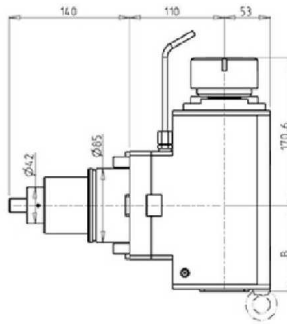

Part Number	Description	Spindle	Reversible	I	RPM	Cool Thru	Ext. Cool	B
DWO 1200163	MTSK-63 Geared-Down 2:1	MTSK-63	X	2:1	1500		X	65.5
DWO 1200263	MTSK-63 Geared-Down 2:1 Cool Thru*	MTSK-63	X	2:1	1500	X	X	82

* Coolant Thru tools are designed for 1000 psi.
They require 5 Micron Filtration and **CANNOT** be run dry.

(BMT85) NL6000/7000 LM/XLM

DRIVEN

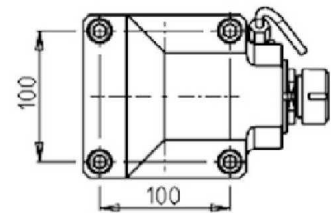
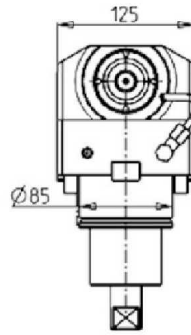
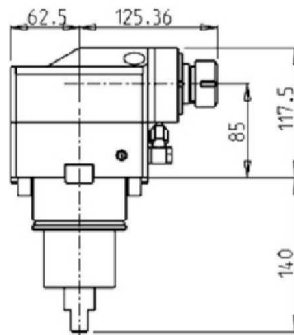
AXIAL GEARED-UP 1:2 DRIVEN TOOL H=110mm



Part Number	Description	Spindle	I	RPM	Reversible	Cool Thru	Ext Cool	B
DWO 3270150	Axial Geared-Up 1:2 ER50	ER50	1:2	6000	X		X	99.5
DWO 3270250	Axial Geared-Up 1:2 ER50 Cool Thru*	ER50	1:2	6000	X	X	X	108

* Coolant Thru tools are designed for 1000 psi.
They require 5 Micron Filtration and **CANNOT** be run dry.

AXIAL GEARED-UP 1:3 DRIVEN TOOL



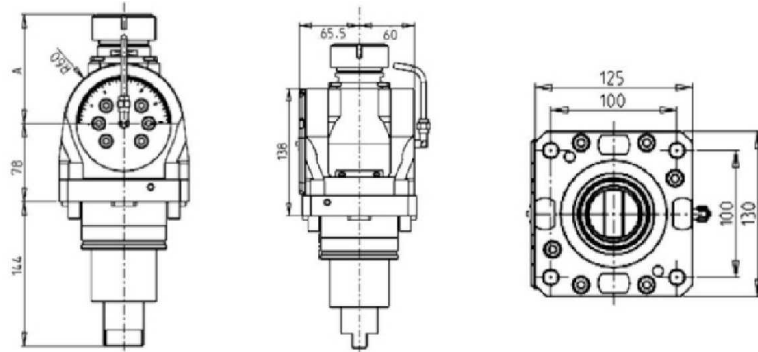
Part Number	Description	Spindle	I	RPM	Cool Thru	Ext. Cool
DWO 0580125	Axial Geared-Up 1:3 ER25	ER25	1:3	9000		X
DWO 0580225	Axial Geared-Up 1:3 ER25 Cool Thru*	ER25	1:3	9000	X	X

* Coolant Thru tools are designed for 1000 psi.
They require 5 Micron Filtration and **CANNOT** be run dry.

(BMT85) NL6000/7000 LM/XLM

DRIVEN

0-180 ADJUSTABLE ANGLE DRIVEN TOOL



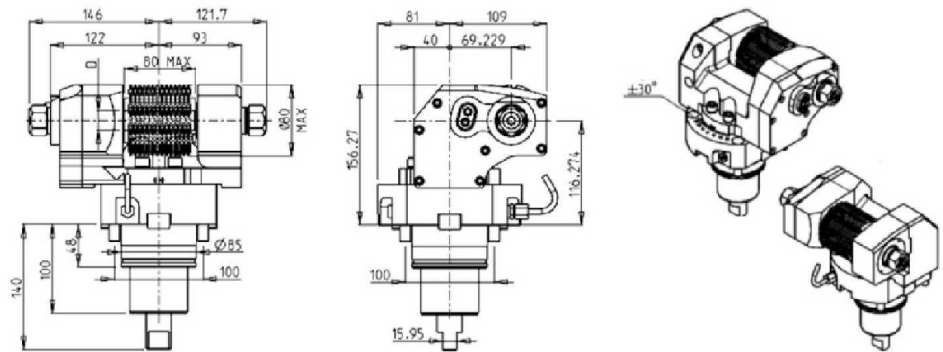

Part Number	Description	Spindle	I	RPM	Cool Thru	Ext. Cool	A
DWO 0830332	0-180 Adj. Angle ERA32 BMT85	ERA32	1:1	3000		X	81
DWO 0830432	0-180 Adj. Angle ERA32 BMT85 Cool Thru*	ERA32	1:1	3000	X	X	81
DWO 0830140	0-180 Adj. Angle ER40 BMT85	ER40	1:1	3000		X	108.66
DWO 0830240	0-180 Adj. Angle ER40 BMT85 Cool Thru*	ER40	1:1	3000	X	X	108.66

* Coolant Thru tools are designed for 1000 psi.
They require 5 Micron Filtration and **CANNOT** be run dry.

Note :

Wrenches are provided with the purchase of Specialty Toolholders

GEAR HOBBER - REINFORCED



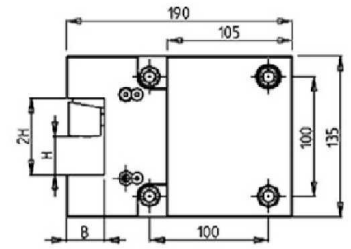
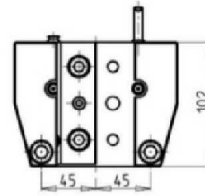
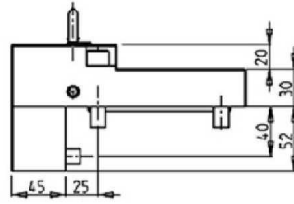

Part Number	Description	I	RPM	Ext. Cool	D (mm)	D (Inch)
DWO 0181100	Driven Gear Hobber 1:1	1:1	3000	X	16-22-27-32	3/4"-1"-1 1/4"
DWO 0182100	Driven Gear Hobber Geared-Down 2:1	2:1	1500	X	16-22-27-32	3/4"-1"-1 1/4"

Note : Wrenches are provided with the purchase of Specialty Toolholders

(BMT85) NL6000/7000 LM/XLM

STATIC

RADIAL STATIC TOOL

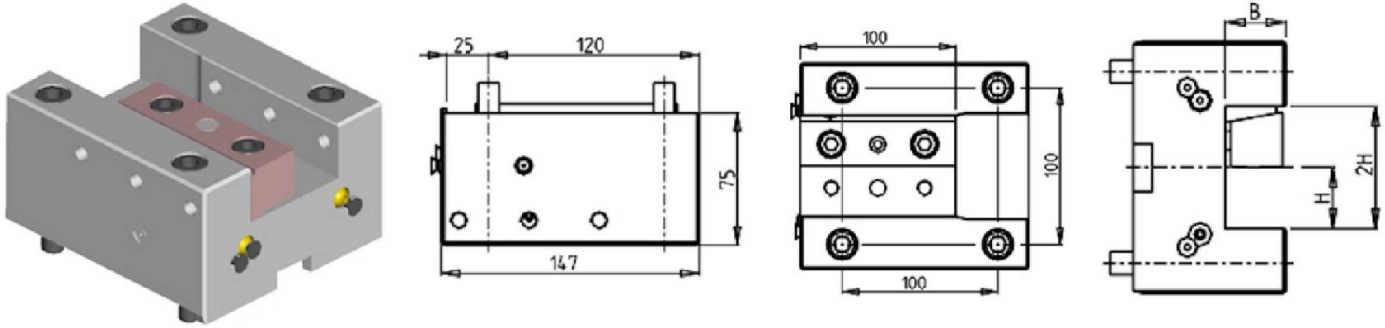


Part Number	Description	# of Tools	Ext Cool	Dimensions	B	H
DWO 1073175	Radial Static Tool 1 1/4" x 1 1/4"	1	X	Inch	1 1/4"	1 1/4"
DWO 1073200	Radial Static Tool 32mm x 32mm	1	X	mm	32	32

(BMT85) NL6000/7000 LM/XLM

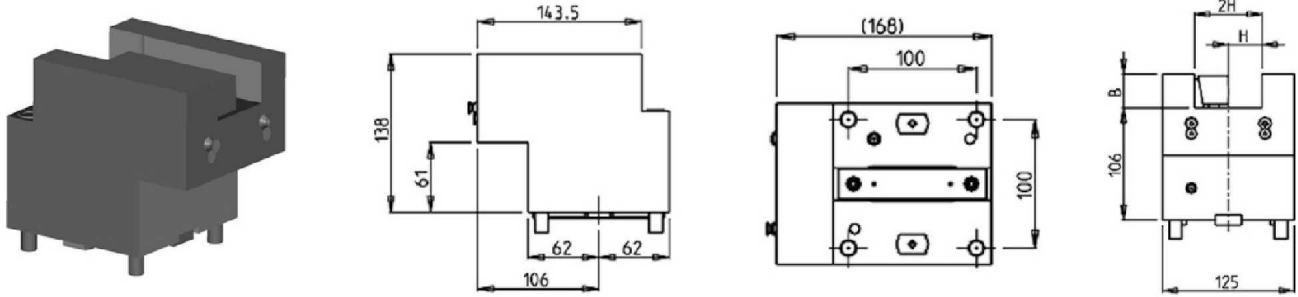
STATIC

AXIAL STATIC TOOL



Part Number	Description	# of Tools	Reversible	Ext Cool	Dimensions	B	H
DWO 1053175	Axial Static Tool 1-1/4"	1	X	X	Inch	1-1/4"	1-1/4"
DWO 0333200	Axial Static Tool Ø32mm	1	X	X	mm	32	32

AXIAL SINGLE STATIC TOOL

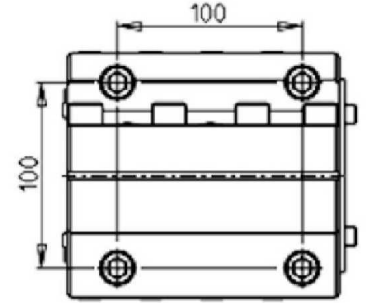
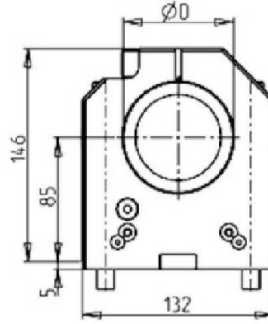
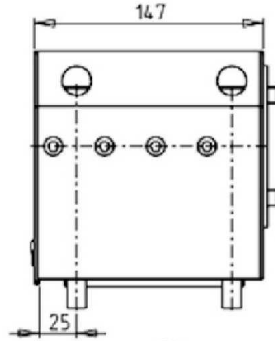



Part Number	Description	# of Tools	Reversible	Dimensions	B	H
DWO 3753200	Axial Single Static Tool Ø32mm	1	X	mm	32	32

(BMT85) NL6000/7000 LM/XLM

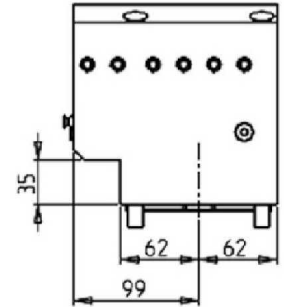
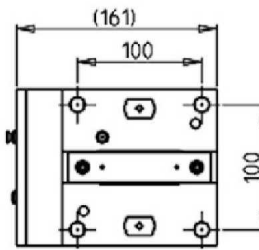
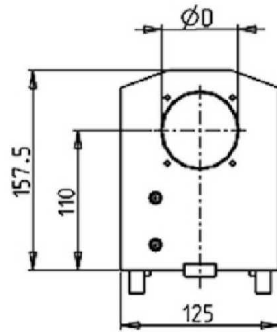

STATIC

AXIAL SINGLE BORING BAR HOLDER H=85mm



Part Number	Description	# of Tools	Reversible	Cool Thru	Ext. Cool	Dimensions	D
DWO 1067620	Axial Single BBH: 3"	1	X	X	X	Inch	3"
DWO 0348000	Axial Single BBH: 80mm	1	X	X	X	mm	80
KIT 1002014	Plug & Seal Kit for 3" BBH to Make Cool Thru						
KIT 1002013	Plug & Seal Kit for 80mm BBH to Make Cool Thru						

AXIAL SINGLE BORING BAR HOLDER H=110mm

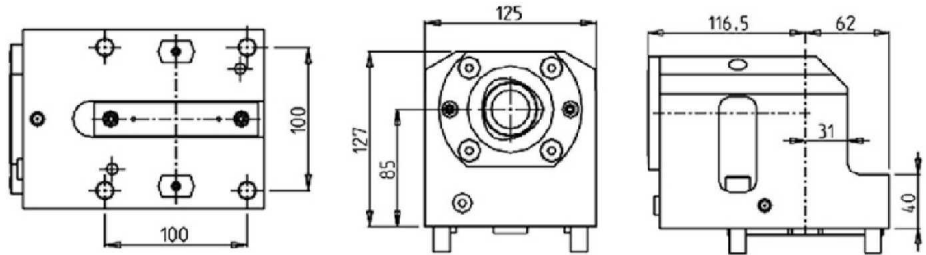



Part Number	Description	# of Tools	Cool Thru	Ext Cool	Dimensions	D
DWO 3746000	Axial Single BBH Ø60mm	1	X	X	mm	60
KIT 1000025	Plug for 60mm BBH to Make Cool Thru					

(BMT85) NL6000/7000 LM/XLM

STATIC

AXIAL SINGLE STATIC TOOL CAPTO C6

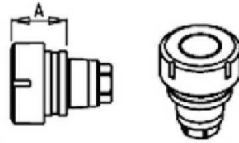


Part Number	Description	# of Tools	Cool Thru	Reversible	Size
DWO 3106010	Axial Single Static Tool Capto C6 Right Version	1	X	X	C6
DWO 3106010LC	Axial Single Static Tool Capto C6 Left Version	1	X	X	C6

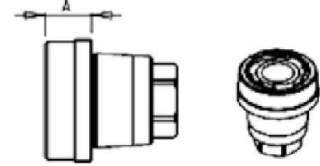
ACCESSORIES

DRIVEN

MTSK-40 ER ADAPTORS



Cod. MT	Mandrino Spindle	A
MTSK40A02	ER32	35.6
MTSK40A03	ER25	32.6
MTSK40A05	ER16	30.26
MTSK40A06	ER16	47.5
MTSK40A07	ER16	59
MTSK40A08	ER11	40
MTSK40A09	ER11	70



Cod. MT	Mandrino Spindle	A
MTSK40B02	ERA25	16
MTSK40B03	ERA20	14

Part Number	Description	Spindle	A
MTSK40A08	MTSK-40 Adaptor ER11	ER11	40
MTSK40A09	MTSK-40 Adaptor ER11	ER11	70
MTSK40A05	MTSK-40 Adaptor ER16	ER16	30.26
MTSK40A06	MTSK-40 Adaptor ER16	ER16	47.5
MTSK40A07	MTSK-40 Adaptor ER16	ER16	59
MTSK40B03	MTSK-40 Adaptor ERA20	ERA20	14
MTSK40A03	MTSK-40 Adaptor ER25	ER25	32.6
MTSK40B02	MTSK-40 Adaptor ERA25	ERA25	16
MTSK40A02	MTSK-40 Adaptor ER32	ER32	35.6

ACCESSORIES

DRIVEN

MTSK-40 MILL ADAPTORS



Cod. MT	Handing Spindle Spindel	A
MTSK40D01	WELDON 6	8
MTSK40D21	WELDON 6	27.5
MTSK40D02	WELDON 8	8
MTSK40D03	WELDON 10	9
MTSK40D04	WELDON 12	14
MTSK40D05	WELDON 16	39.5
MTSK40D07	WELDON 20	39.5
MTSK40D24	WELDON 10	33
MTSK40D25	WELDON 12	35.5

Cod. MT	Handing Spindle Spindel	A
MTSK40G03	MR25	33.6

Cod. MT	Handing Spindle Spindel	Altura Arbor Polar	A	D	L
MTSK40C03	Ø 3/4"	inch	15	16	17
MTSK40C02	Ø 16x17	mm	15	16	17
MTSK40C04	Ø 22x19	mm	17	22	19
MTSK40C05	Ø 27x21	mm	22	27	21

Cod. MT	Handing Spindle Spindel	A
MTSK40D11	WELDON 1/4"	8
MTSK40D12	WELDON 5/16"	8
MTSK40D13	WELDON 3/8"	9
MTSK40D14	WELDON 1/2"	14

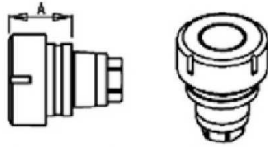
Cod. MT	Handing Spindle Spindel	A	D	L
MTSK40H01	MORSE-1	29		
MTSK40H02	MORSE-2	42		

Part Number	Description	Spindle	Dimension	A	D	L
MTSK40C03	MTSK-40 Adaptor Mill 3/4"	3/4"x3/4"	Inch	15.5	3/4"	3/4"
MTSK40C02	MTSK-40 Adaptor Mill Ø16x17	16x17	mm	15	16	17
MTSK40C04	MTSK-40 Adaptor Mill Ø22x19	22x19	mm	17	22	19
MTSK40C05	MTSK-40 Adaptor Mill Ø27x21	27x21	mm	22	27	21
MTSK40F01	MTSK-40 Adaptor Mill 1/2"	1/2" Arbor	Inch	32	1/2"	6.5
MTSK40D11	MTSK-40 Adaptor Weldon 1/4"	Weldon 1/4"		8		
MTSK40D12	MTSK-40 Adaptor Weldon 5/16"	Weldon 5/16"		8		
MTSK40D13	MTSK-40 Adaptor Weldon 3/8"	Weldon 3/8"		9		
MTSK40D14	MTSK-40 Adaptor Weldon 1/2"	Weldon 1/2"		14		
MTSK40D01	MTSK-40 Adaptor Weldon 6	Weldon 6		8		
MTSK40D21	MTSK-40 Adaptor Weldon 6	Weldon 6		27.5		
MTSK40D02	MTSK-40 Adaptor Weldon 8	Weldon 8		8		
MTSK40D03	MTSK-40 Adaptor Weldon 10	Weldon 10		9		
MTSK40D24	MTSK-40 Adaptor Weldon 10	Weldon 10		33		
MTSK40D04	MTSK-40 Adaptor Weldon 12	Weldon 12		14		
MTSK40D25	MTSK-40 Adaptor Weldon 12	Weldon 12		35.5		
MTSK40D06	MTSK-40 Adaptor Weldon 16	Weldon 16		39.5		
MTSK40D07	MTSK-40 Adaptor Weldon 20	Weldon 20		39.5		
MTSK40H01	MTSK-40 Adaptor Morse 1	MORSE-1		29		
MTSK40H02	MTSK-40 Adaptor Morse 2	MORSE-2		42		
MTSK40G03	MTSK-40 Adaptor MR25	MR25		33.6		
MTSK40T00	MTSK-40 Cover Plug					

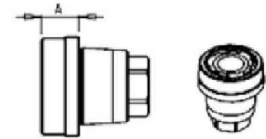
ACCESSORIES

DRIVEN

MTSK-50 ER ADAPTORS



Cod. MT	Mandrino Spindle	A
MTSK50A01	ER40	46.6
MTSK50A02	ER32	35.6
MTSK50A03	ER25	32.6
MTSK50A05	ER16	30.3




Cod. MT	Mandrino Spindle	A
MTSK50B01	ERA32	19
MTSK50B02	ERA25	14
MTSK50B03	ERA20	9

Part Number	Description	Spindle	A
MTSK50A05	MTSK-50 Adaptor ER16	ER16	30.3
MTSK50B03	MTSK-50 Adaptor ERA20	ERA20	9
MTSK50A03	MTSK-50 Adaptor ER25	ER25	32.6
MTSK50B02	MTSK-50 Adaptor ERA25	ERA25	14
MTSK50A02	MTSK-50 Adaptor ER32	ER32	35.6
MTSK50B01	MTSK-50 Adaptor ERA32	ERA32	19
MTSK50A01	MTSK-50 Adaptor ER40	ER40	46.6

ACCESSORIES

DRIVEN

MTSK-50 MILL ADAPTORS



Cod. MT	Manifino Spindle	Misure Dimensioni Masse	A	D	L
MTSK50C02	Ø16x17	mm	15	16	17
MTSK50C03	3/4"x3/4"	inch	15.5	3/4"	3/4"
MTSK50C04	Ø22x19	mm	17	22	19
MTSK50C05	1"x3/4"	inch	19	1"	3/4"
MTSK50C06	Ø27x21	mm	19	27	21
MTSK50C07	Ø32x24	mm	24	32	24

Cod. MT	Manifino Spindle	A
MTSK50D11	WELDON 1/4"	8
MTSK50D12	WELDON 5/16"	8
MTSK50D13	WELDON 3/8"	8
MTSK50D14	WELDON 1/2"	9
MTSK50D15	WELDON 5/8"	12

Cod. MT	Manifino Spindle	A
MTSK50D01	WELDON 6	8
MTSK50D02	WELDON 8	8
MTSK50D03	WELDON 10	8
MTSK50D04	WELDON 12	9
MTSK50D05	WELDON 16	12
MTSK50D07	WELDON 20	40
MTSK50D08	WELDON 25	44

Cod. MT	Manifino Spindle	A
MTSK50E01	POWERGRIP PG25	40

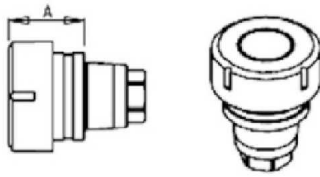
Cod. MT	Manifino Spindle	A
MTSK50T00	Tappe di protezione Cover Plug	

Part Number	Description	Spindle	Dimension	A	D	L
MTSK50C03	MTSK-50 Adaptor Mill 3/4"	3/4"x3/4"	Inch	15.5	3/4"	3/4"
MTSK50C05	MTSK-50 Adaptor Mill 1"x3/4"	1"x3/4"	Inch	19	1"	3/4"
MTSK50C02	MTSK-50 Adaptor Mill Ø16x17	16x17	mm	15	16	17
MTSK50C04	MTSK-50 Adaptor Mill Ø22x19	22x19	mm	17	22	19
MTSK50C06	MTSK-50 Adaptor Mill Ø27x21	27x21	mm	19	27	21
MTSK50C07	MTSK-50 Adaptor Mill Ø32x24	32x24	mm	24	32	24
MTSK50D11	MTSK-50 Adaptor Weldon 1/4"	Weldon 1/4"		8		
MTSK50D12	MTSK-50 Adaptor Weldon 5/16"	Weldon 5/16"		8		
MTSK50D13	MTSK-50 Adaptor Weldon 3/8"	Weldon 3/8"		8		
MTSK50D14	MTSK-50 Adaptor Weldon 1/2"	Weldon 1/2"		9		
MTSK50D15	MTSK-50 Adaptor Weldon 5/8"	Weldon 5/8"		12		
MTSK50D01	MTSK-50 Adaptor Weldon 6	Weldon 6		8		
MTSK50D02	MTSK-50 Adaptor Weldon 8	Weldon 8		8		
MTSK50D03	MTSK-50 Adaptor Weldon 10	Weldon 10		8		
MTSK50D04	MTSK-50 Adaptor Weldon 12	Weldon 12		9		
MTSK50D05	MTSK-50 Adaptor Weldon 16	Weldon 16		12		
MTSK50D07	MTSK-50 Adaptor Weldon 20	Weldon 20		40		
MTSK50D08	MTSK-50 Adaptor Weldon 25	Weldon 25		44		
MTSK50E01	MTSK-50 Adaptor POWERGRIP PG25	POWERGRIP PG25		40		
MTSK50T00	MTSK-50 Cover Plug					

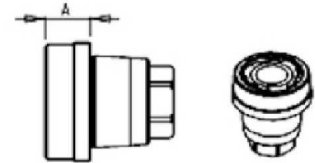
ACCESSORIES

DRIVEN

MTSK-63 ER ADAPTORS



Cod. MT	Mandrino Spindle	A
MTSK63A01	ER50	53.9
MTSK63A02	ER40	39.6
MTSK63A03	ER32	36.6
MTSK63A04	ER25	33.6



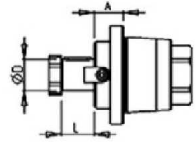

Cod. MT	Mandrino Spindle	A
MTSK63B01	ERA40	20
MTSK63B02	ERA32	18
MTSK63B03	ERA25	10

Part Number	Description	Spindle	A
MTSK63A04	MTSK-63 Adaptor ER25	ER25	33.6
MTSK63B03	MTSK-63 Adaptor ERA25	ERA25	10
MTSK63A03	MTSK-63 Adaptor ER32	ER32	36.6
MTSK63B02	MTSK-63 Adaptor ERA32	ERA32	18
MTSK63A02	MTSK-63 Adaptor ER40	ER40	39.6
MTSK63B01	MTSK-63 Adaptor ERA40	ERA40	20
MTSK63A01	MTSK-63 Adaptor ER50	ER50	53.9

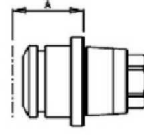
ACCESSORIES

DRIVEN

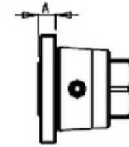
MTSK-63 MILL ADAPTORS



Cod. MT	Mandriño Spindle Spindel	Misure Dimensions Masse	A	D	L
MTSK63C02	Ø16x17	mm	16	16	17
MTSK63C03	Ø3/4"x3/4"	Inch	16.5	3/4"	3/4"
MTSK63C04	Ø22x19	mm	18	22	19
MTSK63C05	Ø1"x3/4"	Inch	20	1"	3/4"
MTSK63C06	Ø27x21	mm	20	27	21
MTSK63C07	Ø27x21	mm	40	27	21



Cod. MT	Mandriño Spindle Spindel	A
MTSK63E01	POWERGRIP PG32	53



Cod. MT	Mandriño Spindle Spindel	A
MTSK63D01	WELDON 6	9
MTSK63D02	WELDON 8	9
MTSK63D03	WELDON 10	9
MTSK63D04	WELDON 12	10
MTSK63D05	WELDON 16	12
MTSK63D06	WELDON 20	14
MTSK63D17	WELDON 1"	14

Cod. MT	Tabco di protezione Cover Plug Abdeckstopfen
MTSK63T00	



Part Number	Description	Spindle	Dimension	A	D	L
MTSK63C03	MTSK-63 Adaptor Mill 3/4"x3/4"	3/4"x3/4"	Inch	5/8"	3/4"	3/4"
MTSK63C05	MTSK-63 Adaptor Mill 1"x3/4"	1"x3/4"	Inch	20	1"	3/4"
MTSK63C02	MTSK-63 Adaptor Mill Ø16x17	16x17	mm	16	16	17
MTSK63C04	MTSK-63 Adaptor Mill Ø22x19	22x19	mm	18	22	19
MTSK63C06	MTSK-63 Adaptor Mill Ø27x21	27x21	mm	20	27	21
MTSK63C07	MTSK-63 Adaptor Mill Ø27x21	27x21	mm	40	27	21
MTSK63D17	MTSK-63 Adaptor Weldon 1"	Weldon 1"		14		
MTSK63D01	MTSK-63 Adaptor Weldon 6	Weldon 6		9		
MTSK63D02	MTSK-63 Adaptor Weldon 8	Weldon 8		9		
MTSK63D03	MTSK-63 Adaptor Weldon 10	Weldon 10		9		
MTSK63D04	MTSK-63 Adaptor Weldon 12	Weldon 12		10		
MTSK63D05	MTSK-63 Adaptor Weldon 16	Weldon 16		12		
MTSK63D06	MTSK-63 Adaptor Weldon 20	Weldon 20		14		
MTSK63E01	MTSK-63 POWERGRIP PG32	POWERGRIP PG32		53		
MTSK63T00	MTSK-63 Cover Plug					

ER COLLETS

ER COLLET NUMBER	DESCRIPTION	MD LIST PRICE
ER20 SET	ER20 Collet Set (15 Collets)	\$ 330.00
ERX20 SET	ER20 Sealed Collet Set (13 Collets)	\$ 395.00
ER25 SET	ER25 Collet Set (19 Collets)	\$ 375.00
ERX25 SET	ER25 Sealed Collet Set (17 Collets)	\$ 475.00
ER32 SET	ER32 Collet Set (21 Collets)	\$ 425.00
ERX32 SET	ER32 Sealed Collet Set (21 Collets)	\$ 595.00
ER40 SET	ER40 Collet Set (29 Collets)	\$ 695.00
ERX40 SET	ER40 Sealed Collet Set (27 Collets)	\$ 850.00



Phone: (810) 632-4446 / Fax: (810) 632-4467

Table of Contents

Alphabetized Listing

(
(BMT55) NL2000 M/BM/SY/BSY	1-21		AXIAL SINGLE BORING BAR HOLDER H=72mm	39	
(BMT65) NL2500/3000 M/BM	22-44		AXIAL SINGLE BORING BAR HOLDER H=72mm	40	
(BMT75) NL4500/5000 M/LM	45-56		AXIAL SINGLE BORING BAR HOLDER H=75mm	19	
(BMT85) NL6000/7000 LM/XLM	57-69		AXIAL SINGLE BORING BAR HOLDER H=85mm	68	
±			AXIAL SINGLE SIDE TWIN HEAD DRIVEN TOOL IN Y	11	
±30° ADJUSTABLE ANGLE DRIVEN TOOL REDIRECTED BY 30mm	4		AXIAL SINGLE SIDE TWIN HEAD DRIVEN TOOL IN Y H=72mm	31	
0			AXIAL SINGLE STATIC TOOL	39, 67	
0-180 ADJUSTABLE ANGLE DRIVEN TOOL	50, 65		AXIAL SINGLE STATIC TOOL CAPTO C4	44	
0-180 ADJUSTABLE ANGLE DRIVEN TOOL GEARED-UP 1:2 H=47.5mm	14		AXIAL SINGLE STATIC TOOL CAPTO C4	21, 44	
0-180 ADJUSTABLE ANGLE DRIVEN TOOL GEARED-UP 1:2 H=72mm	34		AXIAL SINGLE STATIC TOOL CAPTO C6	56, 69	
0-180 ADJUSTABLE ANGLE DRIVEN TOOL GEARED-UP 1:2 WITH DIGITAL DISPLAY H=47.5mm	15		AXIAL STATIC TOOL	18, 53, 67	
0-180 ADJUSTABLE ANGLE DRIVEN TOOL GEARED-UP 1:2 WITH DIGITAL DISPLAY H=72mm	34		B		
0-180 ADJUSTABLE ANGLE DRIVEN TOOL H=47.5mm	13		BROACHING/SLOTTING TOOL 25mm STROKE H=90mm	51	
0-180 ADJUSTABLE ANGLE DRIVEN TOOL H=54mm	12, 32		BROACHING/SLOTTING TOOL 50mm STROKE H=90mm	51	
0-180 ADJUSTABLE ANGLE DRIVEN TOOL H=72mm	33		D		
0-180 ADJUSTABLE ANGLE DRIVEN TOOL WITH DIGITAL DISPLAY H=47.5mm	14		DRIVEN	1-15, 22-35, 41, 45-51, 55, 57-65, 70-75	
0-180 ADJUSTABLE ANGLE DRIVEN TOOL WITH DIGITAL DISPLAY H=54mm	13, 32		DRIVEN GEAR HOBBER	15, 35	
0-180 ADJUSTABLE ANGLE DRIVEN TOOL WITH DIGITAL DISPLAY H=72mm	33		G		
A			GEAR HOBBER - REINFORCED	65	
ACCESSORIES	70-75		GEAR HOBBER- REINFORCED	50	
AXIAL 2 + 2 POSITION BORING BAR HOLDER	19		M		
AXIAL DRIVEN TOOL CAPTO C4 H=72mm	41		MTSK-40 ER ADAPTORS	70	
AXIAL DRIVEN TOOL COROMANT CAPTO H=110mm	55		MTSK-40 MILL ADAPTORS	71	
AXIAL DRIVEN TOOL FOR INTERNAL POLYGON MAKING	9		MTSK-50 ER ADAPTORS	72	
AXIAL DRIVEN TOOL H=110mm	61		MTSK-50 MILL ADAPTORS	73	
AXIAL DRIVEN TOOL H=60mm	5		MTSK-63 ER ADAPTORS	74	
AXIAL DRIVEN TOOL H=70mm	6		MTSK-63 MILL ADAPTORS	75	
AXIAL DRIVEN TOOL H=72mm	24		Q		
AXIAL DRIVEN TOOL H=85mm	27, 60		QUICK CHANGE AXIAL MTSK DRIVEN TOOL H=110mm	61	
AXIAL GEARED-DOWN 2:1 DRIVEN TOOL H=110mm	63		QUICK CHANGE AXIAL MTSK DRIVEN TOOL H=72mm	26	
AXIAL GEARED-DOWN 2:1 DRIVEN TOOL H=85mm	62		QUICK CHANGE AXIAL MTSK DRIVEN TOOL H=85mm	29, 60	
AXIAL GEARED-UP 1:2 DRIVEN TOOL	8		QUICK CHANGE AXIAL MTSK GEARED-DOWN 2:1 DRIVEN TOOL H=85mm	62	
AXIAL GEARED-UP 1:2 DRIVEN TOOL H=110mm	64		QUICK CHANGE AXIAL MTSK GEARED-DOWN 2:1 DRIVEN TOOL H=110mm	63	
AXIAL GEARED-UP 1:2 DRIVEN TOOL H=72mm	30		QUICK CHANGE AXIAL MTSK REINFORCED DRIVEN TOOL H=72mm	26	
AXIAL GEARED-UP 1:2 OPPOSITE FACE TWIN DRIVEN TOOL H=60mm	10		QUICK CHANGE AXIAL MTSK REINFORCED DRIVEN TOOL H=85mm	29	
AXIAL GEARED-UP 1:2 OPPOSITE FACE TWIN DRIVEN TOOL H=70mm	11		QUICK CHANGE AXIAL MTSK-40 DRIVEN TOOL H=60mm	5	
AXIAL GEARED-UP 1:2 SINGLE SIDE TWIN HEAD DRIVEN TOOL IN Y	11		QUICK CHANGE AXIAL MTSK-40 DRIVEN TOOL H=70mm	7	
AXIAL GEARED-UP 1:3 DRIVEN TOOL	64		QUICK CHANGE AXIAL MTSK-50 REINFORCED DRIVEN TOOL H=110mm	49	
AXIAL GEARED-UP 1:5.625 DRIVEN TOOL	8		QUICK CHANGE RADIAL MTSK REINFORCED DRIVEN TOOL	22	
AXIAL MULTIPLE 2+2 OUTLET DRIVEN TOOL IN Y	12		QUICK CHANGE RADIAL MTSK-40 DRIVEN TOOL	1	
AXIAL OPPOSITE FACE DRIVEN TOOL	9		QUICK CHANGE RADIAL MTSK-50 DRIVEN TOOL	45	
AXIAL OPPOSITE FACE DRIVEN TOOL	10		QUICK CHANGE RADIAL MTSK-63 DRIVEN TOOL	57	
AXIAL OPPOSITE FACE DRIVEN TOOL H=72mm	30		R		
AXIAL OPPOSITE FACE REAR-SET DRIVEN TOOL	10		RADIAL ±25° ADJUSTABLE ANGLE DRIVEN TOOL RE-DIRECTED BY 50mm	48	
AXIAL REAR-SET DRIVEN TOOL	7		RADIAL BLADE HOLDER WITH BLADE KIT	38	
AXIAL REAR-SET SINGLE BORING BAR HOLDER CAPTO C4	21		RADIAL BLADE HOLDER WITH INTERNAL COOLANT-BLADE KIT NOT INCLUDED	17, 38	
AXIAL REINFORCED DRIVEN TOOL H=110mm	49		RADIAL DOUBLE BLADE HOLDER WITH BLADE KIT	17	
AXIAL REINFORCED DRIVEN TOOL H=72mm	25		RADIAL DOUBLE SIDE TWIN STATIC TOOL	16, 37	
AXIAL REINFORCED DRIVEN TOOL H=85mm	28		RADIAL DOUBLE STATIC TOOL CAPTO C4	43	
AXIAL SINGLE BORING BAR HOLDER 50mm H=110mm	54		RADIAL DOUBLE STATIC TOOL H=75mm	37	
AXIAL SINGLE BORING BAR HOLDER 60mm H=100mm	40		RADIAL DOUBLE STATIC TOOL H=90mm	37	
AXIAL SINGLE BORING BAR HOLDER 80mm H=110mm	54		RADIAL DRIVEN TOOL	1, 45, 57	
AXIAL SINGLE BORING BAR HOLDER H=110mm	68		RADIAL DRIVEN TOOL CAPTO C4	41	
AXIAL SINGLE BORING BAR HOLDER H=60mm	18, 53		RADIAL DRIVEN TOOL CAPTO C5	55	
			RADIAL DRIVEN TOOL RE-DIRECTED IN Z BY 100mm	46	
			RADIAL DRIVEN TOOL RE-DIRECTED IN Z BY 110mm	58	
			RADIAL DRIVEN TOOL RE-DIRECTED IN Z BY 36mm	2	
			RADIAL GEARED-DOWN 2:1 DRIVEN TOOL RE-DIRECTED IN Z BY 100mm	46	

Table of Contents

Alphabetized Listing

R

RADIAL GEARED-DOWN 2:1 DRIVEN TOOL RE-DIRECTED IN Z BY 110mm	58
RADIAL GEARED-DOWN 2:1 DRIVEN TOOL RE-DIRECTED IN Z BY 36mm	2
RADIAL GEARED-DOWN 2:1 DRIVEN TOOL REDIRECTED IN Z BY 80mm	23
RADIAL GEARED-UP 1:2 DRIVEN TOOL REDIRECTED IN Z BY 36mm	23
RADIAL GEARED-UP 1:2 DRIVEN TOOL RE-DIRECTED IN Z BY 36mm	3
RADIAL GEARED-UP 1:2 DRIVEN TOOL RE-DIRECTED IN Z BY 47.5mm	47
RADIAL GEARED-UP 1:3 DRIVEN TOOL REDIRECTED IN Z BY 70mm	59
RADIAL GEARED-UP 1:4 DRIVEN TOOL	48
RADIAL GEARED-UP 1:5.625 DRIVEN TOOL	3
RADIAL REAR-SET SINGLE STATIC TOOL	36
RADIAL RE-DIRECTED DRIVEN TOOL IN Z BY 47.5mm	47
RADIAL REINFORCED DRIVEN TOOL	22
RADIAL SINGLE REAR-SET STATIC CAPTO C4	42
RADIAL SINGLE REAR-SET STATIC CAPTO C5	42
RADIAL SINGLE REAR-SET STATIC CAPTO C6	43
RADIAL SINGLE SIDE TWIN STATIC TOOL	16, 52
RADIAL SINGLE STATIC TOOL	16, 52
RADIAL SINGLE STATIC TOOL H=75mm	36
RADIAL SINGLE STATIC TOOL H=90mm	36
RADIAL SINGLE-SIDE TWIN HEAD DRIVEN TOOL IN Y-AXIS	4, 23
RADIAL STATIC TOOL	52, 66

S

See Accessories for MTSK Quick Change Tool Holder Clamps	1, 5, 7, 22, 26, 29, 45, 49, 57, 60-63
See Accessories for Polygon Making Mill Heads	9
SINGLE REAR-SET RADIAL STATIC TOOL CAPTO C4	20
STATIC	16-21, 36-40, 42-44, 52-54, 56, 66-69

Table of Contents

Part Number Index

0			DWO 0182100	Driven Gear Hobber Geared-Down 2:1	65
0319108	Internal Polygon-Making Weldon 8	9	DWO 0190111	Axial Geared-Up Cool Thru* H=60mm	8
0319110	Internal Polygon-Making Weldon 10	9	DWO 0190116	Axial Geared-Up H=60mm	8
0319112	Internal Polygon-Making Weldon 12	9	DWO 0190311	Axial Geared-Up Cool Thru* H=70mm	8
0319116	Internal Polygon-Making Weldon 16	9	DWO 0190316	Axial Geared-Up H=70mm	8
0319125	Internal Polygon-Making ER25	9	DWO 0249108	Internal Polygon-Making Weldon 8	9
0321100	Gear Hobbing Tool 1:1	35	DWO 0249110	Internal Polygon-Making Weldon 10	9
0322100	Gear Hobbing Tool 2:1 Geared Down	35	DWO 0249112	Internal Polygon-Making Weldon 12	9
0621100	Gear Hobber 1:1	15	DWO 0249116	Internal Polygon-Making Weldon 16	9
0622100	Gear Hobber Geared-Down 2:1	15	DWO 0249125	Internal Polygon-Making ER25	9
0630025	Axial ER25 Standard Rear-Set H=78mm	7	DWO 0251100	Gear Hobbing Tool	50
0632525	Axial Off-Set Double Outlet ERA25/ERA25 H=70mm	10	DWO 0252100	Gear Hobbing Tool Geared Down	50
0720016	Radial Redirected Mill Head Ø16x17mm	2	DWO 0272000	Radial Double Static Tool Ø20mm	37
0720022	Radial Redirected Mill Head Ø22x19mm	2	DWO 0272500	Radial Double Static Tool Ø25mm	37
0720025	Radial Redirected ER25	2	DWO 0272510	Radial Double Static Tool Ø25mm Cool Thru*	37
0720027	Radial Redirected Mill Head Ø27x21mm	2	DWO 0272540	Radial Double Static Tool 1"	37
0720032	Radial Redirected ER32	2	DWO 0333200	Axial Static Tool Ø32mm	67
0721225	Radial Geared-Up 1:2 Redirected ER25	3	DWO 0348000	Axial Single BBH: 80mm	68
0722116	Radial Geared-Down 2:1 Redirected Ø16x17	2	DWO 0363810	Axial BBH: 1 1/2"	53
0722122	Radial Geared-Down 2:1 Redirected Ø22x19	2	DWO 0364000	Axial BBH: 40mm	53
0722127	Radial Geared-Down 2:1 Redirected Ø27x21	2	DWO 0365000	Axial BBH: 50mm	53
0722132	Radial Geared-Down 2:1 Redirected ER32	2	DWO 0365080	Axial BBH: 2.0"	53
0730016X2	Radial Double Outlet ER16	4	DWO 0422500	Axial Static Tool 25mm x 25mm	18
0730025X2	Radial Double Outlet ER25	4	DWO 0422510	Axial Static Tool 25mm x 25mm Cool Thru	18
0761905	Radial Double-Side Twin Static Tool: 3/4"	16	DWO 0422540	Axial Static Tool 1" x 1"	18
0762000	Radial Double-Side Twin Static Tool: 20mm	16	DWO 0430120	Radial Re-Directed Driven Tool	47
0772500	Radial Single-Side Twin Double Tool: 25mm	16	DWO 0430220	Geared-Up Re-Directed Driven Tool ERA20	47
0772540	Radial Single-Side Twin Double Tool: 1"	16	DWO 0444010	Single Rear-Set Radial Capto C4 Right Hand	20
0813810	Axial Single BBH: 1 1/2"	18	DWO 0444010LC	Single Rear-Set Radial Capto C4 Left Hand	20
0814000	Axial Single BBH: 40mm	18	DWO 0450116	Radial Geared-Up ER16 1:4	48
0832500	Axial Single BBH: 25mm	39	DWO 0460150	Axial Geared-Down ERA50	62
0833810	Axial Single BBH: 1-1/2"	39	DWO 0460250	Axial Geared-Down ERA50 Cool Thru*	62
0834000	Axial Single BBH: 40mm	39	DWO 0482000	Radial Static Tool: 20mm H=90mm	36
0835000	Axial Single BBH: 50mm	39	DWO 0482500	Radial Static Tool: 25mm H=90mm	36
0835080	Axial Single BBH: 2"	39	DWO 0482540	Radial Static Tool: 1" H=90mm	36
0891225	Axial Geared-Up 1:2 ER25 H=60mm	8	DWO 0540216	Radial Y-Axis Double Outlet ER16	23
0891325	Axial Geared-Up 1:2 ER25 H=60mm Cool Thru*	8	DWO 0540225	Radial Y-Axis Double Outlet ER25	23
0893625	Axial Geared-Up 1:2 ER25 H=70mm	8	DWO 0580125	Axial Geared-Up 1:3 ER25	64
0893725	Axial Geared-Up 1:2 ER25 H=70mm Cool Thru*	8	DWO 0580225	Axial Geared-Up 1:3 ER25 Cool Thru*	64
			DWO 0600111	Radial Geared-Up 1:5.625 ER11 Cool Thru*	3
			DWO 0600116	Radial Geared-Up 1:5.625 ER16	3
B			DWO 0622500	Radial Double Side Twin Static Tool H=25mm	37
BLADEKIT	Blade Kit: 1 Blade, 10 Inserts	17	DWO 0622540	Radial Double Side Twin Static Tool H=1"	37
BLADEKIT	Blade Kit: 1 Blade, 10 Inserts	38	DWO 0660120	0-180 Adj.Angle ERA20 H=47.5mm	13
C			DWO 0660220	0-180 Adj.Angle ERA20 H=47.5mm, Cool Thru*	13
COOL THRU	Blade Kit: 1 Blade, 10 Inserts	38	DWO 0660316	0-180 Adj.Angle Geared-Up 1:2 H=47.5mm	14
BLADEKIT			DWO 0660416	0-180 Adj.Angle Geared-Up 1:2 H=47.5mm, Cool Thru*	14
COOL THRU	Blade Kit: 1 Blade, 10 Inserts	17	DWO 0665120	0-180 Adj. Angle ERA20 with Digital Display	14
BLADEKIT			DWO 0665220	0-180 Adj. Angle ERA20 with Digital Display Cool Thru*	14
D			DWO 0665316	0-180 Adj. Angle ERA16 Geared-Up with Digital Display	15
DWO 0080125	Axial Double Outlet ER25/ER25 H=60mm	9	DWO 0665416	0-180 Adj. Angle ERA16 Geared-Up with Digital Display Cool Thru*	15
DWO 0080132	Axial Double Outlet ER32/ER32 H=60mm	9	DWO 0672000	Radial Double Static Tool 20mm H=75mm	37
DWO 0080325	Axial Double Outlet ER25/ER25 H=70mm	9	DWO 0672500	Radial Double Static Tool 25mm H=75mm	37
DWO 0080332	Axial Double Outlet ER32/ER32 H=70mm	9	DWO 0700125	Axial ER25 H=72mm	24
DWO 0091905	Axial 2+2 BBH: 3/4"	19	DWO 0700132	Axial ER32 H=72mm	24
DWO 0092000	Axial 2+2 BBH: 20mm	19	DWO 0700140	Axial ER40 H=72mm	24
DWO 0092500	Axial 2+2 BBH: 25mm	19	DWO 0700225	Axial ER25 H=72mm Cool Thru*	24
DWO 0092540	Axial 2+2 BBH: 1"	19	DWO 0700232	Axial ER32 H=72mm Cool Thru*	24
DWO 0093175	Axial 2+2 BBH: 1 1/4"	19	DWO 0700240	Axial ER40 H=72mm Cool Thru*	24
DWO 0093200	Axial 2+2 BBH: 32mm	19	DWO 0700325	Axial ERA25 H=72mm	24
DWO 0100216	Axial Y AXIS Double Outlet ER16 H=60mm	11	DWO 0700425	Axial ERA25 H=72mm Cool Thru*	24
DWO 0100225	Axial Y AXIS Double Outlet ER25 H=60mm	11	DWO 0700516	Axial Mill Head D=16mm, L=17mm	24
DWO 0102216	Axial Y AXIS Double Outlet ER16 H=70mm	11	DWO 0700522	Axial Mill Head D=22mm, L=19mm	24
DWO 0102225	Axial Y AXIS Double Outlet ER25 H=70mm	11	DWO 0700527	Axial Mill Head D=27mm, L=21mm	24
DWO 0140125	Geared-Up 1:2 Redirected 36mm ER25	23			
DWO 0181100	Driven Gear Hobber 1:1	65			

Table of Contents

Part Number Index

DWO 0720132	Axial Opposite Face ER32+ER25 H=72mm	30	DWO 1130522	Axial Mill Head D=22mm, L=19mm	27
DWO 0722520	Axial Opposite Face ERA25+ERA20 H=72mm	30	DWO 1130527	Axial Mill Head D=27mm, L=21mm	27
DWO 0746000	Axial Single BBH: 60mm	40	DWO 1170140	Axial MTSK-40 H=72mm	26
DWO 0752500	Radial Single Static Tool	52	DWO 1170150	Axial MTSK-50 H=72mm	26
DWO 0760163	Axial MTSK-63 Geared-Down	62	DWO 1170240	Axial MTSK-40 H=72mm Cool Thru*	26
DWO 0760263	Axial MTSK-63 Geared-Down Cool Thru*	62	DWO 1170250	Axial MTSK-50 H=72mm Cool Thru*	26
DWO 0770140	Axial MTSK-40 H=60mm	5	DWO 1180140	Axial MTSK-40 H=85mm	29
DWO 0770240	Axial MTSK-40 H=60mm Cool Thru*	5	DWO 1180150	Axial MTSK-50 H=85mm	29
DWO 0780140	Axial MTSK-40 H=70mm	7	DWO 1180240	Axial MTSK-40 H=85mm Cool Thru*	29
DWO 0780240	Axial MTSK-40 H=70mm Cool Thru*	7	DWO 1180250	Axial MTSK-50 H=85mm Cool Thru*	29
DWO 0801140	Radial MTSK-40 Driven Tool	1	DWO 1200163	MTSK-63 Geared-Down 2:1	63
DWO 0820140	0-180 Adj. Angle ER40	50	DWO 1200263	MTSK-63 Geared-Down 2:1 Cool Thru*	63
DWO 0820240	0-180 Adj. Angle ER40 Cool Thru*	50	DWO 1210150	Axial ERA50 Geared-Down 2:1	63
DWO 0820332	0-180 Adj. Angle ERA32	50	DWO 1210250	Axial ERA50 Geared-Down 2:1 Cool Thru*	63
DWO 0820432	0-180 Adj. Angle ERA32 Cool Thru*	50	DWO 1240150	Radial ERA50	57
DWO 0830140	0-180 Adj. Angle ER40 BMT85	65	DWO 1290140	Axial Weldon 40 Cool Thru*	61
DWO 0830240	0-180 Adj. Angle ER40 BMT85 Cool Thru*	65	DWO 1290150	Axial ERA50	61
DWO 0830332	0-180 Adj. Angle ERA32 BMT85	65	DWO 1290240	Axial Weldon 40	61
DWO 0830432	0-180 Adj. Angle ERA32 BMT85 Cool Thru*	65	DWO 1291250	Axial ERA50 Cool Thru*	61
DWO 0870125	Axial ER25 H=60mm	5	DWO 1302500	Radial Static Tool 25mm x 25 mm	52
DWO 0870132	Axial ER32 H=60mm	5	DWO 1302540	Radial Static Tool 1" x 1"	52
DWO 0870140	Axial ER40 H=60mm	5	DWO 1303175	Radial Static Tool 1 1/4" x 1 1/4"	52
DWO 0870225	Axial ER25 H=60mm Cool Thru*	5	DWO 1303200	Radial Static Tool 32mm x 32mm	52
DWO 0870232	Axial ER32 H=60mm Cool Thru*	5	DWO 1312500	Axial Static Tool 25mm x 25mm	53
DWO 0870240	Axial ER40 H=60mm Cool Thru*	5	DWO 1312540	Axial Static Tool 1" x 1"	53
DWO 0870325	Axial ERA25 H=60mm	5	DWO 1313175	Axial Static Tool 1 1/4" x 1 1/4"	53
DWO 0870425	Axial ERA25 H=60mm Cool Thru*	5	DWO 1313200	Axial Static Tool 32mm x 32mm	53
DWO 0870516	Axial Mill Head D=17 L=17 H=60mm	5	DWO 1328000	Axial Single Boring Bar Holder 80mm	54
DWO 0870522	Axial Mill Head D=22 L=19 H=60mm	5	DWO 1335000	Axial Single BBH 50mm H=110mm	54
DWO 0870527	Axial Mill Head D=27 L=21 H=60mm	5	DWO 1340140	Axial ER40 Reinforced	49
DWO 0880125	Axial ER25 H=70mm	6	DWO 1340240	Axial ER40 Reinforced Cool Thru*	49
DWO 0880132	Axial ER32 H=70mm	6	DWO 1340522	Axial Reinforced Mill Head Ø22x19	49
DWO 0880140	Axial ER40 H=70mm	6	DWO 1340725	Axial Reinforced Weldon25	49
DWO 0880225	Axial ER25 H=70mm Cool Thru*	6	DWO 1340825	Axial Reinforced Weldon25 Cool Thru*	49
DWO 0880232	Axial ER32 H=70mm Cool Thru*	6	DWO 1384010	Rear-Set Radial Static Capto C4 Right Hand	42
DWO 0880240	Axial ER40 H=70mm Cool Thru*	6	DWO 1384010LC	Rear-Set Radial Static Capto C4 Left Hand	42
DWO 0880325	Axial ERA25 H=70mm	6	DWO 1390140	Axial Weldon 40 Cool Thru*	60
DWO 0880425	Axial ERA25 H=70mm Cool Thru*	6	DWO 1390150	Axial ERA50	60
DWO 0880516	Axial Mill Head H=70mm	6	DWO 1390240	Axial Weldon 40	60
DWO 0880522	Axial Mill Head H=70mm	6	DWO 1391250	Axial ERA50 Cool Thru*	60
DWO 0880527	Axial Mill Head H=70mm	6	DWO 1410132	Radial Blade Holder with Blade Kit	38
DWO 0901132	Radial ER32	1	DWO 1422500	Radial Static Tool Ø25mm	36
DWO 0901325	Radial ERA25	1	DWO 1422510	Radial Static Tool Ø25mm Cool Thru*	36
DWO 0901332	Radial ERA32	1	DWO 1422540	Radial Static Tool 1"	36
DWO 0950216	Axial Geared-Up 1:2 Y-Axis Double ER16 H=60	11	DWO 1452500	Axial Static Tool 25mm	39
DWO 0950225	Axial Geared-Up 1:2 Y-Axis Double ER25 H=60	11	DWO 1452540	Axial Static Tool 1"	39
DWO 0951216	Axial Geared-Up 1:2 Y-Axis Double ER16 H=70	11	DWO 1540132	Radial Reinforced ER32	22
DWO 0951225	Axial Geared-Up 1:2 Y-Axis Double ER25 H=70	11	DWO 1540140	Radial Reinforced ER40	22
DWO 1053175	Axial Static Tool 1-1/4"	67	DWO 1540625	Radial Reinforced Weldon 25 Cool Thru*	22
DWO 1067620	Axial Single BBH: 3"	68	DWO 1540827	Radial Reinforced 27x21mm Cool Thru*	22
DWO 1073175	Radial Static Tool 1 1/4" x 1 1/4"	66	DWO 1550140	Radial MTSK-40 Reinforced	22
DWO 1073200	Radial Static Tool 32mm x 32mm	66	DWO 1550150	Radial MTSK-50 Reinforced	22
DWO 1120225	Axial Single Side Twin ER25	31	DWO 1560140	Radial ERA40	45
DWO 1120325	Axial Single Side Twin ERA25	31	DWO 1560332	Radial ERA32	45
DWO 1121225	Axial Single Side Twin ER25 Cool Thru	31	DWO 1560432	Radial ERA32 Cool Thru*	45
DWO 1121325	Axial Single Side Twin ERA25 Cool Thru	31	DWO 1580332	Radial Geared-Down 2:1 Redirected 80mm in Z	23
DWO 1122225	Axial Single Side Twin ER25+ER25	31	DWO 1600163	Axial MTSK-63	61
DWO 1122325	Axial Single Side Twin ERA25+ERA25	31	DWO 1600263	Axial MTSK-63 Cool Thru*	61
DWO 1130125	Axial ER25 H=85mm	27	DWO 1702520	Axial Double Outlet ERA25/ERA20 H=60mm	10
DWO 1130132	Axial ER32 H=85mm	27	DWO 1703225	Axial Double Outlet ER32/ER25 H=60mm	10
DWO 1130140	Axial ER40 H=85mm	27	DWO 1712520	Axial Double Outlet ERA25/ERA20 H=70mm	10
DWO 1130225	Axial ER25 H=85mm Cool Thru*	27	DWO 1713225	Axial Double Outlet ER32/ER25 H=70mm	10
DWO 1130232	Axial ER32 H=85mm Cool Thru*	27	DWO 1730132L	Radial Blade Holder with Cool Thru (Left Hand)	38
DWO 1130240	Axial ER40 H=85mm Cool Thru*	27	DWO 1730132R	Radial Blade Holder with Cool Thru (Right Hand)	38
DWO 1130325	Axial ERA25 H=85mm	27	DWO 1750163	Radial MTSK-63	57
DWO 1130425	Axial ERA25 H=85mm Cool Thru*	27	DWO 1750263	Radial MTSK-63 Cool Thru*	57
DWO 1130516	Axial Mill Head D=16mm, L=17mm	27	DWO 1840120	0-180 Adj. Angle ER20 with Digital Display	13

Table of Contents

Part Number Index

DWO 1840125	0-180 Adj. Angle ER5 with Digital Display	13	DWO 2470825	Axial Reinforced Weldon 25 Cool Thru*	25
DWO 1840516	0-180 Adj. Angle 16x17mm with Digital Display	13	DWO 2480132	Axial Reinforced ER32	28
DWO 1840519	0-180 Adj. Angle 3/4"x3/4" with Digital Display	13	DWO 2480232	Axial Reinforced ER32 Cool Thru*	28
DWO 1840522	0-180 Adj. Angle 22x19mm with Digital Display	13	DWO 2480725	Axial Reinforced Weldon 25	28
DWO 1850120	0-180 Adj. Angle ERA20 with Digital Display	32	DWO 2480825	Axial Reinforced Weldon 25 Cool Thru*	28
DWO 1850125	0-180 Adj. Angle ER25 with Digital Display	32	DWO 2644010	Axial Single Static Tool Capto C4 Right Hand	44
DWO 1850516	0-180 Adj. Angle 16x17mm with Digital Display	32	DWO 2644010LC	Axial Single Static Tool Capto C4 Left Hand	44
DWO 1850519	0-180 Adj. Angle 3/4"x3/4" with Digital Display	32	DWO 2710420	Radial Redirected ERA20 Cool Thru*	2
DWO 1850522	0-180 Adj. Angle 22x19mm with Digital Display	32	DWO 2856010	Axial Single Static Tool Capto C6 Right Version	56
DWO 1910120	0-180 Adjustable Angle ER20	12	DWO 2856010LC	Axial Single Static Tool Capto C6 Left Version	56
DWO 1910125	0-180 Adjustable Angle ER25	12	DWO 2882500	Axial Single BBH: 25mm	40
DWO 1910516	0-180 Adjustable Angle 16x17mm	12	DWO 2884000	Axial Single BBH: 40mm	40
DWO 1910519	0-180 Adjustable Angle 3/4"x3/4"	12	DWO 2980332	Radial ±25° Adj. Angle Redirected by 50mm	48
DWO 1910522	0-180 Adjustable Angle 22x19mm	12	DWO 2990163	Axial MTSK-63	60
DWO 1920120	0-180 Adjustable Angle ER20	32	DWO 2990263	Axial MTSK-63 Cool Thru*	60
DWO 1920125	0-180 Adjustable Angle ER25	32	DWO 3030250	Radial Driven Tool Capto C5	55
DWO 1920516	0-180 Adjustable Angle 16x17mm	32	DWO 3080140	Axial Driven Tool Capto C4	41
DWO 1920519	0-180 Adjustable Angle 3/4"x3/4"	32	DWO 3080240	Axial Driven Tool Capto C4 Cool Thru*	41
DWO 1920522	0-180 Adjustable Angle 22x19mm	32	DWO 3106010	Axial Single Static Tool Capto C6 Right Version	69
DWO 1940120	0-180 Adjustable Angle ERA20	33	DWO 3106010LC	Axial Single Static Tool Capto C6 Left Version	69
DWO 1940220	0-180 Adjustable Angle ERA20 Cool Thru*	33	DWO 3150140	Radial Driven Tool Capto C4	41
DWO 1940316	0-180 Adj. Angle Geared-Up ERA16	34	DWO 3150240	Radial Driven Tool Capto C4 Cool Thru*	41
DWO 1940416	0-180 Adj. Angle Geared-Up ERA16 Cool Thru*	34	DWO 3176010	Radial Single Rear-Set Capto C6 Right Hand	43
DWO 1945120	0-180 Adj. Angle ERA20 with Digital Display	33	DWO 3176010LC	Radial Single Rear-Set Capto C6 Left Hand	43
DWO 1945220	0-180 Adj. Angle ERA20 with Digital Display Cool Thru*	33	DWO 3190350	Axial ER50	61
DWO 1945316	0-180 Adj. Angle Geared-Up ERA16 with Digital Display	34	DWO 3190450	Axial ER50 Cool Thru*	61
DWO 1945416	0-180 Adj. Angle Geared-Up ERA16 with Digital Display Cool Thru*	34	DWO 3200350	Axial ER50	60
DWO 1980100	Broaching/Slotting Tool 50mm Stroke H=90mm	51	DWO 3200450	Axial ER50 Cool Thru*	60
DWO 1980200	Broaching/Slotting Tool 25mm Stroke H=90mm	51	DWO 3270150	Axial Geared-Up 1:2 ER50	64
DWO 1991140	Radial ERA40 Re-Directed in Z by 100mm	46	DWO 3270250	Axial Geared-Up 1:2 ER50 Cool Thru*	64
DWO 1992140	Radial ERA40 Geared-Down Re-Directed in Z by 100mm	46	DWO 3320332	Radial Geared-Up 1:3 ERA32	59
DWO 1992240	Radial ERA40 Re-Directed in Z by 100mm Cool Thru*	46	DWO 3390240	Radial ER40 Cool Thru*	45
DWO 1994240	Radial ERA40 Geared-Down Re-Directed in Z by 100mm Cool Thru*	46	DWO 3414010	Axial Single Static Tool Capto C4 Right Hand	44
DWO 2121140	Radial ERA40 Re-Directed in Z by 110mm	58	DWO 3414010LC	Axial Single Static Tool Capto C4 Left Hand	44
DWO 2121240	Radial ERA40 Re-Directed in Z by 110mm Cool Thru*	58	DWO 3424020	Radial Double Static Tool Capto C4 Right Hand	43
DWO 2122140	Radial ERA40 Geared-Down Re-Directed in Z by 110mm	58	DWO 3424020LC	Radial Double Static Tool Capto C4 Left Hand	43
DWO 2122240	Radial ERA40 Geared-Down Re-Directed in Z by 110mm Cool Thru*	58	DWO 3430140	Axial Driven Tool Capto C4	55
DWO 2130150	Radial MTSK-50	45	DWO 3430150	Axial Driven Tool Capto C5	55
DWO 2130250	Radial MTSK-50 Cool Thru*	45	DWO 3430240	Axial Driven Tool Capto C4 Cool Thru*	55
DWO 2160150	Axial Reinforced MTSK-50	49	DWO 3430250	Axial Driven Tool Capto C5 Cool Thru*	55
DWO 2160250	Axial Reinforced MTSK-50 Cool Thru*	49	DWO 3462510	Axial Static Tool 25mm Cool Thru*	39
DWO 2180150	Axial MTSK-50 H=72mm	26	DWO 3470232	Radial Reinforced ER32 Cool Thru*	22
DWO 2180250	Axial MTSK-50 H=72mm Cool Thru*	26	DWO 3470240	Radial Reinforced ER40 Cool Thru*	22
DWO 2190150	Axial MTSK-50 H=85mm	29	DWO 3480240	Radial MTSK-40 Reinforced Cool Thru*	22
DWO 2190250	Axial MTSK-50 H=85mm Cool Thru*	29	DWO 3480250	Radial MTSK-50 Reinforced Cool Thru*	22
DWO 2222510	Radial Single Static Tool 25mm Cool Thru	16	DWO 3490232	Radial ER32 Cool Thru*	1
DWO 2355000	Axial Single BBH 50mm	19	DWO 3490425	Radial ERA25 Cool Thru*	1
DWO 2355080	Axial Single BBH 2"	19	DWO 3490432	Radial ERA32 Cool Thru*	1
DWO 2380132	Radial Blade Holder with Blade Kit	17	DWO 3505010	Radial Single Rear-Set Capto C5 Right Hand	42
DWO 2390132L	Radial Double Blade Holder Cool Thru (Left Hand)	17	DWO 3505010LC	Radial Single Rear-Set Capto C5 Left Hand	42
DWO 2390132R	Radial Double Blade Holder Cool Thru (Right Hand)	17	DWO 3530325	±30° Adj. Angle Redirected ERA25	4
DWO 2400416	Axial Multiple 2+2 Outlet in Y ER16+ER16	12	DWO 3610450	Radial ERA50 Cool Thru*	57
DWO 2400425	Axial Multiple 2+2 Outlet in Y ER25+ER25	12	DWO 3640240	Radial MTSK-40 Driven Tool Cool Thru	1
DWO 2401416	Axial Multiple 2+2 Outlet in Y ER16+ER16	12	DWO 3652500	Radial Rear-Set Single Static Tool Ø25mm	36
DWO 2401425	Axial Multiple 2+2 Outlet in Y ER25+ER25	12	DWO 3746000	Axial Single BBH Ø60mm	68
DWO 2434010	Axial Rear-Set Boring Bar Holder C4 Right Hand	21	DWO 3753200	Axial Single Static Tool Ø32mm	67
DWO 2434010LC	Axial Rear-Set Boring Bar Holder C4 Left Hand	21	DWO 3780125	Axial Geared-Up 1:2 ERA25	30
DWO 2470132	Axial Reinforced ER32	25	DWO 3780225	Axial Geared-Up 1:2 ERA25 Cool Thru*	30
DWO 2470232	Axial Reinforced ER32 Cool Thru*	25	DWO 3792500	Radial Single Side Twin Static Tool Ø25mm	52
DWO 2470725	Axial Reinforced Weldon 25	25	DWO 3804010	Axial Single Static Tool Capto C4 Right Hand	21
			DWO 3804010LC	Axial Single Static Tool Capto C4 Left Hand	21
			DWO 3842500	Radial Single Static Tool 25mm	16
			DWO 3842540	Radial Single Static Tool 1"	16
			DWO 3930225	Axial Geared-Up 1:2 Opposite Face ERA25+ERA25	10
			DWO 3931225	Axial Geared-Up 1:2 Opposite Face ERA25+ERA25	11
			DWO 3942500	Radial Double-Side Twin Static Tool: 25mm	16
			DWO 3942540	Radial Double-Side Twin Static Tool: 1"	16

Table of Contents

Part Number Index

K			MTSK50C06	MTSK-50 Adaptor Mill Ø27x21	73
KIT 1000001	Plug for 32mm or 1 1/4" BBH to Make Cool Thru	19	MTSK50C07	MTSK-50 Adaptor Mill Ø32x24	73
KIT 1000002	Plug for 50mm or 2" BBH to Make Cool Thru	19	MTSK50D01	MTSK-50 Adaptor Weldon 6	73
KIT 1000002	Plug for 50mm BBH to Make Cool Thru	54	MTSK50D02	MTSK-50 Adaptor Weldon 8	73
KIT 1000003	Plug for 40mm BBH to Make Cool Thru	40	MTSK50D03	MTSK-50 Adaptor Weldon 10	73
KIT 1000005	Plug for 20mm or 3/4" BBH to Make Cool Thru	19	MTSK50D04	MTSK-50 Adaptor Weldon 12	73
KIT 1000006	Plug for 25mm or 1" BBH to Make Cool Thru	19	MTSK50D05	MTSK-50 Adaptor Weldon 16	73
KIT 1000006	Plug for 25mm or 1" BBH to Make Cool Thru	40	MTSK50D07	MTSK-50 Adaptor Weldon 20	73
KIT 1000025	Plug for 60mm BBH to Make Cool Thru	68	MTSK50D08	MTSK-50 Adaptor Weldon 25	73
KIT 1001002	Plug & Seal Kit for 50mm or 2" BBH to Make Cool Thru	53	MTSK50D11	MTSK-50 Adaptor Weldon 1/4"	73
			MTSK50D12	MTSK-50 Adaptor Weldon 5/16"	73
KIT 1001003	Plug & Seal Kit for 40mm BBH to Make Cool Thru	53	MTSK50D13	MTSK-50 Adaptor Weldon 3/8"	73
KIT 1001004	Plug & Seal Kit for 1-1/2" BBH to Make Cool Thru	53	MTSK50D14	MTSK-50 Adaptor Weldon 1/2"	73
KIT 1002013	Plug & Seal Kit for 80mm BBH to Make Cool Thru	68	MTSK50D15	MTSK-50 Adaptor Weldon 5/8"	73
KIT 1002014	Plug & Seal Kit for 3" BBH to Make Cool Thru	68	MTSK50E01	MTSK-50 Adaptor POWERGRIP PG25	73
KIT 1003002	Plug & Seal Kit for 50mm or 2" BBH to Make Cool Thru	39	MTSK50T00	MTSK-50 Cover Plug	73
			MTSK63A01	MTSK-63 Adaptor ER50	74
KIT 1003003	Plug & Seal Kit for 40mm BBH to Make Cool Thru	39	MTSK63A02	MTSK-63 Adaptor ER40	74
KIT 1003003	Plug & Seal Kit for 40mm BBH to Make Cool Thru	18	MTSK63A03	MTSK-63 Adaptor ER32	74
KIT 1003004	Plug & Seal Kit for 1 1/2" BBH to Make Cool Thru	18	MTSK63A04	MTSK-63 Adaptor ER25	74
KIT 1003004	Plug & Seal Kit for 1 1/2" BBH to Make Cool Thru	39	MTSK63B01	MTSK-63 Adaptor ERA40	74
KIT 1003006	Plug & Seal Kit for 25mm BBH to Make Cool Thru	39	MTSK63B02	MTSK-63 Adaptor ERA32	74
KIT 1003025	Plug & Seal Kit for 60mm BBH to Make Cool Thru	40	MTSK63B03	MTSK-63 Adaptor ERA25	74
KIT 1005013	Plug & Seal Kit for 80mm BBH to Make Cool Thru	54	MTSK63C02	MTSK-63 Adaptor Mill Ø16x17	75
			MTSK63C03	MTSK-63 Adaptor Mill 3/4"x3/4"	75
			MTSK63C04	MTSK-63 Adaptor Mill Ø22x19	75
MTSK40A02	MTSK-40 Adaptor ER32	70	MTSK63C05	MTSK-63 Adaptor Mill 1"x3/4"	75
MTSK40A03	MTSK-40 Adaptor ER25	70	MTSK63C06	MTSK-63 Adaptor Mill Ø27x21	75
MTSK40A05	MTSK-40 Adaptor ER16	70	MTSK63C07	MTSK-63 Adaptor Mill Ø27x21	75
MTSK40A06	MTSK-40 Adaptor ER16	70	MTSK63D01	MTSK-63 Adaptor Weldon 6	75
MTSK40A07	MTSK-40 Adaptor ER16	70	MTSK63D02	MTSK-63 Adaptor Weldon 8	75
MTSK40A08	MTSK-40 Adaptor ER11	70	MTSK63D03	MTSK-63 Adaptor Weldon 10	75
MTSK40A09	MTSK-40 Adaptor ER11	70	MTSK63D04	MTSK-63 Adaptor Weldon 12	75
MTSK40B02	MTSK-40 Adaptor ERA25	70	MTSK63D05	MTSK-63 Adaptor Weldon 16	75
MTSK40B03	MTSK-40 Adaptor ERA20	70	MTSK63D06	MTSK-63 Adaptor Weldon 20	75
MTSK40C02	MTSK-40 Adaptor Mill Ø16x17	71	MTSK63D17	MTSK-63 Adaptor Weldon 1"	75
MTSK40C03	MTSK-40 Adaptor Mill 3/4"	71	MTSK63E01	MTSK-63 POWERGRIP PG32	75
MTSK40C04	MTSK-40 Adaptor Mill Ø22x19	71	MTSK63T00	MTSK-63 Cover Plug	75
MTSK40C05	MTSK-40 Adaptor Mill Ø27x21	71			
MTSK40D01	MTSK-40 Adaptor Weldon 6	71			
MTSK40D02	MTSK-40 Adaptor Weldon 8	71			
MTSK40D03	MTSK-40 Adaptor Weldon 10	71			
MTSK40D04	MTSK-40 Adaptor Weldon 12	71			
MTSK40D06	MTSK-40 Adaptor Weldon 16	71			
MTSK40D07	MTSK-40 Adaptor Weldon 20	71			
MTSK40D11	MTSK-40 Adaptor Weldon 1/4"	71			
MTSK40D12	MTSK-40 Adaptor Weldon 5/16"	71			
MTSK40D13	MTSK-40 Adaptor Weldon 3/8"	71			
MTSK40D14	MTSK-40 Adaptor Weldon 1/2"	71			
MTSK40D21	MTSK-40 Adaptor Weldon 6	71			
MTSK40D24	MTSK-40 Adaptor Weldon 10	71			
MTSK40D25	MTSK-40 Adaptor Weldon 12	71			
MTSK40F01	MTSK-40 Adaptor Mill 1/2"	71			
MTSK40G03	MTSK-40 Adaptor MR25	71			
MTSK40H01	MTSK-40 Adaptor Morse 1	71			
MTSK40H02	MTSK-40 Adaptor Morse 2	71			
MTSK40T00	MTSK-40 Cover Plug	71			
MTSK50A01	MTSK-50 Adaptor ER40	72			
MTSK50A02	MTSK-50 Adaptor ER32	72			
MTSK50A03	MTSK-50 Adaptor ER25	72			
MTSK50A05	MTSK-50 Adaptor ER16	72			
MTSK50B01	MTSK-50 Adaptor ERA32	72			
MTSK50B02	MTSK-50 Adaptor ERA25	72			
MTSK50B03	MTSK-50 Adaptor ERA20	72			
MTSK50C02	MTSK-50 Adaptor Mill Ø16x17	73			
MTSK50C03	MTSK-50 Adaptor Mill 3/4"	73			
MTSK50C04	MTSK-50 Adaptor Mill Ø22x19	73			
MTSK50C05	MTSK-50 Adaptor Mill 1"x3/4"	73			