

DRIVEN and STATIC TOOLING  
For  
**YCM**



10139 BERGIN RD.  
HOWELL, MI 48843  
PHONE : 877-91-TOOLS ( 810-632-4446 )  
FAX: 877-92-TOOLS ( 810-632-4467 )  
EMAIL: [info@mdtooling.com](mailto:info@mdtooling.com)  
WEBSITE: [www.mdtooling.com](http://www.mdtooling.com)

# Live Tooling



M. T. Marchetti, a major live tool manufacturer in northern Italy, is a leader in live tool technology. The formula is simple. Use only the best angular contact high-speed bearings available. Add to this an exacting tolerances for all ground shafts, gears and bearing pocket features. Next, develop a sealed system that **will not** allow any contamination from chips or coolant.

Top this all off with a superior design and you end up with a live tool that is more rigid, faster and will last longer. **We back this up with a 2-Year factory warranty.**

## Our Live Tool Warranty

Our tooling will give years of service in the most demanding applications. The superior design and rugged construction has proven this over the last 12 years. The reliability of our tools allows us to provide a 2-year factory warranty.

MD T will repair any defective tool holders for a period of 2 years from the date of purchase.

## Product Range

We have the largest range of live tooling available for most major machine tool manufactures.

Our available products include an extensive line of standard live tooling as well as specialty tool holders such as 0-90 and 0-180 adjustable angle tool holders, gear hobbers, and even worm gear generators. Our product range includes geared up holders to 60,000 RPM and are engineered for 1,000 PSI coolant through.

We are an industry leader in providing complete tooling solutions with hundreds of static tool options as well.

## Technical Support

Here at MD Tooling we have a full technical support department with over 25 years of CNC experience.

Our highly qualified staff can help with part processing, tooling up a job from a blue print and even assist with part programming. Applications Engineers are always available by phone to answer any questions you may have about our tooling or any other CNC related issue.

## Stock and Replenishment

MD Tooling maintains an extensive inventory of tooling in our warehouse in Michigan. Our current "fi II" rate on orders is 93% from our stock in Michigan for same day shipping.

Should you require a non-stock item, our manufacturer, M.T. Marchetti also maintains a large inventory in Italy. Tooling can be obtained in as little as 3-5 business days.

## Shipping

MD Tooling realizes that when you need tooling, often you can't wait until the next day. We process orders and ship from available stock right up until 5PM EST to make certain we get your tooling solutions to you as quickly as possible.

We regularly ship throughout the day via DHL, UPS, FedEx or any other carrier that a customer requests.



10139 Bergin Road  
Howell, MI 48843  
**Phone:** 810 632-4446  
**Fax:** 810 632-4467  
**Email:** [info@mdtooling.com](mailto:info@mdtooling.com)  
**Web:** [www.mdtooling.com](http://www.mdtooling.com)

- Fast, Friendly, Reliable Service!
- Quality tooling at highly competitive pricing.
- 2-Year Warranty on all live tools.
- Extensive inventory. We currently ship over 93% of all orders same day.
- In-house repair services available.
- If a warranty tool needs to be returned for inspection, service or repair, loaner tools are available to keep your machine tool production up and running.
- More specialty tool holders than any other manufacturer.
- Custom tool holders available.
- All available tooling may not be shown in this catalog. If you can't find the holder you're looking for, please contact our office for assistance.



# Table of Contents

## Categorized Listing

<b>NT2000 16 STATION</b>	<b>1</b>		
<b>DRIVEN</b>	<b>1</b>		
RADIAL DRIVEN TOOL	1	AXIAL MTSK DRIVEN TOOL H=72mm	29
RADIAL MTSK-40 DRIVEN TOOL	1	AXIAL DRIVEN TOOL H=85mm	30
RADIAL DRIVEN TOOL RE-DIRECTED IN Z BY 36mm	2	AXIAL MTSK DRIVEN TOOL H=85mm	31
GEARED-DOWN RADIAL RE-DIRECTED DRIVEN TOOL	2	AXIAL DRIVEN TOOL H=100mm	31
GEARED-UP RADIAL RE-DIRECTED DRIVEN TOOL	2	AXIAL MTSK DRIVEN TOOL H=100mm	32
RADIAL GEARED-UP DRIVEN TOOL I=1:5.625	3	AXIAL GEARED-UP 1:2 DRIVEN TOOL	32
RADIAL SINGLE-SIDE TWIN HEAD DRIVEN TOOL IN Y-AXIS	3	AXIAL OPPOSITE FACE DRIVEN TOOL H=72mm	33
AXIAL DRIVEN TOOL H=60mm	4	AXIAL OPPOSITE FACE DRIVEN TOOL H=85mm	33
AXIAL MTSK-40 DRIVEN TOOL H=60mm	4	AXIAL OPPOSITE FACE DRIVEN TOOL H=100mm	33
AXIAL DRIVEN TOOL H=70mm	5	AXIAL SINGLE SIDE TWIN HEAD DRIVEN TOOL IN Y	34
AXIAL MTSK-40 DRIVEN TOOL H=70mm	6	0-90 ADJUSTABLE ANGLE DRIVEN TOOL	35
AXIAL DRIVEN TOOL H=85mm	6	0-180 ADJUSTABLE ANGLE DRIVEN TOOL WITH DIGITAL DISPLAY	
AXIAL MTSK-40 DRIVEN TOOL H=85mm	7	H=54mm	35
AXIAL REAR-SET DRIVEN TOOL	7	0-180 ADJUSTABLE ANGLE DRIVEN TOOL WITH DIGITAL DISPLAY	
AXIAL GEARED-UP DRIVEN TOOL I=1:2	8	H=100mm	36
AXIAL GEARED-UP DRIVEN TOOL I=1:5.625	9	DRIVEN GEAR HOBBER	37
AXIAL DRIVEN TOOL FOR INTERNAL POLYGON MAKING	10	GEAR HOBBER - REINFORCED	37
AXIAL OPPOSITE FACE DRIVEN TOOL	10	BROACHING/SLOTTING TOOL 50mm STROKE H=100mm	38
AXIAL OPPOSITE FACE DRIVEN TOOL REAR SET	11	BROACHING/SLOTTING TOOL 50mm STROKE H=85mm	38
AXIAL SINGLE SIDE TWIN HEAD DRIVEN TOOL	11	BROACHING/SLOTTING TOOL 25mm STROKE H=100mm	39
AXIAL GEARED-UP 1:2 SINGLE SIDE TWIN HEAD DRIVEN TOOL IN Y	12	BROACHING/SLOTTING TOOL 25mm STROKE H=85mm	39
0-90 ADJUSTABLE ANGLE DRIVEN TOOL	12		
0-180 ADJUSTABLE ANGLE DRIVEN TOOL WITH DIGITAL DISPLAY	13	<b>STATIC</b>	<b>40</b>
0-180 ADJUSTABLE ANGLE DRIVEN TOOL	13	RADIAL STATIC HOLDER H=75mm	40
0-180 ADJUSTABLE ANGLE DRIVEN TOOL WITH DIGITAL DISPLAY		RADIAL STATIC HOLDER H=90mm	40
H=47.5mm	14	RADIAL DOUBLE STATIC HOLDER	40
0-180 ADJUSTABLE ANGLE DRIVEN TOOL H=83	14	RADIAL DOUBLE STATIC HOLDER H=75mm	41
0-180 ADJUSTABLE ANGLE DRIVEN TOOL WITH DIGITAL DISPLAY		RADIAL DOUBLE SIDE TWIN STATIC TOOL	41
H=83mm	15	RADIAL BLADE HOLDER WITH BLADE KIT	41
0-180 ADJUSTABLE ANGLE GEARED-UP 1:2 DRIVEN TOOL H=47.5mm	15	RADIAL BLADE HOLDER WITH INTERNAL COOLANT-BLADE KIT NOT INCLUDED	42
0-180 ADJUSTABLE ANGLE GEARED-UP 1:2 DRIVEN TOOL WITH DIGITAL DISPLAY H=47.5mm	16	AXIAL STATIC TOOL	42
0-180 ADJUSTABLE ANGLE GEARED-UP DRIVEN TOOL H=83	16	AXIAL SINGLE BORING BAR HOLDER	42
0-180 ADJUSTABLE ANGLE GEARED-UP DRIVEN TOOL WITH DIGITAL DISPLAY H=83mm	17	AXIAL SINGLE BORING BAR HOLDER 40mm H=100mm	43
		AXIAL SINGLE BORING BAR HOLDER 50mm H=100mm	43
GEAR HOBBER	17	AXIAL SINGLE BORING BAR HOLDER 60mm H=100mm	43
GEAR HOBBER - RADIAL DRIVEN	18	DOUBLE AXIAL 2+2 BORING BAR HOLDER	44
BROACHING/SLOTTING TOOL 50mm STROKE	18	AXIAL 4 + 4 BORING BAR HOLDER	44
BROACHING/SLOTTING TOOL 25mm STROKE	18	TAILSTOCK FOR SUBSPINDLE	45
WORM GEAR DRIVEN TOOL	19		
<b>STATIC</b>	<b>20</b>	<b>TC 46</b>	<b>46</b>
RADIAL SINGLE SIDE TWIN STATIC TOOL	20	<b>DRIVEN</b>	<b>46</b>
RADIAL DOUBLE SIDE TWIN STATIC TOOL	20	RADIAL DRIVEN TOOL	46
RADIAL DOUBLE BLADE HOLDER WITH BLADE KIT	20	RADIAL MTSK DRIVEN TOOL	46
RADIAL BLADE HOLDER WITH INTERNAL COOLANT-BLADE KIT NOT INCLUDED	21	AXIAL DRIVEN TOOL H=85mm	47
AXIAL STATIC TOOL	21	AXIAL MTSK DRIVEN TOOL H=85mm	47
AXIAL SINGLE BORING BAR HOLDER H=60mm	21	AXIAL DRIVEN TOOL H=110mm	48
AXIAL SINGLE BORING BAR HOLDER H=100mm	22	AXIAL MTSK DRIVEN TOOL H=100mm	48
AXIAL 2 + 2 POSITION BORING BAR HOLDER	23	AXIAL GEARED-DOWN 2:1 DRIVEN TOOL	49
AXIAL 4 + 4 POSITION BORING BAR HOLDER	23	AXIAL MTSK GEARED-DOWN 2:1 DRIVEN TOOL H=85mm	49
TAILSTOCK FOR SUBSPINDLE	24	AXIAL GEARED-DOWN 2:1 DRIVEN TOOL H=110mm	50
<b>NT2000-2500 12 STATION</b>	<b>25</b>	AXIAL MTSK GEARED-DOWN 2:1 DRIVEN TOOL H=110mm	50
<b>DRIVEN</b>	<b>25</b>	AXIAL GEARED-UP DRIVEN TOOL I=1:3	51
RADIAL REINFORCED DRIVEN TOOL	25	0-180 ADJUSTABLE ANGLE DRIVEN TOOL	51
RADIAL MTSK REINFORCED DRIVEN TOOL	25	GEAR HOBBER - REINFORCED	52
RADIAL GEARED-DOWN 2:1 DRIVEN TOOL REDIRECTED 80mm IN Z	26	GEAR HOBBER - LARGE SIZE	52
RADIAL GEARED-UP 1:2 DRIVEN TOOL REDIRECTED 36mm IN Z	26	<b>STATIC</b>	<b>53</b>
RADIAL SINGLE-SIDE TWIN HEAD DRIVEN TOOL IN Y-AXIS	26	RADIAL STATIC TOOL	53
RADIAL INVERTED DRIVEN TOOL 250mm INTERAXIS	27	AXIAL STATIC TOOL	53
AXIAL DRIVEN TOOL H=72mm	28	AXIAL SINGLE BORING BAR HOLDER	53
		<b>ACCESSORIES</b>	<b>54</b>
		<b>DRIVEN</b>	<b>54</b>
		MTSK-40 ER ADAPTORS	54
		MTSK-40 MILL ADAPTORS	54
		MTSK-50 MILL ADAPTORS	55

# Table of Contents

## Categorized Listing

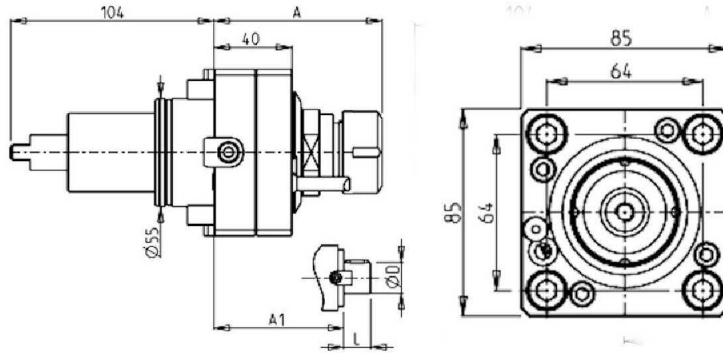

MTSK-50 SHELL & MILL HOLDERS	55
MTSK-63 CLAMPING UNITS ER	56
MTSK-63 CLAMPING UNITS MILL	56
POLYGON MAKING MILL HEAD (2 INSERTS)	57
POLYGON MAKING MILL HEAD (3 INSERTS)	57

---

## NT2000 16 STATION

### DRIVEN

#### RADIAL DRIVEN TOOL

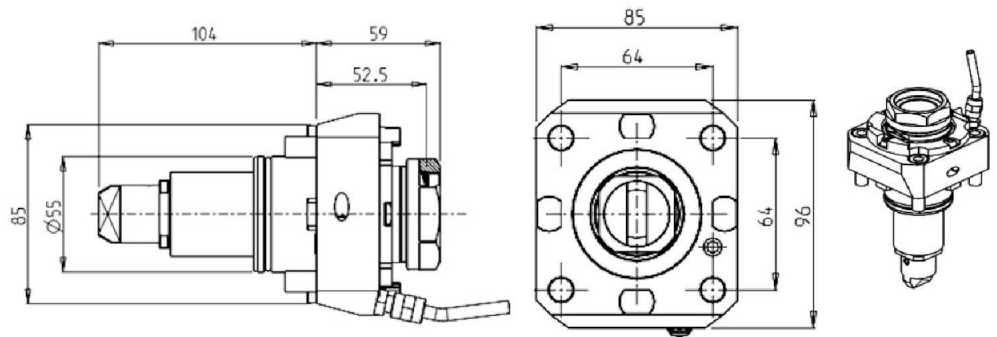



Part Number	Description	Spindle	I	RPM	Cool Thru	Ext. Cool	A	A1
DWO 0900325	Radial ERA25	ERA25	1:1	6000		X	42.5	
DWO 0900425	Radial ERA25 Cool Thru*	ERA25	1:1	6000	X	X	54.5	
DWO 0900132	Radial ER32	ER32	1:1	6000		X	71.2	
DWO 0900232	Radial ER32 Cool Thru*	ER32	1:1	6000	X	X	79.2	
DWO 0900332	Radial ERA32	ERA32	1:1	6000		X	54.5	
DWO 0900432	Radial ERA32 Cool Thru*	ERA32	1:1	6000	X	X	62.5	
DWO 0900816	Radial Weldon 16	Weldon 16	1:1	6000	X	X		62.5

\* Coolant Thru tools are designed for 1000 psi.  
They require 5 Micron Filtration and **CANNOT** be run dry.

#### RADIAL MTSK-40 DRIVEN TOOL

See Accessories for MTSK Quick Change Tool Holder Clamps

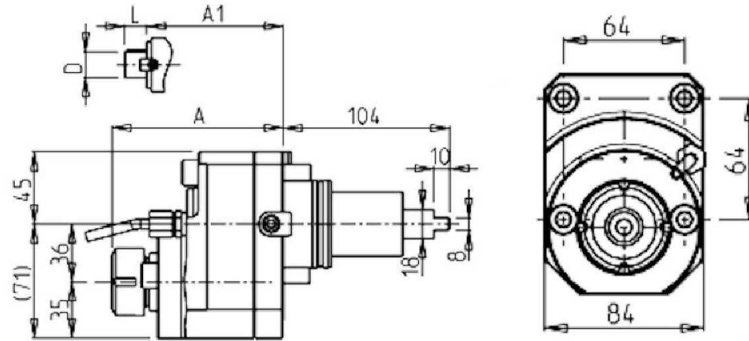



Part Number	Description	Spindle	I	RPM	Ext. Cool
DWO 0800140	Radial MTSK-40	MTSK-40	1:1	6000	X

## NT2000 16 STATION

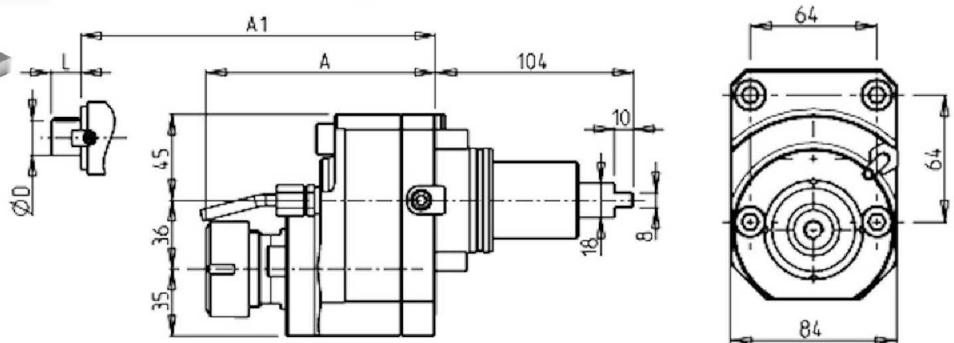

### DRIVEN

#### RADIAL DRIVEN TOOL RE-DIRECTED IN Z BY 36mm



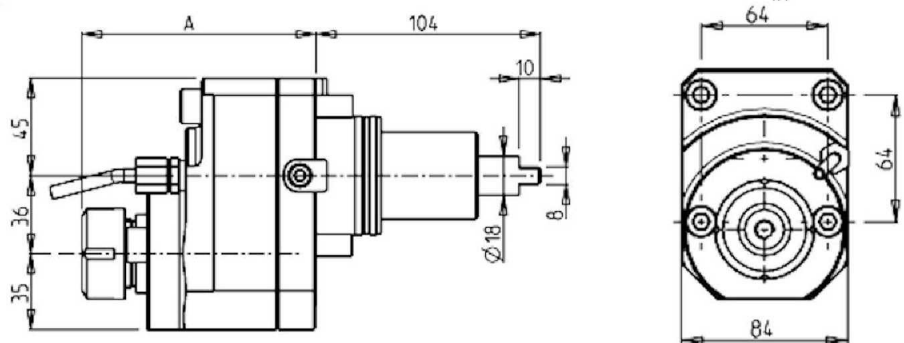

Part Number	Description	Reversible	Spindle	I	RPM	Ext. Cool	A	A1	D	L
0720025	Radial Redirected ER25	X	ER25	1:1	6000	X	106.86			
0720032	Radial Redirected ER32	X	ER32	1:1	6000	X	120.56			
0720016	Radial Redirected Mill Head D=16mm, L=17mm	X	16x17	1:1	6000	X		88.5	16	17
0720022	Radial Redirected Mill Head D=22mm, L=19mm	X	22x19	1:1	6000	X		90.5	22	19
0720027	Radial Redirected Mill Head D=27mm, L=21mm	X	27x21	1:1	6000	X		92.5	27	21

#### GEARED-DOWN RADIAL RE-DIRECTED DRIVEN TOOL



Part Number	Description	Reversible	Spindle	I	RPM	Ext. Cool	A	A1	D	L
0722132	Radial Geared-Down 2:1 Redirected ER32	X	ER32	2:1	3000	X	120.56			
0722116	Radial Geared-Down Redirected Mill Head	X	16x17	2:1	3000	X		88.5	16	17
0722122	Radial Geared-Down Redirected Mill Head	X	22x19	2:1	3000	X		90.5	22	19
0722127	Radial Geared-Down Redirected Mill Head	X	27x21	2:1	3000	X		92.5	27	21

#### GEARED-UP RADIAL RE-DIRECTED DRIVEN TOOL

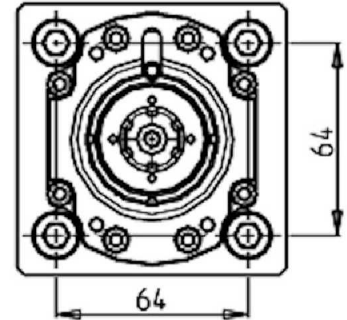
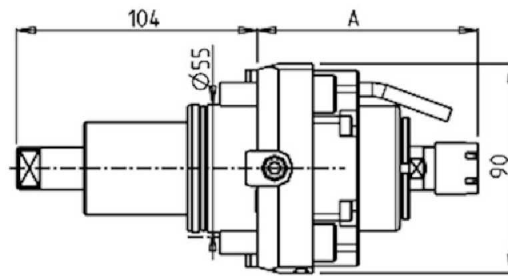



Part Number	Description	Reversible	Spindle	I	RPM	Ext. Cool	A
0721225	Radial Geared-Up 1:2 Redirected ER25	X	ER25	1:2	12000	X	108.56

## NT2000 16 STATION

### DRIVEN

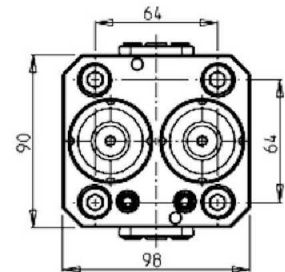
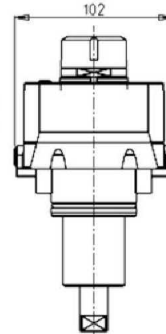
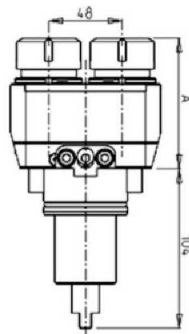

#### RADIAL GEARED-UP DRIVEN TOOL I=1:5.625



Part Number	Description	Spindle	I	RPM	Cool Thru	Ext. Cool	A
DWO 0600116	Radial Geared-Up 1:5.625 ER16	ER16	1:5.625	22500		X	95.25
DWO 0600111	Radial Geared-Up 1:5.625 ER11 Cool Thru*	ER11	1:5.625	22500	X	X	107.45

\* Coolant Thru tools are designed for 1000 psi.  
They require 5 Micron Filtration and **CANNOT** be run dry.

#### RADIAL SINGLE-SIDE TWIN HEAD DRIVEN TOOL IN Y-AXIS



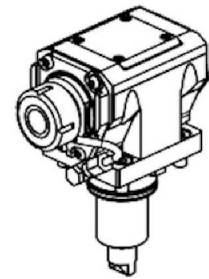
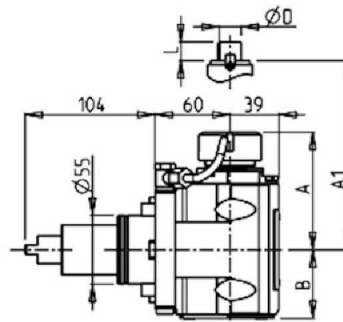
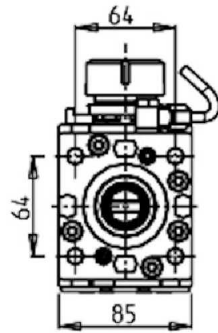

Part Number	Description	Spindle	I	RPM	Ext. Cool	A
0730016X2	Radial Double Outlet ER16	ER16	1:1	6000	X	84.5
0730025X2	Radial Double Outlet ER25	ER25	1:1	6000	X	85



## NT2000 16 STATION

### DRIVEN

#### AXIAL DRIVEN TOOL H=60mm

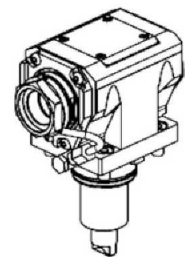
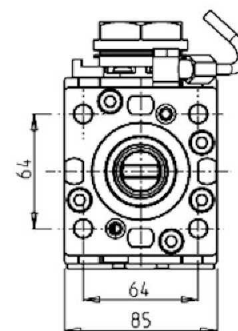
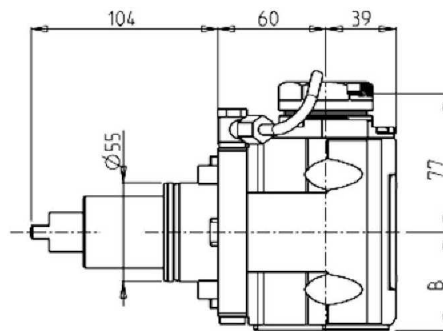


Part Number	Description	Spindle	I	RPM	Reversible	Cool Thru	Ext. Cool	A	A1	B	D	L
DWO 0870125	Axial ER25 H=60mm	ER25	1:1	6000	X		X	91.16		54.5		
DWO 0870225	Axial ER25 H=60mm Cool Thru*	ER25	1:1	6000	X	X	X	91.16		65.5		
DWO 0870325	Axial ERA25 H=60mm	ERA25	1:1	6000	X		X	65		54.5		
DWO 0870425	Axial ERA25 H=60mm Cool Thru*	ERA25	1:1	6000	X	X	X	65		65.5		
DWO 0870132	Axial ER32 H=60mm	ER32	1:1	6000	X		X	93.66		54.5		
DWO 0870232	Axial ER32 H=60mm Cool Thru*	ER32	1:1	6000	X	X	X	93.66		65.5		
DWO 0870140	Axial ER40 H=60mm	ER40	1:1	6000	X		X	98.16		54.5		
DWO 0870240	Axial ER40 H=60mm Cool Thru*	ER40	1:1	6000	X	X	X	98.16		65.5		
DWO 0870516	Axial Mill Head D=17 L=17 H=60mm	16x17	1:1	6000	X		X		67.5	54.5	16	17
DWO 0870522	Axial Mill Head D=22 L=19 H=60mm	22x19	1:1	6000	X		X		67.5	54.5	22	19
DWO 0870527	Axial Mill Head D=27 L=21 H=60mm	27x21	1:1	6000	X		X		70	54.5	27	21

\* Coolant Thru tools are designed for 1000 psi.  
They require 5 Micron Filtration and **CANNOT** be run dry.

#### AXIAL MTSK-40 DRIVEN TOOL H=60mm

See Accessories for MTSK Quick Change Tool Holder Clamps



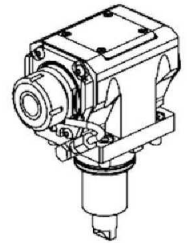
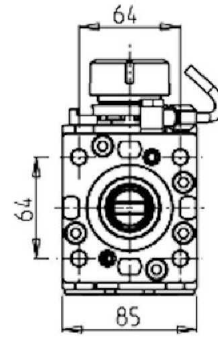
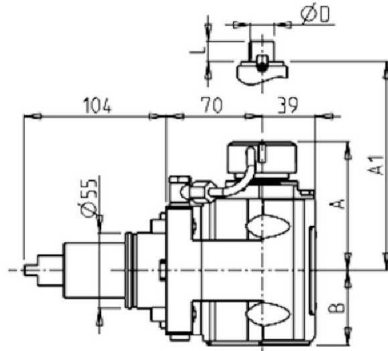

Part Number	Description	Spindle	Reversible	I	RPM	Cool Thru	Ext. Cool	B
DWO 0770140	Axial MTSK-40 H=60mm	MTSK-40	X	1:1	6000		X	54.5
DWO 0770240	Axial MTSK-40 H=60mm Cool Thru*	MTSK-40	X	1:1	6000	X	X	65.5

\* Coolant Thru tools are designed for 1000 psi.  
They require 5 Micron Filtration and **CANNOT** be run dry.

## NT2000 16 STATION

### DRIVEN

#### AXIAL DRIVEN TOOL H=70mm



Part Number	Description	Spindle	Reversible	I	RPM	Cool Thru	Ext. Cool	A	A1	B	D	L
DWO 0880125	Axial ER25 H=70mm	ER25	X	1:1	6000		X	91.16		54.5		
DWO 0880225	Axial ER25 H=70mm Cool Thru*	ER25	X	1:1	6000	X	X	91.16		65.5		
DWO 0880325	Axial ERA25 H=70mm	ERA25	X	1:1	6000		X	65		54.5		
DWO 0880425	Axial ERA25 H=70mm Cool Thru*	ERA25	X	1:1	6000	X	X	65		54.5		
DWO 0880132	Axial ER32 H=70mm	ER32	X	1:1	6000		X	93.66		54.5		
DWO 0880232	Axial ER32 H=70mm Cool Thru*	ER32	X	1:1	6000	X	X	93.66		65.5		
DWO 0880140	Axial ER40 H=70mm	ER40	X	1:1	6000		X	98.16		54.5		
DWO 0880240	Axial ER40 H=70mm Cool Thru*	ER40	X	1:1	6000	X	X	98.16		65.5		
DWO 0880516	Axial Mill Head H=70mm	16x17	X	1:1	6000		X		67.5	54.5	16	17
DWO 0880522	Axial Mill Head H=70mm	22x19	X	1:1	6000		X		67.5	54.5	22	19
DWO 0880527	Axial Mill Head H=70mm	27x21	X	1:1	6000		X		70	54.5	27	21

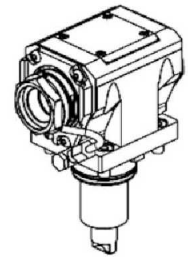
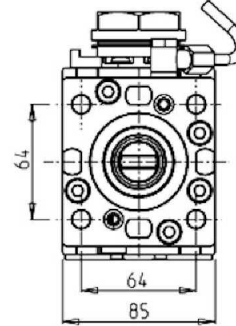
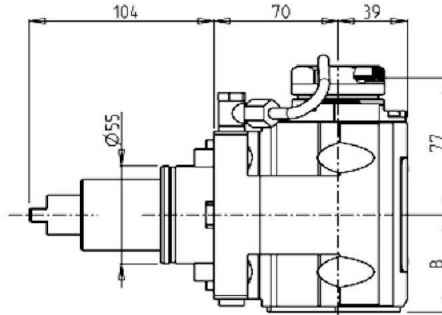
\* Coolant Thru tools are designed for 1000 psi.  
They require 5 Micron Filtration and **CANNOT** be run dry.

## NT2000 16 STATION

### DRIVEN

#### AXIAL MTSK-40 DRIVEN TOOL H=70mm

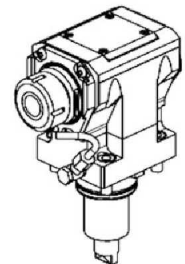
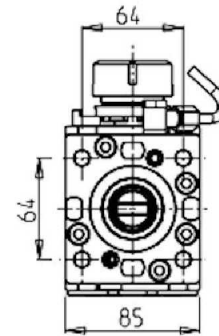
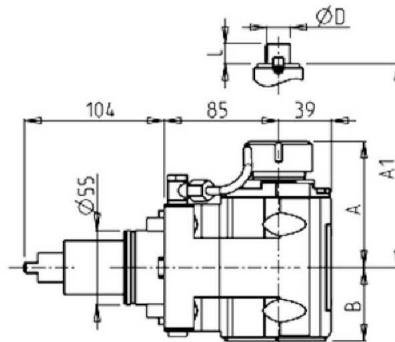
See Accessories for MTSK Quick Change Tool Holder Clamps



Part Number	Description	Spindle	Reversible	I	RPM	Cool Thru	Ext. Cool	B
DWO 0780140	Axial MTSK-40 H=70mm	MTSK-40	X	1:1	6000		X	54.5
DWO 0780240	Axial MTSK-40 H=70mm Cool Thru*	MTSK-40	X	1:1	6000	X	X	65.5

\* Coolant Thru tools are designed for 1000 psi.  
They require 5 Micron Filtration and **CANNOT** be run dry.

#### AXIAL DRIVEN TOOL H=85mm



Part Number	Description	Spindle	I	Reversible	Cool Thru	Ext. Cool	A	A1	B	D	L
DWO 0890125	Axial ER25 H=85mm	ER25	1:1	X		X	91.16		54.5		
DWO 0890225	Axial ER25 H=85mm Cool Thru*	ER25	1:1	X	X	X	91.16		65.5		
DWO 0890325	Axial ERA25 H=85mm	ERA25	1:1	X		X	65		54.5		
DWO 0890425	Axial ERA25 H=85mm Cool Thru*	ERA25	1:1	X	X	X	65		65.5		
DWO 0890132	Axial ER32 H=85mm	ER32	1:1	X		X	93.66		54.5		
DWO 0890232	Axial ER32 H=85mm Cool Thru*	ER32	1:1	X	X	X	93.66		65.5		
DWO 0890140	Axial ER40 H=85mm	ER40	1:1	X		X	98.16		54.5		
DWO 0890240	Axial ER40 H=85mm Cool Thru*	ER40	1:1	X	X	X	98.16		65.5		
DWO 0890516	Axial Mill Head D=16 L=17 H=85mm	16x17	1:1	X		X		67.5	54.5	16	17
DWO 0890522	Axial Mill Head D=22 L=19 H=85mm	22x19	1:1	X		X		67.5	54.5	22	19
DWO 0890527	Axial Mill Head D=27 L=21 H=85mm	27x21	1:1	X		X		70	54.5	27	21

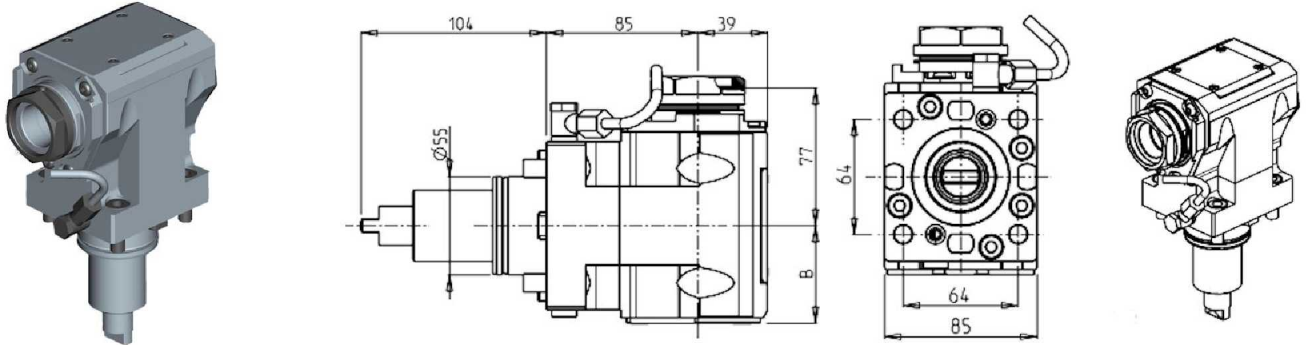
\* Coolant Thru tools are designed for 1000 psi.  
They require 5 Micron Filtration and **CANNOT** be run dry.

## NT2000 16 STATION

### DRIVEN

#### AXIAL MTSK-40 DRIVEN TOOL H=85mm

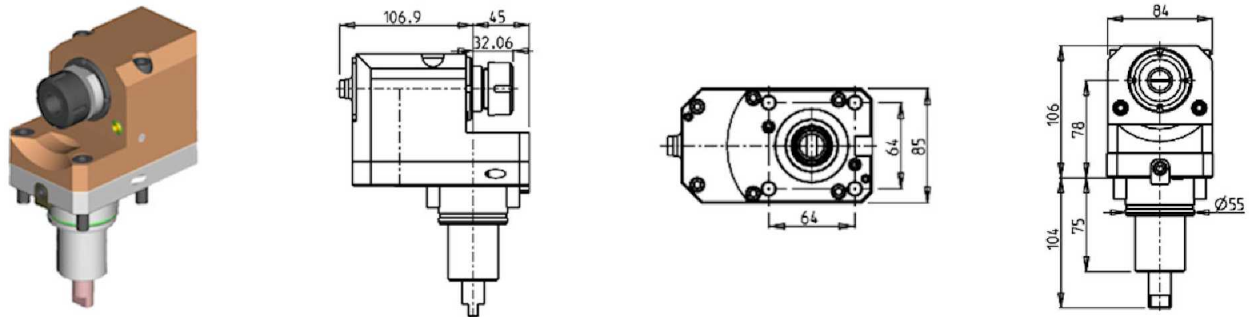
See Accessories for MTSK Quick Change Tool Holder Clamps



Part Number	Description	Spindle	Reversible	I	RPM	Cool Thru	Ext. Cool	B
DWO 0790140	Axial MTSK-40 H=85mm	MTSK-40	X	1:1	6000		X	54.5
DWO 0790240	Axial MTSK-40 H=85mm Cool Thru*	MTSK-40	X	1:1	6000	X	X	65.5

\* Coolant Thru tools are designed for 1000 psi.  
They require 5 Micron Filtration and **CANNOT** be run dry.

#### AXIAL REAR-SET DRIVEN TOOL

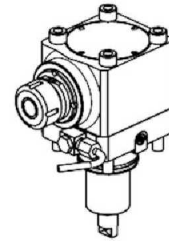
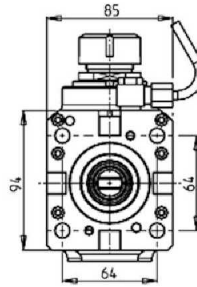
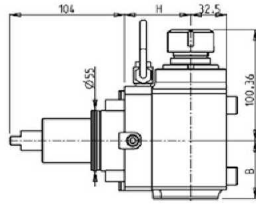



Part Number	Description	Reversible	Spindle	I	RPM	Ext. Cool
0630025	Axial ER25 Standard Rear-Set H=78mm	X	ER25	1:1	6000	X

## NT2000 16 STATION

### DRIVEN

#### AXIAL GEARED-UP DRIVEN TOOL I=1:2



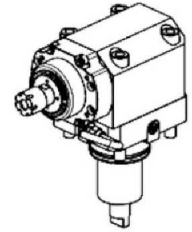
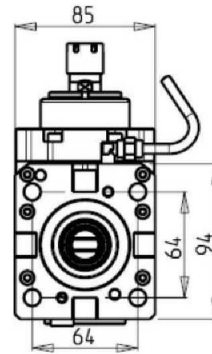
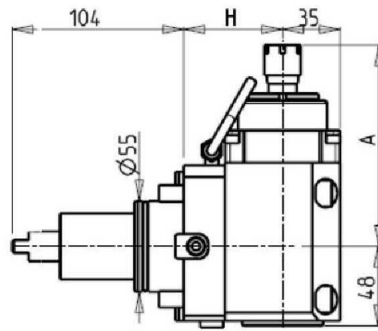

Part Number	Description	Reversible	Spindle	I	RPM	Cool Thru	Ext. Cool	H	B
0891225	Axial Geared-Up 1:2 ER25 H=60mm	X	ER25	1:2	12000		X	60	55.5
0891325	Axial Geared-Up 1:2 ER25 H=60mm Cool Thru*	X	ER25	1:2	12000	X	X	60	79
0893625	Axial Geared-Up 1:2 ER25 H=70mm	X	ER25	1:2	12000		X	70	55.5
0893725	Axial Geared-Up 1:2 ER25 H=70mm Cool Thru*	X	ER25	1:2	12000	X	X	70	79
0892425	Axial Geared-Up 1:2 ER25 H=85mm	X	ER25	1:2	12000		X	85	55.5
0892525	Axial Geared-Up 1:2 ER25 H=85mm Cool Thru*	X	ER25	1:2	12000	X	X	85	79

\* Coolant Thru tools are designed for 1000 psi.  
They require 5 Micron Filtration and **CANNOT** be run dry.

## NT2000 16 STATION

### DRIVEN

#### AXIAL GEARED-UP DRIVEN TOOL I=1:5.625



Part Number	Description	Reversible	Spindle	I	RPM	Cool Thru	Ext. Cool	A	H
DWO 0190116	Axial Geared-Up H=60mm	X	ER16	1:5.625	22500		X	121.8	60
DWO 0190111	Axial Geared-Up Cool Thru* H=60mm	X	ER11	1:5.625	22500	X		134	60
DWO 0190316	Axial Geared-Up H=70mm	X	ER16	1:5.625	22500		X	121.8	70
DWO 0190311	Axial Geared-Up Cool Thru* H=70mm	X	ER11	1:5.625	22500	X		134	70
DWO 0190216	Axial Geared-Up H=85mm	X	ER16	1:5.625	22500		X	121.8	85
DWO 0190211	Axial Geared-Up Cool Thru* H=85mm	X	ER11	1:5.625	22500	X		134	85

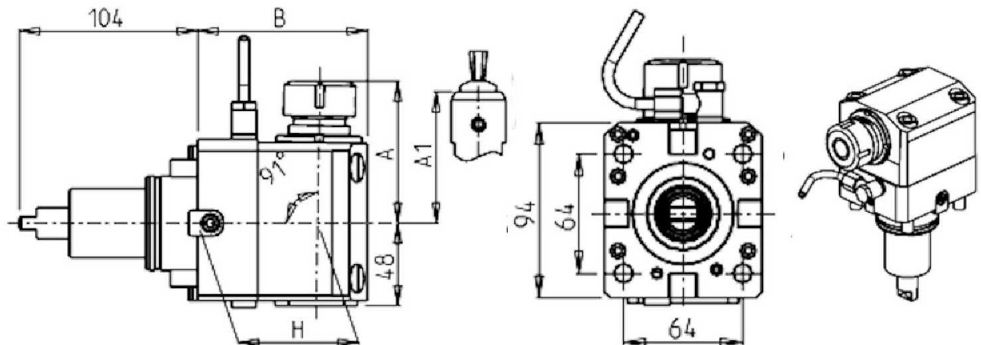

\* Coolant Thru tools are designed for 1000 psi.  
They require 5 Micron Filtration and **CANNOT** be run dry.

## NT2000 16 STATION

### DRIVEN

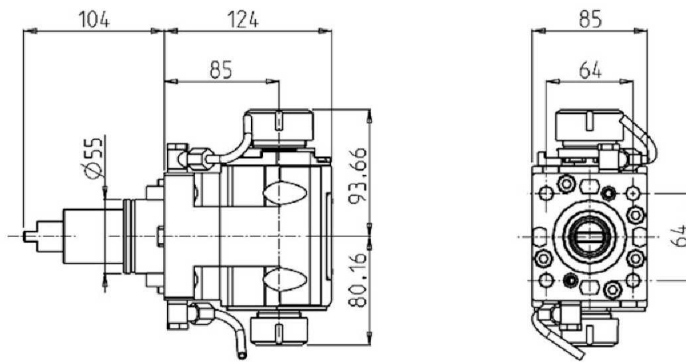
#### AXIAL DRIVEN TOOL FOR INTERNAL POLYGON MAKING

See Accessories for Polygon Making Mill Heads



Part Number	Description	Reversible	Spindle	I	RPM	Ext. Cool	A	A1	H	B
0319125	Internal Polygon-Making ER25	X	ER25	1:1	6000	X	82.35		60	89
0319108	Internal Polygon-Making Weldon 8	X	Weldon 8	1:1	6000	X		76.5	60	89
0319110	Internal Polygon-Making Weldon 10	X	Weldon 10	1:1	6000	X		76.5	60	89
0319112	Internal Polygon-Making Weldon 12	X	Weldon 12	1:1	6000	X		76.5	60	89
0319116	Internal Polygon-Making Weldon 16	X	Weldon 16	1:1	6000	X		73.5	60	89
DWO 0249125	Internal Polygon-Making ER25	X	ER25	1:1	6000	X	82.35		70	99
DWO 0249108	Internal Polygon-Making Weldon 8	X	Weldon 8	1:1	6000	X		76.5	70	99
DWO 0249110	Internal Polygon-Making Weldon 10	X	Weldon 10	1:1	6000	X		76.5	70	99
DWO 0249112	Internal Polygon-Making Weldon 12	X	Weldon 12	1:1	6000	X		76.5	70	99
DWO 0249116	Internal Polygon-Making Weldon 16	X	Weldon 16	1:1	6000	X		76.5	70	99
DWO 0029125	Internal Polygon-Making ER25	X	ER25	1:1	6000	X	82.35		85	114
DWO 0029108	Internal Polygon-Making Weldon 8	X	Weldon 8	1:1	6000	X		76.5	85	114
DWO 0029110	Internal Polygon-Making Weldon 10	X	Weldon 10	1:1	6000	X		76.5	85	114
DWO 0029112	Internal Polygon-Making Weldon 12	X	Weldon 12	1:1	6000	X		76.5	85	114
DWO 0029116	Internal Polygon-Making Weldon 16	X	Weldon 16	1:1	6000	X		73.5	85	114

#### AXIAL OPPOSITE FACE DRIVEN TOOL

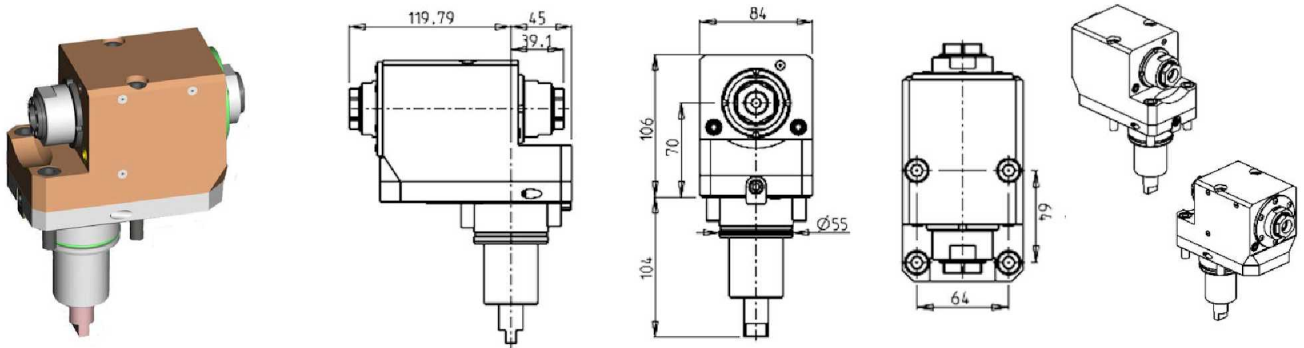


Part Number	Description	Spindle	I	RPM	Reversible	Ext. Cool	H
DWO 1703225	Axial Double Outlet ER32/ER25 H=60mm	ER32+ER25	1:1	6000	X	X	60
DWO 1713225	Axial Double Outlet ER32/ER25 H=70mm	ER32+ER25	1:1	6000	X	X	70
DWO 1723225	Axial Double Outlet ER32/ER25 H=85mm	ER32+ER25	1:1	6000	X	X	85

## NT2000 16 STATION

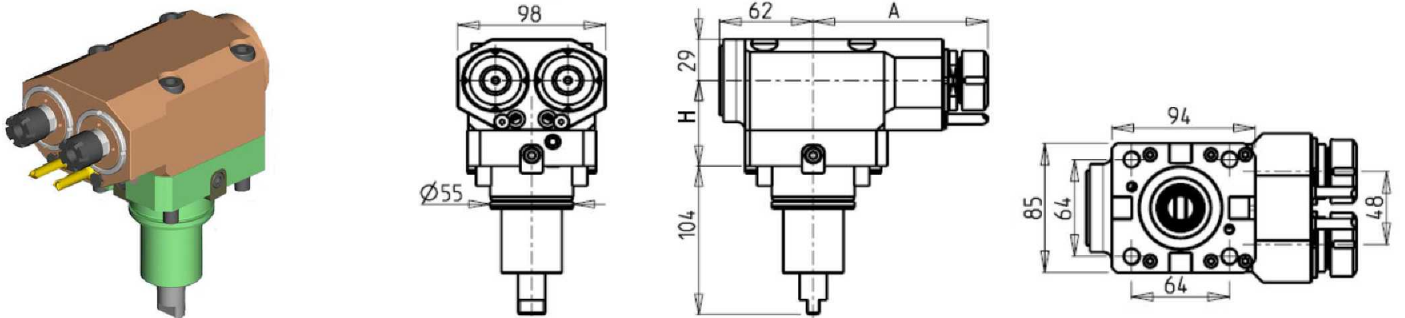
### DRIVEN

#### AXIAL OPPOSITE FACE DRIVEN TOOL REAR SET



Part Number	Description	Reversible	Spindle	I	RPM	Ext. Cool
0632525	Axial Off-Set Double Outlet ERA25/ERA25 H=70mm	X	ERA25+ERA25	1:1	6000	X

#### AXIAL SINGLE SIDE TWIN HEAD DRIVEN TOOL



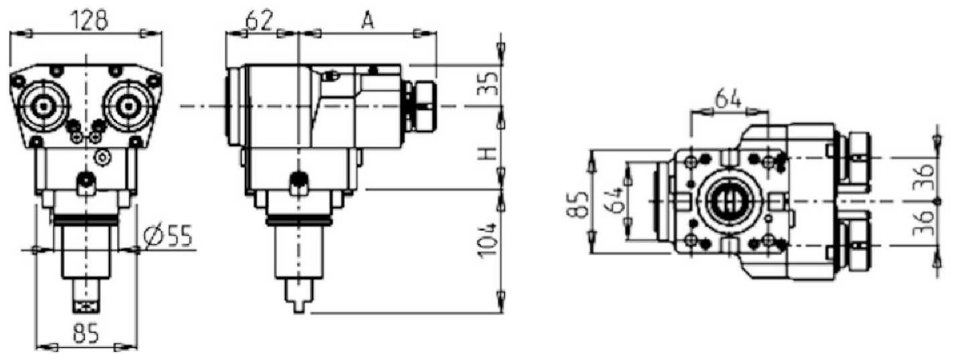

Part Number	Description	Reversible	Spindle	I	RPM	Ext. Cool	A	H
DWO 0100216	Axial Y AXIS Double Outlet ER16 H=60mm	X	ER16	1:1	6000	X	115.15	60
DWO 0100225	Axial Y AXIS Double Outlet ER25 H=60mm	X	ER25	1:1	6000	X	115.61	60
DWO 0102216	Axial Y AXIS Double Outlet ER16 H=70mm	X	ER16	1:1	6000	X	115.15	70
DWO 0102225	Axial Y AXIS Double Outlet ER25 H=70mm	X	ER25	1:1	6000	X	115.61	70
DWO 0101216	Axial Y AXIS Double Outlet ER16 H=85mm	X	ER16	1:1	6000	X	115.15	85
DWO 0101225	Axial Y AXIS Double Outlet ER25 H=85mm	X	ER25	1:1	6000	X	115.61	85



## NT2000 16 STATION

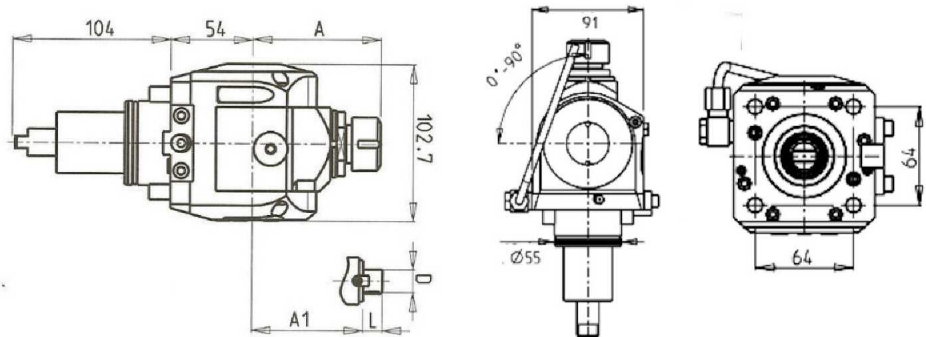

### DRIVEN

#### AXIAL GEARED-UP 1:2 SINGLE SIDE TWIN HEAD DRIVEN TOOL IN Y



Part Number	Description	Reversible	Spindle	I	RPM	Ext. Cool	A	H
DWO 0950216	Axial Geared-Up 1:2 Y-Axis Double ER16 H=60	X	ER16	1:2	12000	X	115	60
DWO 0950225	Axial Geared-Up 1:2 Y-Axis Double ER25 H=60	X	ER25	1:2	12000	X	115.96	60
DWO 0951216	Axial Geared-Up 1:2 Y-Axis Double ER16 H=70	X	ER16	1:2	12000	X	115	70
DWO 0951225	Axial Geared-Up 1:2 Y-Axis Double ER25 H=70	X	ER25	1:2	12000	X	115.96	70
DWO 0952216	Axial Geared-Up 1:2 Y-Axis Double ER16 H=85	X	ER16	1:2	12000	X	115	85
DWO 0952225	Axial Geared-Up 1:2 Y-Axis Double ER25 H=85	X	ER25	1:2	12000	X	115.96	85

#### 0-90 ADJUSTABLE ANGLE DRIVEN TOOL



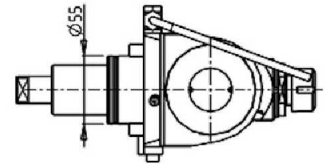
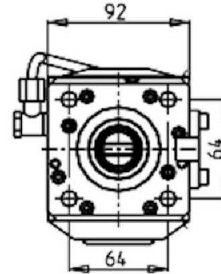
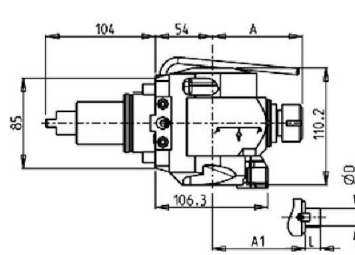
Part Number	Description	Reversible	Spindle	I	RPM	Ext. Cool	A	A1	D	L
0360020	0-90 Adjustable Angle ER20	X	ER20	1:1	6000	X	84.16			
0360025	0-90 Adjustable Angle ER25	X	ER25	1:1	6000	X	85.66			
0361617	0-90 Adjustable Angle Mill Head	X	16x17	1:1	6000	X		65	16	17
0362219	0-90 Adjustable Angle Mill Head	X	22x19	1:1	6000	X		66	22	19
0361905	0-90 Adjustable Angle Mill Head	X	3/4"x3/4"	1:1	6000	X		65	3/4"	3/4"

**Note :** Wrenches are provided with the purchase of Specialty Toolholders

## NT2000 16 STATION

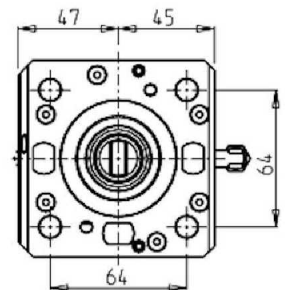
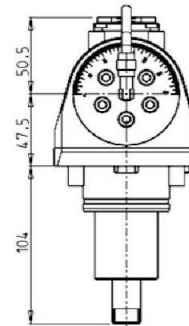
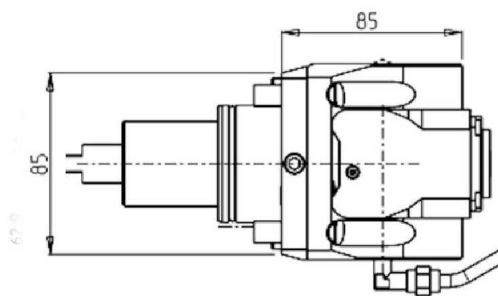
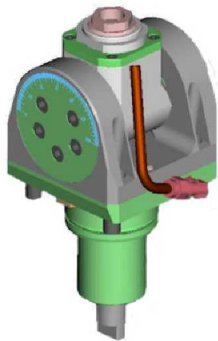
### DRIVEN

#### 0-180 ADJUSTABLE ANGLE DRIVEN TOOL WITH DIGITAL DISPLAY



Part Number	Description	Spindle	I	RPM	Reversible	Ext Cool	A	A1	D	L
DWO 1840120	0-180 Adjustable Angle ER20 with Digital Display	ER20	1:1	6000	X	X	85.16			
DWO 1840125	0-180 Adjustable Angle ER25 with Digital Display	ER25	1:1	6000	X	X	86.16			
DWO 1840519	0-180 Adjustable Angle 3/4"x3/4" with Digital Display	3/4"x3/4"	1:1	6000	X	X		65	22	19
DWO 1840516	0-180 Adjustable Angle 16x17 with Digital Display	16x17mm	1:1	6000	X	X		65	16	17
DWO 1840522	0-180 Adjustable Angle 22x19 with Digital Display	22x19mm	1:1	6000	X	X		66	3/4"	3/4"

#### 0-180 ADJUSTABLE ANGLE DRIVEN TOOL



Part Number	Description	Spindle	I	RPM	Cool Thru	Ext. Cool
DWO 0660120	0-180 Adj.Angle ERA20 H=47.5mm	ERA20	1:1	6000		X
DWO 0660220	0-180 Adj.Angle ERA20 H=47.5mm, Cool Thru*	ERA20	1:1	6000	X	X

\* Coolant Thru tools are designed for 1000 psi.  
They require 5 Micron Filtration and **CANNOT** be run dry.

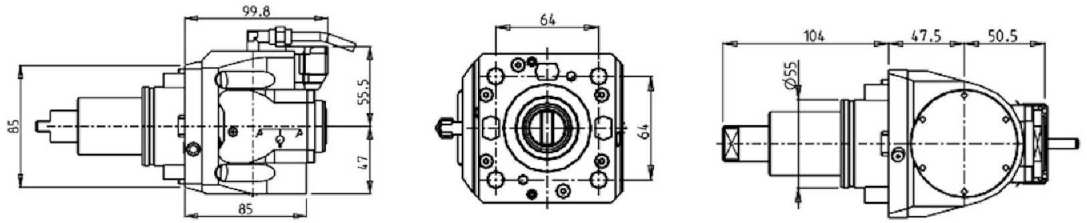

**Note :**

Wrenches are provided with the purchase of Specialty Toolholders

## NT2000 16 STATION

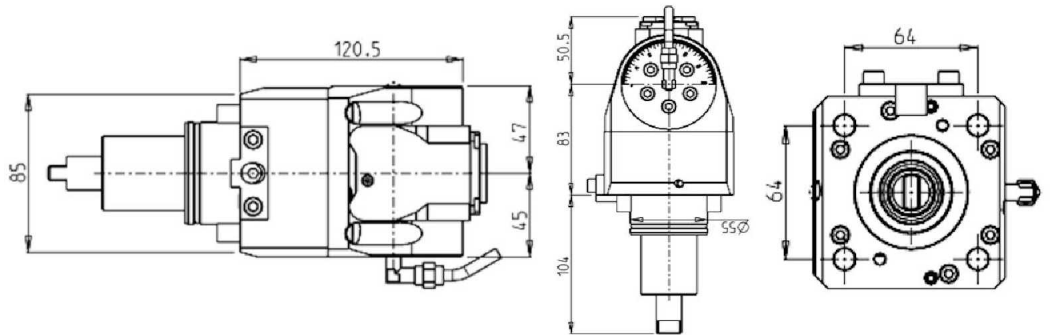
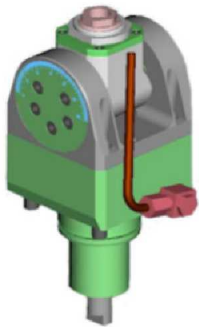
### DRIVEN

#### 0-180 ADJUSTABLE ANGLE DRIVEN TOOL WITH DIGITAL DISPLAY H=47.5mm



Part Number	Description	Spindle	I	RPM	Cool Thru	Ext Cool
DWO 0665120	0-180 Adjustable Angle ERA20 with Digital Display	ERA20	1:1	6000		X
DWO 0665220	0-180 Adjustable Angle ERA20 Cool Thru* with Digital Display	ERA20	1:1	6000	X	X

#### 0-180 ADJUSTABLE ANGLE DRIVEN TOOL H=83



Part Number	Description	Spindle	I	RPM	Cool Thru	Ext. Cool
DWO 0661120	0-180 Adj.Angle ERA20 H=83mm	ERA20	1:1	6000		X
DWO 0661220	0-180 Adj.Angle ERA20 H=83mm, Cool Thru*	ERA20	1:1	6000	X	X

\* Coolant Thru tools are designed for 1000 psi.  
They require 5 Micron Filtration and **CANNOT** be run dry.

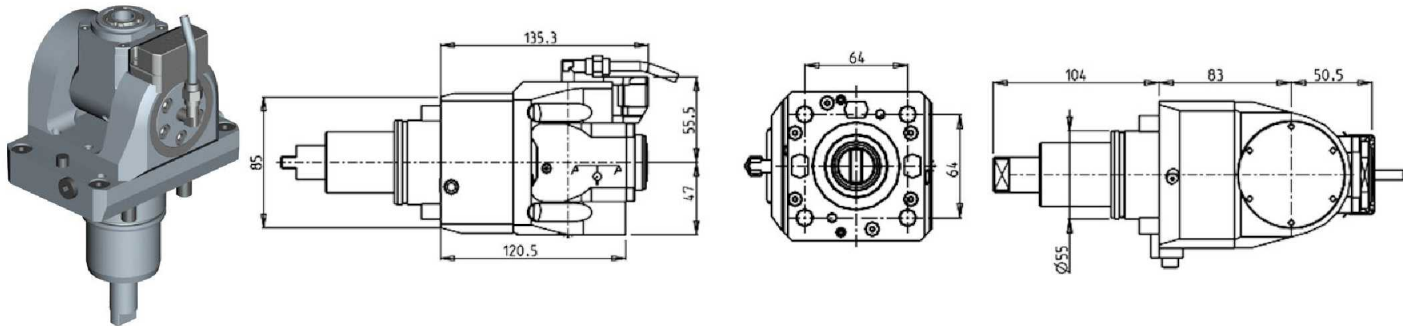
**Note :**

Wrenches are provided with the purchase of Specialty Toolholders

## NT2000 16 STATION

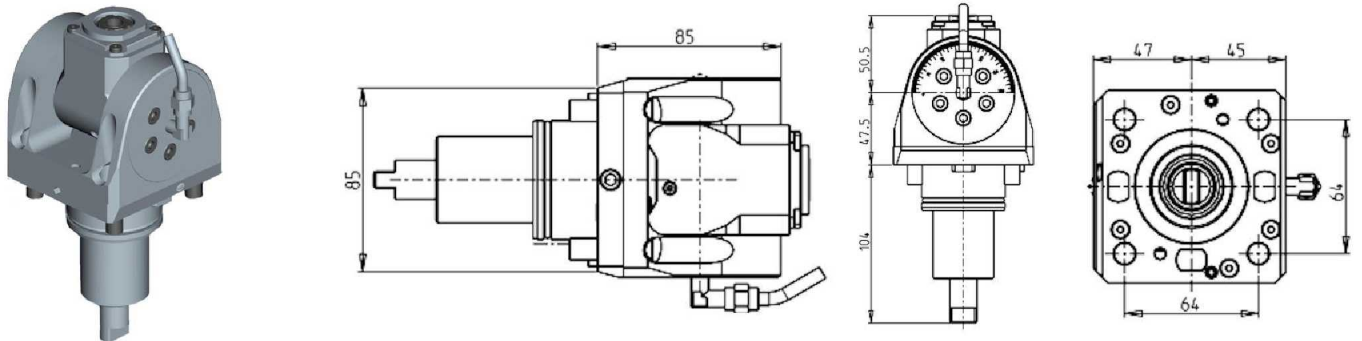
### DRIVEN

#### 0-180 ADJUSTABLE ANGLE DRIVEN TOOL WITH DIGITAL DISPLAY H=83mm



Part Number	Description	Spindle	I	RPM	Cool Thru	Ext Cool
DWO 0666120	0-180 Adjustable Angle ERA20 with Digital Display	ERA20	1:1	6000		X
DWO 0666220	0-180 Adjustable Angle ERA20 Cool Thru* with Digital Display	ERA20	1:1	6000	X	X

#### 0-180 ADJUSTABLE ANGLE GEARED-UP 1:2 DRIVEN TOOL H=47.5mm



Part Number	Description	Spindle	I	RPM	Cool Thru	Ext. Cool
DWO 0660316	0-180 Adj.Angle Geared-Up 1:2 H=47.5mm	ERA16	1:2	12000		X
DWO 0660416	0-180 Adj.Angle Geared-Up 1:2 H=47.5mm, Cool Thru*	ERA16	1:2	12000	X	X

\* Coolant Thru tools are designed for 1000 psi.  
They require 5 Micron Filtration and **CANNOT** be run dry.

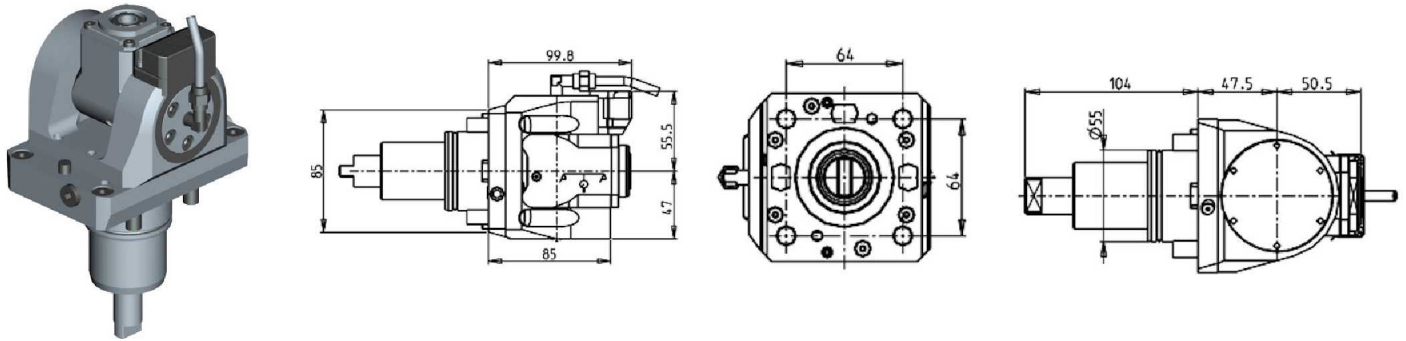
**Note :**

Wrenches are provided with the purchase of Specialty Toolholders

## NT2000 16 STATION

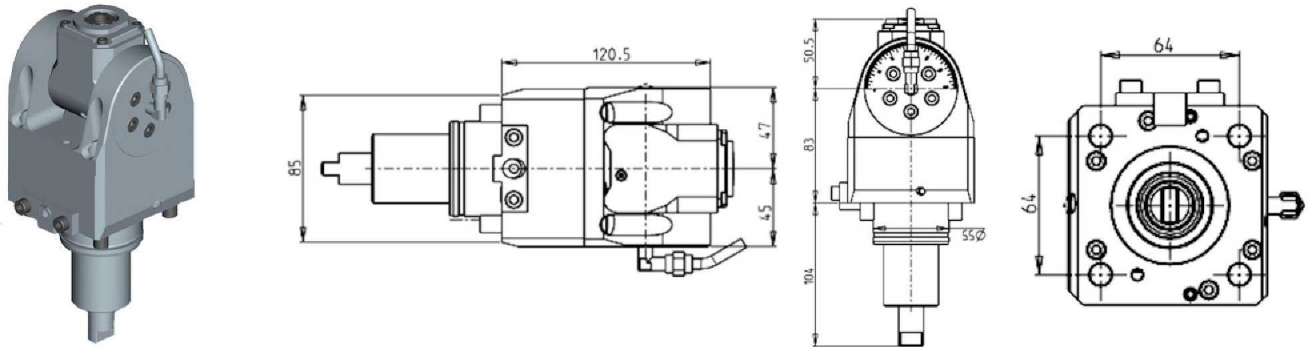
### DRIVEN

#### 0-180 ADJUSTABLE ANGLE GEARED-UP 1:2 DRIVEN TOOL WITH DIGITAL DISPLAY H=47.5mm



Part Number	Description	Spindle	I	RPM	Cool Thru	Ext Cool
DWO 0665316	0-180 Adjustable Angle ERA16 Geared-Up with Digital Display	ERA16	1:2	12000		X
DWO 0665416	0-180 Adjustable Angle ERA16 Cool Thru* Geared-Up with Digital Display	ERA16	1:2	12000	X	X

#### 0-180 ADJUSTABLE ANGLE GEARED-UP DRIVEN TOOL H=83



Part Number	Description	Spindle	I	RPM	Cool Thru	Ext. Cool
DWO 0661316	0-180 Adj.Angle Geared-Up 1:2 H=83mm	ERA16	1:2	12000		X
DWO 0661416	0-180 Adj.Angle Geared-Up 1:2 H=83mm, Cool Thru*	ERA16	1:2	12000	X	X

\* Coolant Thru tools are designed for 1000 psi.  
They require 5 Micron Filtration and **CANNOT** be run dry.

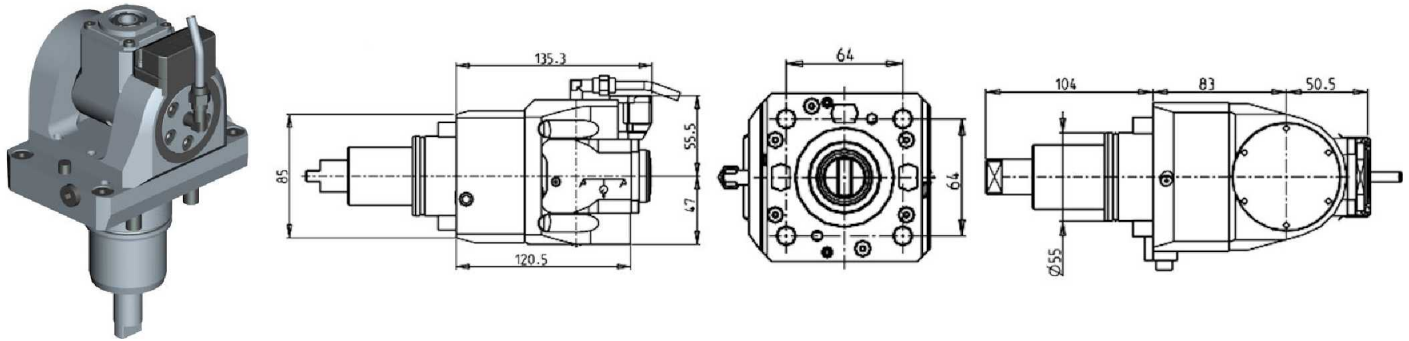
**Note :**

Wrenches are provided with the purchase of Specialty Toolholders

## NT2000 16 STATION

### DRIVEN

#### 0-180 ADJUSTABLE ANGLE GEARED-UP DRIVEN TOOL WITH DIGITAL DISPLAY H=83mm



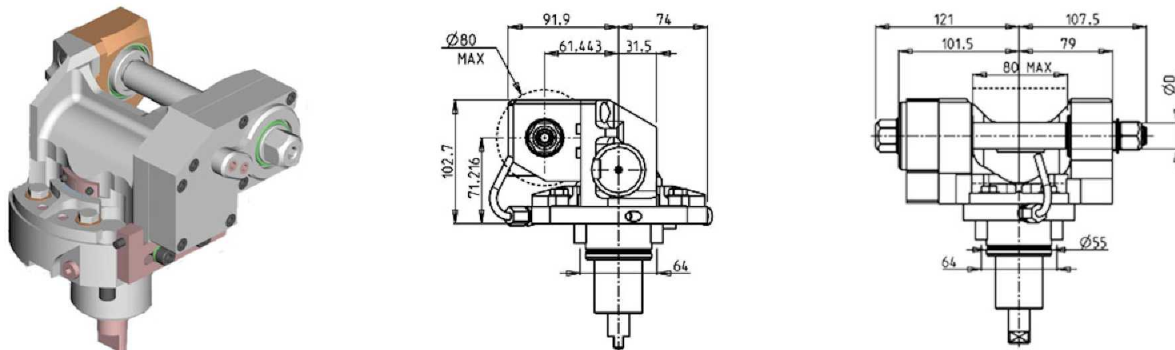
Part Number	Description	Spindle	I	RPM	Cool Thru	Ext Cool
DWO 0666316	0-180 Adjustable Angle ERA16 Geared-Up with Digital Display	ERA16	1:2	12000		X
DWO 0666416	0-180 Adjustable Angle ERA16 Cool Thru* Geared-Up with Digital Display	ERA16	1:2	12000	X	X

\* Coolant Thru tools are designed for 1000 psi.  
They require 5 Micron Filtration and **CANNOT** be run dry.

**Note :**

Wrenches are provided with the purchase of Specialty Toolholders

### GEAR HOBBER



Part Number	Description	Reversible	I	RPM	Ext. Cool	D mm	D Inch
0621100	Gear Hobber 1:1	X	1:1	6000	X	16-22-27-32	3/4"-1"-1 1/4"
0622100	Geared-Down Gear Hobber 2:1	X	2:1	3000	X	16-22-27-32	3/4"-1"-1 1/4"

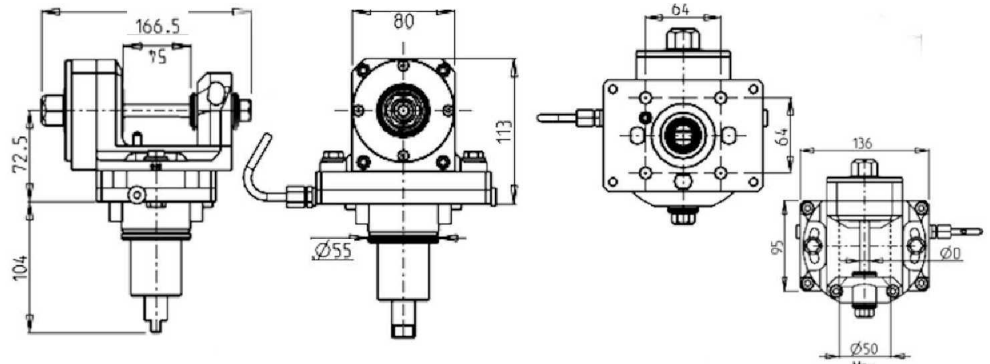

**Note :**

Wrenches are provided with the purchase of Specialty Toolholders

## NT2000 16 STATION

### DRIVEN

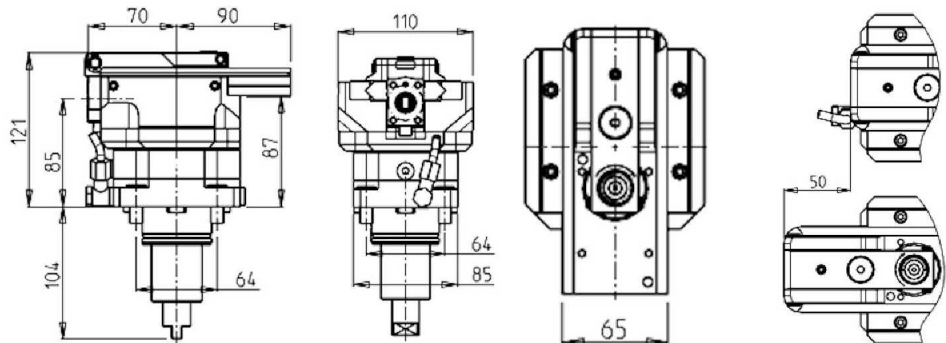

#### GEAR HOBBER - RADIAL DRIVEN



Part Number	Description	I	RPM	Ext. Cool	D mm
DWO 0051108	Radial Gear Hobber 1:1 D=8mm	1:1	6000	X	8
DWO 0051110	Radial Gear Hobber 1:1 D=10mm	1:1	6000	X	10
DWO 0051113	Radial Gear Hobber 1:1 D=13mm	1:1	6000	X	13
DWO 0051116	Radial Gear Hobber 1:1 D=16mm	1:1	6000	X	16

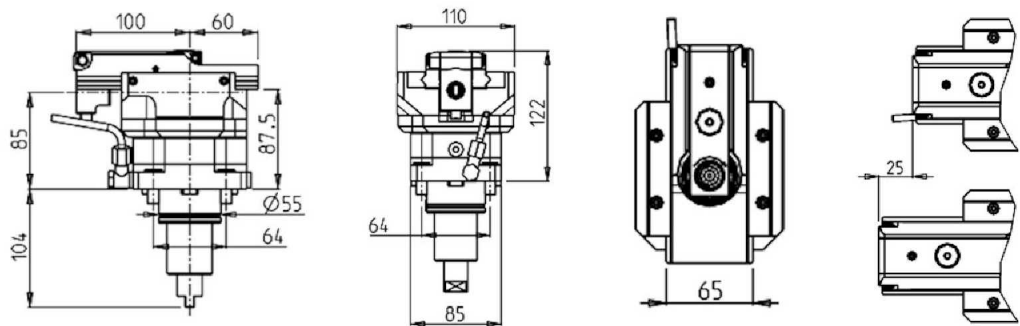
**Note :** Wrenches are provided with the purchase of Specialty Toolholders

#### BROACHING/SLOTING TOOL 50mm STROKE



Part Number	Description	I	RPM	Reversible	Ext. Cool
DWO 1030100	Broaching/Slotting Tool 50mm Stroke	4:1	2000	X	X

#### BROACHING/SLOTING TOOL 25mm STROKE

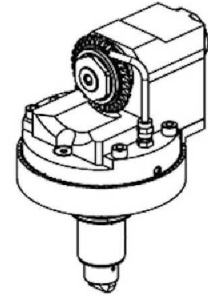
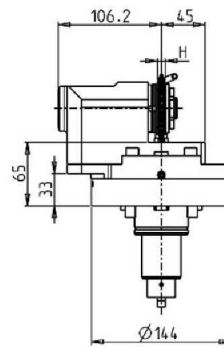
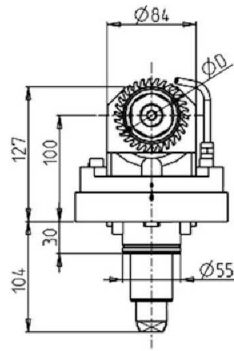



Part Number	Description	I	RPM MAX	Reversible	Ext. Cool
DWO 1030200	Broaching/Slotting Tool 25mm Stroke	4:1	2400	X	X

## NT2000 16 STATION

### DRIVEN

#### WORM GEAR DRIVEN TOOL



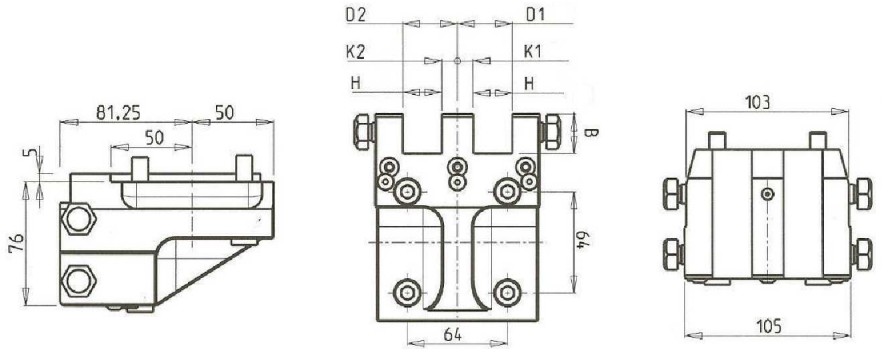

Part Number	Description	Spindle	I	RPM	Reversible	Ext. Cool	D	H
DWO 1628125	Driven Worm Gear Tool 1"x12mm	1"x12	1:1	6000	X	X	63-70-80	Max 12
DWO 1628022	Driven Worm Gear Tool 22mmx12mm	22x12	1:1	6000	X	X	63-70-80	Max 12



## NT2000 16 STATION

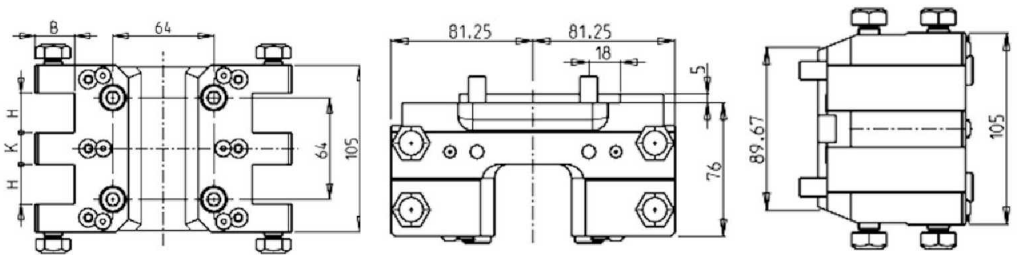

### STATIC

#### RADIAL SINGLE SIDE TWIN STATIC TOOL



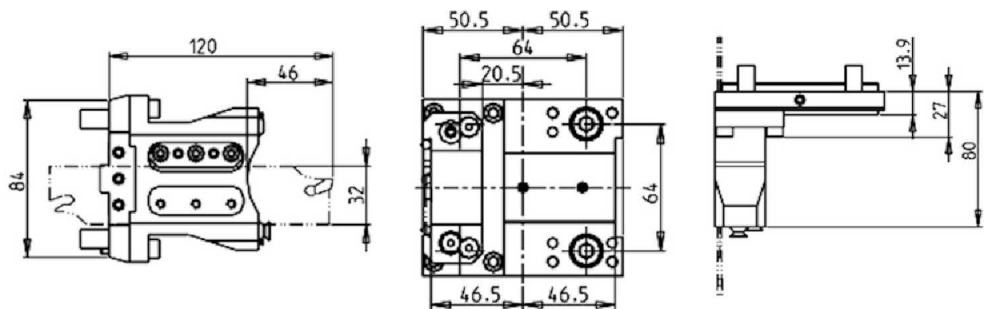

Part Number	Description	# of Tools	Reversible	Dimensions	B & H	K1	K2	D1	D2
0772540	Radial Single-Side Twin Double Tool: 1"	2	X	Inch	1"	3/8"	3/8"	1 3/8"	1 3/8"
0772500	Radial Single-Side Twin Double Tool: 25mm	2	X	mm	25	10	10	35	35

#### RADIAL DOUBLE SIDE TWIN STATIC TOOL



Part Number	Description	# of Tools	Reversible	Dimensions	H	K	B
0761905	Radial Double-Side Twin Static Tool: 3/4"	4	X	Inch	3/4"	1 1/4"	3/4"
0762540	Radial Double-Side Twin Static Tool: 1"	4	X	Inch	1"	3/4"	1"
0762000	Radial Double-Side Twin Static Tool: 25mm	4	X	mm	20	30	20
0762500	Radial Double-Side Twin Static Tool: 25mm	4	X	mm	25	20	25

#### RADIAL DOUBLE BLADE HOLDER WITH BLADE KIT

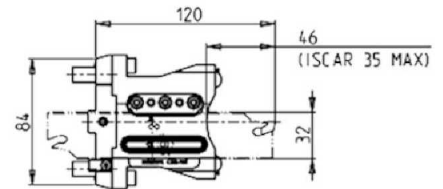
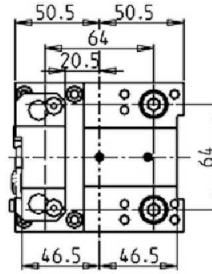
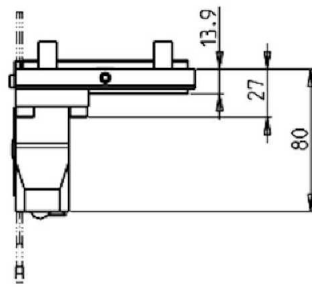



Part Number	Description	# of Tools	Reversible	Ext Cool
DWO 1400132	Radial Blade Holder with Blade Kit	1	X	X
BLADEKIT	Blade Kit: 1 Blade, 10 Inserts			

## NT2000 16 STATION

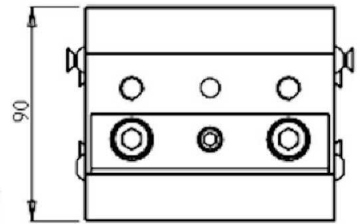
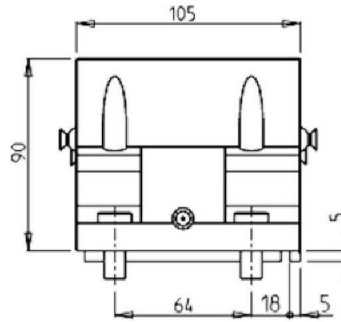
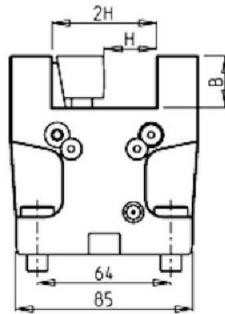

### STATIC

#### RADIAL BLADE HOLDER WITH INTERNAL COOLANT-BLADE KIT NOT INCLUDED



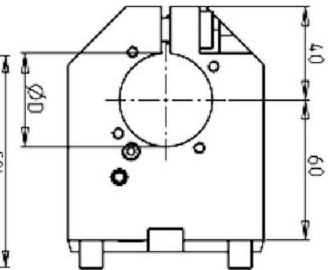
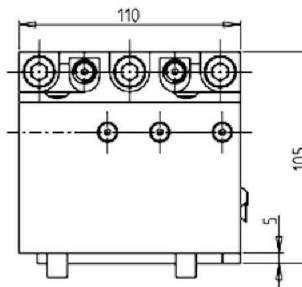
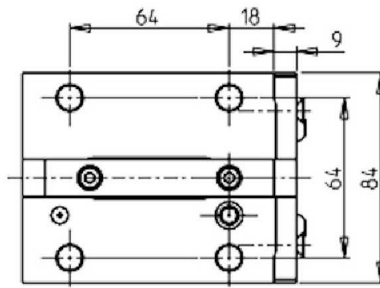
Part Number	Description	# of Tools	Reversible	Ext Cool	Cool Thru
DWO 1670132	Radial Double Blade Holder Cool Thru	1	X	X	X
COOL THRU BLADEKIT	Blade Kit: 1 Blade, 10 Inserts				

#### AXIAL STATIC TOOL



Part Number	Description	# of Tools	Reversible	Dimensions	B	H
DWO 0422540	Axial Static Tool 1" x 1"	1	X	Inch	1"	1"
DWO 0422500	Axial Static Tool 25mm x 25mm	1	X	mm	25	25

#### AXIAL SINGLE BORING BAR HOLDER H=60mm

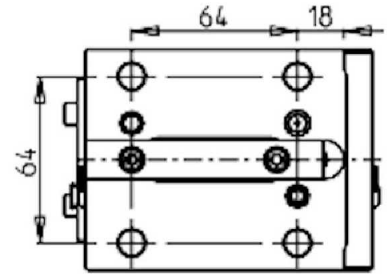
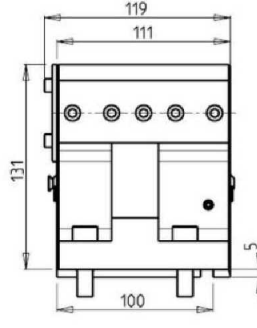
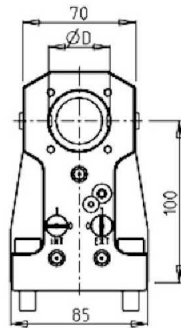


Part Number	Description	# of Tools	Reversible	Cool Thru	Ext. Cool	Dimensions	D
0813810	Axial Single BBH: 1 1/2"	1	X	X	X	Inch	1 1/2"
0814000	Axial Single BBH: 40mm	1	X	X	X	mm	40
KIT 1003004	Plug & Seal Kit for 1 1/2" BBH to Make Cool Thru						
KIT 1003003	Plug & Seal Kit for 40mm BBH to Make Cool Thru						

## NT2000 16 STATION

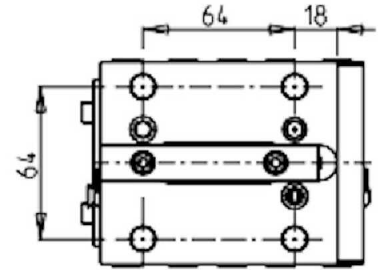
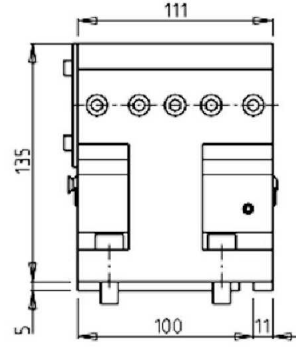
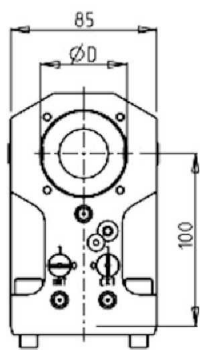

### STATIC

#### AXIAL SINGLE BORING BAR HOLDER H=100mm



Part Number	Description	# of Tools	Reversible	Cool Thru	Ext. Cool	Dimensions	D
DWO 0393810	Axial Single BBH: 1 1/2" 100mm Interaxis	1	X	X	X	Inch	1 1/2"
DWO 0394000	Axial Single BBH: 40mm 100mm Interaxis	1	X	X	X	mm	40
KIT 1000004	Plug for 1-1/2" BBH to Make Cool Thru						
KIT 1000003	Plug for 40mm BBH to Make Cool Thru						

#### AXIAL SINGLE BORING BAR HOLDER H=100mm

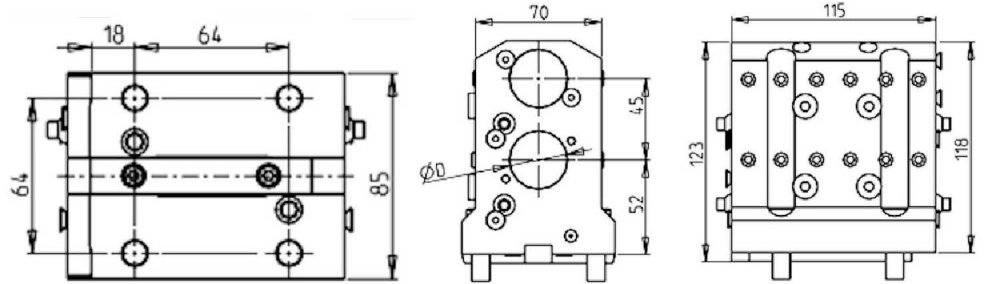



Part Number	Description	# of Tools	Reversible	Cool Thru	Ext. Cool	Dimensions	D
DWO 1115080	Single BBH: 2" H=100mm	1	X	X	X	Inch	2"
DWO 1115000	Single BBH: 50mm H=100mm	1	X	X	X	mm	50
KIT 1000002	Plug for 50mm or 2" BBH to Make Cool Thru						

## NT2000 16 STATION

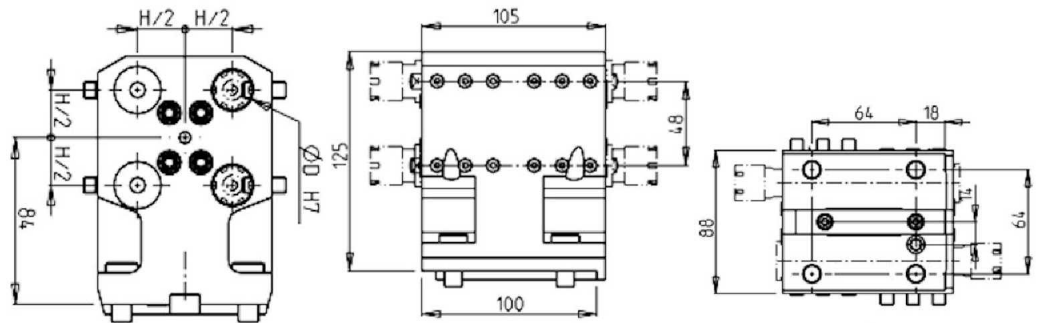

### STATIC

#### AXIAL 2 + 2 POSITION BORING BAR HOLDER



Part Number	Description	# of Tools	Reversible	Cool Thru	Ext. Cool	Dimensions	D	B
DWO 0091905	Axial 2+2 BBH: 3/4"	2	X	X	X	Inch	3/4"	62
DWO 0092540	Axial 2+2 BBH: 1"	2	X	X	X	Inch	1"	70
DWO 0093175	Axial 2+2 BBH: 1 1/4"	2	X	X	X	Inch	1 1/4"	70
DWO 0092000	Axial 2+2 BBH: 20mm	2	X	X	X	mm	20	62
DWO 0092500	Axial 2+2 BBH: 25mm	2	X	X	X	mm	25	70
DWO 0093200	Axial 2+2 BBH: 32mm	2	X	X	X	mm	32	70
KIT 1000005	Plug for 20mm or 3/4" BBH to Make Cool Thru							
KIT 1000006	Plug for 25mm or 1" BBH to Make Cool Thru							
KIT 1000001	Plug for 32mm or 1 1/4" BBH to Make Cool Thru							

#### AXIAL 4 + 4 POSITION BORING BAR HOLDER

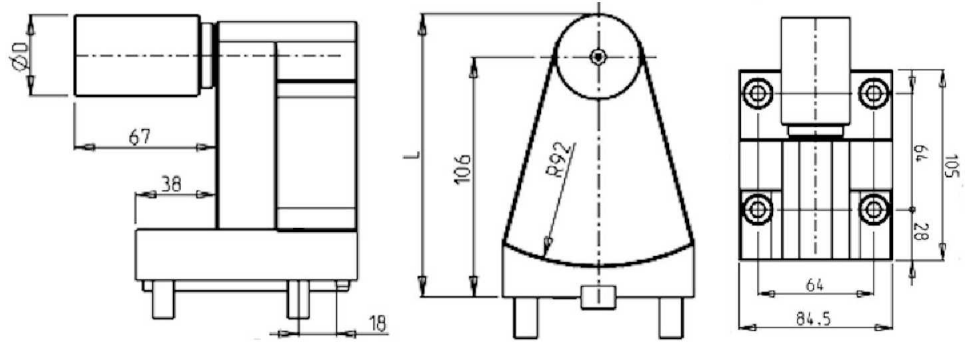



Part Number	Description	# of Tools	Reversible	Ext. Cool	Dimensions	D	H
0781905	Axial 4+4 Position BBH: 3/4"	4 + 4	X	X	Inch	3/4"	1 7/8"
0782000	Axial 4+4 Position BBH: 20mm	4 + 4	X	X	mm	20	48

## NT2000 16 STATION

### STATIC

#### TAILSTOCK FOR SUBSPINDLE

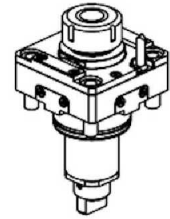
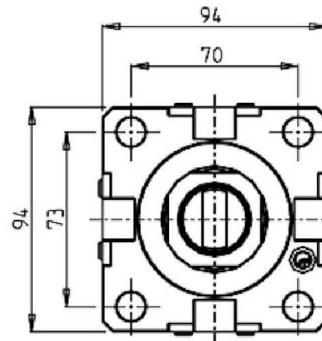
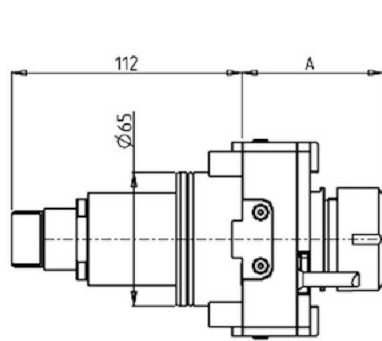



Part Number	Description	# of Tools	D	L
0820100L	Tailstock for Sub Spindle 2"	1	2"	131.4
0820100	Tailstock for Sub Spindle 38mm	1	38	125
080003	Removable Tailstock Center			

## NT2000-2500 12 STATION

### DRIVEN

#### RADIAL REINFORCED DRIVEN TOOL

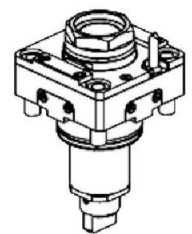
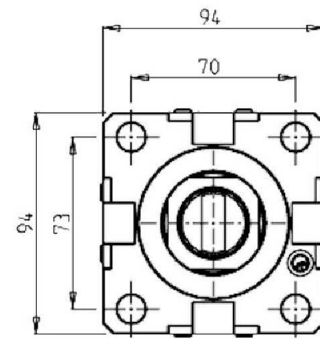
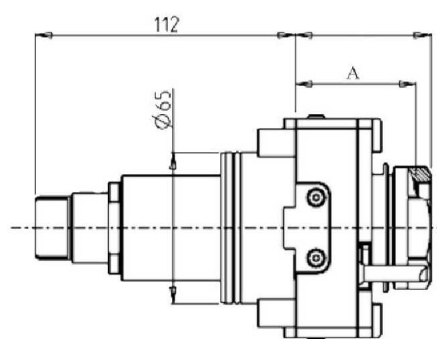



Part Number	Description	Spindle	I	RPM	Cool Thru	Ext. Cool	A
DWO 1540132	Radial Reinforced ER32	ER32	1:1	6000		X	68.7
DWO 1540232	Radial Reinforced ER32 Cool Thru*	ER32	1:1	6000	X	X	79.2
DWO 0910140	Radial Reinforced ER40	ER40	1:1	6000		X	71.7
DWO 1540240	Radial Reinforced ER40 Cool Thru*	ER40	1:1	6000	X	X	82.2

\* Coolant Thru tools are designed for 1000 psi.  
They require 5 Micron Filtration and **CANNOT** be run dry.

#### RADIAL MTSK REINFORCED DRIVEN TOOL

See Accessories for MTSK Quick Change Tool Holder Clamps



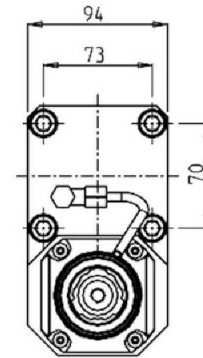
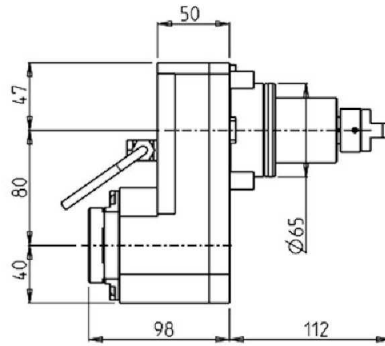

Part Number	Description	Spindle	I	RPM	Cool Thru	Ext. Cool	A
DWO 0860140	Radial MTSK-40 Reinforced	MTSK-40	1:1	6000		X	52
DWO 1550240	Radial MTSK-40 Reinforced Cool Thru*	MTSK-40	1:1	6000	X	X	62.5
DWO 0860150	Radial MTSK-50 Reinforced	MTSK-50	1:1	6000		X	52
DWO 1550250	Radial MTSK-50 Reinforced Cool Thru*	MTSK-50	1:1	6000	X	X	62.5

\* Coolant Thru tools are designed for 1000 psi.  
They require 5 Micron Filtration and **CANNOT** be run dry.

## NT2000-2500 12 STATION

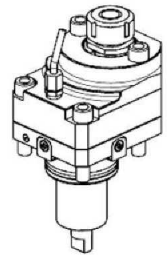
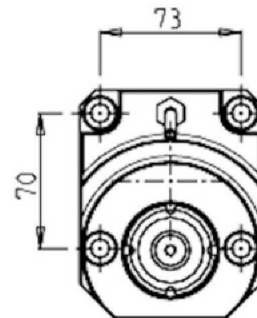
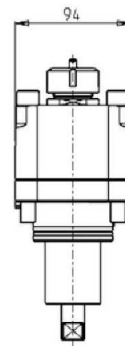
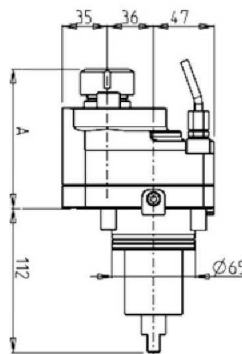

### DRIVEN

#### RADIAL GEARED-DOWN 2:1 DRIVEN TOOL REDIRECTED 80mm IN Z



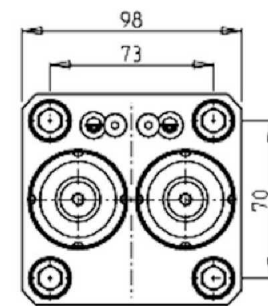
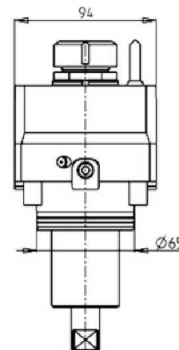
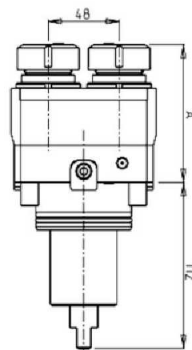

Part Number	Description	Spindle	I	RPM	Reversible	Ext. Cool
DWO 1580332	Radial Geared-Down 2:1 Redirected 80mm in Z	ERA32	2:1	3000	X	X

#### RADIAL GEARED-UP 1:2 DRIVEN TOOL REDIRECTED 36mm IN Z



Part Number	Description	Reversible	Spindle	I	RPM	Ext. Cool	A
DWO 0140125	Geared-Up 1:2 Redirected 36mm ER25	X	ER25	1:2	12000	X	108.56

#### RADIAL SINGLE-SIDE TWIN HEAD DRIVEN TOOL IN Y-AXIS

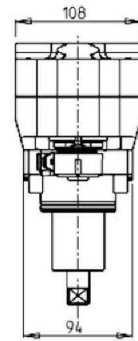
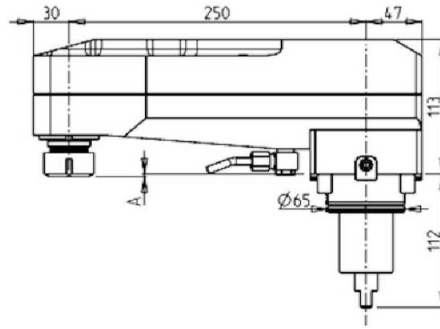
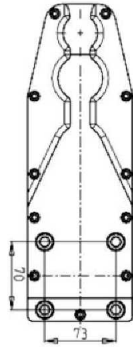
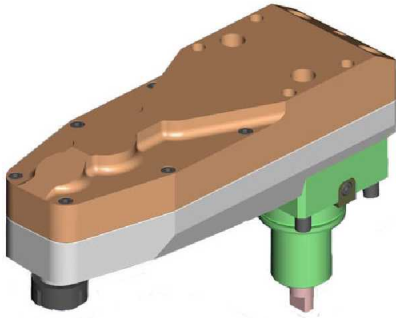


Part Number	Description	Spindle	I	RPM	Ext. Cool	A
DWO 0540216	Radial Y-Axis Double Outlet ER16	ER16	1:1	6000	X	84.5
DWO 0540225	Radial Y-Axis Double Outlet ER25	ER25	1:1	6000	X	85

## NT2000-2500 12 STATION

### DRIVEN

#### RADIAL INVERTED DRIVEN TOOL 250mm INTERAXIS



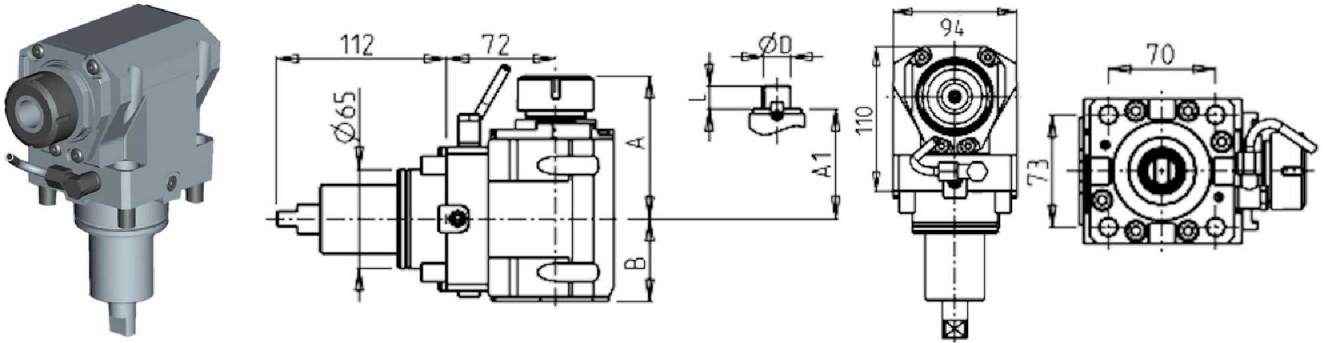
Part Number	Description	Spindle	I	RPM	Ext. Cool	A
0700025	Radial Inverted 250mm Interaxis ER25	ER25	1:2	12000	X	2.16
0700032	Radial Inverted 250mm Interaxis ER32	ER32	1:2	12000	X	14.66



## NT2000-2500 12 STATION

### DRIVEN

#### AXIAL DRIVEN TOOL H=72mm



Part Number	Description	Spindle	Reversible	I	RPM	Cool Thru	Ext. Cool	A	A1	B	D	L
DWO 0700125	Axial ER25 H=72mm	ER25	X	1:1	6000		X	91.16		54		
DWO 0700225	Axial ER25 H=72mm Cool Thru*	ER25	X	1:1	6000	X	X	91.16		65		
DWO 0700325	Axial ERA25 H=72mm	ERA25	X	1:1	6000		X	65		54		
DWO 0700425	Axial ERA25 H=72mm Cool Thru*	ERA25	X	1:1	6000	X	X	65		65		
DWO 0700132	Axial ER32 H=72mm	ER32	X	1:1	6000		X	93.66		54		
DWO 0700232	Axial ER32 H=72mm Cool Thru*	ER32	X	1:1	6000	X	X	93.66		65		
DWO 0700140	Axial ER40 H=72mm	ER40	X	1:1	6000		X	98.16		54		
DWO 0700240	Axial ER40 H=72mm Cool Thru*	ER40	X	1:1	6000	X	X	98.16		65		
DWO 0700516	Axial Mill Head D=16mm, L=17mm	16x17	X	1:1	6000		X		67.5	54	16	17
DWO 0700522	Axial Mill Head D=22mm, L=19mm	22x19	X	1:1	6000		X		67.5	54	22	19
DWO 0700527	Axial Mill Head D=27mm, L=21mm	27x21	X	1:1	6000		X		70	54	27	21

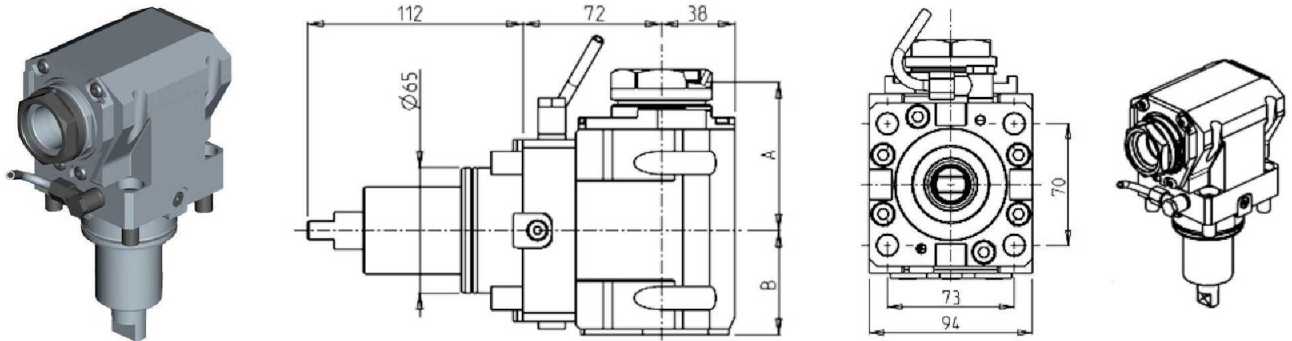
\* Coolant Thru tools are designed for 1000 psi.  
They require 5 Micron Filtration and **CANNOT** be run dry.

## NT2000-2500 12 STATION

### DRIVEN

#### AXIAL MTSK DRIVEN TOOL H=72mm

See Accessories for MTSK Quick Change Tool Holder Clamps



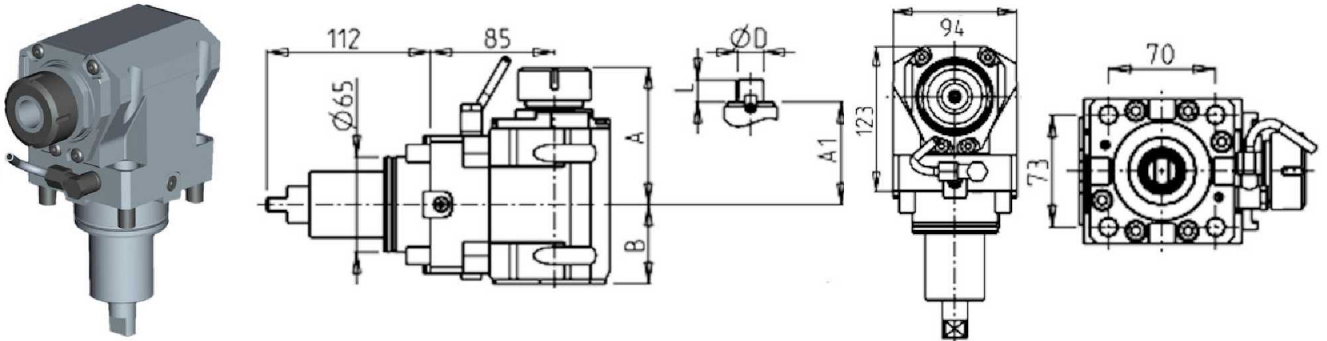
Part Number	Description	Spindle	Reversible	I	RPM	Cool Thru	Ext. Cool	A	B
DWO 1170140	Axial MTSK-40 H=72mm	MTSK-40	X	1:1	6000		X	77	54
DWO 1170240	Axial MTSK-40 H=72mm Cool Thru*	MTSK-40	X	1:1	6000	X	X	77	65
DWO 1170150	Axial MTSK-50 H=72mm	MTSK-50	X	1:1	6000		X	79	54
DWO 1170250	Axial MTSK-50 H=72mm Cool Thru*	MTSK-50	X	1:1	6000	X	X	79	65

\* Coolant Thru tools are designed for 1000 psi.  
They require 5 Micron Filtration and **CANNOT** be run dry.

## NT2000-2500 12 STATION

### DRIVEN

#### AXIAL DRIVEN TOOL H=85mm



Part Number	Description	Spindle	Reversible	I	RPM	Cool Thru	Ext. Cool	A	A1	B	D	L
DWO 1130125	Axial ER25 H=85mm	ER25	X	1:1	6000		X	91.16		54		
DWO 1130225	Axial ER25 H=85mm Cool Thru*	ER25	X	1:1	6000	X	X	91.16		65		
DWO 1130325	Axial ERA25 H=85mm	ERA25	X	1:1	6000		X	65		54		
DWO 1130425	Axial ERA25 H=85mm Cool Thru*	ERA25	X	1:1	6000	X	X	65		65		
DWO 1130132	Axial ER32 H=85mm	ER32	X	1:1	6000		X	93.66		54		
DWO 1130232	Axial ER32 H=85mm Cool Thru*	ER32	X	1:1	6000	X	X	93.66		65		
DWO 1130140	Axial ER40 H=85mm	ER40	X	1:1	6000		X	98.16		54		
DWO 1130240	Axial ER40 H=85mm Cool Thru*	ER40	X	1:1	6000	X	X	98.16		65		
DWO 1130516	Axial Mill Head D=16mm, L=17mm	16x17	X	1:1	6000		X		67.5	54	16	17
DWO 1130522	Axial Mill Head D=22mm, L=19mm	22x19	X	1:1	6000		X		67.5	54	22	19
DWO 1130527	Axial Mill Head D=27mm, L=21mm	27x21	X	1:1	6000		X		70	54	27	21

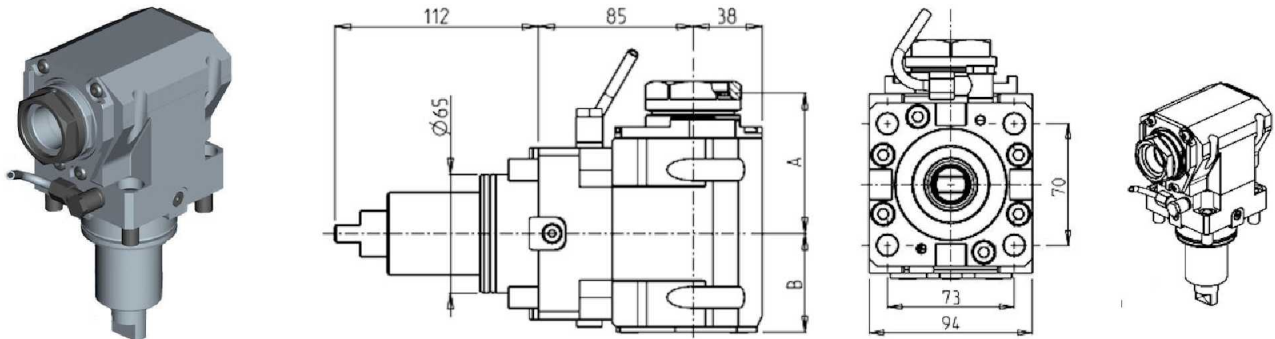
\* Coolant Thru tools are designed for 1000 psi.  
They require 5 Micron Filtration and **CANNOT** be run dry.

## NT2000-2500 12 STATION

### DRIVEN

#### AXIAL MTSK DRIVEN TOOL H=85mm

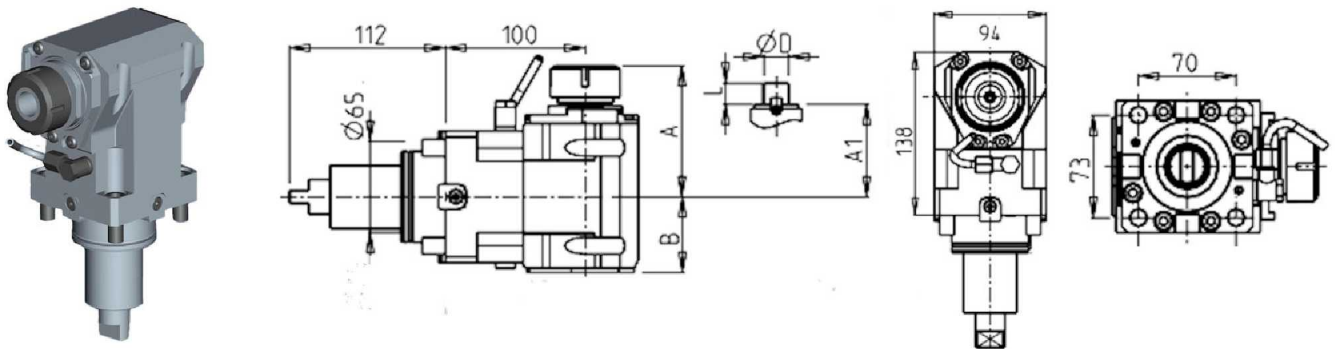
See Accessories for MTSK Quick Change Tool Holder Clamps



Part Number	Description	Spindle	Reversible	I	RPM	Cool Thru	Ext. Cool	A	B
DWO 1180140	Axial MTSK-40 H=85mm	MTSK-40	X	1:1	6000		X	77	54
DWO 1180240	Axial MTSK-40 H=85mm Cool Thru*	MTSK-40	X	1:1	6000	X	X	77	65
DWO 1180150	Axial MTSK-50 H=85mm	MTSK-50	X	1:1	6000		X	79	54
DWO 1180250	Axial MTSK-50 H=85mm Cool Thru*	MTSK-50	X	1:1	6000	X	X	79	65

\* Coolant Thru tools are designed for 1000 psi.  
They require 5 Micron Filtration and **CANNOT** be run dry.

#### AXIAL DRIVEN TOOL H=100mm



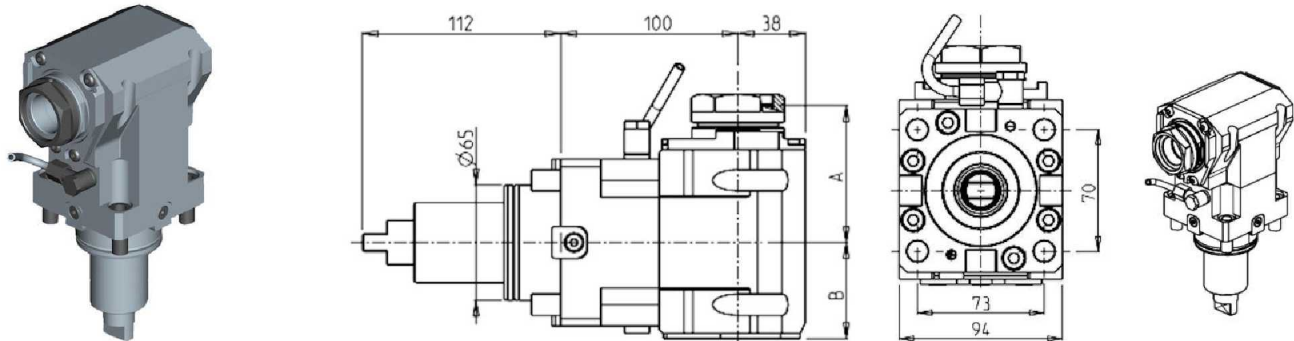
Part Number	Description	Spindle	I	RPM	Reversible	Cool Thru	Ext Cool	A	A1	B	D	L
DWO 1140125	Axial ER25 H=100mm	ER25	1:1	6000	X		X	91.16		54		
DWO 1140225	Axial ER25 H=100mm Cool Thru*	ER25	1:1	6000	X	X	X	91.16		65		
DWO 1140325	Axial ERA25 H=100mm	ERA25	1:1	6000	X		X	65		54		
DWO 1140425	Axial ERA25 H=100mm Cool Thru*	ERA25	1:1	6000	X	X	X	65		65		
DWO 1140132	Axial ER32 H=100mm	ER32	1:1	6000	X		X	93.66		54		
DWO 1140232	Axial ER32 H=100mm Cool Thru*	ER32	1:1	6000	X	X	X	93.66		65		
DWO 1140140	Axial ER40 H=100mm	ER40	1:1	6000	X		X	98.16		54		
DWO 1140240	Axial ER40 H=100mm Cool Thru*	ER40	1:1	6000	X	X	X	98.16		65		
DWO 1140516	Axial Mill Head D=16mm L=17mm H=100mm	16x17	1:1	6000	X		X		67.5	54	16	17
DWO 1140522	Axial Mill Head D=22mm L=19mm H=100mm	22x19	1:1	6000	X		X		67.5	54	22	19
DWO 1140527	Axial Mill Head D=27mm L=21mm H=100mm	27x21	1:1	6000	X		X		70	54	27	21

## NT2000-2500 12 STATION

### DRIVEN

#### AXIAL MTSK DRIVEN TOOL H=100mm

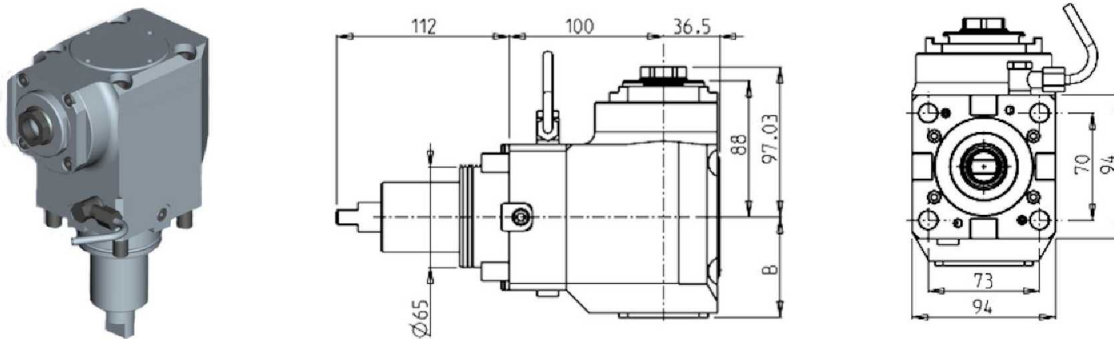
See Accessories for MTSK Quick Change Tool Holder Clamps



Part Number	Description	Spindle	Reversible	I	RPM	Cool Thru	Ext. Cool	A	B
DWO 1190140	Axial MTSK-40 H=100mm	MTSK-40	X	1:1	6000		X	77	54
DWO 1190240	Axial MTSK-40 H=100mm Cool Thru*	MTSK-40	X	1:1	6000	X	X	77	65
DWO 1190150	Axial MTSK-50 H=100mm	MTSK-50	X	1:1	6000		X	79	54
DWO 1190250	Axial MTSK-50 H=100mm Cool Thru*	MTSK-50	X	1:1	6000	X	X	79	65

\* Coolant Thru tools are designed for 1000 psi.  
They require 5 Micron Filtration and **CANNOT** be run dry.

#### AXIAL GEARED-UP 1:2 DRIVEN TOOL



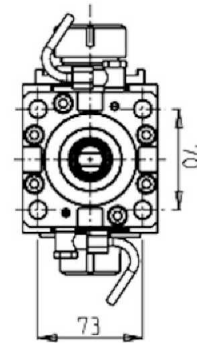

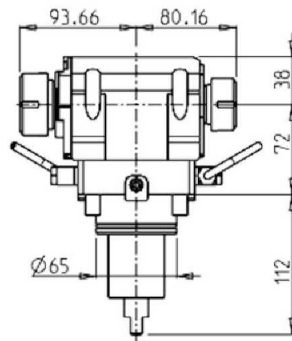
Part Number	Description	Reversible	Spindle	I	RPM	Cool Thru	Ext. Cool	B
DWO 0710125	Axial Geared-Up ERA25 1:2	X	ERA25	1:2	12000		X	64.7
DWO 0710225	Axial Geared-Up ERA25 1:2 Cool Thru*	X	ERA25	1:2	12000	X	X	73.2

\* Coolant Thru tools are designed for 1000 psi.  
They require 5 Micron Filtration and **CANNOT** be run dry.

## NT2000-2500 12 STATION

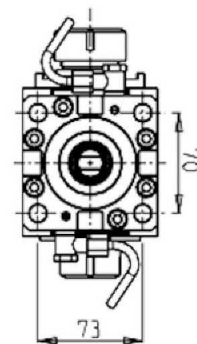
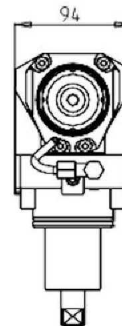
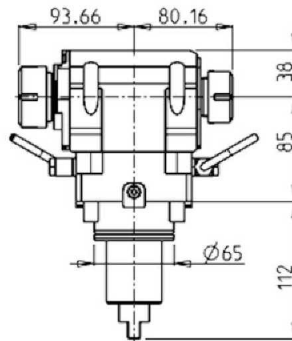
### DRIVEN

#### AXIAL OPPOSITE FACE DRIVEN TOOL H=72mm



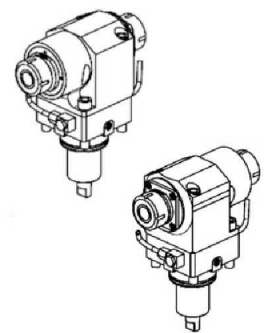
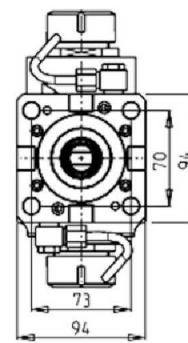
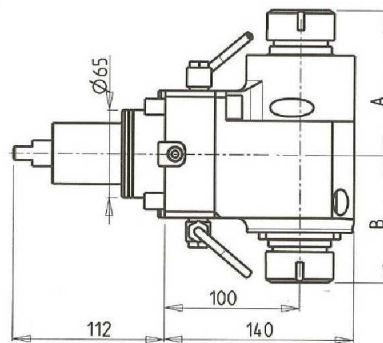
Part Number	Description	Reversible	Spindle	I	RPM	Ext. Cool
DWO 0720132	Axial Opposite Face ER32+ER25 H=72mm	X	ER32+ER25	1:1	6000	X

#### AXIAL OPPOSITE FACE DRIVEN TOOL H=85mm



Part Number	Description	Spindle	Reversible	I	RPM	Ext. Cool
DWO 1150132	Axial Opposite Face ER32+ER25 H=85mm	ER32+ER25	X	1:1	6000	X

#### AXIAL OPPOSITE FACE DRIVEN TOOL H=100mm

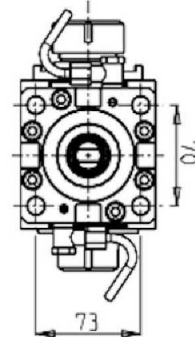
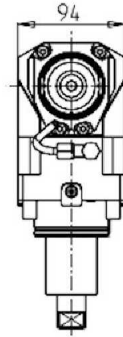
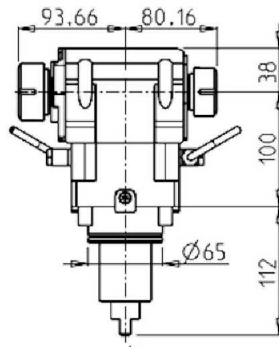


Part Number	Description	Reversible	Spindle	I	RPM	Ext. Cool	A	B
DWO 0070232	Axial Double Outlet ER32+ER32	X	ER32+ER32	1:1	6000	X	107.66	94.26
DWO 0073225	Axial Double Outlet ERA25+ERA32	X	ERA25+ERA32	1:1	6000	X	106.03	81.13

## NT2000-2500 12 STATION

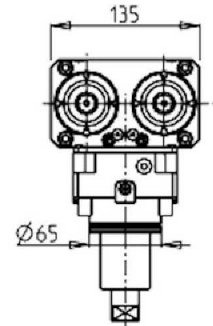
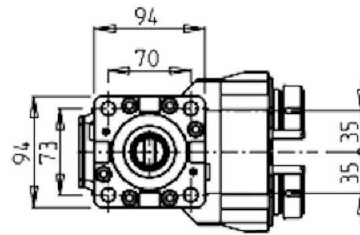
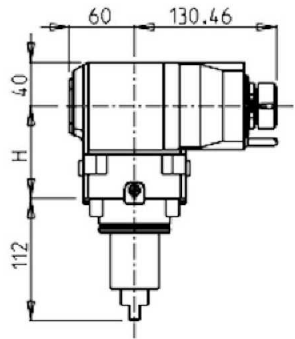

### DRIVEN

#### AXIAL OPPOSITE FACE DRIVEN TOOL H=100mm



Part Number	Description	Spindle	Reversible	I	RPM	Ext. Cool
DWO 1160132	Axial Opposite Face ER32+ER25 H=100mm	ER32+ER25	X	1:1	6000	X

#### AXIAL SINGLE SIDE TWIN HEAD DRIVEN TOOL IN Y

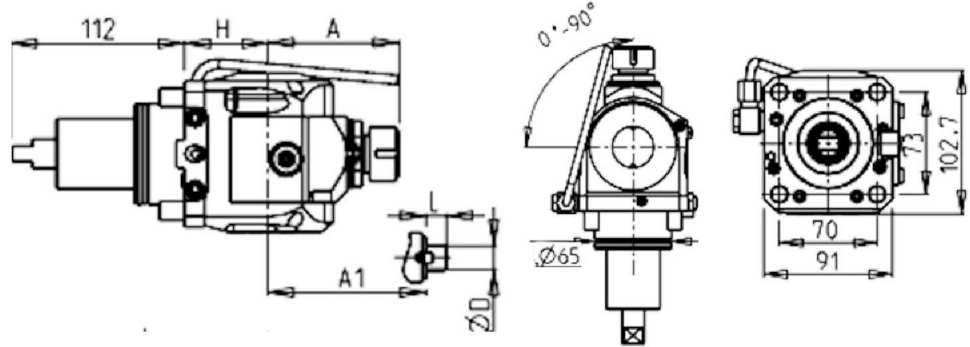


Part Number	Description	Spindle	Reversible	I	RPM	Ext. Cool	H
DWO 1120225	Axial ER25 H=72 Single Side Twin Head in Y	ER25	X	1:1	6000	X	72
DWO 1220225	Axial ER25 H=85 Single Side Twin Head in Y	ER25	X	1:1	6000	X	85
DWO 1230225	Axial ER25 H=100 Single Side Twin Head in Y	ER25	X	1:1	6000	X	100

## NT2000-2500 12 STATION

### DRIVEN

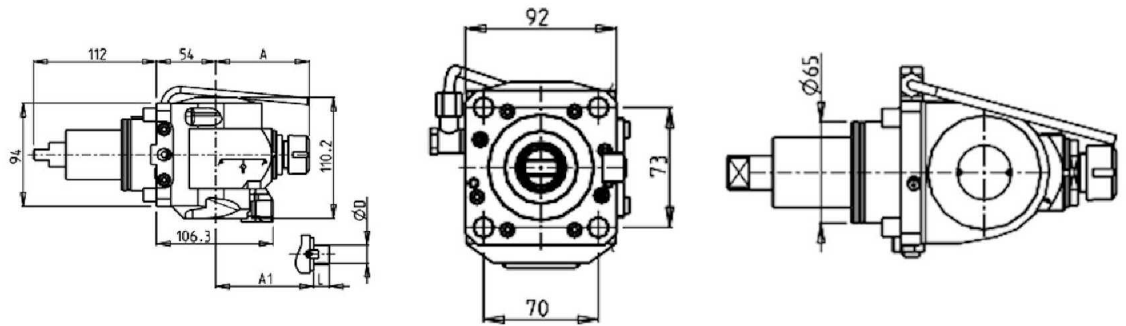
#### 0-90 ADJUSTABLE ANGLE DRIVEN TOOL



Part Number	Description	Reversible	I	Spindle	RPM	Ext. Cool	H	A	A1	D	L
0370020	Adj.Angle (0-90) ER20 H=54mm	X	1:1	ER20	6000	X	54	84.66			
0370025	Adj.Angle (0-90) ER25 H=54mm	X	1:1	ER25	6000	X	54	85.66			
0371617	Adj. Angle (0-90) Mill Head 16x17 H=54mm	X	1:1	16x17	6000	X	54		65	16	17
0372219	Adj. Angle (0-90) Mill Head 22x19 H=54mm	X	1:1	22x19	6000	X	54		66	22	19
0371905	Adj. Angle (0-90) Mill Head 3/4"x3/4" H=54mm	X	1:1	3/4"x3/4"	6000	X	54		65	3/4"	3/4"
0370120	Adj.Angle (0-90) ER20 H=100mm	X	1:1	ER20	6000	X	100	84.66			
0370125	Adj.Angle (0-90) ER25 H=100mm	X	1:1	ER25	6000	X	100	85.66			
0372617	Adj. Angle (0-90) Mill Head 16x17 H=100mm	X	1:1	16x17	6000	X	100		65	16	17
0373219	Adj. Angle (0-90) Mill Head 22x19 H=100mm	X	1:1	22x19	6000	X	100		66	22	19
0372905	Adj. Angle (0-90) Mill Head 3/4"x3/4" H=100mm	X	1:1	3/4"x3/4"	6000	X	100		65	3/4"	3/4"

**Note :** Wrenches are provided with the purchase of Specialty Toolholders

#### 0-180 ADJUSTABLE ANGLE DRIVEN TOOL WITH DIGITAL DISPLAY H=54mm



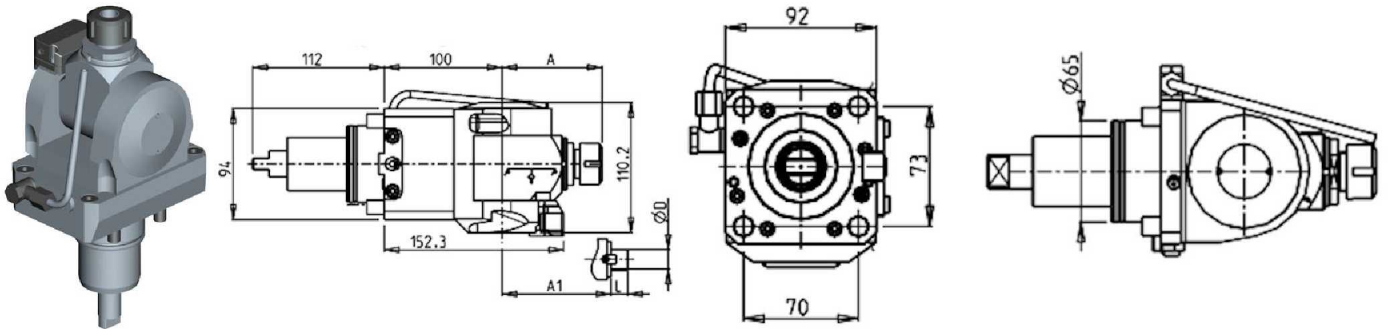
Part Number	Description	Spindle	I	RPM	Reversible	Ext Cool	A	A1	D	L
DWO 1850120	0-180 Adjustable Angle ER20 with Digital Display	ER20	1:1	6000	X	X	85.16			
DWO 1850125	0-180 Adjustable Angle ER25 with Digital Display	ER25	1:1	6000	X	X	86.16			
DWO 1850519	0-180 Adjustable Angle 3/4"x3/4" with Digital Display	3/4"x3/4"	1:1	6000	X	X		65	3/4"	3/4"
DWO 1850516	0-180 Adjustable Angle 16x17 with Digital Display	16x17mm	1:1	6000	X	X		65	16	17
DWO 1850522	0-180 Adjustable Angle 22x19 with Digital Display	22x19mm	1:1	6000	X	X		66	22	19



## NT2000-2500 12 STATION

### DRIVEN

#### 0-180 ADJUSTABLE ANGLE DRIVEN TOOL WITH DIGITAL DISPLAY H=100mm

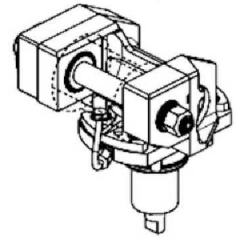
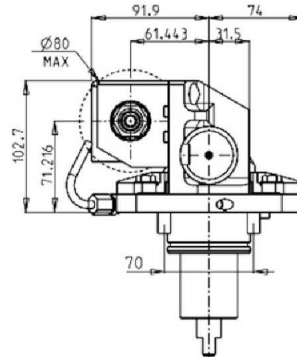
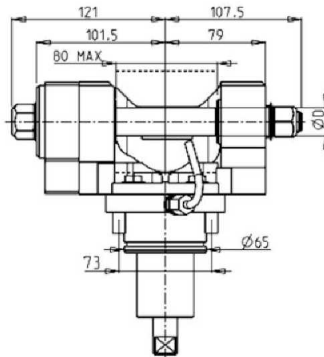



Part Number	Description	Spindle	I	RPM	Reversible	Ext Cool	A	A1	D	L
DWO 1860120	0-180 Adjustable Angle ER20 with Digital Display	ER20	1:1	6000	X	X	85.16			
DWO 1860125	0-180 Adjustable Angle ER25 with Digital Display	ER25	1:1	6000	X	X	86.16			
DWO 1860519	0-180 Adjustable Angle 3/4"x3/4" with Digital Display	3/4"x3/4"	1:1	6000	X	X		65	3/4"	3/4"
DWO 1860516	0-180 Adjustable Angle 16x17 with Digital Display	16x17mm	1:1	6000	X	X		65	16	17
DWO 1860522	0-180 Adjustable Angle 22x19 with Digital Display	22x19mm	1:1	6000	X	X		66	22	19

## NT2000-2500 12 STATION

### DRIVEN

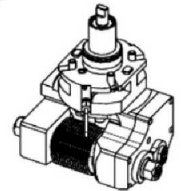
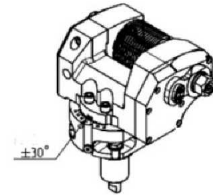
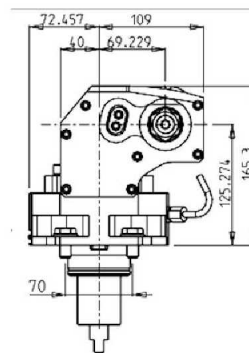
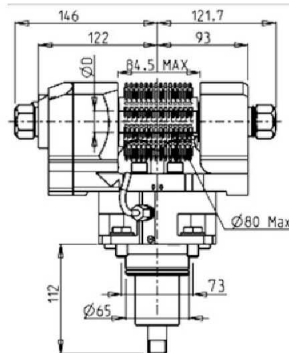

#### DRIVEN GEAR HOBBER



Part Number	Description	Reversible	I	RPM	Ext. Cool	D mm	D Inch
0321100	Gear Hobbing Tool 1:1	X	1:1	6000	X	16-22-27-32	3/4"-1"-1 1/4"
0322100	Gear Hobbing Tool Geared Down 2:1	X	2:1	3000	X	16-22-27-32	3/4"-1"-1 1/4"

**Note :** Wrenches are provided with the purchase of Specialty Toolholders

#### GEAR HOBBER - REINFORCED



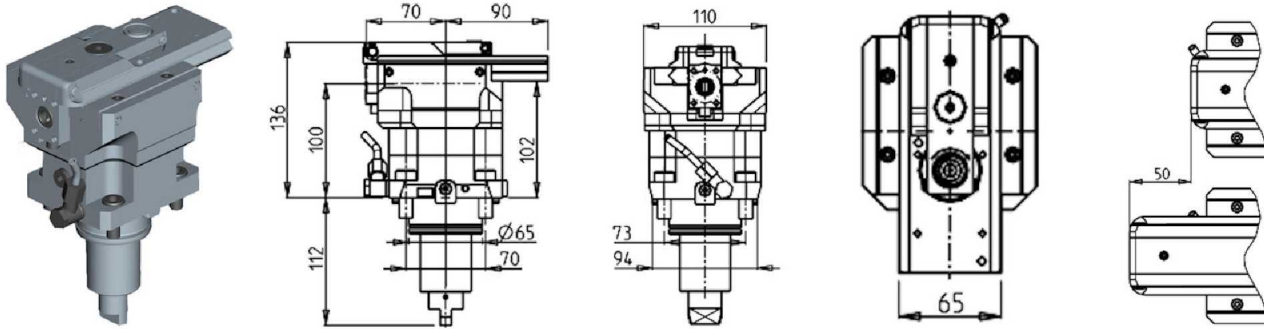
Part Number	Description	Reversible	I	RPM	Ext. Cool	D mm	D Inch
DWO 0031100	Heavy Duty Gear Hobbing Tool 1:1	X	1:1	6000	X	16-22-27-32	3/4"-1"-1 1/4"
DWO 0032100	Heavy Duty Gear Hobbing Tool Geared Down 2:1	X	2:1	3000	X	16-22-27-32	3/4"-1"-1 1/4"

**Note :** Wrenches are provided with the purchase of Specialty Toolholders

## NT2000-2500 12 STATION

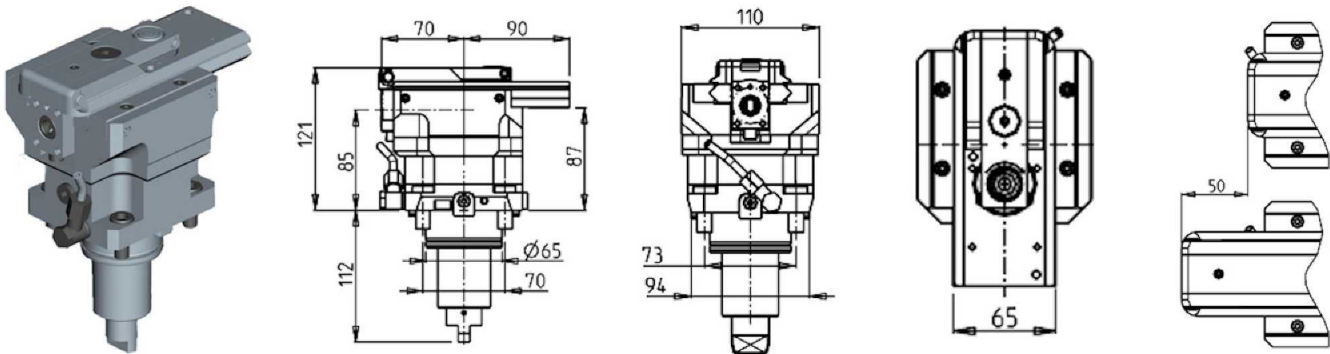
### DRIVEN

#### BROACHING/SLOTING TOOL 50mm STROKE H=100mm



Part Number	Description	I	RPM MAX	Reversible	Ext Cool
DWO 1520100	Broaching / Slotting Tool H=100mm	4:1	2000	X	X

#### BROACHING/SLOTING TOOL 50mm STROKE H=85mm

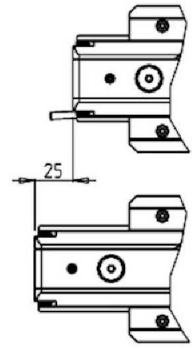
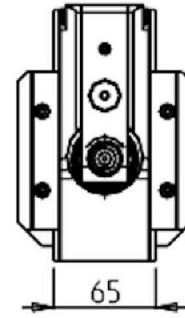
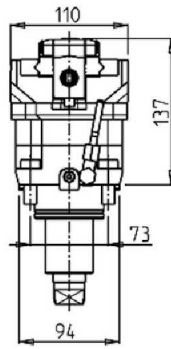
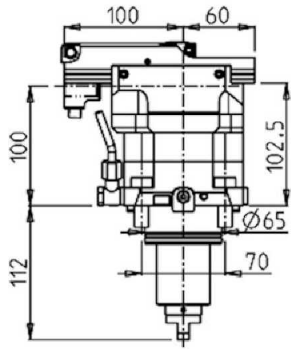


Part Number	Description	I	RPM MAX	Reversible	Ext Cool
DWO 1530100	Broaching / Slotting Tool H=85mm	4:1	2000	X	X

## NT2000-2500 12 STATION

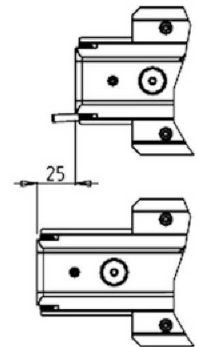
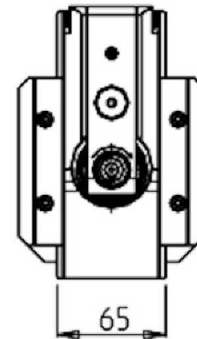
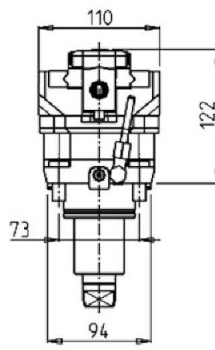
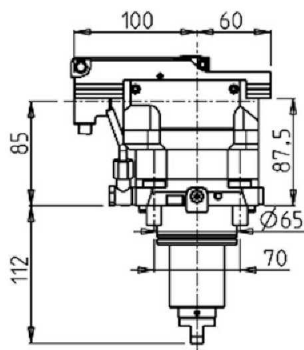
### DRIVEN

#### BROACHING/SLOTING TOOL 25mm STROKE H=100mm



Part Number	Description	I	RPM MAX	Reversible	Ext Cool
DWO 1520200	Broaching / Slotting Tool H=100mm	4:1	2400	X	X

#### BROACHING/SLOTING TOOL 25mm STROKE H=85mm

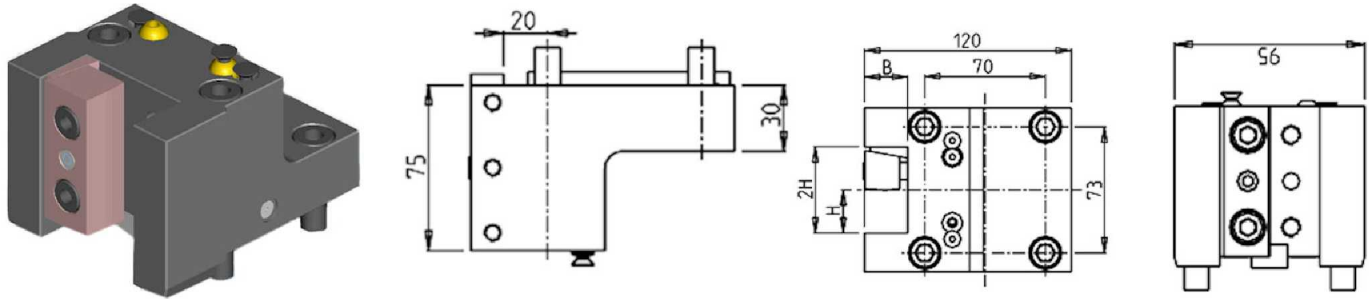


Part Number	Description	I	RPM MAX	Reversible	Ext Cool
DWO 1530200	Broaching / Slotting Tool H=85mm	4:1	2400	X	X

## NT2000-2500 12 STATION

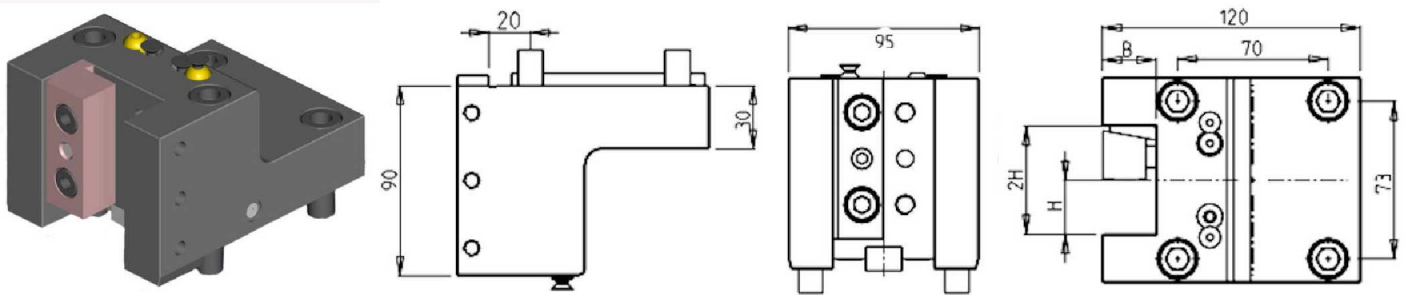
### STATIC

#### RADIAL STATIC HOLDER H=75mm



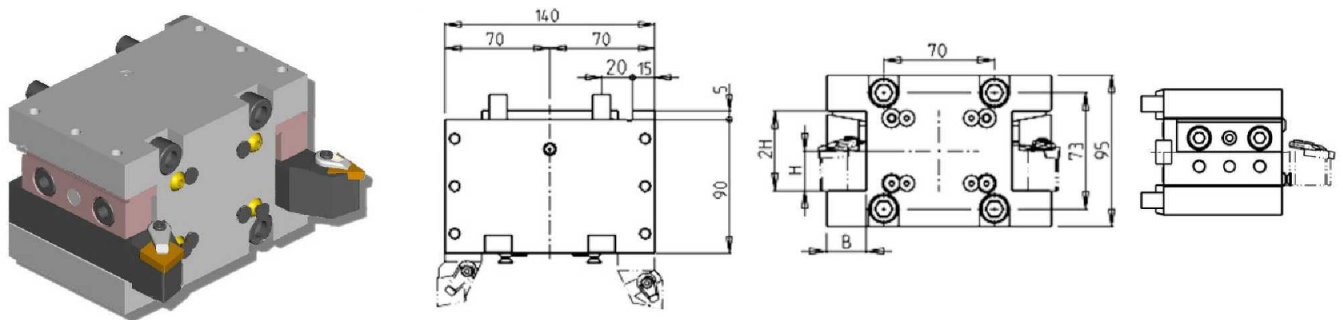
Part Number	Description	# of Tools	Reversible	Dimensions	B	H
DWO 1422540	Radial Static Tool: 1" H=75mm	1	X	Inch	1"	1"
DWO 1422500	Radial Static Tool: 25mm H=75mm	1	X	mm	25	25

#### RADIAL STATIC HOLDER H=90mm



Part Number	Description	# of Tools	Reversible	Dimensions	B	H
DWO 0482540	Radial Static Tool: 1" H=90mm	1	X	Inch	1"	1"
DWO 0482500	Radial Static Tool: 25mm H=90mm	1	X	mm	25	25

#### RADIAL DOUBLE STATIC HOLDER

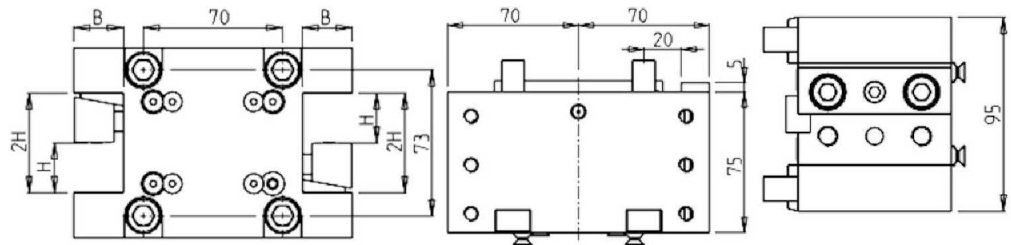



Part Number	Description	# of Tools	Reversible	Dimensions	B	H
DWO 0272540	Radial Double Static Tool : 1"	2/4	X	Inch	1"	1"
DWO 0272500	Radial Double Static Tool : 25mm	2/4	X	mm	25	25

## NT2000-2500 12 STATION

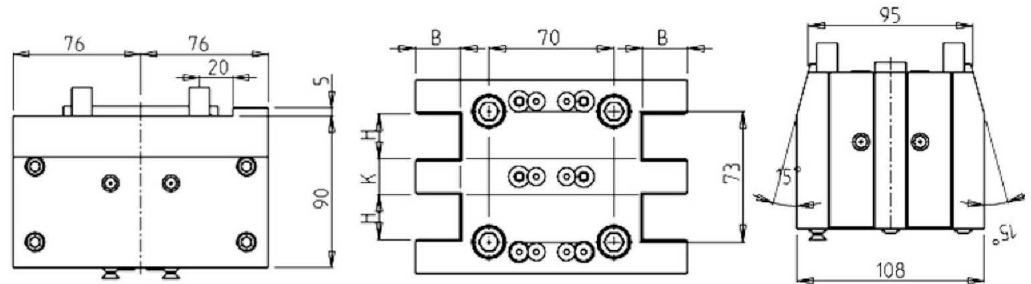

### STATIC

#### RADIAL DOUBLE STATIC HOLDER H=75mm



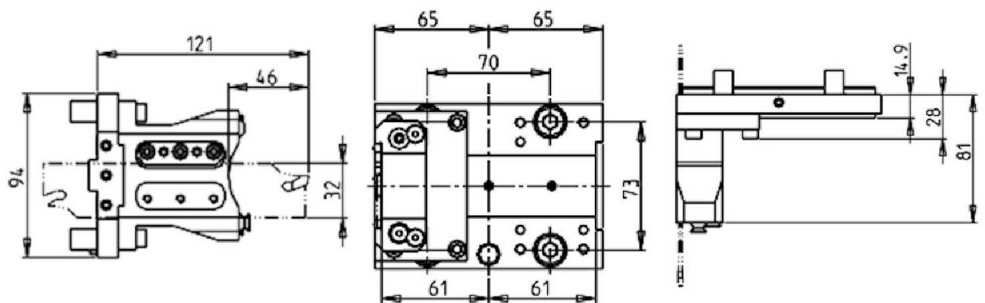

Part Number	Description	# of Tools	Reversible	Dimensions	B	H
DWO 0672500	Radial Double Static Tool H=75mm	2/4	X	mm	25	25

#### RADIAL DOUBLE SIDE TWIN STATIC TOOL



Part Number	Description	# of Tools	Reversible	Dimensions	H	K	B
DWO 0622540	Radial Double Side Twin Static Tool H=1"	4	X	Inch	1"	3/4"	1"
DWO 0622500	Radial Double Side Twin Static Tool H=25mm	4	X	mm	25	20	25

#### RADIAL BLADE HOLDER WITH BLADE KIT

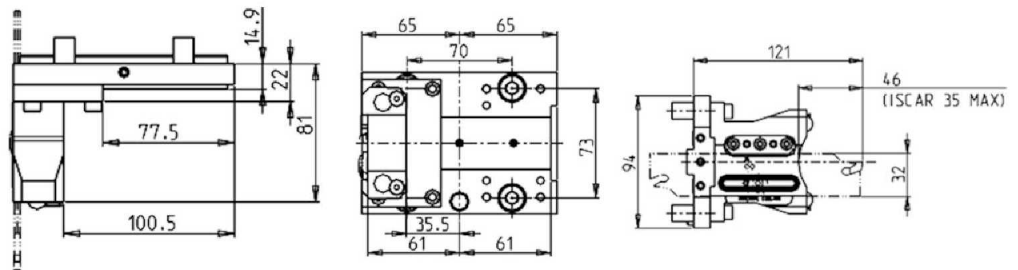



Part Number	Description	# of Tools	Reversible	Ext Cool
DWO 1410132	Radial Blade Holder with Blade Kit	1	X	X
BLADEKIT	Blade Kit: 1 Blade, 10 Inserts			

## NT2000-2500 12 STATION

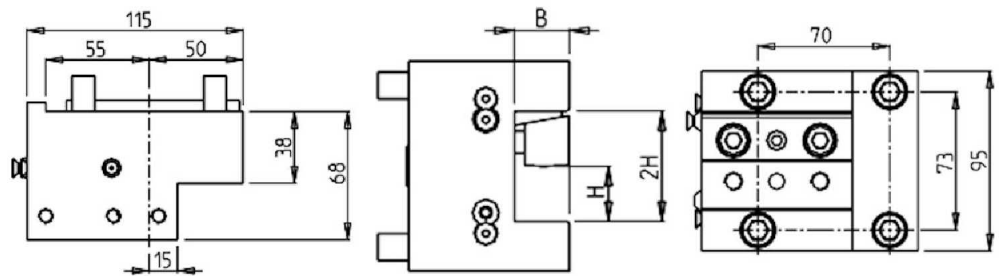

### STATIC

#### RADIAL BLADE HOLDER WITH INTERNAL COOLANT-BLADE KIT NOT INCLUDED



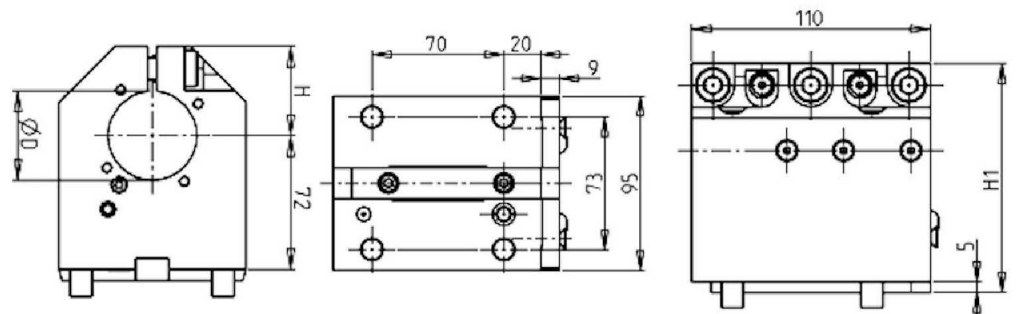

Part Number	Description	# of Tools	Reversible	Ext Cool	Cool Thru
DWO 1730132	Radial Blade Holder with Cool Thru	1	X	X	X
COOL THRU BLADEKIT	Blade Kit: 1 Blade, 10 Inserts				

#### AXIAL STATIC TOOL



Part Number	Description	# of Tools	Reversible	Dimensions	B	H
DWO 1452540	Axial Static Tool 1"	1	X	Inch	1"	1"
DWO 1452500	Axial Static Tool 25mm	1	X	mm	25	25

#### AXIAL SINGLE BORING BAR HOLDER

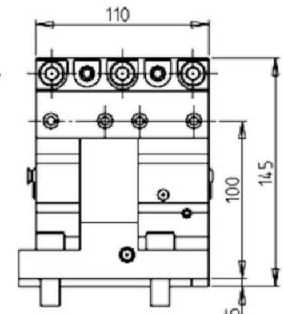
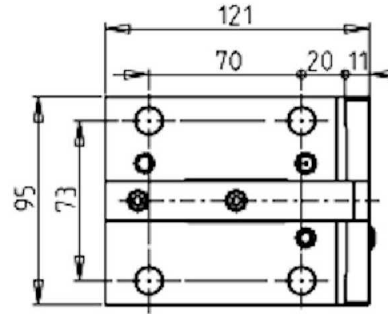
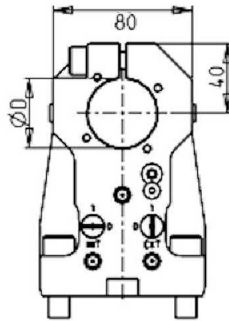



Part Number	Description	# of Tools	Reversible	Cool Thru	Ext. Cool	Dimensions	D	H	H1
0833810	Axial Single BBH: 1-1/2"	1	X	X	X	Inch	1 1/2"	40	117.5
0835080	Axial Single BBH: 2"	1	X	X	X	Inch	2"	46.5	123.5
0834000	Axial Single BBH: 40mm	1	X	X	X	mm	40	40	117.5
0835000	Axial Single BBH: 50mm	1	X	X	X	mm	50	46.5	123.5
KIT 1003004	Plug & Seal Kit for 1 1/2" BBH to Make Cool Thru								
KIT 1003003	Plug & Seal Kit for 40mm BBH to Make Cool Thru								
KIT 1003002	Plug & Seal Kit for 50mm or 2" BBH to Make Cool Thru								

## NT2000-2500 12 STATION

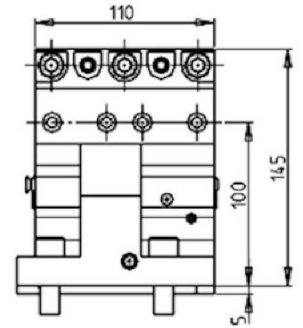
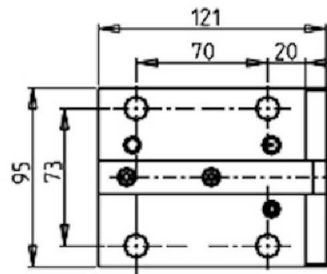
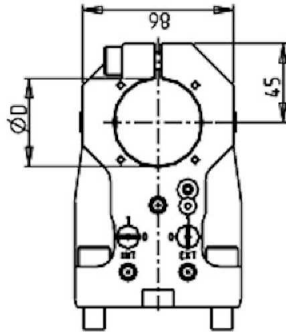

### STATIC

#### AXIAL SINGLE BORING BAR HOLDER 40mm H=100mm



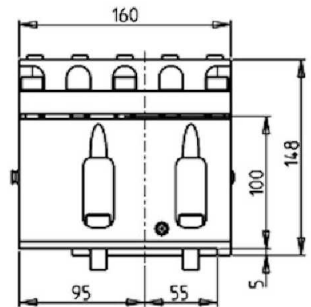
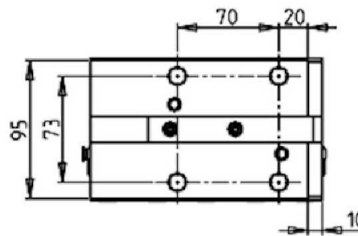
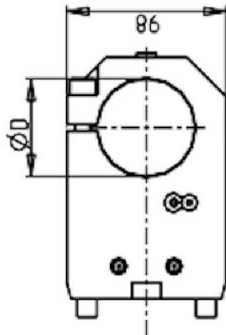

Part Number	Description	# of Tools	Reversible	Cool Thru	Ext. Cool	Dimensions	B
DWO 0204000	Axial Single BBH: 40mm, H=100mm	1	X	X	X	mm	40
KIT 1003003	Plug & Seal Kit for 40mm BBH to Make Cool Thru						

#### AXIAL SINGLE BORING BAR HOLDER 50mm H=100mm



Part Number	Description	# of Tools	Reversible	Cool Thru	Ext Cool	Dimensions	D
DWO 0205000	Axial Single BBH: 50mm, H=100mm	1	X	X	X	mm	50
KIT 1003002	Plug & Seal Kit for 50mm BBH to Make Cool Thru						

#### AXIAL SINGLE BORING BAR HOLDER 60mm H=100mm



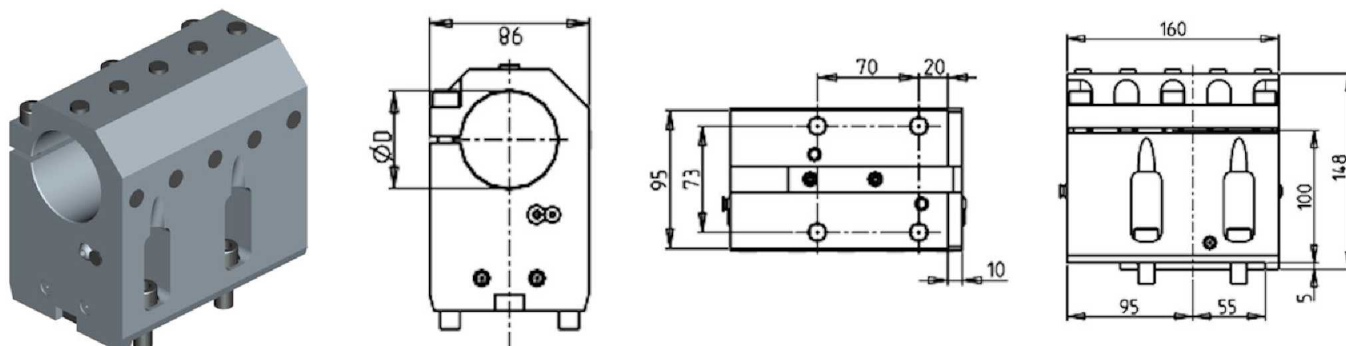
Part Number	Description	# of Tools	Reversible	Ext Cool	Dimension	D
DWO 1446000	Axial Single BBH 60mm H=100mm	1	X	X	mm	60



## NT2000-2500 12 STATION

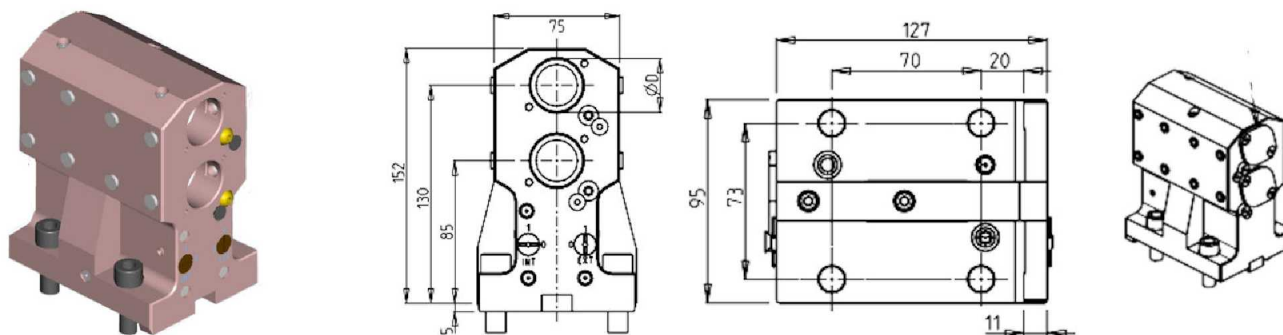
### STATIC

#### AXIAL SINGLE BORING BAR HOLDER 60mm H=100mm



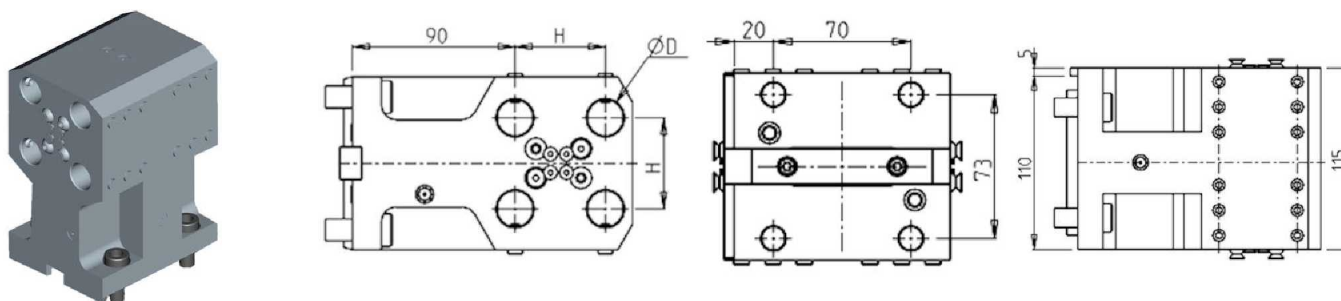
Part Number	Description	# of Tools	Reversible	Cool Thru	Dimensions	D
DWO 0746000	Axial Single BBH: 60mm	1	X	X	mm	60
KIT 1003025	Plug & Seal Kit for 60mm BBH to Make Cool Thru					

#### DOUBLE AXIAL 2+2 BORING BAR HOLDER



Part Number	Description	# of Tools	Reversible	Cool Thru	Ext. Cool	Dimensions	B
DWO 0213175	Axial Double BBH: 1 1/4"	2+2	X	X	X	Inch	1 1/4"
DWO 0213200	Axial Double BBH: 32mm	2+2	X	X	X	mm	32
KIT 1000001	Plug for 32mm or 1 1/4" BBH to Make Cool Thru						

#### AXIAL 4 + 4 BORING BAR HOLDER

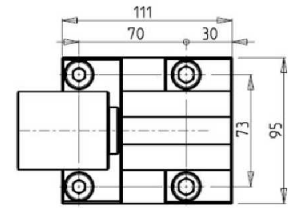
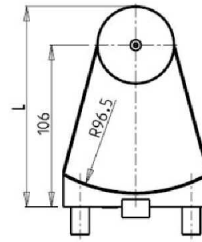
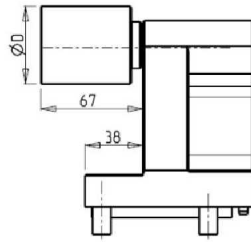



Part Number	Description	# of Tools	Reversible	Ext. Cool	Dimensions	D	H
DWO 0631905	Axial 4+4 BBH: 3/4"	4+4	X	X	Inch	3/4"	2"
DWO 0632000	Axial 4+4 BBH: 20mm	4+4	X	X	mm	20	48

## NT2000-2500 12 STATION

### STATIC

#### TAILSTOCK FOR SUBSPINDLE

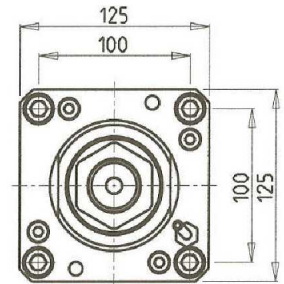
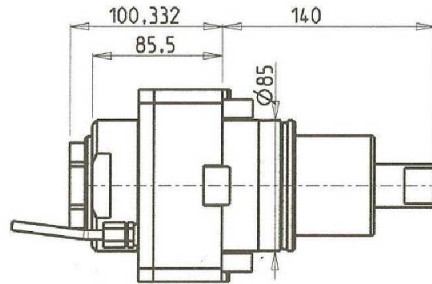



Part Number	Description	# of Tools	D	L
0820200	Tailstock for Sub Spindle 38mm	1	38	125
0820200L	Tailstock for Sub Spindle 2"	1	2"	131.4
080003	Removable Tailstock Center			

## TC 46

### DRIVEN

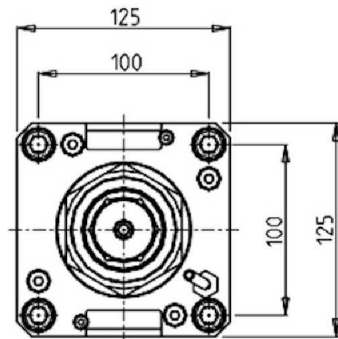
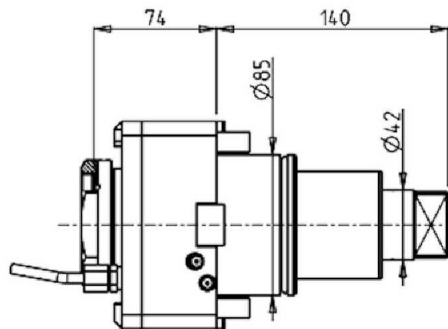

#### RADIAL DRIVEN TOOL



Part Number	Description	Spindle	I	RPM	Cool Thru	Ext. Cool
DWO 0160150	Radial ERA50 BMT85	ERA50	1:1	3000		X
DWO 0160250	Radial ERA50 BMT85 Cool Thru*	ERA50	1:1	3000	X	X

\* Coolant Thru tools are designed for 1000 psi.  
They require 5 Micron Filtration and **CANNOT** be run dry.

#### RADIAL MTSK DRIVEN TOOL



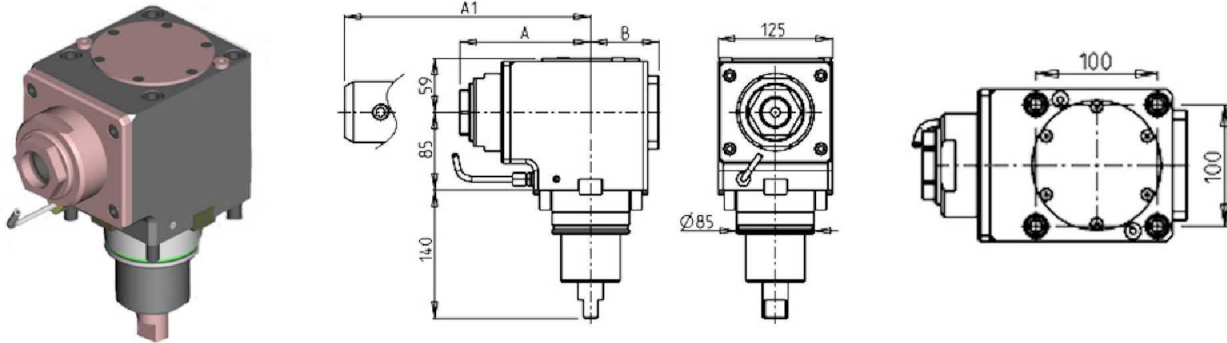
Part Number	Description	Spindle	I	RPM	Cool Thru	Ext Cool
DWO 1750163	Radial MTSK-63 Driven Tool	MTSK-63	1:1	3000		X
DWO 1750263	Radial MTSK-63 Driven Tool Cool Thru*	MTSK-63	1:1	3000	X	X

\* Coolant Thru tools are designed for 1000 psi.  
They require 5 Micron Filtration and **CANNOT** be run dry.

## TC 46

### DRIVEN

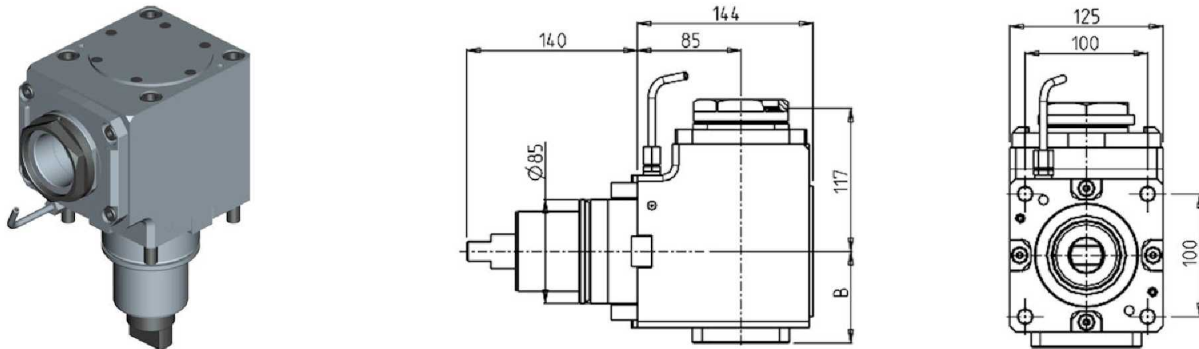
#### AXIAL DRIVEN TOOL H=85mm



Part Number	Description	Reversible	Spindle	I	RPM	Cool Thru	Ext. Cool	A	A1	B
DWO 0150150	Axial ERA50 H=85mm	X	ERA50	1:1	3000		X	143.33		75
DWO 0151250	Axial ERA50 H=85mm Cool Thru*	X	ERA50	1:1	3000	X	X	143.33		86
DWO 0150240	Axial Weldon 40 H=85mm	X	Weldon 40	1:1	3000		X		175.5	75
DWO 0150140	Axial Weldon 40 H=85mm Cool Thru*	X	Weldon 40	1:1	3000	X	X		175.5	86

\* Coolant Thru tools are designed for 1000 psi.  
They require 5 Micron Filtration and **CANNOT** be run dry.

#### AXIAL MTSK DRIVEN TOOL H=85mm



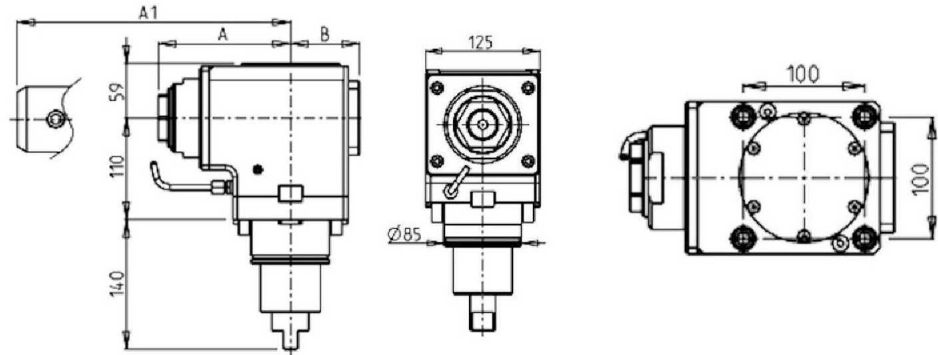
Part Number	Description	Spindle	I	RPM	Reversible	Cool Thru	Ext Cool	B
DWO 1590163	Axial MTSK 63 H=85mm	MTSK63	1:1	3000	X		X	75
DWO 1590263	Axial MTSK 63 H=85mm Cool Thru*	MTSK63	1:1	3000	X	X	X	86

\* Coolant Thru tools are designed for 1000 psi.  
They require 5 Micron Filtration and **CANNOT** be run dry.

## TC 46

### DRIVEN

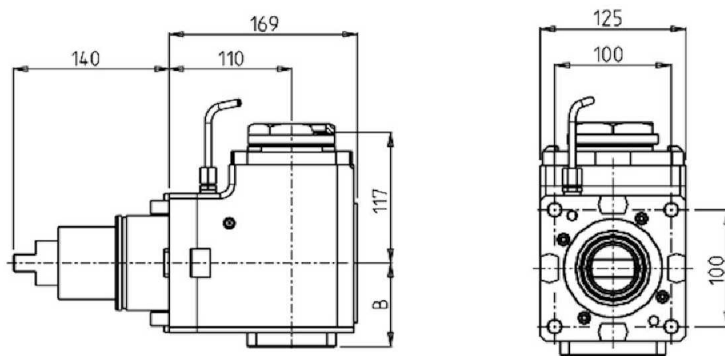
#### AXIAL DRIVEN TOOL H=110mm



Part Number	Description	Reversible	Spindle	I	RPM	Cool Thru	Ext. Cool	A	A1	B
DWO 1290150	Axial ERA50 H=110mm	X	ERA50	1:1	3000		X	143.33		75
DWO 1291250	Axial ERA50 H=110mm Cool Thru*	X	ERA50	1:1	3000	X	X	143.33		86
DWO 1290240	Axial Weldon 40 H=110mm	X	Weldon 40	1:1	3000		X		175.5	75
DWO 1290140	Axial Weldon 40 H=110mm Cool Thru*	X	Weldon 40	1:1	3000	X	X		175.5	86

\* Coolant Thru tools are designed for 1000 psi.  
They require 5 Micron Filtration and **CANNOT** be run dry.

#### AXIAL MTSK DRIVEN TOOL H=100mm



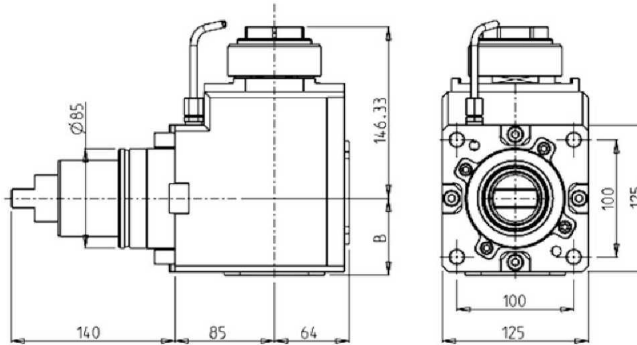
Part Number	Description	Spindle	I	RPM	Reversible	Cool Thru	Ext Cool	B
DWO 1600163	Axial MTSK63 H=110mm	MTSK63	1:1	3000	X		X	75
DWO 1600263	Axial MTSK63 H=110mm Cool Thru*	MTSK63	1:1	3000	X	X	X	86

\* Coolant Thru tools are designed for 1000 psi.  
They require 5 Micron Filtration and **CANNOT** be run dry.

## TC 46

### DRIVEN

#### AXIAL GEARED-DOWN 2:1 DRIVEN TOOL

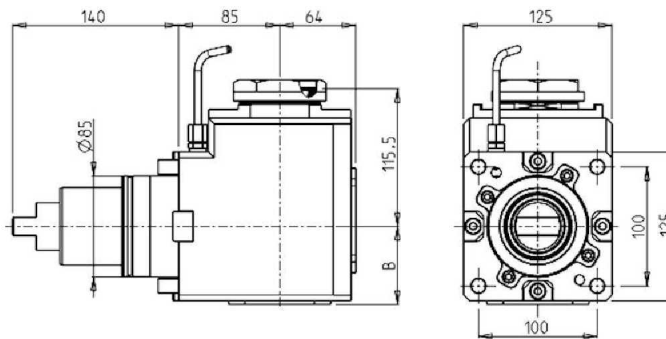


Part Number	Description	Reversible	Spindle	I	RPM	Cool Thru	Ext. Cool	B
DWO 0460150	Axial Geared-Down ERA50	X	ERA50	2:1	1500		X	65.5
DWO 0460250	Axial Geared-Down ERA50 Cool Thru*	X	ERA50	2:1	1500	X	X	82

\* Coolant Thru tools are designed for 1000 psi.  
They require 5 Micron Filtration and **CANNOT** be run dry.

#### AXIAL MTSK GEARED-DOWN 2:1 DRIVEN TOOL H=85mm

See Accessories for MTSK Quick Change Tool Holder Clamps



Part Number	Description	Reversible	Spindle	I	RPM	Cool Thru	Ext. Cool	B
DWO 0760163	Axial MTSK-63 Geared-Down	X	MTSK-63	2:1	1500		X	65.5
DWO 0760263	Axial MTSK-63 Geared-Down Cool Thru*	X	MTSK-63	2:1	1500	X	X	82

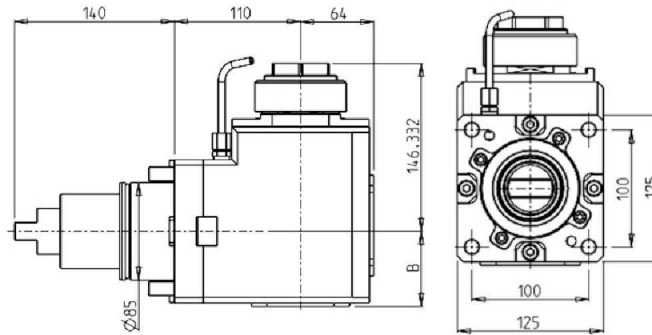
\* Coolant Thru tools are designed for 1000 psi.  
They require 5 Micron Filtration and **CANNOT** be run dry.

**\*These Tools are designed specifically for TC 46M**

## TC 46

### DRIVEN

#### AXIAL GEARED-DOWN 2:1 DRIVEN TOOL H=110mm

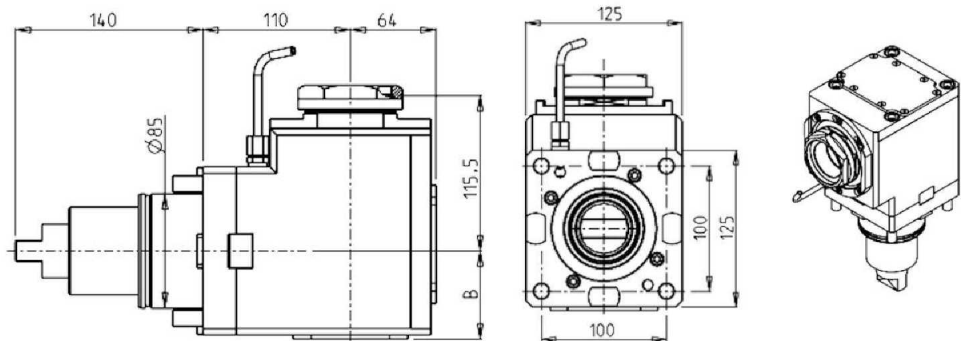


Part Number	Description	Spindle	Reversible	I	RPM	Cool Thru	Ext. Cool	B
DWO 1210150	Axial ERA50 Geared-Down 2:1	ERA50	X	2:1	1500		X	65.5
DWO 1210250	Axial ERA50 Geared-Down 2:1 Cool Thru*	ERA50	X	2:1	1500	X	X	82

\* Coolant Thru tools are designed for 1000 psi.  
They require 5 Micron Filtration and **CANNOT** be run dry.

#### AXIAL MTSK GEARED-DOWN 2:1 DRIVEN TOOL H=110mm

See Accessories for MTSK Quick Change Tool Holder Clamps



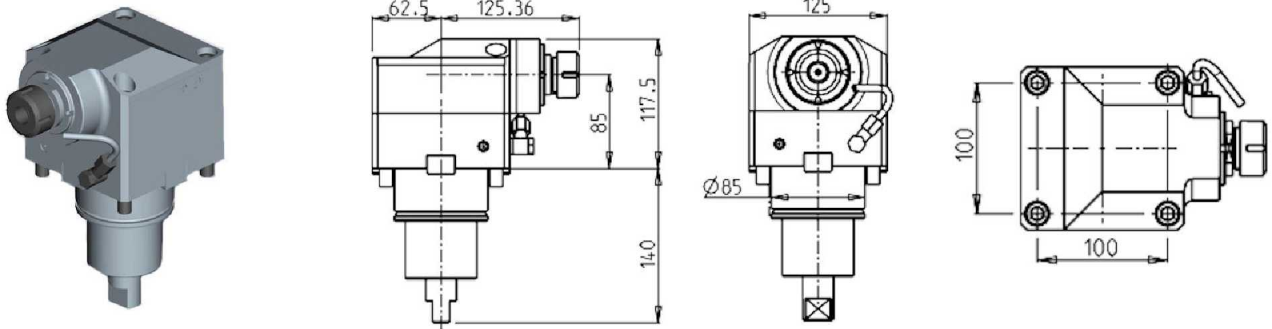
Part Number	Description	Spindle	Reversible	I	RPM	Cool Thru	Ext. Cool	B
DWO 1200163	MTSK-63 Geared-Down 2:1	MTSK-63	X	2:1	1500		X	65.5
DWO 1200263	MTSK-63 Geared-Down 2:1 Cool Thru*	MTSK-63	X	2:1	1500	X	X	82

\* Coolant Thru tools are designed for 1000 psi.  
They require 5 Micron Filtration and **CANNOT** be run dry.

## TC 46

### DRIVEN

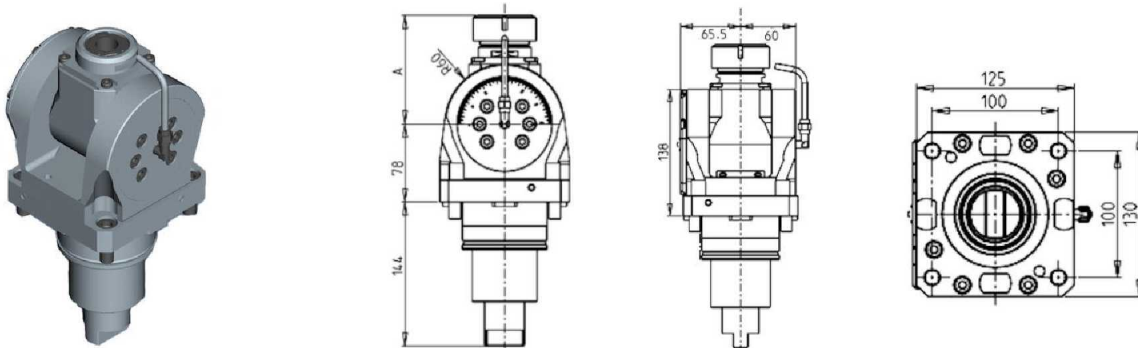
#### AXIAL GEARED-UP DRIVEN TOOL I=1:3



Part Number	Description	Spindle	I	RPM	Cool Thru	Ext. Cool
DWO 0580125	Axial Geared-Up 1:3 ER25	ER25	1:3	9000		X
DWO 0580225	Axial Geared-Up 1:3 ER25 Cool Thru*	ER25	1:3	9000	X	X

\* Coolant Thru tools are designed for 1000 psi.  
They require 5 Micron Filtration and **CANNOT** be run dry.

#### 0-180 ADJUSTABLE ANGLE DRIVEN TOOL



Part Number	Description	Spindle	I	RPM	Cool Thru	Ext. Cool	A
DWO 0830332	0-180 Adj. Angle ERA32 BMT85	ERA32	1:1	3000		X	81
DWO 0830432	0-180 Adj. Angle ERA32 BMT85 Cool Thru*	ERA32	1:1	3000	X	X	81
DWO 0830140	0-180 Adj. Angle ER40 BMT85	ER40	1:1	3000		X	108.66
DWO 0830240	0-180 Adj. Angle ER40 BMT85 Cool Thru*	ER40	1:1	3000	X	X	108.66

\* Coolant Thru tools are designed for 1000 psi.  
They require 5 Micron Filtration and **CANNOT** be run dry.

**Note :**

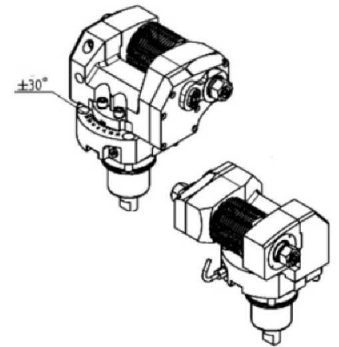
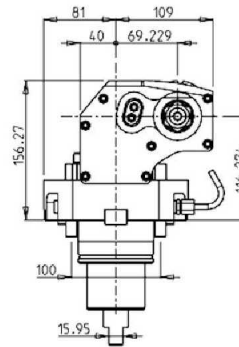
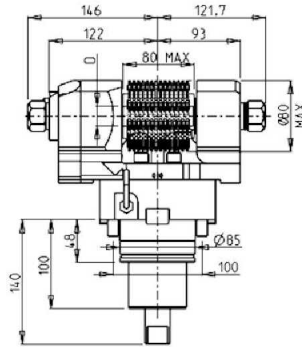

Wrenches are provided with the purchase of Specialty Toolholders



**TC 46**

**DRIVEN**

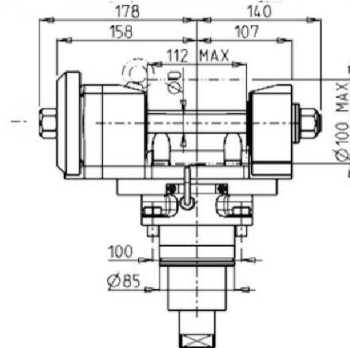
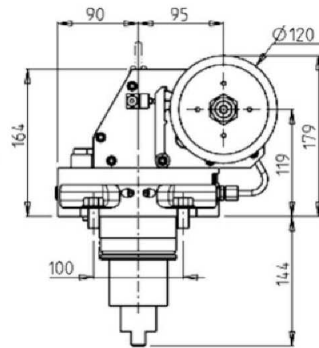

**GEAR HOBBER - REINFORCED**



Part Number	Description	I	RPM	Ext. Cool	D (mm)	D (Inch)
DWO 0181100	Driven Gear Hobber 1:1	1:1	3000	X	16-22-27-32	3/4"-1"-1 1/4"
DWO 0182100	Driven Gear Hobber Geared Down 2:1	2:1	1500	X	16-22-27-32	3/4"-1"-1 1/4"

**Note :** Wrenches are provided with the purchase of Specialty Toolholders

**GEAR HOBBER - LARGE SIZE**



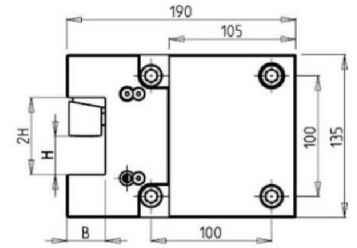
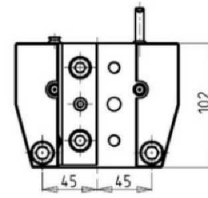
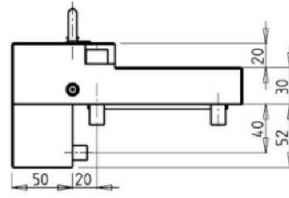
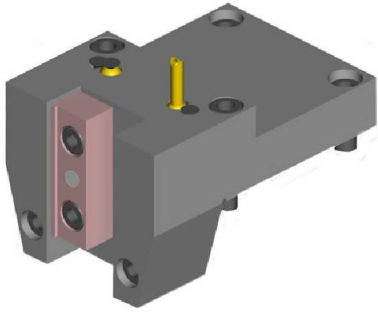
Part Number	Description	I	RPM	Ext. Cool	D (mm)
DWO 0851100	Heavy Duty Gear Hobber 1:1	1:1	3000	X	22-27-32
DWO 0852100	Heavy Duty Gear Hobber Geared Down 2:1	2:1	1500	X	22-27-32

**Note :** Wrenches are provided with the purchase of Specialty Toolholders

## TC 46

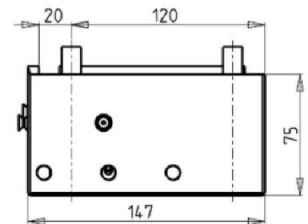
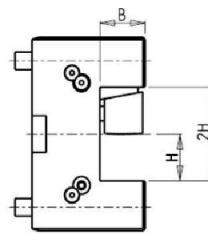
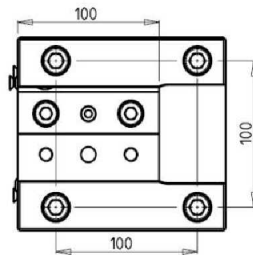
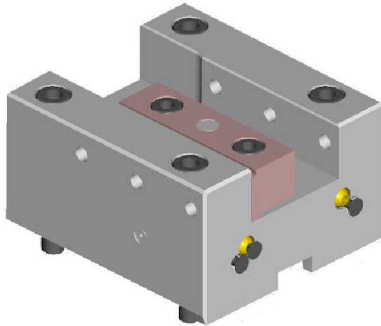
### STATIC

#### RADIAL STATIC TOOL



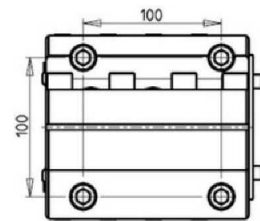
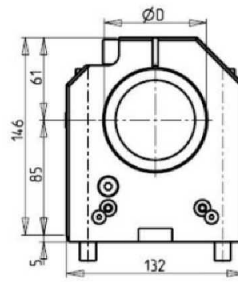
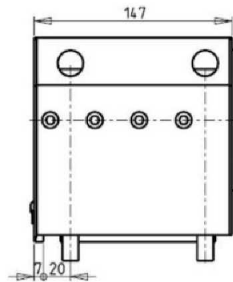

Part Number	Description	# of Tools	Dimensions	B	H
DWO 0323175	Radial Static Tool 1 1/4" x 1 1/4"	1	Inch	1 1/4"	1 1/4"
DWO 0323200	Radial Static Tool 32mm x 32mm	1	mm	32	32

#### AXIAL STATIC TOOL



Part Number	Description	# of Tools	Reversible	Dimensions	B	H
DWO 0333175	Axial Static Tool 1 1/4" x 1 1/4"	1/2	X	Inch	1 1/4"	1 1/4"
DWO 0333200	Axial Static Tool 32mm x 32mm	1/2	X	mm	32	32

#### AXIAL SINGLE BORING BAR HOLDER

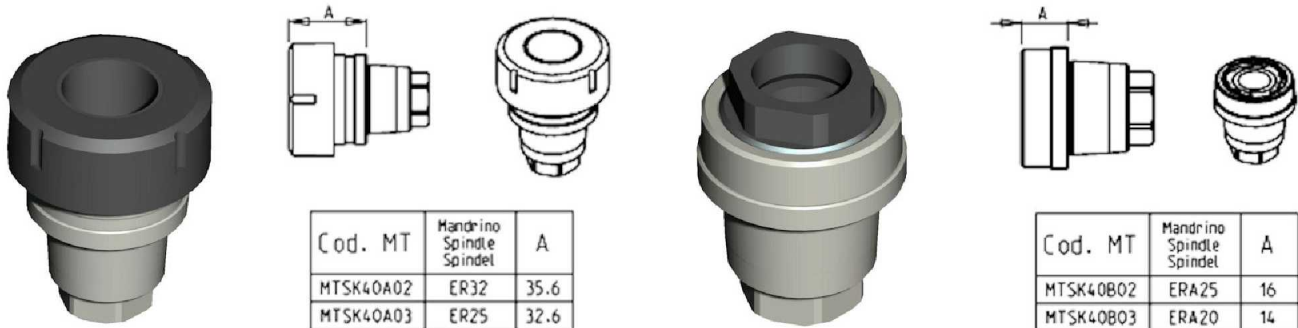


Part Number	Description	# of Tools	Reversible	Cool Thru	Ext. Cool	Dimensions	D
DWO 0347620	Axial Single BBH: 3"	1	X	X	X	Inch	3"
DWO 0348000	Axial Single BBH: 80mm	1	X	X	X	mm	80
KIT 1002014	Plug & Seal Kit for 3" BBH to Make Cool Thru						
KIT 1002013	Plug & Seal Kit for 80mm BBH to Make Cool Thru						

## ACCESSORIES

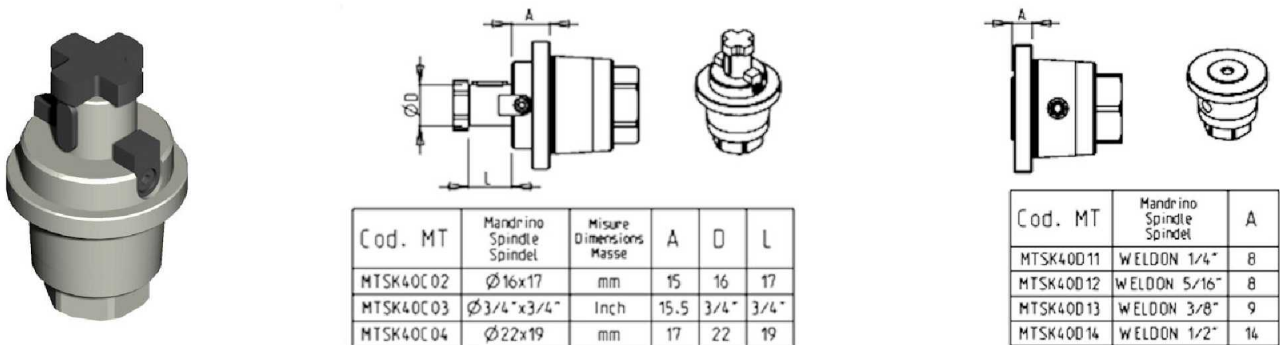
### DRIVEN

#### MTSK-40 ER ADAPTORS



Part Number	Description	Spindle	A
MTSK40B03	MTSK-40 Adaptor ERA20	ERA20	14
MTSK40A03	MTSK-40 Adaptor ER25	ER25	32.6
MTSK40B02	MTSK-40 Adaptor ERA25	ERA25	16
MTSK40A02	MTSK-40 Adaptor ER32	ER32	35.6

#### MTSK-40 MILL ADAPTORS

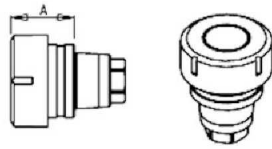


Part Number	Description	Spindle	Dimension	A	D	L
MTSK40C03	MTSK-40 Adaptor Mill 3/4"	3/4"x3/4"	Inch	15.5	3/4"	3/4"
MTSK40C02	MTSK-40 Adaptor Mill 16x17	16x17	mm	15	16	17
MTSK40C04	MTSK-40 Adaptor Mill 22x19	22x19	mm	17	22	19
MTSK40C05	MTSK-40 Adaptor Mill 27x21	27x21	mm	22	27	21
MTSK40D11	MTSK-40 Adaptor Weldon 1/4"	Weldon 1/4"		8		
MTSK40D12	MTSK-40 Adaptor Weldon 5/16"	Weldon 5/16"		8		
MTSK40D13	MTSK-40 Adaptor Weldon 3/8"	Weldon 3/8"		9		
MTSK40D14	MTSK-40 Adaptor Weldon 1/2"	Weldon 1/2"		14		

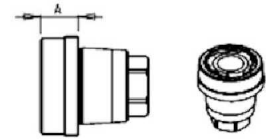
## ACCESSORIES

### DRIVEN

#### MTSK-50 MILL ADAPTORS



Cod. MT	Mandrin Spindle Spindel	A
MTSK50A01	ER40	46.6
MTSK50A02	ER32	35.6
MTSK50A03	ER25	32.6



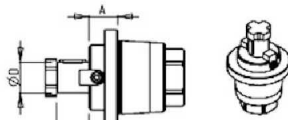
Cod. MT	Mandrin Spindle Spindel	A
MTSK50B01	ERA32	19
MTSK50B02	ERA25	14
MTSK50B03	ERA20	9

Part Number	Description	Spindle	A	Cool Thru	Ext Cool
MTSK50B03	MTSK-50 Adaptors ERA20	ERA20	9mm	X	X
MTSK50A03	MTSK-50 Adaptors ER25	ER25	32.6mm	X	X
MTSK50B02	MTSK-50 Adaptors ERA25	ERA25	14mm	X	X
MTSK50A02	MTSK-50 Adaptors ER32	ER32	35.6mm	X	X
MTSK50B01	MTSK-50 Adaptors ERA32	ERA32	19mm	X	X
MTSK50A01	MTSK-50 Adaptors ER40	ER40	46.6mm	X	X

#### MTSK-50 SHELL & MILL HOLDERS

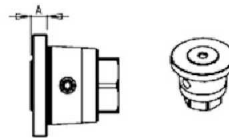


SHELL MILL



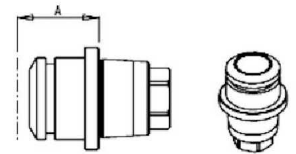
Cod. MT	Mandrin Spindle Spindel	Measure Dimensions Housse	A	D	L
MTSK50C02	Ø16x17	mm	15	16	17
MTSK50C03	Ø3/4"x3/4"	Inch	15.5	3/4"	3/4"
MTSK50C04	Ø22x19	mm	17	22	19
MTSK50C05	Ø1"x3/4"	Inch	19	1"	3/4"
MTSK50C06	Ø27x21	mm	19	27	21

END MILL



Cod. MT	Mandrin Spindle Spindel	A
MTSK50D11	WELDON 1/4"	8
MTSK50D12	WELDON 5/16"	8
MTSK50D13	WELDON 3/8"	8
MTSK50D14	WELDON 1/2"	9
MTSK50D15	WELDON 5/8"	12

POWERGRIP



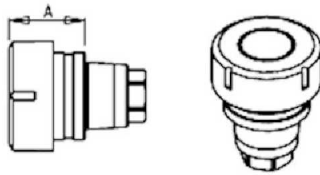
Cod. MT	Mandrin Spindle Spindel	A
MTSK50E01	POWERGRIP Ø PG25	40

Part Number	Description	Spindle	A	D	L	Cool Thru	Ext Cool
MTSK50C03	MTSK-50 Adaptors Mill	3/4"x3/4"	5/8"	3/4"	3/4"		X
MTSK50C05	MTSK-50 Adaptors Mill	1"x3/4"	3/4"	1"	3/4"		X
MTSK50C02	MTSK-50 Adaptors Mill	16x17mm	15	16	17		X
MTSK50C04	MTSK-50 Adaptors Mill	22x19mm	17	22	19		X
MTSK50C06	MTSK-50 Adaptors Mill	27x21mm	19	27	21		X
MTSK50D11	MTSK-50 Adaptor Weldon	1/4" ID	8			X	X
MTSK50D12	MTSK-50 Adaptor Weldon	5/16" ID	8			X	X
MTSK50D13	MTSK-50 Adaptor Weldon	3/8" ID	8			X	X
MTSK50D14	MTSK-50 Adaptor Weldon	1/2" ID	9			X	X
MTSK50D15	MTSK-50 Adaptor Weldon	5/8" ID	12			X	X
MTSK50E01	MTSK-50 Adaptor Weldon	POWERGRIP PG25	40			X	X

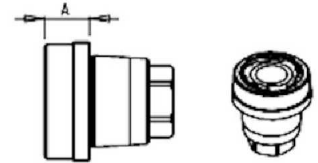
## ACCESSORIES

### DRIVEN

#### MTSK-63 CLAMPING UNITS ER



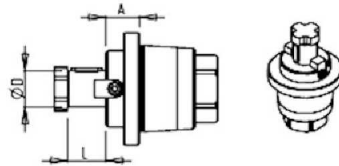
Cod. MT	Mandrino Spindel	A
MTSK63A01	ER50	53.9
MTSK63A02	ER40	39.6
MTSK63A03	ER32	36.6
MTSK63A04	ER25	33.6



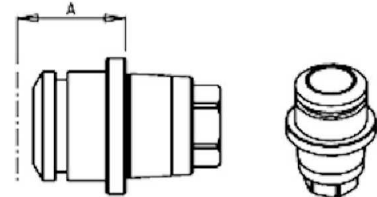
Cod. MT	Mandrino Spindel	A
MTSK63B01	ERA40	20
MTSK63B02	ERA32	18
MTSK63B03	ERA25	10

Part Number	Description	Spindle	A	Cool Thru	Ext Cool
MTSK63A04	MTSK-63 Clamping Unit ER25	ER25	33.6	X	X
MTSK63B03	MTSK-63 Clamping Unit ERA25	ERA25	10	X	X
MTSK63A03	MTSK-63 Clamping Unit ER32	ER32	36.6	X	X
MTSK63B02	MTSK-63 Clamping Unit ERA32	ERA32	18	X	X
MTSK63A02	MTSK-63 Clamping Unit ER40	ER40	39.6	X	X
MTSK63B01	MTSK-63 Clamping Unit ERA40	ERA40	20	X	X
MTSK63A01	MTSK-63 Clamping Unit ER50	ER50	53.9	X	X

#### MTSK-63 CLAMPING UNITS MILL



Cod. MT	Mandrino Spindel	Misure Dimensioni Masse	A	D	L
MTSK63C02	∅16x17	mm	16	16	17
MTSK63C03	∅3/4"x3/4"	Inch	16.5	3/4"	3/4"
MTSK63C04	∅22x19	mm	18	22	19
MTSK63C05	∅1"x3/4"	Inch	20	1"	3/4"
MTSK63C06	∅27x21	mm	20	27	21



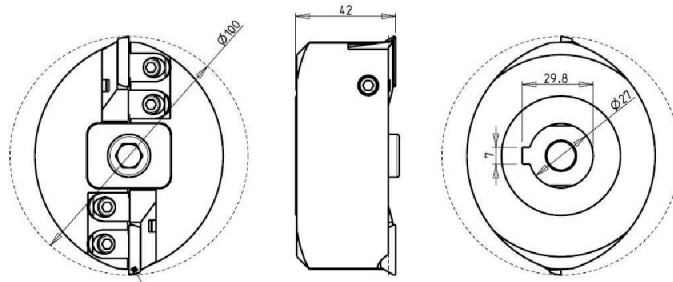
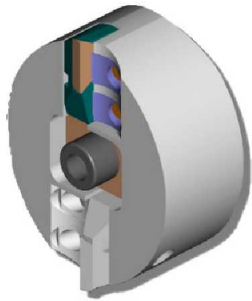
Cod. MT	Mandrino Spindel	A
MTSK63E01	POW RGRIP ∅ PG32	53

Part Number	Description	Spindle	A	D	L	Ext Cool
MTSK63C03	MTSK-63 Clamping Unit 3/4"x3/4"	3/4"x3/4"	5/8"	3/4"	3/4"	X
MTSK63C05	MTSK-63 Clamping Unit 1"x3/4"	1"x3/4"	3/4"	1"	3/4"	X
MTSK63C02	MTSK-63 Clamping Unit 16x17	16x17mm	16	16	17	X
MTSK63C04	MTSK-63 Clamping Unit 22x19	22x19mm	18	22	19	X
MTSK63C06	MTSK-63 Clamping Unit 27x21	27x21mm	20	27	21	X
MTSK63E01	MTSK-63 POWERGRIP PG32	POWERGRIP PG32	53			X

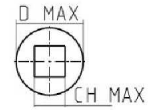
## ACCESSORIES

### DRIVEN

#### POLYGON MAKING MILL HEAD (2 INSERTS)



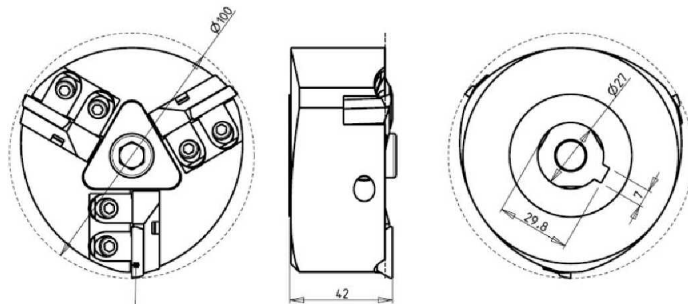

INSERTO TPGN220408  
INSERT TPGN220408



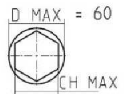
D MAX = 42mm  
CH MAX = 30mm

Part Number	Description
P01Z20A100	2-Insert Polygon Making Head (with Inserts)
TPGN220408	10 Inserts for Polygon Making Heads

#### POLYGON MAKING MILL HEAD (3 INSERTS)



INSERTO TPGN220408  
INSERT TPGN220408



Part Number	Description
P01Z30A100	2-Insert Polygon Making Head (with Inserts)
TPGN220408	10 Inserts for Polygon Making Heads

## ER COLLETS

ER COLLET NUMBER	DESCRIPTION	MD LIST PRICE
ER16-SET	ER16 Collet Set (11 Collets)	\$ 150.00
ERX16-SET	ER16 Sealed Collet Set (9 Collets)	\$ 220.00
ER20 SET	ER20 Collet Set (15 Collets)	\$ 220.00
ERX20-SET	ER20 Sealed Collet Set (13 Collets)	\$ 315.00
ER25-SET	ER25 Collet Set (19 Collets)	\$ 275.00
ERX25-SET	ER25 Sealed Collet Set (17 Collets)	\$ 430.00
ER32-SET	ER32 Collet Set (21 Collets)	\$ 315.00
ERX32-SET	ER32 Sealed Collet Set (21 Collets)	\$ 588.00
ER40-SET	ER40 Collet Set (29 Collets)	\$ 575.00
ERX40-SET	ER40 Sealed Collet Set (27 Collets)	\$ 800.00

## LIVE TOOL WRENCHES

ER COLLET NUMBER	DESCRIPTION	MD LIST PRICE
From List Above	ER Collet Wrench (Identify Holder)	\$ 22.00
From List Above	Spindle Locking Wrench (Identify Holder)	\$ 22.00

# Table of Contents

## Alphabetized Listing

### O

0-180 ADJUSTABLE ANGLE DRIVEN TOOL	13, 51
0-180 ADJUSTABLE ANGLE DRIVEN TOOL H=83	14
0-180 ADJUSTABLE ANGLE DRIVEN TOOL WITH DIGITAL DISPLAY	13
0-180 ADJUSTABLE ANGLE DRIVEN TOOL WITH DIGITAL DISPLAY H=100mm	36
0-180 ADJUSTABLE ANGLE DRIVEN TOOL WITH DIGITAL DISPLAY H=47.5mm	14
0-180 ADJUSTABLE ANGLE DRIVEN TOOL WITH DIGITAL DISPLAY H=54mm	35
0-180 ADJUSTABLE ANGLE DRIVEN TOOL WITH DIGITAL DISPLAY H=83mm	15
0-180 ADJUSTABLE ANGLE GEARED-UP 1:2 DRIVEN TOOL H=47.5mm	15
0-180 ADJUSTABLE ANGLE GEARED-UP 1:2 DRIVEN TOOL WITH DIGITAL DISPLAY H=47.5mm	16
0-180 ADJUSTABLE ANGLE GEARED-UP DRIVEN TOOL H=83	16
0-180 ADJUSTABLE ANGLE GEARED-UP DRIVEN TOOL WITH DIGITAL DISPLAY H=83mm	17
0-90 ADJUSTABLE ANGLE DRIVEN TOOL	12, 35

### A

ACCESSORIES	54-57
AXIAL 2 + 2 POSITION BORING BAR HOLDER	23
AXIAL 4 + 4 BORING BAR HOLDER	44
AXIAL 4 + 4 POSITION BORING BAR HOLDER	23
AXIAL DRIVEN TOOL FOR INTERNAL POLYGON MAKING	10
AXIAL DRIVEN TOOL H=100mm	31
AXIAL DRIVEN TOOL H=110mm	48
AXIAL DRIVEN TOOL H=60mm	4
AXIAL DRIVEN TOOL H=70mm	5
AXIAL DRIVEN TOOL H=72mm	28
AXIAL DRIVEN TOOL H=85mm	6, 30, 47
AXIAL GEARED-DOWN 2:1 DRIVEN TOOL	49
AXIAL GEARED-DOWN 2:1 DRIVEN TOOL H=110mm	50
AXIAL GEARED-UP 1:2 DRIVEN TOOL	32
AXIAL GEARED-UP 1:2 SINGLE SIDE TWIN HEAD DRIVEN TOOL IN Y	12
AXIAL GEARED-UP DRIVEN TOOL I=1:2	8
AXIAL GEARED-UP DRIVEN TOOL I=1:3	51
AXIAL GEARED-UP DRIVEN TOOL I=1:5.625	9
AXIAL MTSK DRIVEN TOOL H=100mm	32, 48
AXIAL MTSK DRIVEN TOOL H=72mm	29
AXIAL MTSK DRIVEN TOOL H=85mm	31, 47
AXIAL MTSK GEARED-DOWN 2:1 DRIVEN TOOL H=85mm	49
AXIAL MTSK GEARED-DOWN 2:1 DRIVEN TOOL H=110mm	50
AXIAL MTSK-40 DRIVEN TOOL H=60mm	4
AXIAL MTSK-40 DRIVEN TOOL H=70mm	6
AXIAL MTSK-40 DRIVEN TOOL H=85mm	7
AXIAL OPPOSITE FACE DRIVEN TOOL	10
AXIAL OPPOSITE FACE DRIVEN TOOL H=100mm	33-34
AXIAL OPPOSITE FACE DRIVEN TOOL H=72mm	33
AXIAL OPPOSITE FACE DRIVEN TOOL H=85mm	33
AXIAL OPPOSITE FACE DRIVEN TOOL REAR SET	11
AXIAL REAR-SET DRIVEN TOOL	7
AXIAL SINGLE BORING BAR HOLDER	42, 53
AXIAL SINGLE BORING BAR HOLDER 40mm H=100mm	43
AXIAL SINGLE BORING BAR HOLDER 50mm H=100mm	43
AXIAL SINGLE BORING BAR HOLDER 60mm H=100mm	43-44
AXIAL SINGLE BORING BAR HOLDER H=100mm	22
AXIAL SINGLE BORING BAR HOLDER H=60mm	21
AXIAL SINGLE SIDE TWIN HEAD DRIVEN TOOL	11
AXIAL SINGLE SIDE TWIN HEAD DRIVEN TOOL IN Y	34
AXIAL STATIC TOOL	21, 42, 53

### B

BROACHING/SLOTING TOOL 25mm STROKE	18
BROACHING/SLOTING TOOL 25mm STROKE H=100mm	39
BROACHING/SLOTING TOOL 25mm STROKE H=85mm	39
BROACHING/SLOTING TOOL 50mm STROKE	18
BROACHING/SLOTING TOOL 50mm STROKE H=100mm	38
BROACHING/SLOTING TOOL 50mm STROKE H=85mm	38

### D

DOUBLE AXIAL 2+2 BORING BAR HOLDER	44
DRIVEN	1-19, 25-39, 46-52, 54-57
DRIVEN GEAR HOBBER	37

### G

GEAR HOBBER	17
GEAR HOBBER - LARGE SIZE	52
GEAR HOBBER - RADIAL DRIVEN	18
GEAR HOBBER - REINFORCED	37, 52
GEARED-DOWN RADIAL RE-DIRECTED DRIVEN TOOL	2
GEARED-UP RADIAL RE-DIRECTED DRIVEN TOOL	2

### M

MTSK-40 ER ADAPTORS	54
MTSK-40 MILL ADAPTORS	54
MTSK-50 MILL ADAPTORS	55
MTSK-50 SHELL & MILL HOLDERS	55
MTSK-63 CLAMPING UNITS ER	56
MTSK-63 CLAMPING UNITS MILL	56

### N

NT2000 16 STATION	1-24
NT2000-2500 12 STATION	25-45

### P

POLYGON MAKING MILL HEAD (2 INSERTS)	57
POLYGON MAKING MILL HEAD (3 INSERTS)	57

### R

RADIAL BLADE HOLDER WITH BLADE KIT	41
RADIAL BLADE HOLDER WITH INTERNAL COOLANT-BLADE KIT NOT INCLUDED	21, 42
RADIAL DOUBLE BLADE HOLDER WITH BLADE KIT	20
RADIAL DOUBLE SIDE TWIN STATIC TOOL	20, 41
RADIAL DOUBLE STATIC HOLDER	40
RADIAL DOUBLE STATIC HOLDER H=75mm	41
RADIAL DRIVEN TOOL	1, 46
RADIAL DRIVEN TOOL RE-DIRECTED IN Z BY 36mm	2
RADIAL GEARED-DOWN 2:1 DRIVEN TOOL REDIRECTED 80mm IN Z	26
RADIAL GEARED-UP 1:2 DRIVEN TOOL REDIRECTED 36mm IN Z	26
RADIAL GEARED-UP DRIVEN TOOL I=1:5.625	3
RADIAL INVERTED DRIVEN TOOL 250mm INTERAXIS	27
RADIAL MTSK DRIVEN TOOL	46
RADIAL MTSK REINFORCED DRIVEN TOOL	25
RADIAL MTSK-40 DRIVEN TOOL	1
RADIAL REINFORCED DRIVEN TOOL	25
RADIAL SINGLE SIDE TWIN STATIC TOOL	20
RADIAL SINGLE-SIDE TWIN HEAD DRIVEN TOOL IN Y-AXIS	3, 26
RADIAL STATIC HOLDER H=75mm	40
RADIAL STATIC HOLDER H=90mm	40
RADIAL STATIC TOOL	53

### S

See Accessories for MTSK Quick Change Tool Holder Clamps	1, 4, 6-7, 25, 29, 31-32, 40-53
See Accessories for Polygon Making Mill Heads	10
STATIC	20-24, 40-45, 53



# Table of Contents

## Alphabetized Listing

### T

TAILSTOCK FOR SUBSPINDLE	24, 45
TC 46	46-53

### W

WORM GEAR DRIVEN TOOL	19
-----------------------	----

# Table of Contents

## Part Number Index

<b>0</b>			0893625	Axial Geared-Up 1:2 ER25 H=70mm	8
0319108	Internal Polygon-Making Weldon 8	10	0893725	Axial Geared-Up 1:2 ER25 H=70mm Cool Thru*	8
0319110	Internal Polygon-Making Weldon 10	10	<b>B</b>		
0319112	Internal Polygon-Making Weldon 12	10	BLADEKIT	Blade Kit: 1 Blade, 10 Inserts	41
0319116	Internal Polygon-Making Weldon 16	10	BLADEKIT	Blade Kit: 1 Blade, 10 Inserts	20
0319125	Internal Polygon-Making ER25	10	<b>C</b>		
0321100	Gear Hobbing Tool 1:1	37	COOL THRU	Blade Kit: 1 Blade, 10 Inserts	21
0322100	Gear Hobbing Tool Geared Down 2:1	37	BLADEKIT		
0360020	0-90 Adjustable Angle ER20	12	COOL THRU	Blade Kit: 1 Blade, 10 Inserts	42
0360025	0-90 Adjustable Angle ER25	12	BLADEKIT		
0361617	0-90 Adjustable Angle Mill Head	12	<b>D</b>		
0361905	0-90 Adjustable Angle Mill Head	12	DWO 0029108	Internal Polygon-Making Weldon 8	10
0362219	0-90 Adjustable Angle Mill Head	12	DWO 0029110	Internal Polygon-Making Weldon 10	10
0370020	Adj.Angle (0-90) ER20 H=54mm	35	DWO 0029112	Internal Polygon-Making Weldon 12	10
0370025	Adj.Angle (0-90) ER25 H=54mm	35	DWO 0029116	Internal Polygon-Making Weldon 16	10
0370120	Adj.Angle (0-90) ER20 H=100mm	35	DWO 0029125	Internal Polygon-Making ER25	10
0370125	Adj.Angle (0-90) ER25 H=100mm	35	DWO 0031100	Heavy Duty Gear Hobbing Tool 1:1	37
0371617	Adj. Angle (0-90) Mill Head 16x17 H=54mm	35	DWO 0032100	Heavy Duty Gear Hobbing Tool Geared Down 2:1	37
0371905	Adj. Angle (0-90) Mill Head 3/4"x3/4" H=54mm	35	DWO 0051108	Radial Gear Hobber 1:1 D=8mm	18
0372219	Adj. Angle (0-90) Mill Head 22x19 H=54mm	35	DWO 0051110	Radial Gear Hobber 1:1 D=10mm	18
0372617	Adj. Angle (0-90) Mill Head 16x17 H=100mm	35	DWO 0051113	Radial Gear Hobber 1:1 D=13mm	18
0372905	Adj. Angle (0-90) Mill Head 3/4"x3/4" H=100mm	35	DWO 0051116	Radial Gear Hobber 1:1 D=16mm	18
0373219	Adj. Angle (0-90) Mill Head 22x19 H=100mm	35	DWO 0070232	Axial Double Outlet ER32+ER32	33
0621100	Gear Hobber 1:1	17	DWO 0073225	Axial Double Outlet ERA25+ERA32	33
0622100	Geared-Down Gear Hobber 2:1	17	DWO 0091905	Axial 2+2 BBH: 3/4"	23
0630025	Axial ER25 Standard Rear-Set H=78mm	7	DWO 0092000	Axial 2+2 BBH: 20mm	23
0632525	Axial Off-Set Double Outlet ERA25/ERA25 H=70mm	11	DWO 0092500	Axial 2+2 BBH: 25mm	23
0700025	Radial Inverted 250mm Interaxis ER25	27	DWO 0092540	Axial 2+2 BBH: 1"	23
0700032	Radial Inverted 250mm Interaxis ER32	27	DWO 0093175	Axial 2+2 BBH: 1 1/4"	23
0720016	Radial Redirected Mill Head D=16mm, L=17mm	2	DWO 0093200	Axial 2+2 BBH: 32mm	23
0720022	Radial Redirected Mill Head D=22mm, L=19mm	2	DWO 0100216	Axial Y AXIS Double Outlet ER16 H=60mm	11
0720025	Radial Redirected ER25	2	DWO 0100225	Axial Y AXIS Double Outlet ER25 H=60mm	11
0720027	Radial Redirected Mill Head D=27mm, L=21mm	2	DWO 0101216	Axial Y AXIS Double Outlet ER16 H=85mm	11
0720032	Radial Redirected ER32	2	DWO 0101225	Axial Y AXIS Double Outlet ER25 H=85mm	11
0721225	Radial Geared-Up 1:2 Redirected ER25	2	DWO 0102216	Axial Y AXIS Double Outlet ER16 H=70mm	11
0722116	Radial Geared-Down Redirected Mill Head	2	DWO 0102225	Axial Y AXIS Double Outlet ER25 H=70mm	11
0722122	Radial Geared-Down Redirected Mill Head	2	DWO 0140125	Geared-Up 1:2 Redirected 36mm ER25	26
0722127	Radial Geared-Down Redirected Mill Head	2	DWO 0150140	Axial Weldon 40 H=85mm Cool Thru*	47
0722132	Radial Geared-Down 2:1 Redirected ER32	2	DWO 0150150	Axial ERA50 H=85mm	47
0730016X2	Radial Double Outlet ER16	3	DWO 0150240	Axial Weldon 40 H=85mm	47
0730025X2	Radial Double Outlet ER25	3	DWO 0151250	Axial ERA50 H=85mm Cool Thru*	47
0761905	Radial Double-Side Twin Static Tool: 3/4"	20	DWO 0160150	Radial ERA50 BMT85	46
0762000	Radial Double-Side Twin Static Tool: 25mm	20	DWO 0160250	Radial ERA50 BMT85 Cool Thru*	46
0762500	Radial Double-Side Twin Static Tool: 25mm	20	DWO 0181100	Driven Gear Hobber 1:1	52
0762540	Radial Double-Side Twin Static Tool: 1"	20	DWO 0182100	Driven Gear Hobber Geared Down 2:1	52
0772500	Radial Single-Side Twin Double Tool: 25mm	20	DWO 0190111	Axial Geared-Up Cool Thru* H=60mm	9
0772540	Radial Single-Side Twin Double Tool: 1"	20	DWO 0190116	Axial Geared-Up H=60mm	9
0781905	Axial 4+4 Position BBH: 3/4"	23	DWO 0190211	Axial Geared-Up Cool Thru* H=85mm	9
0782000	Axial 4+4 Position BBH: 20mm	23	DWO 0190216	Axial Geared-Up H=85mm	9
080003	Removable Tailstock Center	24	DWO 0190311	Axial Geared-Up Cool Thru* H=70mm	9
080003	Removable Tailstock Center	45	DWO 0190316	Axial Geared-Up H=70mm	9
0813810	Axial Single BBH: 1 1/2"	21	DWO 0204000	Axial Single BBH: 40mm, H=100mm	43
0814000	Axial Single BBH: 40mm	21	DWO 0205000	Axial Single BBH: 50mm, H=100mm	43
0820100	Tailstock for Sub Spindle 38mm	24	DWO 0213175	Axial Double BBH: 1 1/4"	44
0820100L	Tailstock for Sub Spindle 2"	24	DWO 0213200	Axial Double BBH: 32mm	44
0820200	Tailstock for Sub Spindle 38mm	45	DWO 0249108	Internal Polygon-Making Weldon 8	10
0820200L	Tailstock for Sub Spindle 2"	45	DWO 0249110	Internal Polygon-Making Weldon 10	10
0833810	Axial Single BBH: 1-1/2"	42	DWO 0249112	Internal Polygon-Making Weldon 12	10
0834000	Axial Single BBH: 40mm	42	DWO 0249116	Internal Polygon-Making Weldon 16	10
0835000	Axial Single BBH: 50mm	42	DWO 0249125	Internal Polygon-Making ER25	10
0835080	Axial Single BBH: 2"	42	DWO 0272500	Radial Double Static Tool : 25mm	40
0891225	Axial Geared-Up 1:2 ER25 H=60mm	8	DWO 0272540	Radial Double Static Tool : 1"	40
0891325	Axial Geared-Up 1:2 ER25 H=60mm Cool Thru*	8	DWO 0323175	Radial Static Tool 1 1/4" x 1 1/4"	53
0892425	Axial Geared-Up 1:2 ER25 H=85mm	8	DWO 0323200	Radial Static Tool 32mm x 32mm	53
0892525	Axial Geared-Up 1:2 ER25 H=85mm Cool Thru*	8	DWO 0333175	Axial Static Tool 1 1/4" x 1 1/4"	53

# Table of Contents

## Part Number Index

DWO 0333200	Axial Static Tool 32mm x 32mm	53	DWO 0800140	Radial MTSK-40	1
DWO 0347620	Axial Single BBH: 3"	53	DWO 0830140	0-180 Adj. Angle ERA40 BMT85	51
DWO 0348000	Axial Single BBH: 80mm	53	DWO 0830240	0-180 Adj. Angle ERA40 BMT85 Cool Thru*	51
DWO 0393810	Axial Single BBH: 1 1/2" 100mm Interaxis	22	DWO 0830332	0-180 Adj. Angle ERA32 BMT85	51
DWO 0394000	Axial Single BBH: 40mm 100mm Interaxis	22	DWO 0830432	0-180 Adj. Angle ERA32 BMT85 Cool Thru*	51
DWO 0422500	Axial Static Tool 25mm x 25mm	21	DWO 0851100	Heavy Duty Gear Hobber 1:1	52
DWO 0422540	Axial Static Tool 1" x 1"	21	DWO 0852100	Heavy Duty Gear Hobber Geared Down 2:1	52
DWO 0460150	Axial Geared-Down ERA50	49	DWO 0860140	Radial MTSK-40 Reinforced	25
DWO 0460250	Axial Geared-Down ERA50 Cool Thru*	49	DWO 0860150	Radial MTSK-50 Reinforced	25
DWO 0482500	Radial Static Tool: 25mm H=90mm	40	DWO 0870125	Axial ER25 H=60mm	4
DWO 0482540	Radial Static Tool: 1" H=90mm	40	DWO 0870132	Axial ER32 H=60mm	4
DWO 0540216	Radial Y-Axis Double Outlet ER16	26	DWO 0870140	Axial ERA40 H=60mm	4
DWO 0540225	Radial Y-Axis Double Outlet ER25	26	DWO 0870225	Axial ER25 H=60mm Cool Thru*	4
DWO 0580125	Axial Geared-Up 1:3 ER25	51	DWO 0870232	Axial ER32 H=60mm Cool Thru*	4
DWO 0580225	Axial Geared-Up 1:3 ER25 Cool Thru*	51	DWO 0870240	Axial ERA40 H=60mm Cool Thru*	4
DWO 0600111	Radial Geared-Up 1:5.625 ER11 Cool Thru*	3	DWO 0870325	Axial ERA25 H=60mm	4
DWO 0600116	Radial Geared-Up 1:5.625 ER16	3	DWO 0870425	Axial ERA25 H=60mm Cool Thru*	4
DWO 0622500	Radial Double Side Twin Static Tool H=25mm	41	DWO 0870516	Axial Mill Head D=17 L=17 H=60mm	4
DWO 0622540	Radial Double Side Twin Static Tool H=1"	41	DWO 0870522	Axial Mill Head D=22 L=19 H=60mm	4
DWO 0631905	Axial 4+4 BBH: 3/4"	44	DWO 0870527	Axial Mill Head D=27 L=21 H=60mm	4
DWO 0632000	Axial 4+4 BBH: 20mm	44	DWO 0880125	Axial ER25 H=70mm	5
DWO 0660120	0-180 Adj.Angle ERA20 H=47.5mm	13	DWO 0880132	Axial ER32 H=70mm	5
DWO 0660220	0-180 Adj.Angle ERA20 H=47.5mm, Cool Thru*	13	DWO 0880140	Axial ERA40 H=70mm	5
DWO 0660316	0-180 Adj.Angle Geared-Up 1:2 H=47.5mm	15	DWO 0880225	Axial ER25 H=70mm Cool Thru*	5
DWO 0660416	0-180 Adj.Angle Geared-Up 1:2 H=47.5mm, Cool Thru*	15	DWO 0880232	Axial ER32 H=70mm Cool Thru*	5
			DWO 0880240	Axial ERA40 H=70mm Cool Thru*	5
DWO 0661120	0-180 Adj.Angle ERA20 H=83mm	14	DWO 0880325	Axial ERA25 H=70mm	5
DWO 0661220	0-180 Adj.Angle ERA20 H=83mm, Cool Thru*	14	DWO 0880425	Axial ERA25 H=70mm Cool Thru*	5
DWO 0661316	0-180 Adj.Angle Geared-Up 1:2 H=83mm	16	DWO 0880516	Axial Mill Head H=70mm	5
DWO 0661416	0-180 Adj.Angle Geared-Up 1:2 H=83mm, Cool Thru*	16	DWO 0880522	Axial Mill Head H=70mm	5
			DWO 0880527	Axial Mill Head H=70mm	5
DWO 0665120	0-180 Adjustable Angle ERA20 with Digital Display	14	DWO 0890125	Axial ER25 H=85mm	6
DWO 0665220	0-180 Adjustable Angle ERA20 Cool Thru* with Digital Display	14	DWO 0890132	Axial ER32 H=85mm	6
DWO 0665316	0-180 Adjustable Angle ERA16 Geared-Up with Digital Display	16	DWO 0890140	Axial ERA40 H=85mm	6
DWO 0665416	0-180 Adjustable Angle ERA16 Cool Thru* Geared-Up with Digital Display	16	DWO 0890225	Axial ER25 H=85mm Cool Thru*	6
DWO 0666120	0-180 Adjustable Angle ERA20 with Digital Display	15	DWO 0890232	Axial ER32 H=85mm Cool Thru*	6
DWO 0666220	0-180 Adjustable Angle ERA20 Cool Thru* with Digital Display	15	DWO 0890240	Axial ERA40 H=85mm Cool Thru*	6
DWO 0666316	0-180 Adjustable Angle ERA16 Geared-Up with Digital Display	17	DWO 0890325	Axial ERA25 H=85mm	6
DWO 0666416	0-180 Adjustable Angle ERA16 Cool Thru* Geared-Up with Digital Display	17	DWO 0890425	Axial ERA25 H=85mm Cool Thru*	6
			DWO 0890516	Axial Mill Head D=16 L=17 H=85mm	6
DWO 0672500	Radial Double Static Tool H=75mm	41	DWO 0890522	Axial Mill Head D=22 L=19 H=85mm	6
DWO 0700125	Axial ER25 H=72mm	28	DWO 0890527	Axial Mill Head D=27 L=21 H=85mm	6
DWO 0700132	Axial ER32 H=72mm	28	DWO 0900132	Radial ER32	1
DWO 0700140	Axial ERA40 H=72mm	28	DWO 0900232	Radial ER32 Cool Thru*	1
DWO 0700225	Axial ER25 H=72mm Cool Thru*	28	DWO 0900325	Radial ERA25	1
DWO 0700232	Axial ER32 H=72mm Cool Thru*	28	DWO 0900332	Radial ERA32	1
DWO 0700240	Axial ERA40 H=72mm Cool Thru*	28	DWO 0900425	Radial ERA25 Cool Thru*	1
DWO 0700325	Axial ERA25 H=72mm	28	DWO 0900432	Radial ERA32 Cool Thru*	1
DWO 0700425	Axial ERA25 H=72mm Cool Thru*	28	DWO 0900816	Radial Weldon 16	1
DWO 0700516	Axial Mill Head D=16mm, L=17mm	28	DWO 0910140	Radial Reinforced ERA40	25
DWO 0700522	Axial Mill Head D=22mm, L=19mm	28	DWO 0950216	Axial Geared-Up 1:2 Y-Axis Double ER16 H=60	12
DWO 0700527	Axial Mill Head D=27mm, L=21mm	28	DWO 0950225	Axial Geared-Up 1:2 Y-Axis Double ER25 H=60	12
DWO 0710125	Axial Geared-Up ERA25 1:2	32	DWO 0951216	Axial Geared-Up 1:2 Y-Axis Double ER16 H=70	12
DWO 0710225	Axial Geared-Up ERA25 1:2 Cool Thru*	32	DWO 0951225	Axial Geared-Up 1:2 Y-Axis Double ER25 H=70	12
DWO 0720132	Axial Opposite Face ER32+ER25 H=72mm	33	DWO 0952216	Axial Geared-Up 1:2 Y-Axis Double ER16 H=85	12
DWO 0746000	Axial Single BBH: 60mm	44	DWO 0952225	Axial Geared-Up 1:2 Y-Axis Double ER25 H=85	12
DWO 0760163	Axial MTSK-63 Geared-Down	49	DWO 1030100	Broaching/Slotting Tool 50mm Stroke	18
DWO 0760263	Axial MTSK-63 Geared-Down Cool Thru*	49	DWO 1030200	Broaching/Slotting Tool 25mm Stroke	18
DWO 0770140	Axial MTSK-40 H=60mm	4	DWO 1115000	Single BBH: 50mm H=100mm	22
DWO 0770240	Axial MTSK-40 H=60mm Cool Thru*	4	DWO 1115080	Single BBH: 2" H=100mm	22
DWO 0780140	Axial MTSK-40 H=70mm	6	DWO 1120225	Axial ER25 H=72 Single Side Twin Head in Y	34
DWO 0780240	Axial MTSK-40 H=70mm Cool Thru*	6	DWO 1130125	Axial ER25 H=85mm	30
DWO 0790140	Axial MTSK-40 H=85mm	7	DWO 1130132	Axial ER32 H=85mm	30
DWO 0790240	Axial MTSK-40 H=85mm Cool Thru*	7	DWO 1130140	Axial ERA40 H=85mm	30
			DWO 1130225	Axial ER25 H=85mm Cool Thru*	30
			DWO 1130232	Axial ER32 H=85mm Cool Thru*	30
			DWO 1130240	Axial ERA40 H=85mm Cool Thru*	30

# Table of Contents

## Part Number Index

DWO 1130325	Axial ERA25 H=85mm	30	DWO 1730132	Radial Blade Holder with Cool Thru	42
DWO 1130425	Axial ERA25 H=85mm Cool Thru*	30	DWO 1750163	Radial MTSK-63 Driven Tool	46
DWO 1130516	Axial Mill Head D=16mm, L=17mm	30	DWO 1750263	Radial MTSK-63 Driven Tool Cool Thru*	46
DWO 1130522	Axial Mill Head D=22mm, L=19mm	30	DWO 1840120	0-180 Adjustable Angle ER20 with Digital Display	13
DWO 1130527	Axial Mill Head D=27mm, L=21mm	30	DWO 1840125	0-180 Adjustable Angle ER25 with Digital Display	13
DWO 1140125	Axial ER25 H=100mm	31	DWO 1840516	0-180 Adjustable Angle 16x17 with Digital Display	13
DWO 1140132	Axial ER32 H=100mm	31	DWO 1840519	0-180 Adjustable Angle 3/4"x3/4" with Digital Display	13
DWO 1140140	Axial ER40 H=100mm	31			
DWO 1140225	Axial ER25 H=100mm Cool Thru*	31	DWO 1840522	0-180 Adjustable Angle 22x19 with Digital Display	13
DWO 1140232	Axial ER32 H=100mm Cool Thru*	31	DWO 1850120	0-180 Adjustable Angle ER20 with Digital Display	35
DWO 1140240	Axial ER40 H=100mm Cool Thru*	31	DWO 1850125	0-180 Adjustable Angle ER25 with Digital Display	35
DWO 1140325	Axial ERA25 H=100mm	31	DWO 1850516	0-180 Adjustable Angle 16x17 with Digital Display	35
DWO 1140425	Axial ERA25 H=100mm Cool Thru*	31	DWO 1850519	0-180 Adjustable Angle 3/4"x3/4" with Digital Display	35
DWO 1140516	Axial Mill Head D=16mm L=17mm H=100mm	31			
DWO 1140522	Axial Mill Head D=22mm L=19mm H=100mm	31	DWO 1850522	0-180 Adjustable Angle 22x19 with Digital Display	35
DWO 1140527	Axial Mill Head D=27mm L=21mm H=100mm	31	DWO 1860120	0-180 Adjustable Angle ER20 with Digital Display	36
DWO 1150132	Axial Opposite Face ER32+ER25 H=85mm	33	DWO 1860125	0-180 Adjustable Angle ER25 with Digital Display	36
DWO 1160132	Axial Opposite Face ER32+ER25 H=100mm	34	DWO 1860516	0-180 Adjustable Angle 16x17 with Digital Display	36
DWO 1170140	Axial MTSK-40 H=72mm	29	DWO 1860519	0-180 Adjustable Angle 3/4"x3/4" with Digital Display	36
DWO 1170150	Axial MTSK-50 H=72mm	29			
DWO 1170240	Axial MTSK-40 H=72mm Cool Thru*	29	DWO 1860522	0-180 Adjustable Angle 22x19 with Digital Display	36
DWO 1170250	Axial MTSK-50 H=72mm Cool Thru*	29			
DWO 1180140	Axial MTSK-40 H=85mm	31	<b>K</b>		
DWO 1180150	Axial MTSK-50 H=85mm	31	KIT 1000001	Plug for 32mm or 1 1/4" BBH to Make Cool Thru	23
DWO 1180240	Axial MTSK-40 H=85mm Cool Thru*	31	KIT 1000001	Plug for 32mm or 1 1/4" BBH to Make Cool Thru	44
DWO 1180250	Axial MTSK-50 H=85mm Cool Thru*	31	KIT 1000002	Plug for 50mm or 2" BBH to Make Cool Thru	22
DWO 1190140	Axial MTSK-40 H=100mm	32	KIT 1000003	Plug for 40mm BBH to Make Cool Thru	22
DWO 1190150	Axial MTSK-50 H=100mm	32	KIT 1000004	Plug for 1-1/2" BBH to Make Cool Thru	22
DWO 1190240	Axial MTSK-40 H=100mm Cool Thru*	32	KIT 1000005	Plug for 20mm or 3/4" BBH to Make Cool Thru	23
DWO 1190250	Axial MTSK-50 H=100mm Cool Thru*	32	KIT 1000006	Plug for 25mm or 1" BBH to Make Cool Thru	23
DWO 1200163	MTSK-63 Geared-Down 2:1	50	KIT 1002013	Plug & Seal Kit for 80mm BBH to Make Cool Thru	53
DWO 1200263	MTSK-63 Geared-Down 2:1 Cool Thru*	50	KIT 1002014	Plug & Seal Kit for 3" BBH to Make Cool Thru	53
DWO 1210150	Axial ERA50 Geared-Down 2:1	50	KIT 1003002	Plug & Seal Kit for 50mm BBH to Make Cool Thru	43
DWO 1210250	Axial ERA50 Geared-Down 2:1 Cool Thru*	50	KIT 1003002	Plug & Seal Kit for 50mm or 2" BBH to Make Cool Thru	42
DWO 1220225	Axial ER25 H=85 Single Side Twin Head in Y	34			
DWO 1230225	Axial ER25 H=100 Single Side Twin Head in Y	34	KIT 1003003	Plug & Seal Kit for 40mm BBH to Make Cool Thru	42
DWO 1290140	Axial Weldon 40 H=110mm Cool Thru*	48	KIT 1003003	Plug & Seal Kit for 40mm BBH to Make Cool Thru	43
DWO 1290150	Axial ERA50 H=110mm	48	KIT 1003003	Plug & Seal Kit for 40mm BBH to Make Cool Thru	21
DWO 1290240	Axial Weldon 40 H=110mm	48	KIT 1003004	Plug & Seal Kit for 1 1/2" BBH to Make Cool Thru	21
DWO 1291250	Axial ERA50 H=110mm Cool Thru*	48	KIT 1003004	Plug & Seal Kit for 1 1/2" BBH to Make Cool Thru	42
DWO 1400132	Radial Blade Holder with Blade Kit	20	KIT 1003025	Plug & Seal Kit for 60mm BBH to Make Cool Thru	44
DWO 1410132	Radial Blade Holder with Blade Kit	41	<b>M</b>		
DWO 1422500	Radial Static Tool: 25mm H=75mm	40	MTSK40A02	MTSK-40 Adaptor ER32	54
DWO 1422540	Radial Static Tool: 1" H=75mm	40	MTSK40A03	MTSK-40 Adaptor ER25	54
DWO 1446000	Axial Single BBH 60mm H=100mm	43	MTSK40B02	MTSK-40 Adaptor ERA25	54
DWO 1452500	Axial Static Tool 25mm	42	MTSK40B03	MTSK-40 Adaptor ERA20	54
DWO 1452540	Axial Static Tool 1"	42	MTSK40C02	MTSK-40 Adaptor Mill 16x17	54
DWO 1520100	Broaching / Slotting Tool H=100mm	38	MTSK40C03	MTSK-40 Adaptor Mill 3/4"	54
DWO 1520200	Broaching / Slotting Tool H=100mm	39	MTSK40C04	MTSK-40 Adaptor Mill 22x19	54
DWO 1530100	Broaching / Slotting Tool H=85mm	38	MTSK40C05	MTSK-40 Adaptor Mill 27x21	54
DWO 1530200	Broaching / Slotting Tool H=85mm	39	MTSK40D11	MTSK-40 Adaptor Weldon 1/4"	54
DWO 1540132	Radial Reinforced ER32	25	MTSK40D12	MTSK-40 Adaptor Weldon 5/16"	54
DWO 1540232	Radial Reinforced ER32 Cool Thru*	25	MTSK40D13	MTSK-40 Adaptor Weldon 3/8"	54
DWO 1540240	Radial Reinforced ER40 Cool Thru*	25	MTSK40D14	MTSK-40 Adaptor Weldon 1/2"	54
DWO 1550240	Radial MTSK-40 Reinforced Cool Thru*	25	MTSK50A01	MTSK-50 Adaptors ER40	55
DWO 1550250	Radial MTSK-50 Reinforced Cool Thru*	25	MTSK50A02	MTSK-50 Adaptors ER32	55
DWO 1580332	Radial Geared-Down 2:1 Redirected 80mm in Z	26	MTSK50A03	MTSK-50 Adaptors ER25	55
DWO 1590163	Axial MTSK 63 H=85mm	47	MTSK50B01	MTSK-50 Adaptors ERA32	55
DWO 1590263	Axial MTSK 63 H=85mm Cool Thru*	47	MTSK50B02	MTSK-50 Adaptors ERA25	55
DWO 1600163	Axial MTSK63 H=110mm	48	MTSK50B03	MTSK-50 Adaptors ERA20	55
DWO 1600263	Axial MTSK63 H=110mm Cool Thru*	48	MTSK50C02	MTSK-50 Adaptors Mill	55
DWO 1628022	Driven Worm Gear Tool 22mmx12mm	19	MTSK50C03	MTSK-50 Adaptors Mill	55
DWO 1628125	Driven Worm Gear Tool 1"x12mm	19	MTSK50C04	MTSK-50 Adaptors Mill	55
DWO 1670132	Radial Double Blade Holder Cool Thru	21	MTSK50C05	MTSK-50 Adaptors Mill	55
DWO 1703225	Axial Double Outlet ER32/ER25 H=60mm	10	MTSK50C06	MTSK-50 Adaptors Mill	55
DWO 1713225	Axial Double Outlet ER32/ER25 H=70mm	10	MTSK50D11	MTSK-50 Adaptor Weldon	55
DWO 1723225	Axial Double Outlet ER32/ER25 H=85mm	10	MTSK50D12	MTSK-50 Adaptor Weldon	55
			MTSK50D13	MTSK-50 Adaptor Weldon	55

# Table of Contents

## Part Number Index

MTSK50D14	MTSK-50 Adaptor Weldon	55
MTSK50D15	MTSK-50 Adaptor Weldon	55
MTSK50E01	MTSK-50 Adaptor Weldon	55
MTSK63A01	MTSK-63 Clamping Unit ER50	56
MTSK63A02	MTSK-63 Clamping Unit ER40	56
MTSK63A03	MTSK-63 Clamping Unit ER32	56
MTSK63A04	MTSK-63 Clamping Unit ER25	56
MTSK63B01	MTSK-63 Clamping Unit ERA40	56
MTSK63B02	MTSK-63 Clamping Unit ERA32	56
MTSK63B03	MTSK-63 Clamping Unit ERA25	56
MTSK63C02	MTSK-63 Clamping Unit 16x17	56
MTSK63C03	MTSK-63 Clamping Unit 3/4"x3/4"	56
MTSK63C04	MTSK-63 Clamping Unit 22x19	56
MTSK63C05	MTSK-63 Clamping Unit 1"x3/4"	56
MTSK63C06	MTSK-63 Clamping Unit 27x21	56
MTSK63E01	MTSK-63 POWERGRIP PG32	56
<b>P</b>		
P01Z20A100	2-Insert Polygon Making Head (with Inserts)	57
P01Z30A100	2-Insert Polygon Making Head (with Inserts)	57
<b>T</b>		
TPGN220408	10 Inserts for Polygon Making Heads	57
TPGN220408	10 Inserts for Polygon Making Heads	57